

For Project: A170 outward 2023  
 Project Notes:  
 Location/Name: Outgoing  
 Report Generated: 02/03/2023 09:26  
 Speed Intervals: 5 MPH  
 Time Intervals: Instant  
 Traffic Report From: 02/11/2022 00:00:00 through 18/02/2023 23:59:59  
 85th Percentile Speed: 36.1 MPH  
 85th Percentile Vehicles: 266749  
 Max Speed: 75 MPH on 26/12/2022 09:45:00  
 Total Vehicles: 313822  
 AADT: 2879

## Volumes - weekly counts

Time	5 Day	7 Day
Average Daily	3065	2872
AM Peak 11:00	234	232
PM Peak 04:00	292	275

## Speed

Speed Limit: 30  
 85th Percentile Speed: 36.1  
 50th Percentile Speed: 30.1  
 10 MPH Pace Interval: 25.0 MPH to 35.0 MPH  
 Average Speed: 30.42

	Monday	Tuesday	Wednesday	Thursday	Friday	Saturday	Sunday
Count over limit	22060	21837	24088	24250	26292	21996	17553
% over limit	50.6	50.2	49.2	48.9	48.9	52.1	54.6
Avg Speeder	34.8	34.7	34.8	34.7	34.7	34.9	35.1
Avg Speed	4.1	4.0	4.0	3.9	3.7	4.6	5.3

Day/Time Ending	85th pctl (MPH)	85th pctl cnts	Total Cnts	Max Speed	Avg Speeder	% Speeders	Avg Speed
02/11/2022 01:00:00 AM	40.0	5	6	45	36.3	66.7%	32.8
02/11/2022 02:00:00 AM	0.0	0	0	0	0.0	0.0%	0.0
02/11/2022 03:00:00 AM	35.0	5	6	40	34.2	50.0%	28.7
02/11/2022 04:00:00 AM	40.0	3	3	40	37.5	66.7%	33.7
02/11/2022 05:00:00 AM	40.0	8	9	45	36.1	77.8%	33.3
02/11/2022 06:00:00 AM	40.0	11	13	50	38.1	61.5%	33.4
02/11/2022 07:00:00 AM	36.4	30	35	40	35.0	40.0%	28.4
02/11/2022 08:00:00 AM	33.1	117	138	45	33.9	29.0%	27.8
02/11/2022 09:00:00 AM	32.0	190	223	45	33.4	22.4%	26.8
02/11/2022 10:00:00 AM	32.0	235	276	45	33.5	22.5%	26.9
02/11/2022 11:00:00 AM	32.2	229	269	40	33.2	23.8%	27.1
02/11/2022 12:00:00 PM	31.8	199	234	40	32.9	22.2%	26.9
02/11/2022 01:00:00 PM	32.7	173	204	50	34.0	26.5%	27.5
02/11/2022 02:00:00 PM	32.8	184	216	50	33.7	27.3%	27.7
02/11/2022 03:00:00 PM	32.2	198	233	45	33.9	22.3%	27.2
02/11/2022 04:00:00 PM	31.8	197	232	45	33.9	21.1%	26.9
02/11/2022 05:00:00 PM	32.1	238	280	45	33.8	22.5%	27.1
02/11/2022 06:00:00 PM	29.8	133	156	45	33.0	12.8%	25.8
02/11/2022 07:00:00 PM	33.2	99	117	45	34.8	26.5%	28.0
02/11/2022 08:00:00 PM	32.0	46	54	45	36.0	18.5%	26.9
02/11/2022 09:00:00 PM	37.5	31	37	55	36.2	51.4%	31.1
02/11/2022 10:00:00 PM	34.1	20	23	40	32.9	52.2%	29.5
02/11/2022 11:00:00 PM	38.3	6	7	40	36.3	57.1%	32.0
03/11/2022 12:00:00 AM	35.0	9	11	40	35.0	36.4%	27.2
03/11/2022 01:00:00 AM	40.0	3	4	50	37.5	100.0%	37.0
03/11/2022 02:00:00 AM	45.0	3	3	45	37.5	66.7%	30.3
03/11/2022 03:00:00 AM	42.5	6	7	45	38.5	71.4%	35.0
03/11/2022 04:00:00 AM	40.0	3	3	40	37.5	66.7%	34.0
03/11/2022 05:00:00 AM	35.0	6	7	40	33.8	57.1%	30.0
03/11/2022 06:00:00 AM	37.5	11	13	50	37.5	38.5%	29.5
03/11/2022 07:00:00 AM	37.0	52	61	50	35.8	42.6%	30.0
03/11/2022 08:00:00 AM	33.3	111	131	40	33.3	35.1%	27.8
03/11/2022 09:00:00 AM	30.5	240	282	50	33.3	16.3%	26.1
03/11/2022 10:00:00 AM	29.9	253	298	45	33.3	14.1%	26.2
03/11/2022 11:00:00 AM	31.5	196	230	50	33.8	19.6%	26.4
03/11/2022 12:00:00 PM	30.6	213	251	45	33.7	16.7%	26.5
03/11/2022 01:00:00 PM	31.3	165	194	50	34.4	18.6%	26.7
03/11/2022 02:00:00 PM	34.3	173	203	45	34.2	36.9%	28.6
03/11/2022 03:00:00 PM	32.3	188	221	45	34.0	22.2%	27.1
03/11/2022 04:00:00 PM	32.5	212	249	50	33.8	25.3%	27.4
03/11/2022 05:00:00 PM	30.8	261	307	45	33.6	17.3%	26.4
03/11/2022 06:00:00 PM	31.2	212	249	45	33.7	18.5%	26.8
03/11/2022 07:00:00 PM	32.6	119	140	40	33.1	27.9%	27.8
03/11/2022 08:00:00 PM	34.0	73	86	45	34.2	33.7%	28.5
03/11/2022 09:00:00 PM	34.7	52	61	45	34.5	41.0%	29.2
03/11/2022 10:00:00 PM	34.5	26	30	40	33.7	43.3%	28.9

Outgoing Summary  
A170 outward 2023

from Wed-Nov-02-2022-12-00-AM to Sat-Feb-18-2023-11-59-PM

03/11/2022 11:00:00 PM	42.5	20	23	50	38.0	47.8%	31.4
04/11/2022 12:00:00 AM	37.5	13	15	45	35.4	46.7%	30.7
04/11/2022 01:00:00 AM	38.3	3	4	40	36.3	100.0%	36.0
04/11/2022 02:00:00 AM	40.0	3	4	55	40.0	100.0%	39.5
04/11/2022 03:00:00 AM	42.5	5	6	45	38.8	66.7%	33.7
04/11/2022 04:00:00 AM	43.3	4	5	45	40.0	80.0%	37.0
04/11/2022 05:00:00 AM	41.7	8	10	45	38.3	60.0%	32.8
04/11/2022 06:00:00 AM	40.0	17	20	50	37.5	40.0%	30.8
04/11/2022 07:00:00 AM	38.6	40	47	50	36.2	57.4%	31.3
04/11/2022 08:00:00 AM	32.8	115	135	40	33.4	27.4%	26.8
04/11/2022 09:00:00 AM	31.6	226	266	40	33.4	20.3%	26.7
04/11/2022 10:00:00 AM	31.1	284	334	45	33.6	18.3%	26.5
04/11/2022 11:00:00 AM	31.5	280	330	45	33.4	20.0%	27.1
04/11/2022 12:00:00 PM	**No Data**						
04/11/2022 01:00:00 PM	**No Data**						
04/11/2022 02:00:00 PM	32.4	138	162	45	33.4	25.3%	26.8
04/11/2022 03:00:00 PM	32.2	207	244	65	34.6	23.0%	27.5
04/11/2022 04:00:00 PM	32.1	215	253	45	33.3	23.3%	27.0
04/11/2022 05:00:00 PM	31.0	294	346	50	33.5	18.2%	26.2
04/11/2022 06:00:00 PM	33.0	200	235	50	34.2	26.8%	27.1
04/11/2022 07:00:00 PM	32.8	132	155	45	33.7	27.1%	27.8
04/11/2022 08:00:00 PM	35.0	75	88	45	35.6	29.5%	27.8
04/11/2022 09:00:00 PM	33.6	45	53	50	34.7	30.2%	27.8
04/11/2022 10:00:00 PM	34.6	50	59	50	35.0	37.3%	28.4
04/11/2022 11:00:00 PM	35.8	27	32	40	33.9	68.8%	31.4
05/11/2022 12:00:00 AM	42.5	19	22	50	39.0	45.5%	32.6
05/11/2022 01:00:00 AM	35.0	4	5	45	35.8	60.0%	31.0
05/11/2022 02:00:00 AM	38.3	5	6	40	36.3	66.7%	33.2
05/11/2022 03:00:00 AM	40.0	7	8	45	37.5	62.5%	32.3
05/11/2022 04:00:00 AM	40.0	3	4	45	36.3	100.0%	35.8
05/11/2022 05:00:00 AM	35.0	5	6	50	37.5	50.0%	32.2
05/11/2022 06:00:00 AM	50.0	7	8	55	42.5	75.0%	38.4
05/11/2022 07:00:00 AM	37.5	19	22	50	36.4	40.9%	29.8
05/11/2022 08:00:00 AM	36.4	54	63	45	35.0	47.6%	29.3
05/11/2022 09:00:00 AM	33.4	128	150	40	33.4	32.7%	27.9
05/11/2022 10:00:00 AM	32.7	108	127	40	33.8	25.2%	27.2
05/11/2022 11:00:00 AM	29.9	130	153	45	33.7	13.7%	26.5
05/11/2022 12:00:00 PM	31.2	160	188	45	33.4	18.6%	27.2
05/11/2022 01:00:00 PM	30.4	166	195	40	33.3	15.9%	26.8
05/11/2022 02:00:00 PM	32.1	135	159	45	33.4	23.9%	27.8
05/11/2022 03:00:00 PM	31.3	151	178	50	33.4	19.7%	26.8
05/11/2022 04:00:00 PM	31.6	109	128	40	33.7	19.5%	26.8
05/11/2022 05:00:00 PM	31.4	118	139	50	33.8	19.4%	27.4
05/11/2022 06:00:00 PM	31.8	90	106	45	33.4	21.7%	27.4
05/11/2022 07:00:00 PM	31.9	82	96	40	33.5	20.8%	27.0
05/11/2022 08:00:00 PM	34.4	57	67	55	35.5	37.3%	29.0
05/11/2022 09:00:00 PM	31.4	37	43	40	33.1	18.6%	27.5

Outgoing Summary  
A170 outward 2023

from Wed-Nov-02-2022-12-00-AM to Sat-Feb-18-2023-11-59-PM

05/11/2022 10:00:00 PM	33.5	34	40	40	33.7	32.5%	28.2
05/11/2022 11:00:00 PM	35.0	31	37	45	34.8	40.5%	29.3
06/11/2022 12:00:00 AM	33.0	16	19	40	33.3	31.6%	28.9
06/11/2022 01:00:00 AM	35.0	3	4	40	35.0	50.0%	29.5
06/11/2022 02:00:00 AM	35.0	1	1	35	32.5	100.0%	32.0
06/11/2022 03:00:00 AM	30.0	1	1	30	0.0	0.0%	27.0
06/11/2022 04:00:00 AM	35.0	1	1	35	32.5	100.0%	32.0
06/11/2022 05:00:00 AM	40.0	1	1	40	37.5	100.0%	37.0
06/11/2022 06:00:00 AM	35.0	5	6	40	33.8	66.7%	31.5
06/11/2022 07:00:00 AM	40.0	9	11	50	38.9	63.6%	34.5
06/11/2022 08:00:00 AM	35.0	21	25	40	33.9	56.0%	30.0
06/11/2022 09:00:00 AM	34.4	46	54	45	34.5	40.7%	29.6
06/11/2022 10:00:00 AM	32.6	97	114	40	33.5	25.4%	27.0
06/11/2022 11:00:00 AM	34.0	132	155	50	35.5	27.7%	28.3
06/11/2022 12:00:00 PM	33.0	162	190	40	33.1	31.6%	27.9
06/11/2022 01:00:00 PM	31.6	192	226	40	33.6	19.9%	27.1
06/11/2022 02:00:00 PM	32.1	178	209	45	33.8	22.0%	26.7
06/11/2022 03:00:00 PM	31.1	206	242	40	33.1	18.6%	26.6
06/11/2022 04:00:00 PM	32.1	134	158	50	33.9	22.8%	27.5
06/11/2022 05:00:00 PM	30.3	101	119	40	33.0	16.0%	26.2
06/11/2022 06:00:00 PM	31.9	154	181	40	33.4	21.5%	27.0
06/11/2022 07:00:00 PM	34.2	85	100	45	34.2	35.0%	28.8
06/11/2022 08:00:00 PM	33.3	51	60	40	33.6	31.7%	28.6
06/11/2022 09:00:00 PM	31.9	33	39	40	33.1	23.1%	27.7
06/11/2022 10:00:00 PM	36.7	23	27	50	35.8	44.4%	30.5
06/11/2022 11:00:00 PM	36.7	13	15	40	35.0	40.0%	29.0
07/11/2022 12:00:00 AM	35.0	8	9	40	33.8	44.4%	28.3
07/11/2022 01:00:00 AM	35.0	3	4	50	36.3	100.0%	35.8
07/11/2022 02:00:00 AM	50.0	3	3	50	44.2	100.0%	43.7
07/11/2022 03:00:00 AM	40.0	2	2	40	37.5	50.0%	32.0
07/11/2022 04:00:00 AM	42.5	5	6	45	37.5	100.0%	37.3
07/11/2022 05:00:00 AM	35.0	6	7	45	35.0	57.1%	30.1
07/11/2022 06:00:00 AM	38.3	16	19	45	35.8	63.2%	31.5
07/11/2022 07:00:00 AM	38.6	36	42	45	36.2	54.8%	31.7
07/11/2022 08:00:00 AM	33.5	99	117	45	34.2	33.3%	28.0
07/11/2022 09:00:00 AM	29.9	204	240	45	33.6	13.8%	26.6
07/11/2022 10:00:00 AM	30.7	228	268	60	34.7	16.4%	26.5
07/11/2022 11:00:00 AM	31.4	182	214	45	33.6	19.6%	27.1
07/11/2022 12:00:00 PM	32.3	201	237	45	33.8	23.6%	27.4
07/11/2022 01:00:00 PM	32.6	203	239	45	33.6	25.5%	27.0
07/11/2022 02:00:00 PM	33.3	178	209	50	34.5	27.3%	27.7
07/11/2022 03:00:00 PM	32.9	182	214	45	34.0	26.6%	28.0
07/11/2022 04:00:00 PM	32.7	192	226	45	33.4	27.4%	27.7
07/11/2022 05:00:00 PM	31.7	226	266	45	34.0	19.9%	26.8
07/11/2022 06:00:00 PM	32.0	193	227	40	33.3	22.9%	26.9
07/11/2022 07:00:00 PM	32.0	116	137	45	33.6	22.6%	27.4
07/11/2022 08:00:00 PM	33.1	71	84	40	33.8	28.6%	27.8

07/11/2022 09:00:00 PM	34.6	32	38	45	34.1	50.0%	29.9
07/11/2022 10:00:00 PM	34.3	21	25	50	35.5	40.0%	29.1
07/11/2022 11:00:00 PM	38.3	14	16	50	36.8	43.8%	29.4
08/11/2022 12:00:00 AM	35.0	6	7	50	36.3	57.1%	30.6
08/11/2022 01:00:00 AM	37.5	3	4	40	37.5	50.0%	30.8
08/11/2022 02:00:00 AM	40.0	3	3	40	35.0	66.7%	28.7
08/11/2022 03:00:00 AM	40.0	4	5	45	37.5	60.0%	32.0
08/11/2022 04:00:00 AM	40.0	1	1	40	37.5	100.0%	37.0
08/11/2022 05:00:00 AM	35.0	3	3	35	32.5	66.7%	29.0
08/11/2022 06:00:00 AM	40.0	14	16	45	35.7	68.8%	31.6
08/11/2022 07:00:00 AM	37.8	32	38	50	36.4	50.0%	31.1
08/11/2022 08:00:00 AM	33.1	119	140	45	34.0	29.3%	27.6
08/11/2022 09:00:00 AM	30.5	206	242	45	33.5	16.1%	26.1
08/11/2022 10:00:00 AM	30.5	228	268	45	34.4	16.0%	26.3
08/11/2022 11:00:00 AM	31.6	175	206	45	34.3	19.4%	26.4
08/11/2022 12:00:00 PM	30.5	202	238	45	33.5	16.4%	26.5
08/11/2022 01:00:00 PM	33.4	167	196	45	33.9	30.6%	28.3
08/11/2022 02:00:00 PM	31.2	146	172	50	33.9	19.2%	27.0
08/11/2022 03:00:00 PM	32.0	155	182	40	33.4	22.0%	26.9
08/11/2022 04:00:00 PM	32.4	180	212	55	34.5	23.1%	27.3
08/11/2022 05:00:00 PM	32.1	235	277	45	33.7	23.1%	27.1
08/11/2022 06:00:00 PM	31.7	196	230	40	33.7	20.0%	26.5
08/11/2022 07:00:00 PM	33.3	98	115	45	33.4	33.9%	27.7
08/11/2022 08:00:00 PM	32.1	65	76	45	33.7	22.4%	27.3
08/11/2022 09:00:00 PM	34.2	41	48	45	34.1	45.8%	29.7
08/11/2022 10:00:00 PM	35.0	26	31	40	34.6	38.7%	29.8
08/11/2022 11:00:00 PM	38.3	19	22	45	35.7	50.0%	30.9
09/11/2022 12:00:00 AM	36.7	9	11	40	35.0	54.5%	30.4
09/11/2022 01:00:00 AM	40.0	2	2	40	37.5	50.0%	29.5
09/11/2022 02:00:00 AM	50.0	3	3	50	37.5	100.0%	37.0
09/11/2022 03:00:00 AM	40.0	4	5	50	38.8	80.0%	35.2
09/11/2022 04:00:00 AM	35.0	2	2	35	32.5	50.0%	27.0
09/11/2022 05:00:00 AM	45.0	7	8	50	38.3	75.0%	35.4
09/11/2022 06:00:00 AM	39.3	19	22	45	36.4	63.6%	30.3
09/11/2022 07:00:00 AM	39.3	35	41	45	37.2	43.9%	29.8
09/11/2022 08:00:00 AM	33.2	103	121	45	33.8	31.4%	27.9
09/11/2022 09:00:00 AM	32.3	207	244	45	33.6	23.8%	27.1
09/11/2022 10:00:00 AM	30.4	270	318	45	33.7	16.0%	26.7
09/11/2022 11:00:00 AM	31.8	203	239	45	33.9	20.5%	27.2
09/11/2022 12:00:00 PM	30.9	196	230	40	33.1	17.4%	27.0
09/11/2022 01:00:00 PM	32.2	147	173	45	33.5	23.7%	27.1
09/11/2022 02:00:00 PM	33.4	165	194	45	33.6	32.5%	28.0
09/11/2022 03:00:00 PM	33.3	163	192	50	34.7	27.1%	27.7
09/11/2022 04:00:00 PM	32.6	175	206	55	33.7	25.7%	27.3
09/11/2022 05:00:00 PM	31.0	237	279	40	33.3	17.9%	26.8
09/11/2022 06:00:00 PM	31.2	190	224	45	33.7	18.8%	26.8
09/11/2022 07:00:00 PM	31.6	110	130	40	33.4	20.8%	27.0

Outgoing Summary  
A170 outward 2023

from Wed-Nov-02-2022-12-00-AM to Sat-Feb-18-2023-11-59-PM

09/11/2022 08:00:00 PM	32.3	69	81	45	34.2	22.2%	27.4
09/11/2022 09:00:00 PM	34.1	31	37	40	33.3	54.1%	29.1
09/11/2022 10:00:00 PM	34.4	32	38	45	35.2	34.2%	28.7
09/11/2022 11:00:00 PM	34.2	20	23	40	33.8	34.8%	29.3
10/11/2022 12:00:00 AM	38.0	13	15	40	34.8	73.3%	32.3
10/11/2022 01:00:00 AM	38.3	4	5	40	36.3	80.0%	34.2
10/11/2022 02:00:00 AM	35.0	1	1	35	32.5	100.0%	32.0
10/11/2022 03:00:00 AM	45.0	5	6	50	39.2	100.0%	38.8
10/11/2022 04:00:00 AM	42.5	6	7	45	36.7	85.7%	35.1
10/11/2022 05:00:00 AM	40.0	7	8	45	38.5	62.5%	32.9
10/11/2022 06:00:00 AM	40.0	12	14	45	36.9	57.1%	32.2
10/11/2022 07:00:00 AM	39.6	31	36	55	37.7	63.9%	33.3
10/11/2022 08:00:00 AM	34.7	121	142	50	35.1	34.5%	28.8
10/11/2022 09:00:00 AM	30.0	211	248	45	34.1	14.9%	26.6
10/11/2022 10:00:00 AM	31.2	266	313	50	34.0	18.2%	26.6
10/11/2022 11:00:00 AM	32.6	213	251	40	33.7	25.1%	27.2
10/11/2022 12:00:00 PM	31.8	197	232	45	34.1	20.3%	26.7
10/11/2022 01:00:00 PM	33.1	189	222	45	33.5	30.2%	27.9
10/11/2022 02:00:00 PM	33.5	144	170	40	33.8	31.8%	28.3
10/11/2022 03:00:00 PM	31.4	205	241	45	33.9	19.1%	27.0
10/11/2022 04:00:00 PM	33.1	212	249	45	33.7	30.5%	27.5
10/11/2022 05:00:00 PM	31.8	282	332	55	34.1	20.2%	27.1
10/11/2022 06:00:00 PM	32.6	195	229	40	33.4	25.3%	27.5
10/11/2022 07:00:00 PM	32.9	157	185	45	33.3	29.7%	28.1
10/11/2022 08:00:00 PM	33.8	78	92	45	34.6	31.5%	28.2
10/11/2022 09:00:00 PM	34.5	73	86	45	34.7	34.9%	28.8
10/11/2022 10:00:00 PM	32.9	32	38	45	34.5	26.3%	27.2
10/11/2022 11:00:00 PM	36.7	17	20	45	34.4	65.0%	31.3
11/11/2022 12:00:00 AM	35.0	12	14	40	34.5	35.7%	29.7
11/11/2022 01:00:00 AM	37.5	8	9	40	34.5	55.6%	30.6
11/11/2022 02:00:00 AM	35.0	3	4	40	35.0	50.0%	31.0
11/11/2022 03:00:00 AM	40.0	3	3	40	35.0	66.7%	32.0
11/11/2022 04:00:00 AM	45.0	5	6	55	40.5	83.3%	37.8
11/11/2022 05:00:00 AM	45.0	5	6	50	40.0	66.7%	35.3
11/11/2022 06:00:00 AM	40.0	10	12	50	38.1	66.7%	34.3
11/11/2022 07:00:00 AM	38.3	35	41	50	36.5	48.8%	29.8
11/11/2022 08:00:00 AM	33.6	139	163	50	34.3	32.5%	28.4
11/11/2022 09:00:00 AM	32.1	222	261	50	33.8	22.6%	27.1
11/11/2022 10:00:00 AM	31.7	251	295	55	34.2	20.0%	27.0
11/11/2022 11:00:00 AM	31.7	253	298	45	33.5	20.8%	26.9
11/11/2022 12:00:00 PM	32.2	244	287	50	33.5	24.0%	27.3
11/11/2022 01:00:00 PM	32.4	241	284	45	33.3	25.7%	27.6
11/11/2022 02:00:00 PM	32.1	212	250	45	34.0	22.0%	27.2
11/11/2022 03:00:00 PM	32.7	179	211	45	33.8	25.6%	27.2
11/11/2022 04:00:00 PM	32.2	212	250	50	33.5	24.8%	27.5
11/11/2022 05:00:00 PM	32.3	237	279	45	33.6	23.7%	27.3
11/11/2022 06:00:00 PM	31.5	209	246	45	33.5	20.3%	27.0

11/11/2022 07:00:00 PM	33.5	111	131	45	33.8	35.9%	28.4
11/11/2022 08:00:00 PM	33.9	61	72	45	34.8	30.6%	27.9
11/11/2022 09:00:00 PM	37.8	31	37	45	35.6	56.8%	31.5
11/11/2022 10:00:00 PM	38.6	35	41	45	37.2	39.0%	30.0
11/11/2022 11:00:00 PM	35.0	26	30	50	34.3	63.3%	30.9
12/11/2022 12:00:00 AM	38.0	24	28	45	35.7	50.0%	31.1
12/11/2022 01:00:00 AM	40.0	2	2	40	35.0	100.0%	34.5
12/11/2022 02:00:00 AM	50.0	2	2	50	42.5	100.0%	42.0
12/11/2022 03:00:00 AM	38.8	8	10	45	37.5	60.0%	31.2
12/11/2022 04:00:00 AM	33.3	3	4	35	32.5	75.0%	31.0
12/11/2022 05:00:00 AM	40.0	4	5	50	37.5	80.0%	35.0
12/11/2022 06:00:00 AM	40.0	4	5	45	40.0	40.0%	30.0
12/11/2022 07:00:00 AM	39.4	27	32	45	36.3	65.6%	32.4
12/11/2022 08:00:00 AM	35.0	52	61	55	35.9	36.1%	29.4
12/11/2022 09:00:00 AM	34.5	109	128	50	34.7	36.7%	29.0
12/11/2022 10:00:00 AM	32.7	169	199	45	34.3	23.6%	27.5
12/11/2022 11:00:00 AM	31.9	235	277	45	33.5	22.0%	26.9
12/11/2022 12:00:00 PM	31.1	235	276	45	33.6	18.1%	26.5
12/11/2022 01:00:00 PM	32.6	200	235	45	33.9	24.7%	27.2
12/11/2022 02:00:00 PM	33.1	184	217	50	34.6	26.3%	27.7
12/11/2022 03:00:00 PM	32.9	183	215	40	33.4	28.8%	27.8
12/11/2022 04:00:00 PM	32.4	200	235	50	33.8	24.7%	27.3
12/11/2022 05:00:00 PM	32.7	190	223	50	33.7	27.4%	27.7
12/11/2022 06:00:00 PM	33.2	151	178	45	34.3	26.4%	27.7
12/11/2022 07:00:00 PM	35.0	114	134	45	35.0	38.1%	29.5
12/11/2022 08:00:00 PM	33.8	71	83	45	34.3	33.7%	28.1
12/11/2022 09:00:00 PM	34.5	32	38	50	35.3	42.1%	28.9
12/11/2022 10:00:00 PM	34.3	29	34	45	35.2	32.4%	28.1
12/11/2022 11:00:00 PM	36.2	29	34	50	35.5	44.1%	29.8
13/11/2022 12:00:00 AM	35.0	14	16	55	36.7	37.5%	29.4
13/11/2022 01:00:00 AM	42.5	9	11	50	39.6	63.6%	34.1
13/11/2022 02:00:00 AM	35.0	3	4	40	34.2	75.0%	29.5
13/11/2022 03:00:00 AM	55.0	2	2	55	45.0	100.0%	44.5
13/11/2022 04:00:00 AM	45.0	2	2	45	37.5	100.0%	37.0
13/11/2022 05:00:00 AM	40.0	6	7	45	36.5	71.4%	33.7
13/11/2022 06:00:00 AM	35.0	4	5	40	34.2	60.0%	27.0
13/11/2022 07:00:00 AM	37.5	7	8	40	37.5	25.0%	29.1
13/11/2022 08:00:00 AM	45.0	19	22	60	39.8	59.1%	32.5
13/11/2022 09:00:00 AM	36.5	59	69	45	35.2	40.6%	29.7
13/11/2022 10:00:00 AM	33.6	115	135	50	34.3	30.4%	27.6
13/11/2022 11:00:00 AM	32.1	178	209	45	34.1	21.1%	26.9
13/11/2022 12:00:00 PM	33.6	162	191	45	34.3	32.5%	28.5
13/11/2022 01:00:00 PM	33.8	162	190	50	34.5	30.5%	28.2
13/11/2022 02:00:00 PM	34.2	186	219	45	35.1	28.8%	27.8
13/11/2022 03:00:00 PM	34.6	172	202	50	34.6	37.1%	28.9
13/11/2022 04:00:00 PM	34.4	216	254	55	34.3	39.0%	28.8
13/11/2022 05:00:00 PM	34.0	183	215	45	35.0	27.9%	28.0

Outgoing Summary  
A170 outward 2023

from Wed-Nov-02-2022-12-00-AM to Sat-Feb-18-2023-11-59-PM

13/11/2022 06:00:00 PM	33.4	121	142	45	34.0	29.6%	27.9
13/11/2022 07:00:00 PM	35.4	77	91	50	34.7	48.4%	29.8
13/11/2022 08:00:00 PM	33.9	57	67	50	34.5	37.3%	29.3
13/11/2022 09:00:00 PM	37.8	31	37	45	35.9	51.4%	30.5
13/11/2022 10:00:00 PM	37.5	20	24	50	35.3	66.7%	31.6
13/11/2022 11:00:00 PM	33.8	11	13	40	33.5	38.5%	28.5
14/11/2022 12:00:00 AM	47.5	8	9	50	40.6	88.9%	38.8
14/11/2022 01:00:00 AM	40.0	8	10	50	36.9	90.0%	35.2
14/11/2022 02:00:00 AM	45.0	2	2	45	37.5	100.0%	37.0
14/11/2022 03:00:00 AM	42.5	4	5	45	38.5	100.0%	38.0
14/11/2022 04:00:00 AM	33.3	5	6	35	32.5	50.0%	29.8
14/11/2022 05:00:00 AM	38.3	10	12	40	35.8	75.0%	31.9
14/11/2022 06:00:00 AM	40.0	24	28	50	37.8	60.7%	32.5
14/11/2022 07:00:00 AM	40.6	46	54	45	36.8	63.0%	32.3
14/11/2022 08:00:00 AM	35.6	121	142	50	35.4	37.3%	28.7
14/11/2022 09:00:00 AM	31.8	229	269	60	34.8	20.1%	26.8
14/11/2022 10:00:00 AM	33.2	199	234	50	33.7	31.2%	28.0
14/11/2022 11:00:00 AM	33.3	205	241	45	33.7	30.3%	27.7
14/11/2022 12:00:00 PM	32.0	216	254	45	33.8	21.3%	26.0
14/11/2022 01:00:00 PM	31.0	194	228	45	33.4	18.0%	26.2
14/11/2022 02:00:00 PM	33.2	141	166	45	34.0	29.5%	28.1
14/11/2022 03:00:00 PM	32.9	156	184	45	34.2	25.5%	27.6
14/11/2022 04:00:00 PM	32.3	187	220	40	33.8	22.7%	26.6
14/11/2022 05:00:00 PM	30.6	240	282	40	33.4	16.7%	26.5
14/11/2022 06:00:00 PM	32.6	182	214	45	34.2	23.8%	27.2
14/11/2022 07:00:00 PM	32.9	110	130	50	34.4	26.9%	27.7
14/11/2022 08:00:00 PM	34.3	50	59	40	33.6	47.5%	29.5
14/11/2022 09:00:00 PM	35.0	41	48	45	35.0	37.5%	29.4
14/11/2022 10:00:00 PM	35.0	17	20	50	34.8	55.0%	31.0
14/11/2022 11:00:00 PM	39.0	16	19	45	37.5	47.4%	31.7
15/11/2022 12:00:00 AM	40.0	5	6	50	38.5	83.3%	36.3
15/11/2022 01:00:00 AM	35.0	3	3	35	32.5	33.3%	27.0
15/11/2022 02:00:00 AM	50.0	3	3	50	40.8	100.0%	40.3
15/11/2022 03:00:00 AM	47.5	3	4	50	43.8	100.0%	43.5
15/11/2022 04:00:00 AM	43.3	5	6	45	39.5	83.3%	37.2
15/11/2022 05:00:00 AM	40.0	7	8	45	37.5	50.0%	31.5
15/11/2022 06:00:00 AM	38.3	20	24	50	36.7	54.2%	31.0
15/11/2022 07:00:00 AM	38.2	39	46	45	35.5	60.9%	32.0
15/11/2022 08:00:00 AM	33.5	116	137	40	33.8	32.1%	27.6
15/11/2022 09:00:00 AM	30.9	174	205	45	33.3	18.0%	26.7
15/11/2022 10:00:00 AM	30.6	92	108	35	32.5	16.7%	25.8
15/11/2022 11:00:00 AM	29.9	79	93	40	33.3	14.0%	25.3
15/11/2022 12:00:00 PM	29.6	69	81	40	33.1	11.1%	25.8
15/11/2022 01:00:00 PM	32.0	71	84	45	33.8	22.6%	26.2
15/11/2022 02:00:00 PM	33.5	60	71	40	33.8	32.4%	27.9
15/11/2022 03:00:00 PM	31.5	65	77	40	33.4	20.8%	27.0
15/11/2022 04:00:00 PM	29.9	74	87	40	32.9	13.8%	25.4



Outgoing Summary  
A170 outward 2023

from Wed-Nov-02-2022-12-00-AM to Sat-Feb-18-2023-11-59-PM

15/11/2022 05:00:00 PM	30.5	130	153	45	33.9	16.3%	26.6
15/11/2022 06:00:00 PM	30.4	124	146	40	32.7	16.4%	25.8
15/11/2022 07:00:00 PM	33.8	69	81	50	34.5	33.3%	28.8
15/11/2022 08:00:00 PM	35.0	42	49	45	35.3	32.7%	28.5
15/11/2022 09:00:00 PM	34.4	23	27	45	34.8	40.7%	28.7
15/11/2022 10:00:00 PM	31.0	24	28	35	32.5	17.9%	27.6
15/11/2022 11:00:00 PM	33.0	14	17	40	33.3	35.3%	28.8
16/11/2022 12:00:00 AM	35.0	6	7	40	35.0	28.6%	28.7
16/11/2022 01:00:00 AM	25.0	1	1	25	0.0	0.0%	22.0
16/11/2022 02:00:00 AM	0.0	0	0	0	0.0	0.0%	0.0
16/11/2022 03:00:00 AM	35.0	2	2	35	32.5	50.0%	29.5
16/11/2022 04:00:00 AM	55.0	2	2	55	42.5	100.0%	42.0
16/11/2022 05:00:00 AM	45.0	7	8	50	37.5	100.0%	37.1
16/11/2022 06:00:00 AM	39.0	16	19	45	36.6	57.9%	31.7
16/11/2022 07:00:00 AM	37.7	41	48	45	35.6	50.0%	30.7
16/11/2022 08:00:00 AM	34.4	99	117	50	34.8	35.9%	28.9
16/11/2022 09:00:00 AM	32.0	220	259	50	34.1	21.2%	26.8
16/11/2022 10:00:00 AM	31.6	241	283	40	33.7	19.8%	26.5
16/11/2022 11:00:00 AM	31.4	168	198	45	33.4	19.7%	26.6
16/11/2022 12:00:00 PM	30.9	199	234	45	33.8	17.5%	26.9
16/11/2022 01:00:00 PM	31.6	190	224	45	33.6	20.5%	26.7
16/11/2022 02:00:00 PM	32.7	195	229	45	34.0	25.8%	27.7
16/11/2022 03:00:00 PM	32.7	143	168	40	34.2	23.2%	27.3
16/11/2022 04:00:00 PM	31.1	163	192	40	33.2	18.8%	26.0
16/11/2022 05:00:00 PM	30.6	174	205	45	34.0	16.6%	26.3
16/11/2022 06:00:00 PM	30.8	162	190	50	34.1	16.8%	26.8
16/11/2022 07:00:00 PM	32.1	101	119	40	33.0	24.4%	26.9
16/11/2022 08:00:00 PM	30.7	89	105	40	33.6	17.1%	26.3
16/11/2022 09:00:00 PM	32.9	33	39	45	34.5	25.6%	28.2
16/11/2022 10:00:00 PM	32.1	28	33	40	33.1	24.2%	27.4
16/11/2022 11:00:00 PM	42.5	11	13	45	37.5	69.2%	34.2
17/11/2022 12:00:00 AM	30.0	4	5	35	32.5	20.0%	27.2
17/11/2022 01:00:00 AM	50.0	3	3	50	40.0	66.7%	35.3
17/11/2022 02:00:00 AM	0.0	0	0	0	0.0	0.0%	0.0
17/11/2022 03:00:00 AM	35.0	3	3	35	32.5	33.3%	23.7
17/11/2022 04:00:00 AM	43.3	5	6	45	38.3	100.0%	37.8
17/11/2022 05:00:00 AM	37.5	3	4	40	35.0	100.0%	34.5
17/11/2022 06:00:00 AM	41.7	10	12	45	37.5	58.3%	32.2
17/11/2022 07:00:00 AM	38.3	12	14	45	36.7	42.9%	29.7
17/11/2022 08:00:00 AM	31.2	64	75	40	33.2	18.7%	26.6
17/11/2022 09:00:00 AM	29.8	121	142	40	33.3	13.4%	25.5
17/11/2022 10:00:00 AM	31.9	110	130	45	34.8	20.0%	26.5
17/11/2022 11:00:00 AM	30.4	88	103	45	33.8	15.5%	26.1
17/11/2022 12:00:00 PM	31.7	132	155	45	33.6	20.6%	26.8
17/11/2022 01:00:00 PM	32.0	105	123	40	33.7	21.1%	26.8
17/11/2022 02:00:00 PM	33.0	108	127	45	33.8	27.6%	27.8
17/11/2022 03:00:00 PM	31.2	75	88	40	33.8	18.2%	26.3

17/11/2022 04:00:00 PM	31.5	98	115	55	35.0	19.1%	26.8
17/11/2022 05:00:00 PM	31.5	127	149	40	33.0	20.1%	26.4
17/11/2022 06:00:00 PM	30.0	67	79	35	32.5	15.2%	25.7
17/11/2022 07:00:00 PM	30.0	48	57	40	33.6	15.8%	26.1
17/11/2022 08:00:00 PM	29.7	27	32	40	35.0	12.5%	26.0
17/11/2022 09:00:00 PM	33.9	33	39	45	34.8	33.3%	28.1
17/11/2022 10:00:00 PM	36.7	20	24	40	35.2	45.8%	29.9
17/11/2022 11:00:00 PM	33.3	10	12	40	33.8	33.3%	27.6
18/11/2022 12:00:00 AM	35.0	5	6	40	33.8	66.7%	31.3
18/11/2022 01:00:00 AM	30.0	1	1	30	0.0	0.0%	27.0
18/11/2022 02:00:00 AM	0.0	0	0	0	0.0	0.0%	0.0
18/11/2022 03:00:00 AM	30.0	3	4	35	32.5	25.0%	26.0
18/11/2022 04:00:00 AM	42.5	5	6	45	35.8	100.0%	35.5
18/11/2022 05:00:00 AM	45.0	8	9	55	41.5	55.6%	33.9
18/11/2022 06:00:00 AM	35.0	17	20	40	34.4	40.0%	28.8
18/11/2022 07:00:00 AM	34.2	31	37	45	34.0	45.9%	29.9
18/11/2022 08:00:00 AM	33.6	109	128	50	34.9	27.3%	27.7
18/11/2022 09:00:00 AM	30.6	203	239	40	33.4	16.7%	26.3
18/11/2022 10:00:00 AM	30.9	231	272	40	33.0	18.0%	26.2
18/11/2022 11:00:00 AM	32.2	247	291	45	33.8	22.7%	27.2
18/11/2022 12:00:00 PM	31.0	238	280	45	33.1	18.2%	26.6
18/11/2022 01:00:00 PM	32.9	192	226	45	33.8	27.4%	28.0
18/11/2022 02:00:00 PM	33.0	190	223	40	33.5	28.3%	27.7
18/11/2022 03:00:00 PM	31.9	173	204	45	33.8	21.6%	27.4
18/11/2022 04:00:00 PM	33.3	218	256	50	35.0	25.8%	27.8
18/11/2022 05:00:00 PM	32.0	237	279	40	33.4	22.6%	27.2
18/11/2022 06:00:00 PM	32.1	212	250	45	33.9	22.4%	27.1
18/11/2022 07:00:00 PM	33.7	115	135	45	33.8	34.1%	28.6
18/11/2022 08:00:00 PM	33.8	76	90	50	34.3	37.8%	28.5
18/11/2022 09:00:00 PM	35.7	37	43	40	34.1	51.2%	30.2
18/11/2022 10:00:00 PM	38.0	37	43	45	36.1	41.9%	29.9
18/11/2022 11:00:00 PM	35.0	19	22	45	36.1	31.8%	28.2
19/11/2022 12:00:00 AM	34.3	14	17	40	33.6	52.9%	30.2
19/11/2022 01:00:00 AM	35.0	8	9	40	33.5	55.6%	29.4
19/11/2022 02:00:00 AM	40.0	6	7	55	38.8	57.1%	32.7
19/11/2022 03:00:00 AM	47.5	5	6	50	40.8	100.0%	40.7
19/11/2022 04:00:00 AM	25.0	1	1	25	0.0	0.0%	22.0
19/11/2022 05:00:00 AM	38.3	8	10	55	37.5	70.0%	34.2
19/11/2022 06:00:00 AM	35.0	4	5	40	34.2	60.0%	27.0
19/11/2022 07:00:00 AM	29.0	5	6	30	0.0	0.0%	26.5
19/11/2022 08:00:00 AM	32.0	15	18	35	32.5	27.8%	27.7
19/11/2022 09:00:00 AM	29.7	90	106	40	33.3	12.3%	26.1
19/11/2022 10:00:00 AM	33.0	137	161	45	34.6	25.5%	27.7
19/11/2022 11:00:00 AM	31.5	182	214	45	34.5	18.7%	27.0
19/11/2022 12:00:00 PM	31.1	218	256	45	33.5	18.4%	27.1
19/11/2022 01:00:00 PM	32.1	196	231	40	32.9	24.7%	26.7
19/11/2022 02:00:00 PM	31.8	165	194	45	33.2	21.6%	27.2

Outgoing Summary  
A170 outward 2023

from Wed-Nov-02-2022-12-00-AM to Sat-Feb-18-2023-11-59-PM

19/11/2022 03:00:00 PM	33.7	160	188	45	33.8	34.0%	27.8
19/11/2022 04:00:00 PM	34.4	223	262	50	33.8	49.2%	29.7
19/11/2022 05:00:00 PM	36.3	203	239	50	34.8	49.4%	30.3
19/11/2022 06:00:00 PM	36.7	147	173	45	34.6	59.0%	30.8
19/11/2022 07:00:00 PM	37.7	128	151	50	35.2	61.6%	31.8
19/11/2022 08:00:00 PM	37.4	102	120	45	35.2	55.0%	30.9
19/11/2022 09:00:00 PM	39.1	44	52	45	35.7	69.2%	32.9
19/11/2022 10:00:00 PM	36.2	37	44	50	35.5	52.3%	30.9
19/11/2022 11:00:00 PM	38.3	31	37	55	36.0	64.9%	32.8
20/11/2022 12:00:00 AM	39.1	37	43	60	36.6	62.8%	31.8
20/11/2022 01:00:00 AM	39.2	8	10	45	36.9	90.0%	35.7
20/11/2022 02:00:00 AM	42.5	6	7	45	38.8	57.1%	33.6
20/11/2022 03:00:00 AM	35.0	4	5	50	40.0	40.0%	31.0
20/11/2022 04:00:00 AM	37.5	3	4	40	35.0	100.0%	34.8
20/11/2022 05:00:00 AM	40.0	2	2	40	37.5	100.0%	37.0
20/11/2022 06:00:00 AM	40.0	3	4	50	39.2	75.0%	35.8
20/11/2022 07:00:00 AM	45.0	6	7	50	39.2	85.7%	36.3
20/11/2022 08:00:00 AM	39.1	27	32	55	36.8	68.8%	33.3
20/11/2022 09:00:00 AM	38.2	46	54	50	35.2	68.5%	32.2
20/11/2022 10:00:00 AM	38.7	80	94	50	35.9	61.7%	32.2
20/11/2022 11:00:00 AM	37.9	164	193	55	35.5	60.1%	31.6
20/11/2022 12:00:00 PM	37.7	190	223	45	35.2	58.7%	31.3
20/11/2022 01:00:00 PM	37.0	227	267	50	34.6	62.5%	31.3
20/11/2022 02:00:00 PM	33.9	200	235	70	34.6	33.2%	28.8
20/11/2022 03:00:00 PM	34.8	221	260	45	34.1	46.2%	29.6
20/11/2022 04:00:00 PM	35.4	222	261	50	34.4	48.3%	30.2
20/11/2022 05:00:00 PM	35.3	200	235	45	34.2	53.2%	30.6
20/11/2022 06:00:00 PM	36.4	117	138	45	34.7	53.6%	30.6
20/11/2022 07:00:00 PM	38.0	88	104	55	35.6	64.4%	32.1
20/11/2022 08:00:00 PM	38.3	77	91	50	35.5	61.5%	31.9
20/11/2022 09:00:00 PM	37.9	55	65	50	35.1	69.2%	32.3
20/11/2022 10:00:00 PM	47.0	26	30	55	39.7	60.0%	34.5
20/11/2022 11:00:00 PM	45.0	19	22	50	37.8	68.2%	33.9
21/11/2022 12:00:00 AM	42.5	4	5	45	38.5	100.0%	38.0
21/11/2022 01:00:00 AM	37.5	4	5	40	37.5	40.0%	31.2
21/11/2022 02:00:00 AM	30.0	2	2	30	0.0	0.0%	24.5
21/11/2022 03:00:00 AM	0.0	0	0	0	0.0	0.0%	0.0
21/11/2022 04:00:00 AM	40.0	2	2	40	35.0	100.0%	34.5
21/11/2022 05:00:00 AM	45.0	3	4	50	40.8	75.0%	35.8
21/11/2022 06:00:00 AM	35.0	8	10	45	34.6	70.0%	32.3
21/11/2022 07:00:00 AM	38.5	34	40	45	35.2	77.5%	33.4
21/11/2022 08:00:00 AM	38.8	94	110	50	35.6	70.0%	32.7
21/11/2022 09:00:00 AM	36.0	200	235	55	34.6	52.8%	30.6
21/11/2022 10:00:00 AM	37.6	227	267	50	35.0	62.9%	31.6
21/11/2022 11:00:00 AM	35.9	183	215	45	34.8	45.1%	30.0
21/11/2022 12:00:00 PM	36.6	197	232	50	34.9	52.6%	31.0
21/11/2022 01:00:00 PM	36.0	212	249	55	34.6	51.4%	30.5

21/11/2022 02:00:00 PM	36.0	167	196	45	34.5	54.6%	30.7
21/11/2022 03:00:00 PM	36.2	199	234	55	34.9	53.0%	30.9
21/11/2022 04:00:00 PM	35.1	245	288	50	34.4	50.0%	30.3
21/11/2022 05:00:00 PM	34.9	218	256	50	34.2	48.8%	30.1
21/11/2022 06:00:00 PM	34.7	232	273	45	34.3	46.9%	29.8
21/11/2022 07:00:00 PM	35.6	137	161	55	34.4	59.6%	31.0
21/11/2022 08:00:00 PM	38.9	82	96	50	35.4	70.8%	33.1
21/11/2022 09:00:00 PM	36.9	75	88	50	35.1	54.5%	30.8
21/11/2022 10:00:00 PM	40.8	31	37	50	37.7	56.8%	31.8
21/11/2022 11:00:00 PM	40.0	21	25	50	38.8	60.0%	34.2
22/11/2022 12:00:00 AM	40.0	8	9	55	37.5	77.8%	34.8
22/11/2022 01:00:00 AM	50.0	4	5	55	42.5	80.0%	38.0
22/11/2022 02:00:00 AM	50.0	1	1	50	47.5	100.0%	47.0
22/11/2022 03:00:00 AM	40.0	2	2	40	35.0	100.0%	34.5
22/11/2022 04:00:00 AM	35.0	1	1	35	32.5	100.0%	32.0
22/11/2022 05:00:00 AM	40.0	2	2	40	35.0	100.0%	34.5
22/11/2022 06:00:00 AM	40.0	4	5	45	36.5	100.0%	36.2
22/11/2022 07:00:00 AM	42.8	25	29	45	37.7	79.3%	35.5
22/11/2022 08:00:00 AM	38.0	118	139	50	35.4	59.0%	31.8
22/11/2022 09:00:00 AM	34.8	218	257	50	34.3	47.5%	29.9
22/11/2022 10:00:00 AM	36.9	179	211	50	34.8	60.7%	31.5
22/11/2022 11:00:00 AM	37.4	179	211	50	35.1	58.3%	31.5
22/11/2022 12:00:00 PM	36.2	190	223	60	35.0	49.3%	30.6
22/11/2022 01:00:00 PM	37.0	212	250	55	35.0	56.8%	31.2
22/11/2022 02:00:00 PM	36.8	184	216	45	34.8	52.8%	30.8
22/11/2022 03:00:00 PM	36.3	219	258	45	34.6	58.9%	31.2
22/11/2022 04:00:00 PM	34.8	268	315	55	34.1	51.4%	30.3
22/11/2022 05:00:00 PM	34.5	292	343	45	34.1	44.0%	29.3
22/11/2022 06:00:00 PM	35.2	261	307	45	34.3	50.2%	30.3
22/11/2022 07:00:00 PM	38.3	162	190	50	35.5	62.6%	32.1
22/11/2022 08:00:00 PM	37.5	88	104	50	35.2	62.5%	31.6
22/11/2022 09:00:00 PM	38.6	64	75	50	36.0	57.3%	32.0
22/11/2022 10:00:00 PM	40.6	50	59	50	37.4	57.6%	32.4
22/11/2022 11:00:00 PM	41.2	20	23	45	36.7	82.6%	34.9
23/11/2022 12:00:00 AM	38.3	9	11	45	36.1	63.6%	32.2
23/11/2022 01:00:00 AM	42.5	7	8	45	36.7	75.0%	32.6
23/11/2022 02:00:00 AM	32.5	6	7	35	32.5	28.6%	25.7
23/11/2022 03:00:00 AM	30.0	1	1	30	0.0	0.0%	27.0
23/11/2022 04:00:00 AM	40.0	4	5	50	37.5	100.0%	37.0
23/11/2022 05:00:00 AM	35.0	3	4	40	34.2	75.0%	30.8
23/11/2022 06:00:00 AM	40.0	6	7	45	36.8	100.0%	36.4
23/11/2022 07:00:00 AM	42.9	31	36	55	38.3	66.7%	34.6
23/11/2022 08:00:00 AM	39.0	108	127	55	35.7	68.5%	32.8
23/11/2022 09:00:00 AM	35.2	203	239	45	34.7	40.6%	29.4
23/11/2022 10:00:00 AM	36.7	155	182	50	34.6	57.7%	31.1
23/11/2022 11:00:00 AM	35.8	162	190	50	34.6	48.4%	30.3
23/11/2022 12:00:00 PM	34.8	150	177	50	34.1	51.4%	30.6

Outgoing Summary  
A170 outward 2023

from Wed-Nov-02-2022-12-00-AM to Sat-Feb-18-2023-11-59-PM

23/11/2022 01:00:00 PM	34.8	190	223	55	34.1	50.7%	30.4
23/11/2022 02:00:00 PM	36.5	168	198	50	34.7	55.1%	31.0
23/11/2022 03:00:00 PM	35.0	180	212	50	34.2	54.2%	30.4
23/11/2022 04:00:00 PM	36.5	233	274	55	34.6	57.7%	31.1
23/11/2022 05:00:00 PM	36.0	221	260	45	34.6	53.8%	30.9
23/11/2022 06:00:00 PM	35.5	247	291	45	34.5	46.4%	29.8
23/11/2022 07:00:00 PM	36.7	162	191	50	35.1	52.4%	30.8
23/11/2022 08:00:00 PM	37.5	93	109	45	35.2	55.0%	31.3
23/11/2022 09:00:00 PM	40.0	54	63	55	37.0	50.8%	31.2
23/11/2022 10:00:00 PM	38.2	62	73	50	36.1	50.7%	31.3
23/11/2022 11:00:00 PM	37.8	32	38	50	35.1	71.1%	32.6
24/11/2022 12:00:00 AM	40.0	10	12	55	38.9	58.3%	33.3
24/11/2022 01:00:00 AM	35.0	5	6	50	36.3	66.7%	33.2
24/11/2022 02:00:00 AM	35.0	3	4	40	34.2	75.0%	32.0
24/11/2022 03:00:00 AM	30.0	1	1	30	0.0	0.0%	27.0
24/11/2022 04:00:00 AM	35.0	2	2	35	32.5	50.0%	29.5
24/11/2022 05:00:00 AM	45.0	5	6	50	40.0	100.0%	39.7
24/11/2022 06:00:00 AM	45.0	8	10	55	40.4	70.0%	36.0
24/11/2022 07:00:00 AM	38.0	26	30	50	35.1	63.3%	32.0
24/11/2022 08:00:00 AM	39.0	110	130	55	36.5	62.3%	32.4
24/11/2022 09:00:00 AM	37.3	218	257	50	35.1	58.4%	31.5
24/11/2022 10:00:00 AM	36.7	166	195	50	34.9	56.4%	30.9
24/11/2022 11:00:00 AM	34.7	211	248	50	34.2	44.8%	29.6
24/11/2022 12:00:00 PM	35.3	224	263	50	34.3	49.8%	30.4
24/11/2022 01:00:00 PM	34.6	230	270	55	34.1	48.5%	30.0
24/11/2022 02:00:00 PM	35.2	212	250	50	34.6	48.4%	30.3
24/11/2022 03:00:00 PM	36.1	241	284	55	34.5	53.5%	30.7
24/11/2022 04:00:00 PM	34.5	282	332	55	34.0	46.4%	29.6
24/11/2022 05:00:00 PM	33.7	241	283	45	33.4	38.5%	28.7
24/11/2022 06:00:00 PM	34.8	267	314	50	34.2	46.2%	29.6
24/11/2022 07:00:00 PM	36.8	159	187	55	35.2	55.6%	31.0
24/11/2022 08:00:00 PM	36.7	124	146	50	34.6	59.6%	31.2
24/11/2022 09:00:00 PM	40.0	65	76	55	36.7	69.7%	33.6
24/11/2022 10:00:00 PM	39.4	49	58	50	36.2	58.6%	32.2
24/11/2022 11:00:00 PM	39.0	37	43	50	35.3	67.4%	32.3
25/11/2022 12:00:00 AM	41.2	15	18	45	36.8	83.3%	35.2
25/11/2022 01:00:00 AM	45.0	8	9	50	39.2	66.7%	34.2
25/11/2022 02:00:00 AM	35.0	1	1	35	32.5	100.0%	32.0
25/11/2022 03:00:00 AM	40.0	3	3	40	35.0	66.7%	32.0
25/11/2022 04:00:00 AM	40.0	3	3	40	34.2	100.0%	33.7
25/11/2022 05:00:00 AM	40.0	3	3	40	35.0	66.7%	30.3
25/11/2022 06:00:00 AM	40.0	7	8	50	36.5	62.5%	32.9
25/11/2022 07:00:00 AM	45.0	26	31	50	40.1	61.3%	34.7
25/11/2022 08:00:00 AM	38.3	89	105	50	35.9	60.0%	32.1
25/11/2022 09:00:00 AM	34.8	179	211	50	34.4	47.4%	30.0
25/11/2022 10:00:00 AM	38.0	196	230	50	35.1	67.0%	32.0
25/11/2022 11:00:00 AM	37.2	231	272	55	35.1	57.4%	31.2

Outgoing Summary  
A170 outward 2023

from Wed-Nov-02-2022-12-00-AM to Sat-Feb-18-2023-11-59-PM

25/11/2022 12:00:00 PM	36.3	208	245	50	34.8	53.1%	30.7
25/11/2022 01:00:00 PM	35.7	299	352	60	34.7	49.7%	30.3
25/11/2022 02:00:00 PM	34.8	244	287	50	34.1	48.8%	30.0
25/11/2022 03:00:00 PM	34.9	256	301	45	34.1	48.8%	30.1
25/11/2022 04:00:00 PM	34.6	343	403	45	34.0	46.7%	29.6
25/11/2022 05:00:00 PM	35.5	280	330	50	34.3	55.8%	30.7
25/11/2022 06:00:00 PM	35.0	317	373	50	34.3	52.0%	30.3
25/11/2022 07:00:00 PM	37.7	191	225	50	35.1	64.4%	31.8
25/11/2022 08:00:00 PM	38.6	110	130	50	35.7	66.9%	32.6
25/11/2022 09:00:00 PM	38.8	58	68	50	36.0	57.4%	31.5
25/11/2022 10:00:00 PM	38.9	47	55	50	36.0	65.5%	32.2
25/11/2022 11:00:00 PM	40.0	51	60	55	36.6	73.3%	33.7
26/11/2022 12:00:00 AM	38.3	26	30	50	35.0	66.7%	32.2
26/11/2022 01:00:00 AM	42.5	12	14	50	38.8	57.1%	33.4
26/11/2022 02:00:00 AM	35.0	3	4	40	35.0	50.0%	31.0
26/11/2022 03:00:00 AM	40.0	3	3	40	35.0	66.7%	32.0
26/11/2022 04:00:00 AM	45.0	1	1	45	42.5	100.0%	42.0
26/11/2022 05:00:00 AM	40.0	3	3	40	37.5	66.7%	34.0
26/11/2022 06:00:00 AM	35.0	3	4	40	33.8	100.0%	33.5
26/11/2022 07:00:00 AM	44.0	14	17	50	39.2	88.2%	37.5
26/11/2022 08:00:00 AM	40.0	31	37	50	37.7	70.3%	33.8
26/11/2022 09:00:00 AM	39.2	116	137	50	36.1	70.8%	33.2
26/11/2022 10:00:00 AM	37.7	118	139	50	35.2	60.4%	31.7
26/11/2022 11:00:00 AM	36.6	205	241	50	34.7	56.8%	31.1
26/11/2022 12:00:00 PM	36.3	220	259	50	34.6	55.2%	30.8
26/11/2022 01:00:00 PM	36.6	267	314	50	34.8	53.5%	30.8
26/11/2022 02:00:00 PM	36.0	235	276	45	34.6	48.2%	30.4
26/11/2022 03:00:00 PM	36.7	216	254	55	35.1	51.2%	30.7
26/11/2022 04:00:00 PM	35.8	248	292	50	34.6	50.3%	30.4
26/11/2022 05:00:00 PM	35.3	240	282	50	34.6	50.7%	30.3
26/11/2022 06:00:00 PM	36.9	159	187	50	35.1	53.5%	31.0
26/11/2022 07:00:00 PM	38.1	105	123	50	35.8	51.2%	31.2
26/11/2022 08:00:00 PM	38.4	79	93	50	36.4	51.6%	31.5
26/11/2022 09:00:00 PM	40.0	45	53	50	36.4	69.8%	33.1
26/11/2022 10:00:00 PM	37.5	28	33	55	35.6	63.6%	32.2
26/11/2022 11:00:00 PM	40.0	24	28	55	37.5	57.1%	32.5
27/11/2022 12:00:00 AM	38.9	20	24	45	36.6	66.7%	33.1
27/11/2022 01:00:00 AM	40.0	11	13	45	36.8	53.8%	31.4
27/11/2022 02:00:00 AM	0.0	0	0	0	0.0	0.0%	0.0
27/11/2022 03:00:00 AM	45.0	2	2	45	42.5	100.0%	42.5
27/11/2022 04:00:00 AM	35.0	2	2	35	32.5	50.0%	29.5
27/11/2022 05:00:00 AM	45.0	2	2	45	37.5	100.0%	37.0
27/11/2022 06:00:00 AM	45.0	5	6	50	38.3	100.0%	37.8
27/11/2022 07:00:00 AM	40.0	3	4	50	40.0	100.0%	39.8
27/11/2022 08:00:00 AM	41.2	16	19	45	36.9	84.2%	35.2
27/11/2022 09:00:00 AM	40.0	37	44	45	36.5	54.5%	32.1
27/11/2022 10:00:00 AM	38.2	87	102	55	36.0	57.8%	31.9

27/11/2022 11:00:00 AM	37.1	164	193	50	35.0	58.0%	31.4
27/11/2022 12:00:00 PM	36.0	201	237	50	34.5	57.4%	30.8
27/11/2022 01:00:00 PM	38.2	191	225	50	35.3	63.6%	32.0
27/11/2022 02:00:00 PM	35.6	203	239	50	34.7	49.0%	30.2
27/11/2022 03:00:00 PM	36.6	223	262	55	34.8	56.5%	31.0
27/11/2022 04:00:00 PM	35.9	206	242	60	34.6	57.9%	31.0
27/11/2022 05:00:00 PM	35.6	212	249	50	34.4	51.0%	30.3
27/11/2022 06:00:00 PM	36.7	157	185	50	34.6	62.2%	31.5
27/11/2022 07:00:00 PM	37.6	88	104	55	35.4	59.6%	31.7
27/11/2022 08:00:00 PM	38.6	53	62	45	35.5	64.5%	32.1
27/11/2022 09:00:00 PM	41.4	47	55	60	37.5	72.7%	34.2
27/11/2022 10:00:00 PM	37.5	42	49	50	35.8	53.1%	31.1
27/11/2022 11:00:00 PM	38.1	16	19	40	35.2	78.9%	33.4
28/11/2022 12:00:00 AM	40.0	9	11	45	38.3	54.5%	33.0
28/11/2022 01:00:00 AM	50.0	4	5	55	41.5	100.0%	41.0
28/11/2022 02:00:00 AM	45.0	2	2	45	42.5	100.0%	42.0
28/11/2022 03:00:00 AM	45.0	1	1	45	42.5	100.0%	42.0
28/11/2022 04:00:00 AM	45.0	3	3	45	37.5	66.7%	33.7
28/11/2022 05:00:00 AM	45.0	4	5	50	41.3	80.0%	37.0
28/11/2022 06:00:00 AM	43.8	15	18	55	40.2	72.2%	36.1
28/11/2022 07:00:00 AM	40.0	23	27	55	36.8	81.5%	34.9
28/11/2022 08:00:00 AM	38.1	110	130	50	35.7	58.5%	31.9
28/11/2022 09:00:00 AM	34.5	217	255	45	34.0	40.8%	29.3
28/11/2022 10:00:00 AM	36.8	186	219	45	34.8	57.1%	31.1
28/11/2022 11:00:00 AM	35.4	166	195	50	34.4	52.3%	30.6
28/11/2022 12:00:00 PM	37.7	190	223	50	35.2	57.4%	31.4
28/11/2022 01:00:00 PM	35.9	205	241	55	34.5	52.7%	30.5
28/11/2022 02:00:00 PM	36.2	192	226	45	34.5	54.0%	30.6
28/11/2022 03:00:00 PM	35.2	182	214	50	34.5	51.4%	30.5
28/11/2022 04:00:00 PM	35.1	253	298	45	34.3	48.3%	30.2
28/11/2022 05:00:00 PM	34.7	242	285	50	34.2	43.5%	29.6
28/11/2022 06:00:00 PM	34.8	252	296	50	34.3	46.6%	30.1
28/11/2022 07:00:00 PM	37.2	138	162	45	34.6	66.7%	31.7
28/11/2022 08:00:00 PM	38.6	75	88	50	35.4	63.6%	32.3
28/11/2022 09:00:00 PM	39.7	54	64	50	36.8	70.3%	33.6
28/11/2022 10:00:00 PM	38.3	42	50	45	35.7	62.0%	32.5
28/11/2022 11:00:00 PM	38.8	24	28	55	37.1	46.4%	31.5
29/11/2022 12:00:00 AM	40.0	12	14	45	36.9	64.3%	32.9
29/11/2022 01:00:00 AM	35.0	2	2	35	32.5	50.0%	29.5
29/11/2022 02:00:00 AM	35.0	3	4	45	35.0	100.0%	34.8
29/11/2022 03:00:00 AM	0.0	0	0	0	0.0	0.0%	0.0
29/11/2022 04:00:00 AM	40.0	3	3	40	35.8	100.0%	35.7
29/11/2022 05:00:00 AM	55.0	3	3	55	39.2	100.0%	39.0
29/11/2022 06:00:00 AM	45.0	8	9	50	38.2	77.8%	35.4
29/11/2022 07:00:00 AM	42.5	30	35	50	37.9	71.4%	34.8
29/11/2022 08:00:00 AM	37.8	94	111	55	35.4	60.4%	31.9
29/11/2022 09:00:00 AM	36.6	221	260	50	34.9	53.1%	31.0

Outgoing Summary  
A170 outward 2023

from Wed-Nov-02-2022-12-00-AM to Sat-Feb-18-2023-11-59-PM

29/11/2022 10:00:00 AM	36.2	209	246	50	34.9	47.6%	30.4
29/11/2022 11:00:00 AM	35.9	185	218	45	34.5	53.2%	30.6
29/11/2022 12:00:00 PM	37.6	192	226	50	35.7	50.4%	31.0
29/11/2022 01:00:00 PM	36.4	194	228	45	34.9	46.9%	30.3
29/11/2022 02:00:00 PM	36.5	189	222	50	35.0	50.0%	30.6
29/11/2022 03:00:00 PM	34.4	206	242	50	34.2	39.7%	29.0
29/11/2022 04:00:00 PM	34.7	257	302	50	34.2	43.4%	29.2
29/11/2022 05:00:00 PM	34.2	268	315	50	34.0	41.0%	29.3
29/11/2022 06:00:00 PM	34.8	254	299	45	34.4	47.2%	29.9
29/11/2022 07:00:00 PM	35.9	157	185	50	34.5	57.8%	31.0
29/11/2022 08:00:00 PM	36.3	97	114	50	34.6	57.9%	31.0
29/11/2022 09:00:00 PM	39.1	57	67	55	36.2	61.2%	32.0
29/11/2022 10:00:00 PM	37.5	35	41	45	35.7	46.3%	30.5
29/11/2022 11:00:00 PM	40.0	26	30	50	36.9	60.0%	32.8
30/11/2022 12:00:00 AM	47.5	13	15	60	39.3	93.3%	38.2
30/11/2022 01:00:00 AM	35.0	4	5	40	33.5	100.0%	33.4
30/11/2022 02:00:00 AM	40.0	4	5	45	40.0	40.0%	30.2
30/11/2022 03:00:00 AM	40.0	1	1	40	37.5	100.0%	37.0
30/11/2022 04:00:00 AM	40.0	2	2	40	35.0	100.0%	34.5
30/11/2022 05:00:00 AM	35.0	3	4	55	39.2	75.0%	35.8
30/11/2022 06:00:00 AM	45.0	8	9	55	38.8	88.9%	37.1
30/11/2022 07:00:00 AM	44.2	26	30	50	38.9	73.3%	35.3
30/11/2022 08:00:00 AM	38.8	105	124	60	35.9	66.9%	32.9
30/11/2022 09:00:00 AM	34.3	212	250	45	33.7	45.6%	29.5
30/11/2022 10:00:00 AM	34.9	196	230	45	34.0	52.6%	30.3
30/11/2022 11:00:00 AM	37.0	198	233	50	34.7	63.5%	31.5
30/11/2022 12:00:00 PM	35.6	190	223	55	34.7	49.3%	30.4
30/11/2022 01:00:00 PM	35.4	196	230	45	34.2	48.3%	30.0
30/11/2022 02:00:00 PM	35.5	203	239	50	34.5	51.0%	30.3
30/11/2022 03:00:00 PM	35.9	181	213	55	34.6	47.4%	30.2
30/11/2022 04:00:00 PM	34.8	270	318	45	34.2	45.3%	29.8
30/11/2022 05:00:00 PM	34.5	274	322	50	34.5	38.2%	29.3
30/11/2022 06:00:00 PM	35.2	270	318	50	34.4	49.4%	30.2
30/11/2022 07:00:00 PM	36.5	173	203	45	34.9	50.2%	30.3
30/11/2022 08:00:00 PM	38.1	88	103	50	35.7	54.4%	31.3
30/11/2022 09:00:00 PM	38.3	65	76	45	35.2	65.8%	32.0
30/11/2022 10:00:00 PM	38.8	43	51	45	36.5	49.0%	30.8
30/11/2022 11:00:00 PM	38.5	50	59	50	36.1	55.9%	31.5
01/12/2022 12:00:00 AM	42.5	17	20	55	39.5	50.0%	32.8
01/12/2022 01:00:00 AM	40.0	4	5	45	36.5	100.0%	36.4
01/12/2022 02:00:00 AM	40.0	3	3	40	34.2	100.0%	34.0
01/12/2022 03:00:00 AM	0.0	0	0	0	0.0	0.0%	0.0
01/12/2022 04:00:00 AM	35.0	1	1	35	32.5	100.0%	32.0
01/12/2022 05:00:00 AM	45.0	3	4	50	40.0	100.0%	39.5
01/12/2022 06:00:00 AM	43.3	5	6	45	39.5	83.3%	37.2
01/12/2022 07:00:00 AM	42.1	36	42	50	37.5	69.0%	34.2
01/12/2022 08:00:00 AM	36.6	100	118	50	34.8	54.2%	31.0



Outgoing Summary  
A170 outward 2023

from Wed-Nov-02-2022-12-00-AM to Sat-Feb-18-2023-11-59-PM

01/12/2022 09:00:00 AM	35.6	199	234	45	34.4	48.7%	29.8
01/12/2022 10:00:00 AM	36.3	201	237	50	34.7	52.7%	30.5
01/12/2022 11:00:00 AM	36.3	174	205	45	34.6	53.7%	30.6
01/12/2022 12:00:00 PM	35.6	194	228	50	34.6	54.8%	30.8
01/12/2022 01:00:00 PM	35.4	242	285	50	34.6	45.6%	29.8
01/12/2022 02:00:00 PM	36.3	212	250	45	34.3	60.4%	31.2
01/12/2022 03:00:00 PM	34.4	215	253	50	33.8	49.0%	29.8
01/12/2022 04:00:00 PM	34.5	287	338	50	34.2	42.0%	29.5
01/12/2022 05:00:00 PM	34.3	242	285	45	33.8	43.5%	29.6
01/12/2022 06:00:00 PM	34.6	258	304	45	34.2	44.7%	29.7
01/12/2022 07:00:00 PM	37.3	178	210	50	35.1	57.6%	31.4
01/12/2022 08:00:00 PM	38.0	99	116	50	35.3	62.1%	31.6
01/12/2022 09:00:00 PM	37.9	69	81	55	36.1	53.1%	31.5
01/12/2022 10:00:00 PM	35.0	50	59	45	34.4	54.2%	30.8
01/12/2022 11:00:00 PM	37.0	39	46	45	34.8	56.5%	31.3
02/12/2022 12:00:00 AM	36.7	20	24	55	35.3	75.0%	32.7
02/12/2022 01:00:00 AM	42.5	5	6	45	38.5	83.3%	36.2
02/12/2022 02:00:00 AM	0.0	0	0	0	0.0	0.0%	0.0
02/12/2022 03:00:00 AM	35.0	2	2	35	32.5	50.0%	29.5
02/12/2022 04:00:00 AM	35.0	2	2	35	32.5	100.0%	32.0
02/12/2022 05:00:00 AM	25.0	1	1	25	0.0	0.0%	22.0
02/12/2022 06:00:00 AM	43.0	13	15	45	38.5	66.7%	33.9
02/12/2022 07:00:00 AM	40.0	23	27	50	36.9	63.0%	33.1
02/12/2022 08:00:00 AM	38.8	99	117	50	36.3	58.1%	32.0
02/12/2022 09:00:00 AM	36.6	193	227	50	35.0	51.1%	30.9
02/12/2022 10:00:00 AM	35.9	217	255	55	34.6	57.3%	30.9
02/12/2022 11:00:00 AM	35.2	209	246	45	34.7	43.9%	30.0
02/12/2022 12:00:00 PM	36.7	190	223	50	35.1	49.8%	30.4
02/12/2022 01:00:00 PM	35.8	266	313	60	34.5	52.4%	30.5
02/12/2022 02:00:00 PM	34.9	273	321	50	34.2	49.5%	30.2
02/12/2022 03:00:00 PM	35.4	263	309	45	34.6	45.6%	30.0
02/12/2022 04:00:00 PM	34.8	345	406	50	34.4	44.8%	29.8
02/12/2022 05:00:00 PM	35.2	289	340	55	34.6	47.4%	29.9
02/12/2022 06:00:00 PM	35.5	290	341	55	34.5	51.6%	30.3
02/12/2022 07:00:00 PM	36.8	220	259	50	34.8	57.9%	30.9
02/12/2022 08:00:00 PM	37.1	132	155	45	34.7	60.6%	31.5
02/12/2022 09:00:00 PM	37.7	64	75	45	35.1	60.0%	31.5
02/12/2022 10:00:00 PM	38.8	46	54	50	36.0	63.0%	32.0
02/12/2022 11:00:00 PM	38.6	46	54	50	36.6	51.9%	31.4
03/12/2022 12:00:00 AM	38.8	15	18	45	35.6	72.2%	33.2
03/12/2022 01:00:00 AM	38.3	15	18	45	35.8	66.7%	32.6
03/12/2022 02:00:00 AM	50.0	7	8	55	43.2	87.5%	40.9
03/12/2022 03:00:00 AM	45.0	3	3	45	42.5	33.3%	32.0
03/12/2022 04:00:00 AM	35.0	3	3	35	32.5	33.3%	29.0
03/12/2022 05:00:00 AM	0.0	0	0	0	0.0	0.0%	0.0
03/12/2022 06:00:00 AM	50.0	7	8	55	41.7	75.0%	37.1
03/12/2022 07:00:00 AM	46.7	14	17	55	40.5	88.2%	38.8

Outgoing Summary  
A170 outward 2023

from Wed-Nov-02-2022-12-00-AM to Sat-Feb-18-2023-11-59-PM

03/12/2022 08:00:00 AM	41.4	33	39	50	36.9	64.1%	33.0
03/12/2022 09:00:00 AM	37.7	91	107	50	35.2	64.5%	32.2
03/12/2022 10:00:00 AM	37.5	144	170	50	35.3	55.9%	31.2
03/12/2022 11:00:00 AM	37.4	174	205	50	34.9	63.4%	31.8
03/12/2022 12:00:00 PM	37.6	205	241	55	35.1	61.0%	31.7
03/12/2022 01:00:00 PM	35.3	263	309	45	34.1	59.9%	30.9
03/12/2022 02:00:00 PM	37.3	239	281	45	34.8	60.9%	31.5
03/12/2022 03:00:00 PM	37.1	218	256	50	35.1	53.9%	31.2
03/12/2022 04:00:00 PM	35.9	216	254	50	34.3	54.7%	30.5
03/12/2022 05:00:00 PM	34.6	230	271	45	34.0	46.1%	29.7
03/12/2022 06:00:00 PM	35.0	184	216	45	34.2	50.0%	30.2
03/12/2022 07:00:00 PM	37.7	128	150	50	35.0	64.7%	31.9
03/12/2022 08:00:00 PM	39.3	87	102	55	36.8	56.9%	32.2
03/12/2022 09:00:00 PM	35.0	48	57	45	34.8	54.4%	30.8
03/12/2022 10:00:00 PM	35.7	43	51	50	35.0	47.1%	30.3
03/12/2022 11:00:00 PM	34.4	60	70	45	33.7	47.1%	30.0
04/12/2022 12:00:00 AM	37.5	20	24	55	36.3	54.2%	31.9
04/12/2022 01:00:00 AM	38.0	14	16	40	35.0	62.5%	31.9
04/12/2022 02:00:00 AM	44.0	7	8	45	39.6	87.5%	37.8
04/12/2022 03:00:00 AM	40.0	1	1	40	37.5	100.0%	37.0
04/12/2022 04:00:00 AM	50.0	2	2	50	47.5	50.0%	37.0
04/12/2022 05:00:00 AM	0.0	0	0	0	0.0	0.0%	0.0
04/12/2022 06:00:00 AM	45.0	4	5	50	37.5	100.0%	37.2
04/12/2022 07:00:00 AM	40.0	5	6	45	37.5	66.7%	33.7
04/12/2022 08:00:00 AM	40.0	14	16	45	36.0	62.5%	32.5
04/12/2022 09:00:00 AM	37.2	35	41	45	35.1	51.2%	30.9
04/12/2022 10:00:00 AM	37.6	95	112	45	35.2	57.1%	31.5
04/12/2022 11:00:00 AM	38.0	145	171	50	35.6	57.3%	31.6
04/12/2022 12:00:00 PM	36.4	183	215	50	34.7	54.0%	30.6
04/12/2022 01:00:00 PM	36.5	196	230	45	34.6	55.2%	30.9
04/12/2022 02:00:00 PM	37.5	182	214	55	35.2	59.3%	31.7
04/12/2022 03:00:00 PM	35.0	201	237	55	34.2	54.9%	30.7
04/12/2022 04:00:00 PM	37.0	160	188	50	34.7	59.6%	31.4
04/12/2022 05:00:00 PM	35.2	162	191	45	34.0	56.0%	30.7
04/12/2022 06:00:00 PM	36.0	158	186	50	34.9	46.8%	30.0
04/12/2022 07:00:00 PM	37.5	94	111	50	34.9	66.7%	32.1
04/12/2022 08:00:00 PM	37.9	69	81	60	35.8	55.6%	31.1
04/12/2022 09:00:00 PM	38.8	45	53	45	35.7	64.2%	32.4
04/12/2022 10:00:00 PM	37.5	29	34	50	35.1	61.8%	31.8
04/12/2022 11:00:00 PM	40.0	16	19	45	35.6	94.7%	34.8
05/12/2022 12:00:00 AM	47.5	6	7	50	41.5	71.4%	37.0
05/12/2022 01:00:00 AM	40.0	10	12	50	40.0	33.3%	29.8
05/12/2022 02:00:00 AM	40.0	1	1	40	37.5	100.0%	37.0
05/12/2022 03:00:00 AM	0.0	0	0	0	0.0	0.0%	0.0
05/12/2022 04:00:00 AM	40.0	1	1	40	37.5	100.0%	37.0
05/12/2022 05:00:00 AM	42.5	4	5	45	37.5	80.0%	35.2
05/12/2022 06:00:00 AM	35.0	3	4	45	35.0	100.0%	34.8

05/12/2022 07:00:00 AM	44.0	30	35	50	38.8	74.3%	35.8
05/12/2022 08:00:00 AM	38.3	94	110	50	35.4	63.6%	32.2
05/12/2022 09:00:00 AM	36.3	195	229	45	34.5	53.3%	30.6
05/12/2022 10:00:00 AM	36.1	186	219	50	34.5	53.4%	30.5
05/12/2022 11:00:00 AM	35.5	188	221	50	34.1	56.1%	30.3
05/12/2022 12:00:00 PM	36.9	207	243	45	34.7	56.4%	31.0
05/12/2022 01:00:00 PM	36.2	186	219	50	35.0	47.5%	30.6
05/12/2022 02:00:00 PM	37.4	200	235	50	34.9	60.9%	31.6
05/12/2022 03:00:00 PM	35.3	196	231	50	34.3	49.4%	30.4
05/12/2022 04:00:00 PM	34.6	267	314	45	34.1	45.9%	29.6
05/12/2022 05:00:00 PM	34.4	271	319	45	33.9	42.9%	29.0
05/12/2022 06:00:00 PM	35.4	224	264	50	34.5	49.2%	30.1
05/12/2022 07:00:00 PM	37.3	124	146	50	34.6	67.8%	32.0
05/12/2022 08:00:00 PM	38.5	82	96	50	35.5	66.7%	32.7
05/12/2022 09:00:00 PM	39.2	63	74	50	35.9	63.5%	32.4
05/12/2022 10:00:00 PM	39.5	42	50	50	36.7	64.0%	32.7
05/12/2022 11:00:00 PM	41.2	31	36	50	36.4	61.1%	32.5
06/12/2022 12:00:00 AM	35.0	12	14	45	35.4	50.0%	30.9
06/12/2022 01:00:00 AM	40.0	9	11	50	37.5	54.5%	31.5
06/12/2022 02:00:00 AM	50.0	2	2	50	47.5	50.0%	37.0
06/12/2022 03:00:00 AM	35.0	2	2	35	32.5	50.0%	29.5
06/12/2022 04:00:00 AM	40.0	3	4	45	37.5	75.0%	33.3
06/12/2022 05:00:00 AM	40.0	6	7	45	36.5	71.4%	33.6
06/12/2022 06:00:00 AM	45.0	3	4	50	42.5	75.0%	38.3
06/12/2022 07:00:00 AM	41.0	31	36	50	36.9	69.4%	33.6
06/12/2022 08:00:00 AM	35.9	130	153	50	34.6	49.7%	30.3
06/12/2022 09:00:00 AM	35.7	220	259	50	34.5	51.0%	30.3
06/12/2022 10:00:00 AM	37.0	206	242	50	35.0	54.1%	31.1
06/12/2022 11:00:00 AM	34.7	175	206	50	34.1	48.5%	30.0
06/12/2022 12:00:00 PM	36.4	188	221	55	34.7	54.8%	30.6
06/12/2022 01:00:00 PM	35.2	187	220	45	34.4	51.4%	30.4
06/12/2022 02:00:00 PM	36.1	196	231	50	34.4	58.0%	31.1
06/12/2022 03:00:00 PM	34.8	201	236	50	34.1	50.4%	30.2
06/12/2022 04:00:00 PM	34.8	268	315	50	34.3	46.0%	29.8
06/12/2022 05:00:00 PM	34.1	282	332	45	33.4	46.4%	29.3
06/12/2022 06:00:00 PM	34.2	224	263	45	34.0	41.1%	29.4
06/12/2022 07:00:00 PM	37.1	135	159	55	35.0	58.5%	31.5
06/12/2022 08:00:00 PM	36.2	76	89	45	34.4	59.6%	31.1
06/12/2022 09:00:00 PM	37.7	50	59	45	34.7	72.9%	32.5
06/12/2022 10:00:00 PM	37.5	48	57	50	35.5	56.1%	30.9
06/12/2022 11:00:00 PM	36.9	52	61	45	35.2	49.2%	30.5
07/12/2022 12:00:00 AM	40.0	8	9	50	37.5	55.6%	32.7
07/12/2022 01:00:00 AM	30.0	3	4	35	32.5	25.0%	28.5
07/12/2022 02:00:00 AM	60.0	3	3	60	45.8	100.0%	45.3
07/12/2022 03:00:00 AM	35.0	1	1	35	32.5	100.0%	32.0
07/12/2022 04:00:00 AM	45.0	3	4	50	40.0	100.0%	39.5
07/12/2022 05:00:00 AM	42.5	5	6	45	39.2	50.0%	33.0

Outgoing Summary  
A170 outward 2023

from Wed-Nov-02-2022-12-00-AM to Sat-Feb-18-2023-11-59-PM

07/12/2022 06:00:00 AM	40.0	5	6	45	36.7	100.0%	36.3
07/12/2022 07:00:00 AM	41.7	28	33	50	37.5	69.7%	33.7
07/12/2022 08:00:00 AM	38.9	95	112	55	36.0	64.3%	32.8
07/12/2022 09:00:00 AM	34.6	213	251	50	34.1	48.2%	30.3
07/12/2022 10:00:00 AM	36.7	199	234	50	34.7	57.3%	30.9
07/12/2022 11:00:00 AM	36.9	196	231	50	34.8	57.6%	31.2
07/12/2022 12:00:00 PM	35.3	218	257	45	34.2	51.8%	30.4
07/12/2022 01:00:00 PM	37.7	218	256	50	35.2	60.5%	31.7
07/12/2022 02:00:00 PM	36.0	212	250	50	34.7	51.6%	30.3
07/12/2022 03:00:00 PM	35.7	190	224	50	34.5	50.0%	30.4
07/12/2022 04:00:00 PM	34.6	289	340	50	34.1	46.5%	29.9
07/12/2022 05:00:00 PM	34.3	282	332	45	33.8	43.4%	29.5
07/12/2022 06:00:00 PM	34.8	260	306	45	34.2	50.0%	30.0
07/12/2022 07:00:00 PM	36.5	160	188	55	34.8	56.9%	31.1
07/12/2022 08:00:00 PM	35.8	108	127	50	35.2	44.9%	30.2
07/12/2022 09:00:00 PM	38.0	69	81	50	35.0	71.6%	32.5
07/12/2022 10:00:00 PM	38.0	47	55	45	35.4	56.4%	31.0
07/12/2022 11:00:00 PM	35.6	67	79	50	34.5	57.0%	30.7
08/12/2022 12:00:00 AM	41.2	18	21	45	36.8	66.7%	33.5
08/12/2022 01:00:00 AM	45.0	9	11	50	40.0	54.5%	32.6
08/12/2022 02:00:00 AM	45.0	3	3	45	39.2	100.0%	38.7
08/12/2022 03:00:00 AM	40.0	1	1	40	37.5	100.0%	37.0
08/12/2022 04:00:00 AM	50.0	2	2	50	42.5	100.0%	42.0
08/12/2022 05:00:00 AM	40.0	3	3	40	35.0	66.7%	32.0
08/12/2022 06:00:00 AM	47.5	8	9	50	39.7	100.0%	39.4
08/12/2022 07:00:00 AM	40.0	26	30	60	36.1	70.0%	33.4
08/12/2022 08:00:00 AM	37.8	103	121	50	35.1	65.3%	31.9
08/12/2022 09:00:00 AM	35.2	202	238	50	34.2	51.7%	30.2
08/12/2022 10:00:00 AM	37.8	196	230	45	35.3	56.5%	31.5
08/12/2022 11:00:00 AM	36.9	184	216	50	34.7	60.2%	31.2
08/12/2022 12:00:00 PM	37.2	192	226	50	35.0	58.4%	31.3
08/12/2022 01:00:00 PM	36.6	197	232	45	34.6	57.8%	31.0
08/12/2022 02:00:00 PM	37.2	183	215	50	34.9	60.5%	31.6
08/12/2022 03:00:00 PM	35.3	212	250	50	34.4	53.6%	30.7
08/12/2022 04:00:00 PM	34.4	256	301	45	34.0	43.5%	29.4
08/12/2022 05:00:00 PM	34.6	298	350	45	34.1	44.3%	29.5
08/12/2022 06:00:00 PM	34.9	244	287	45	34.3	47.4%	30.0
08/12/2022 07:00:00 PM	36.8	158	186	55	34.6	60.2%	31.2
08/12/2022 08:00:00 PM	38.1	95	112	45	35.4	63.4%	31.9
08/12/2022 09:00:00 PM	37.7	49	58	55	35.7	56.9%	31.7
08/12/2022 10:00:00 PM	38.6	39	46	55	36.4	58.7%	32.5
08/12/2022 11:00:00 PM	34.5	82	97	45	33.9	56.7%	30.5
09/12/2022 12:00:00 AM	38.3	18	21	45	35.8	57.1%	31.0
09/12/2022 01:00:00 AM	40.0	4	5	45	36.3	80.0%	34.0
09/12/2022 02:00:00 AM	32.5	3	4	35	32.5	50.0%	29.8
09/12/2022 03:00:00 AM	30.0	2	2	30	0.0	0.0%	27.5
09/12/2022 04:00:00 AM	35.0	1	1	35	32.5	100.0%	32.0

Outgoing Summary  
A170 outward 2023

from Wed-Nov-02-2022-12-00-AM to Sat-Feb-18-2023-11-59-PM

09/12/2022 05:00:00 AM	30.0	3	4	50	47.5	25.0%	31.0
09/12/2022 06:00:00 AM	40.0	7	8	45	36.1	87.5%	34.6
09/12/2022 07:00:00 AM	39.0	28	33	45	36.3	75.8%	33.9
09/12/2022 08:00:00 AM	36.9	82	97	50	35.2	52.6%	31.2
09/12/2022 09:00:00 AM	35.9	195	229	55	34.4	55.0%	30.7
09/12/2022 10:00:00 AM	36.9	209	246	45	34.8	54.1%	30.8
09/12/2022 11:00:00 AM	35.3	193	227	45	34.1	56.4%	31.0
09/12/2022 12:00:00 PM	36.3	231	272	50	34.6	57.4%	31.0
09/12/2022 01:00:00 PM	36.9	223	262	50	34.9	56.5%	31.1
09/12/2022 02:00:00 PM	36.6	226	266	45	34.6	57.1%	31.0
09/12/2022 03:00:00 PM	36.1	276	325	60	35.0	49.5%	30.2
09/12/2022 04:00:00 PM	34.9	307	361	55	34.3	51.0%	30.3
09/12/2022 05:00:00 PM	34.8	312	367	50	34.1	45.8%	29.7
09/12/2022 06:00:00 PM	34.6	267	314	45	34.0	45.5%	29.5
09/12/2022 07:00:00 PM	37.0	162	191	50	34.8	60.2%	31.3
09/12/2022 08:00:00 PM	34.8	95	112	55	34.5	50.0%	30.4
09/12/2022 09:00:00 PM	37.8	78	92	50	35.3	59.8%	31.5
09/12/2022 10:00:00 PM	37.0	42	49	45	34.7	59.2%	31.1
09/12/2022 11:00:00 PM	35.6	68	80	45	34.7	47.5%	30.5
10/12/2022 12:00:00 AM	37.5	30	35	45	35.1	54.3%	31.0
10/12/2022 01:00:00 AM	37.5	12	14	45	35.8	42.9%	29.5
10/12/2022 02:00:00 AM	43.3	8	10	55	40.4	70.0%	36.2
10/12/2022 03:00:00 AM	30.0	3	3	30	0.0	0.0%	27.3
10/12/2022 04:00:00 AM	30.0	1	1	30	0.0	0.0%	27.0
10/12/2022 05:00:00 AM	30.0	1	1	30	0.0	0.0%	27.0
10/12/2022 06:00:00 AM	38.0	10	12	40	35.3	75.0%	33.2
10/12/2022 07:00:00 AM	43.3	14	16	55	38.3	75.0%	35.0
10/12/2022 08:00:00 AM	38.0	26	30	45	34.9	63.3%	31.9
10/12/2022 09:00:00 AM	37.9	69	81	45	35.3	58.0%	31.6
10/12/2022 10:00:00 AM	38.3	113	133	50	36.0	56.4%	31.7
10/12/2022 11:00:00 AM	37.0	167	197	60	35.1	54.8%	31.2
10/12/2022 12:00:00 PM	35.2	201	237	50	34.3	54.0%	30.9
10/12/2022 01:00:00 PM	34.9	198	233	50	34.2	55.8%	30.7
10/12/2022 02:00:00 PM	36.9	239	281	50	35.3	49.8%	30.7
10/12/2022 03:00:00 PM	34.8	224	264	50	34.6	45.1%	29.8
10/12/2022 04:00:00 PM	36.2	207	244	45	34.5	54.5%	30.7
10/12/2022 05:00:00 PM	35.2	229	269	55	34.4	50.2%	30.2
10/12/2022 06:00:00 PM	36.1	173	204	55	34.9	51.0%	30.4
10/12/2022 07:00:00 PM	37.8	117	138	55	35.3	63.0%	31.8
10/12/2022 08:00:00 PM	38.6	67	79	55	36.5	62.0%	32.8
10/12/2022 09:00:00 PM	40.0	26	30	50	36.0	66.7%	32.8
10/12/2022 10:00:00 PM	39.3	42	49	50	36.1	57.1%	31.8
10/12/2022 11:00:00 PM	38.6	61	72	55	36.9	48.6%	31.6
11/12/2022 12:00:00 AM	40.0	30	35	55	37.0	54.3%	31.9
11/12/2022 01:00:00 AM	39.2	20	24	50	36.3	70.8%	33.1
11/12/2022 02:00:00 AM	33.3	3	4	35	32.5	75.0%	31.0
11/12/2022 03:00:00 AM	35.0	3	4	50	40.0	50.0%	33.5

Outgoing Summary  
A170 outward 2023

from Wed-Nov-02-2022-12-00-AM to Sat-Feb-18-2023-11-59-PM

11/12/2022 04:00:00 AM	40.0	3	4	50	38.8	100.0%	38.5
11/12/2022 05:00:00 AM	0.0	0	0	0	0.0	0.0%	0.0
11/12/2022 06:00:00 AM	60.0	2	2	60	50.0	100.0%	49.5
11/12/2022 07:00:00 AM	35.0	5	6	50	35.5	83.3%	33.8
11/12/2022 08:00:00 AM	40.0	14	17	50	37.5	70.6%	34.4
11/12/2022 09:00:00 AM	41.7	32	38	55	39.1	50.0%	32.8
11/12/2022 10:00:00 AM	40.0	90	106	65	37.2	65.1%	33.4
11/12/2022 11:00:00 AM	38.8	140	165	50	35.9	64.2%	32.2
11/12/2022 12:00:00 PM	37.3	159	187	50	34.9	64.2%	31.6
11/12/2022 01:00:00 PM	37.2	196	230	55	35.1	57.4%	31.3
11/12/2022 02:00:00 PM	36.6	182	214	50	34.5	62.1%	31.4
11/12/2022 03:00:00 PM	37.0	218	256	65	35.2	53.5%	30.9
11/12/2022 04:00:00 PM	36.4	195	229	50	34.7	54.6%	30.8
11/12/2022 05:00:00 PM	34.2	190	223	55	34.0	44.4%	29.4
11/12/2022 06:00:00 PM	34.9	162	190	50	34.6	45.8%	29.7
11/12/2022 07:00:00 PM	37.7	90	106	50	35.3	61.3%	31.6
11/12/2022 08:00:00 PM	37.1	62	73	45	34.5	67.1%	32.0
11/12/2022 09:00:00 PM	39.6	43	51	45	36.6	66.7%	32.7
11/12/2022 10:00:00 PM	38.5	27	32	50	36.4	59.4%	32.2
11/12/2022 11:00:00 PM	38.9	37	44	50	35.3	81.8%	33.6
12/12/2022 12:00:00 AM	35.0	14	16	45	35.5	31.3%	28.9
12/12/2022 01:00:00 AM	40.0	3	4	45	40.0	50.0%	32.0
12/12/2022 02:00:00 AM	35.0	2	2	35	32.5	50.0%	29.5
12/12/2022 03:00:00 AM	45.0	2	2	45	40.0	100.0%	39.5
12/12/2022 04:00:00 AM	55.0	3	3	55	39.2	100.0%	38.7
12/12/2022 05:00:00 AM	37.5	5	6	40	34.5	83.3%	32.8
12/12/2022 06:00:00 AM	38.3	9	11	45	36.1	63.6%	30.4
12/12/2022 07:00:00 AM	41.7	31	36	50	37.5	63.9%	33.6
12/12/2022 08:00:00 AM	36.4	105	123	45	34.7	51.2%	30.5
12/12/2022 09:00:00 AM	35.3	201	236	50	34.6	47.0%	30.1
12/12/2022 10:00:00 AM	36.7	177	208	55	35.0	51.4%	30.7
12/12/2022 11:00:00 AM	35.4	179	211	45	34.5	47.9%	30.3
12/12/2022 12:00:00 PM	34.9	229	269	50	34.2	51.3%	30.1
12/12/2022 01:00:00 PM	34.8	218	257	45	34.4	42.4%	29.6
12/12/2022 02:00:00 PM	34.6	181	213	50	34.1	48.8%	30.0
12/12/2022 03:00:00 PM	36.5	194	228	50	34.6	54.8%	31.0
12/12/2022 04:00:00 PM	35.3	280	329	50	34.5	47.4%	29.9
12/12/2022 05:00:00 PM	34.8	247	291	50	34.3	47.4%	29.8
12/12/2022 06:00:00 PM	34.8	224	264	45	34.2	44.3%	29.7
12/12/2022 07:00:00 PM	37.5	154	181	50	35.2	56.4%	31.0
12/12/2022 08:00:00 PM	36.0	78	92	45	34.8	45.7%	30.2
12/12/2022 09:00:00 PM	37.7	50	59	50	35.3	61.0%	31.9
12/12/2022 10:00:00 PM	40.0	37	43	50	37.5	48.8%	31.7
12/12/2022 11:00:00 PM	39.0	22	26	50	37.1	50.0%	31.0
13/12/2022 12:00:00 AM	40.0	12	14	45	36.8	50.0%	31.1
13/12/2022 01:00:00 AM	40.0	3	3	40	35.0	66.7%	32.0
13/12/2022 02:00:00 AM	0.0	0	0	0	0.0	0.0%	0.0

Outgoing Summary  
A170 outward 2023

from Wed-Nov-02-2022-12-00-AM to Sat-Feb-18-2023-11-59-PM

13/12/2022 03:00:00 AM	30.0	1	1	30	0.0	0.0%	27.0
13/12/2022 04:00:00 AM	35.0	2	2	35	32.5	50.0%	29.5
13/12/2022 05:00:00 AM	42.5	3	4	45	38.8	100.0%	38.3
13/12/2022 06:00:00 AM	45.0	6	7	50	38.3	85.7%	36.3
13/12/2022 07:00:00 AM	40.0	23	27	50	37.0	81.5%	35.1
13/12/2022 08:00:00 AM	37.9	108	127	55	35.2	64.6%	32.2
13/12/2022 09:00:00 AM	34.3	202	238	50	34.0	43.3%	29.7
13/12/2022 10:00:00 AM	37.3	197	232	50	35.2	55.6%	31.3
13/12/2022 11:00:00 AM	36.2	175	206	45	34.9	47.1%	30.2
13/12/2022 12:00:00 PM	35.4	191	225	50	34.8	46.2%	30.3
13/12/2022 01:00:00 PM	35.9	195	229	50	34.5	53.7%	30.5
13/12/2022 02:00:00 PM	34.8	173	204	45	33.8	54.9%	30.2
13/12/2022 03:00:00 PM	36.2	201	236	50	34.8	52.1%	30.6
13/12/2022 04:00:00 PM	34.5	269	317	50	34.2	42.0%	29.6
13/12/2022 05:00:00 PM	34.4	208	245	45	34.1	42.4%	29.7
13/12/2022 06:00:00 PM	34.6	291	342	45	34.1	45.3%	29.4
13/12/2022 07:00:00 PM	35.0	173	203	50	34.1	54.2%	30.3
13/12/2022 08:00:00 PM	35.0	84	99	45	34.1	57.6%	30.7
13/12/2022 09:00:00 PM	38.5	50	59	55	36.7	50.8%	31.0
13/12/2022 10:00:00 PM	36.2	42	50	50	35.8	48.0%	30.8
13/12/2022 11:00:00 PM	38.1	35	41	65	35.5	73.2%	32.8
14/12/2022 12:00:00 AM	42.5	13	15	50	37.5	66.7%	34.0
14/12/2022 01:00:00 AM	40.0	2	2	40	37.5	50.0%	32.0
14/12/2022 02:00:00 AM	50.0	2	2	50	47.5	50.0%	34.5
14/12/2022 03:00:00 AM	0.0	0	0	0	0.0	0.0%	0.0
14/12/2022 04:00:00 AM	0.0	0	0	0	0.0	0.0%	0.0
14/12/2022 05:00:00 AM	40.0	3	4	55	45.0	50.0%	35.8
14/12/2022 06:00:00 AM	33.8	3	4	35	32.5	100.0%	32.0
14/12/2022 07:00:00 AM	39.4	24	28	45	36.0	71.4%	33.3
14/12/2022 08:00:00 AM	38.1	100	118	50	35.4	62.7%	32.0
14/12/2022 09:00:00 AM	35.6	198	233	45	34.6	45.5%	30.2
14/12/2022 10:00:00 AM	37.1	185	218	50	34.8	61.9%	31.6
14/12/2022 11:00:00 AM	37.2	176	207	50	34.9	59.4%	31.3
14/12/2022 12:00:00 PM	37.3	183	215	50	35.0	59.5%	31.4
14/12/2022 01:00:00 PM	37.7	186	219	55	35.2	62.6%	31.7
14/12/2022 02:00:00 PM	37.2	184	217	50	34.9	60.4%	31.2
14/12/2022 03:00:00 PM	36.4	216	254	45	34.4	60.2%	30.9
14/12/2022 04:00:00 PM	34.4	265	312	50	34.0	46.2%	29.7
14/12/2022 05:00:00 PM	35.4	246	289	45	34.4	49.8%	30.3
14/12/2022 06:00:00 PM	36.0	225	265	45	34.7	47.2%	30.0
14/12/2022 07:00:00 PM	37.7	141	166	55	35.2	62.7%	32.0
14/12/2022 08:00:00 PM	37.9	76	90	50	35.5	60.0%	31.2
14/12/2022 09:00:00 PM	39.1	39	46	45	35.8	69.6%	32.8
14/12/2022 10:00:00 PM	38.3	33	39	50	35.8	61.5%	32.2
14/12/2022 11:00:00 PM	38.8	44	52	50	36.4	53.8%	31.9
15/12/2022 12:00:00 AM	42.5	7	8	45	38.3	75.0%	35.4
15/12/2022 01:00:00 AM	30.0	1	1	30	0.0	0.0%	27.0

Outgoing Summary  
A170 outward 2023

from Wed-Nov-02-2022-12-00-AM to Sat-Feb-18-2023-11-59-PM

15/12/2022 02:00:00 AM	37.5	4	5	40	37.5	40.0%	30.2
15/12/2022 03:00:00 AM	40.0	2	2	40	37.5	50.0%	32.0
15/12/2022 04:00:00 AM	40.0	3	3	40	34.2	100.0%	33.7
15/12/2022 05:00:00 AM	45.0	3	3	45	37.5	100.0%	37.0
15/12/2022 06:00:00 AM	45.0	5	6	50	39.5	83.3%	37.0
15/12/2022 07:00:00 AM	38.9	26	30	45	36.1	60.0%	32.2
15/12/2022 08:00:00 AM	36.8	89	105	50	34.7	59.0%	31.3
15/12/2022 09:00:00 AM	35.7	195	229	50	34.5	53.3%	30.8
15/12/2022 10:00:00 AM	37.4	185	218	50	35.0	61.5%	31.5
15/12/2022 11:00:00 AM	36.8	168	198	50	34.7	60.6%	31.2
15/12/2022 12:00:00 PM	37.2	207	244	50	35.0	57.4%	31.3
15/12/2022 01:00:00 PM	37.0	189	222	55	34.8	59.0%	31.4
15/12/2022 02:00:00 PM	36.9	207	244	45	34.9	54.9%	30.9
15/12/2022 03:00:00 PM	36.9	201	237	50	35.1	51.5%	30.7
15/12/2022 04:00:00 PM	35.9	264	310	50	34.5	51.6%	30.3
15/12/2022 05:00:00 PM	34.8	230	271	50	34.4	46.5%	29.9
15/12/2022 06:00:00 PM	34.8	209	246	55	34.8	43.1%	29.9
15/12/2022 07:00:00 PM	36.5	159	187	45	34.4	59.4%	30.6
15/12/2022 08:00:00 PM	35.0	99	117	45	34.1	53.8%	30.6
15/12/2022 09:00:00 PM	38.8	66	78	55	36.7	56.4%	32.3
15/12/2022 10:00:00 PM	37.0	80	94	50	35.4	48.9%	30.3
15/12/2022 11:00:00 PM	38.0	42	49	45	35.4	57.1%	31.9
16/12/2022 12:00:00 AM	43.0	13	15	45	39.3	73.3%	35.7
16/12/2022 01:00:00 AM	35.0	5	6	45	35.0	66.7%	32.3
16/12/2022 02:00:00 AM	25.0	2	2	25	0.0	0.0%	19.5
16/12/2022 03:00:00 AM	40.0	3	3	40	34.2	100.0%	33.7
16/12/2022 04:00:00 AM	35.0	2	2	35	32.5	50.0%	29.5
16/12/2022 05:00:00 AM	40.0	3	3	40	35.8	100.0%	35.3
16/12/2022 06:00:00 AM	38.3	8	10	45	36.7	60.0%	31.2
16/12/2022 07:00:00 AM	41.2	20	23	45	36.7	78.3%	34.1
16/12/2022 08:00:00 AM	38.4	73	86	45	35.4	64.0%	32.0
16/12/2022 09:00:00 AM	36.1	189	222	50	34.5	53.6%	30.7
16/12/2022 10:00:00 AM	36.8	186	219	45	34.7	58.0%	30.9
16/12/2022 11:00:00 AM	36.8	177	208	50	34.8	53.8%	30.3
16/12/2022 12:00:00 PM	36.4	188	221	50	34.4	59.7%	31.2
16/12/2022 01:00:00 PM	37.1	226	266	55	35.0	54.9%	31.0
16/12/2022 02:00:00 PM	36.3	240	282	45	34.7	50.7%	30.3
16/12/2022 03:00:00 PM	36.3	260	306	55	35.0	50.3%	30.1
16/12/2022 04:00:00 PM	34.2	330	388	50	34.1	39.7%	29.2
16/12/2022 05:00:00 PM	35.2	281	331	45	34.3	52.6%	30.1
16/12/2022 06:00:00 PM	34.4	235	276	50	33.9	45.3%	29.5
16/12/2022 07:00:00 PM	36.2	155	182	50	34.7	56.0%	30.9
16/12/2022 08:00:00 PM	35.9	98	115	55	34.9	48.7%	30.3
16/12/2022 09:00:00 PM	37.3	65	76	45	34.6	67.1%	31.6
16/12/2022 10:00:00 PM	38.0	39	46	45	34.9	67.4%	32.3
16/12/2022 11:00:00 PM	38.1	42	49	50	36.3	49.0%	31.1
17/12/2022 12:00:00 AM	40.0	29	34	50	37.2	55.9%	32.3



Outgoing Summary  
A170 outward 2023

from Wed-Nov-02-2022-12-00-AM to Sat-Feb-18-2023-11-59-PM

17/12/2022 01:00:00 AM	41.7	12	14	45	36.5	71.4%	33.6
17/12/2022 02:00:00 AM	50.0	3	3	50	37.5	100.0%	37.0
17/12/2022 03:00:00 AM	35.0	4	5	40	33.8	80.0%	32.2
17/12/2022 04:00:00 AM	45.0	1	1	45	42.5	100.0%	42.0
17/12/2022 05:00:00 AM	40.0	2	2	40	35.0	100.0%	34.5
17/12/2022 06:00:00 AM	35.0	3	3	35	32.5	66.7%	30.3
17/12/2022 07:00:00 AM	40.0	10	12	55	37.0	83.3%	35.3
17/12/2022 08:00:00 AM	38.8	38	45	45	36.1	64.4%	32.5
17/12/2022 09:00:00 AM	38.0	88	103	60	35.3	67.0%	32.3
17/12/2022 10:00:00 AM	38.7	124	146	60	36.1	64.4%	32.3
17/12/2022 11:00:00 AM	38.4	180	212	50	35.9	55.2%	31.3
17/12/2022 12:00:00 PM	36.2	210	247	50	34.6	52.6%	30.2
17/12/2022 01:00:00 PM	37.0	219	258	50	34.7	64.3%	31.6
17/12/2022 02:00:00 PM	36.9	216	254	50	34.7	60.2%	31.5
17/12/2022 03:00:00 PM	36.7	224	263	50	34.8	53.6%	30.7
17/12/2022 04:00:00 PM	35.1	259	305	50	34.3	50.2%	30.3
17/12/2022 05:00:00 PM	34.7	246	290	55	34.0	49.0%	30.0
17/12/2022 06:00:00 PM	35.5	154	181	45	34.4	52.5%	30.4
17/12/2022 07:00:00 PM	36.7	101	119	50	35.0	54.6%	30.7
17/12/2022 08:00:00 PM	37.4	69	81	50	34.8	64.2%	31.6
17/12/2022 09:00:00 PM	40.0	52	61	65	37.0	63.9%	33.0
17/12/2022 10:00:00 PM	38.0	31	36	45	35.1	58.3%	31.6
17/12/2022 11:00:00 PM	37.0	31	37	50	35.1	62.2%	31.8
18/12/2022 12:00:00 AM	37.5	30	35	50	34.9	65.7%	31.8
18/12/2022 01:00:00 AM	40.0	17	20	55	36.3	80.0%	34.2
18/12/2022 02:00:00 AM	40.0	7	8	45	37.5	62.5%	33.5
18/12/2022 03:00:00 AM	40.0	3	4	45	38.8	100.0%	38.3
18/12/2022 04:00:00 AM	35.0	1	1	35	32.5	100.0%	32.0
18/12/2022 05:00:00 AM	0.0	0	0	0	0.0	0.0%	0.0
18/12/2022 06:00:00 AM	45.0	2	2	45	40.0	100.0%	39.5
18/12/2022 07:00:00 AM	42.5	6	7	45	36.8	100.0%	36.6
18/12/2022 08:00:00 AM	40.0	16	19	50	36.9	47.4%	31.2
18/12/2022 09:00:00 AM	37.9	36	42	50	35.9	52.4%	31.2
18/12/2022 10:00:00 AM	38.6	77	91	50	36.5	53.8%	31.1
18/12/2022 11:00:00 AM	37.4	139	164	50	35.3	54.9%	31.1
18/12/2022 12:00:00 PM	37.3	167	196	55	35.1	58.2%	31.4
18/12/2022 01:00:00 PM	37.4	174	205	55	35.3	55.6%	31.4
18/12/2022 02:00:00 PM	36.5	192	226	50	35.0	48.7%	30.3
18/12/2022 03:00:00 PM	37.2	179	211	50	34.9	61.1%	31.6
18/12/2022 04:00:00 PM	36.5	182	214	50	34.8	53.7%	30.9
18/12/2022 05:00:00 PM	34.7	128	151	55	34.4	50.3%	30.4
18/12/2022 06:00:00 PM	36.4	95	112	45	34.5	54.5%	30.5
18/12/2022 07:00:00 PM	37.5	73	86	45	35.0	59.3%	31.5
18/12/2022 08:00:00 PM	38.3	84	99	50	36.0	55.6%	31.6
18/12/2022 09:00:00 PM	37.1	50	59	45	35.0	54.2%	31.1
18/12/2022 10:00:00 PM	38.8	27	32	45	36.4	56.3%	31.3
18/12/2022 11:00:00 PM	43.3	26	30	50	37.3	70.0%	33.8

Outgoing Summary  
A170 outward 2023

from Wed-Nov-02-2022-12-00-AM to Sat-Feb-18-2023-11-59-PM

19/12/2022 12:00:00 AM	35.0	7	8	40	34.2	37.5%	28.3
19/12/2022 01:00:00 AM	43.3	6	7	45	38.2	100.0%	37.9
19/12/2022 02:00:00 AM	45.0	1	1	45	42.5	100.0%	42.0
19/12/2022 03:00:00 AM	40.0	2	2	40	37.5	100.0%	37.0
19/12/2022 04:00:00 AM	35.0	1	1	35	32.5	100.0%	32.0
19/12/2022 05:00:00 AM	35.0	3	4	50	37.5	75.0%	33.3
19/12/2022 06:00:00 AM	40.0	6	7	45	36.5	71.4%	33.4
19/12/2022 07:00:00 AM	44.4	30	35	55	39.1	82.9%	36.9
19/12/2022 08:00:00 AM	37.1	80	94	50	34.5	69.1%	32.1
19/12/2022 09:00:00 AM	35.8	165	194	55	34.4	58.2%	31.0
19/12/2022 10:00:00 AM	35.7	159	187	45	34.7	48.1%	30.3
19/12/2022 11:00:00 AM	36.2	208	245	45	34.7	51.0%	30.6
19/12/2022 12:00:00 PM	36.6	218	256	45	34.7	54.3%	30.8
19/12/2022 01:00:00 PM	36.5	221	260	55	34.7	56.2%	30.9
19/12/2022 02:00:00 PM	36.7	221	260	50	34.7	58.1%	31.2
19/12/2022 03:00:00 PM	35.9	232	273	45	34.7	49.1%	30.3
19/12/2022 04:00:00 PM	35.2	260	306	45	34.3	51.6%	30.3
19/12/2022 05:00:00 PM	34.6	265	312	45	34.0	45.8%	29.5
19/12/2022 06:00:00 PM	35.8	230	270	50	34.5	50.0%	30.1
19/12/2022 07:00:00 PM	36.6	130	153	50	34.9	51.6%	30.4
19/12/2022 08:00:00 PM	38.1	84	99	50	35.6	59.6%	31.7
19/12/2022 09:00:00 PM	38.8	62	73	50	36.1	58.9%	32.0
19/12/2022 10:00:00 PM	38.8	35	41	45	35.7	61.0%	31.8
19/12/2022 11:00:00 PM	38.3	40	47	45	35.5	59.6%	31.7
20/12/2022 12:00:00 AM	37.5	11	13	40	34.3	84.6%	33.2
20/12/2022 01:00:00 AM	50.0	5	6	60	41.5	83.3%	38.7
20/12/2022 02:00:00 AM	45.0	3	3	45	40.0	66.7%	35.3
20/12/2022 03:00:00 AM	45.0	1	1	45	42.5	100.0%	42.0
20/12/2022 04:00:00 AM	35.0	3	3	35	32.5	33.3%	25.7
20/12/2022 05:00:00 AM	40.0	3	3	40	35.0	66.7%	32.0
20/12/2022 06:00:00 AM	42.5	8	9	45	36.1	77.8%	33.3
20/12/2022 07:00:00 AM	39.4	27	32	50	36.4	68.8%	33.3
20/12/2022 08:00:00 AM	38.8	90	106	45	35.4	70.8%	32.5
20/12/2022 09:00:00 AM	36.8	184	216	50	34.9	55.1%	31.0
20/12/2022 10:00:00 AM	37.7	181	213	55	35.4	58.2%	31.6
20/12/2022 11:00:00 AM	36.6	226	266	55	34.8	54.5%	30.9
20/12/2022 12:00:00 PM	35.4	244	287	50	34.4	53.7%	30.6
20/12/2022 01:00:00 PM	36.5	201	236	45	34.7	54.7%	30.8
20/12/2022 02:00:00 PM	37.6	218	257	50	35.1	60.7%	31.6
20/12/2022 03:00:00 PM	34.9	241	283	45	34.2	47.7%	29.8
20/12/2022 04:00:00 PM	34.5	281	331	45	34.2	45.3%	29.7
20/12/2022 05:00:00 PM	34.6	263	309	50	34.1	48.2%	29.7
20/12/2022 06:00:00 PM	35.7	220	259	55	34.3	53.3%	30.6
20/12/2022 07:00:00 PM	36.2	164	193	50	34.7	52.3%	30.6
20/12/2022 08:00:00 PM	38.6	86	101	50	35.5	66.3%	32.5
20/12/2022 09:00:00 PM	38.5	59	69	50	36.0	53.6%	31.4
20/12/2022 10:00:00 PM	40.0	31	36	55	37.3	63.9%	33.5

20/12/2022 11:00:00 PM	41.0	31	36	60	37.3	63.9%	33.2
21/12/2022 12:00:00 AM	43.8	11	13	55	39.2	92.3%	37.6
21/12/2022 01:00:00 AM	55.0	3	3	55	42.5	100.0%	42.0
21/12/2022 02:00:00 AM	40.0	3	3	40	37.5	66.7%	33.7
21/12/2022 03:00:00 AM	0.0	0	0	0	0.0	0.0%	0.0
21/12/2022 04:00:00 AM	40.0	2	2	40	35.0	100.0%	34.5
21/12/2022 05:00:00 AM	40.0	6	7	45	36.3	57.1%	31.6
21/12/2022 06:00:00 AM	42.5	9	11	50	39.4	72.7%	35.8
21/12/2022 07:00:00 AM	39.6	31	37	50	36.9	70.3%	33.5
21/12/2022 08:00:00 AM	39.8	89	105	55	36.2	74.3%	33.7
21/12/2022 09:00:00 AM	36.7	163	192	50	34.5	61.5%	31.3
21/12/2022 10:00:00 AM	37.6	171	201	55	35.5	52.7%	31.1
21/12/2022 11:00:00 AM	36.4	246	289	50	34.5	55.4%	30.8
21/12/2022 12:00:00 PM	36.6	231	272	50	34.6	59.2%	31.3
21/12/2022 01:00:00 PM	37.1	245	288	55	34.9	57.3%	31.2
21/12/2022 02:00:00 PM	36.4	231	272	50	34.6	58.1%	31.0
21/12/2022 03:00:00 PM	36.5	242	285	45	34.6	58.2%	31.1
21/12/2022 04:00:00 PM	34.8	255	300	50	34.0	54.3%	30.4
21/12/2022 05:00:00 PM	34.4	271	319	50	34.0	43.9%	29.4
21/12/2022 06:00:00 PM	36.5	229	269	50	34.7	55.0%	30.8
21/12/2022 07:00:00 PM	36.7	147	173	50	34.8	58.4%	31.0
21/12/2022 08:00:00 PM	39.5	93	109	50	36.2	71.6%	33.3
21/12/2022 09:00:00 PM	39.0	64	75	60	36.0	66.7%	32.9
21/12/2022 10:00:00 PM	37.9	40	47	50	35.1	70.2%	32.3
21/12/2022 11:00:00 PM	40.0	28	33	50	36.5	60.6%	32.3
22/12/2022 12:00:00 AM	41.7	25	29	45	36.8	72.4%	34.1
22/12/2022 01:00:00 AM	40.0	7	8	45	35.0	75.0%	32.0
22/12/2022 02:00:00 AM	45.0	2	2	45	42.5	50.0%	34.5
22/12/2022 03:00:00 AM	45.0	1	1	45	42.5	100.0%	42.0
22/12/2022 04:00:00 AM	35.0	1	1	35	32.5	100.0%	32.0
22/12/2022 05:00:00 AM	35.0	4	5	40	33.8	80.0%	32.2
22/12/2022 06:00:00 AM	42.5	10	12	50	38.6	75.0%	33.8
22/12/2022 07:00:00 AM	42.5	22	26	50	38.3	73.1%	35.2
22/12/2022 08:00:00 AM	39.4	88	103	55	36.7	55.3%	32.0
22/12/2022 09:00:00 AM	38.0	125	147	55	35.8	53.7%	31.4
22/12/2022 10:00:00 AM	38.1	139	163	50	35.4	58.9%	31.7
22/12/2022 11:00:00 AM	36.2	223	262	50	34.6	52.3%	30.4
22/12/2022 12:00:00 PM	36.1	228	268	45	34.4	52.2%	30.4
22/12/2022 01:00:00 PM	34.9	242	285	50	34.3	49.1%	30.0
22/12/2022 02:00:00 PM	34.9	218	256	45	33.9	56.3%	30.5
22/12/2022 03:00:00 PM	34.5	230	270	45	33.7	51.1%	29.9
22/12/2022 04:00:00 PM	35.0	253	298	45	34.3	48.0%	30.1
22/12/2022 05:00:00 PM	34.1	267	314	45	34.0	38.5%	29.3
22/12/2022 06:00:00 PM	35.8	206	242	50	34.4	53.3%	30.5
22/12/2022 07:00:00 PM	36.5	147	173	50	34.8	56.6%	31.0
22/12/2022 08:00:00 PM	38.1	71	83	60	35.5	65.1%	32.5
22/12/2022 09:00:00 PM	36.9	63	74	50	35.2	58.1%	31.5

22/12/2022 10:00:00 PM	39.0	39	46	50	36.4	58.7%	31.4
22/12/2022 11:00:00 PM	40.0	42	49	45	36.1	65.3%	32.7
23/12/2022 12:00:00 AM	40.0	14	17	45	36.7	70.6%	33.8
23/12/2022 01:00:00 AM	40.0	8	10	45	38.3	60.0%	31.7
23/12/2022 02:00:00 AM	0.0	0	0	0	0.0	0.0%	0.0
23/12/2022 03:00:00 AM	35.0	3	4	45	37.5	50.0%	32.3
23/12/2022 04:00:00 AM	40.0	5	6	50	38.8	66.7%	33.0
23/12/2022 05:00:00 AM	40.0	4	5	45	37.5	80.0%	35.0
23/12/2022 06:00:00 AM	43.3	6	7	45	39.5	71.4%	35.0
23/12/2022 07:00:00 AM	35.0	14	16	50	35.0	75.0%	32.7
23/12/2022 08:00:00 AM	39.2	65	77	55	36.0	72.7%	33.2
23/12/2022 09:00:00 AM	36.5	134	158	55	35.0	53.2%	30.8
23/12/2022 10:00:00 AM	37.3	161	189	45	35.3	50.3%	30.7
23/12/2022 11:00:00 AM	34.9	236	278	45	34.2	50.4%	30.1
23/12/2022 12:00:00 PM	34.9	243	286	50	34.2	51.7%	30.2
23/12/2022 01:00:00 PM	34.9	280	330	50	34.3	50.9%	30.2
23/12/2022 02:00:00 PM	37.0	250	294	50	34.8	58.8%	31.2
23/12/2022 03:00:00 PM	35.0	320	376	50	34.2	49.5%	30.1
23/12/2022 04:00:00 PM	35.1	272	320	45	34.3	48.8%	29.7
23/12/2022 05:00:00 PM	35.0	216	254	50	34.1	53.9%	30.5
23/12/2022 06:00:00 PM	35.3	191	225	45	34.4	48.9%	30.4
23/12/2022 07:00:00 PM	37.3	109	128	50	35.6	49.2%	30.8
23/12/2022 08:00:00 PM	37.8	90	106	45	35.0	67.0%	32.2
23/12/2022 09:00:00 PM	39.1	50	59	45	36.6	59.3%	31.9
23/12/2022 10:00:00 PM	38.8	41	48	50	35.4	75.0%	33.1
23/12/2022 11:00:00 PM	37.1	39	46	50	36.0	43.5%	30.5
24/12/2022 12:00:00 AM	41.0	24	28	45	38.1	60.7%	33.2
24/12/2022 01:00:00 AM	40.0	10	12	50	36.5	83.3%	33.8
24/12/2022 02:00:00 AM	40.0	8	10	55	38.5	100.0%	38.2
24/12/2022 03:00:00 AM	35.0	4	5	40	34.2	60.0%	31.4
24/12/2022 04:00:00 AM	40.0	2	2	40	35.0	100.0%	34.5
24/12/2022 05:00:00 AM	50.0	1	1	50	47.5	100.0%	47.0
24/12/2022 06:00:00 AM	40.0	6	7	45	36.1	100.0%	35.7
24/12/2022 07:00:00 AM	40.0	10	12	45	36.4	75.0%	33.8
24/12/2022 08:00:00 AM	38.6	27	32	45	36.1	56.3%	31.8
24/12/2022 09:00:00 AM	36.9	59	69	50	34.7	59.4%	31.3
24/12/2022 10:00:00 AM	37.2	116	137	55	35.5	51.1%	30.8
24/12/2022 11:00:00 AM	37.3	200	235	50	35.3	51.9%	30.7
24/12/2022 12:00:00 PM	36.1	231	272	55	34.8	51.1%	30.5
24/12/2022 01:00:00 PM	37.5	239	281	55	35.2	58.0%	31.4
24/12/2022 02:00:00 PM	36.6	225	265	50	34.4	63.8%	31.3
24/12/2022 03:00:00 PM	36.3	226	266	50	34.6	56.0%	31.1
24/12/2022 04:00:00 PM	36.0	203	239	50	34.6	54.0%	30.6
24/12/2022 05:00:00 PM	34.9	163	192	45	34.2	51.0%	30.2
24/12/2022 06:00:00 PM	37.1	135	159	50	35.1	53.5%	30.8
24/12/2022 07:00:00 PM	36.3	105	124	60	34.8	55.6%	30.6
24/12/2022 08:00:00 PM	38.5	51	60	45	35.4	63.3%	32.0

Outgoing Summary  
A170 outward 2023

from Wed-Nov-02-2022-12-00-AM to Sat-Feb-18-2023-11-59-PM

24/12/2022 09:00:00 PM	42.5	36	42	55	37.2	69.0%	33.2
24/12/2022 10:00:00 PM	38.1	29	34	50	35.5	64.7%	32.2
24/12/2022 11:00:00 PM	35.0	27	32	50	35.4	59.4%	30.9
25/12/2022 12:00:00 AM	38.3	14	17	45	36.4	52.9%	31.6
25/12/2022 01:00:00 AM	38.6	15	18	45	36.3	66.7%	32.5
25/12/2022 02:00:00 AM	35.0	9	11	45	35.5	45.5%	30.0
25/12/2022 03:00:00 AM	45.0	2	2	45	37.5	100.0%	37.0
25/12/2022 04:00:00 AM	0.0	0	0	0	0.0	0.0%	0.0
25/12/2022 05:00:00 AM	0.0	0	0	0	0.0	0.0%	0.0
25/12/2022 06:00:00 AM	0.0	0	0	0	0.0	0.0%	0.0
25/12/2022 07:00:00 AM	45.0	3	3	45	37.5	66.7%	33.7
25/12/2022 08:00:00 AM	40.0	9	11	45	38.5	45.5%	32.2
25/12/2022 09:00:00 AM	41.7	20	23	50	36.7	78.3%	33.6
25/12/2022 10:00:00 AM	35.0	42	50	55	34.9	50.0%	29.9
25/12/2022 11:00:00 AM	37.8	100	118	55	35.6	57.6%	31.5
25/12/2022 12:00:00 PM	38.3	147	173	50	35.5	61.8%	32.0
25/12/2022 01:00:00 PM	38.4	122	144	50	35.9	62.5%	32.2
25/12/2022 02:00:00 PM	39.6	86	101	50	36.2	73.3%	33.7
25/12/2022 03:00:00 PM	40.0	38	45	50	37.3	64.4%	33.2
25/12/2022 04:00:00 PM	40.7	54	64	50	37.5	56.3%	32.8
25/12/2022 05:00:00 PM	38.3	48	57	45	35.4	66.7%	32.4
25/12/2022 06:00:00 PM	40.0	46	54	60	36.3	59.3%	31.9
25/12/2022 07:00:00 PM	38.8	60	70	50	35.5	65.7%	32.6
25/12/2022 08:00:00 PM	39.4	37	43	50	35.4	79.1%	33.4
25/12/2022 09:00:00 PM	39.0	28	33	45	35.5	66.7%	32.5
25/12/2022 10:00:00 PM	45.0	19	22	50	37.8	86.4%	35.9
25/12/2022 11:00:00 PM	35.0	15	18	45	35.4	38.9%	29.5
26/12/2022 12:00:00 AM	38.8	8	10	50	37.5	70.0%	34.2
26/12/2022 01:00:00 AM	35.0	2	2	35	32.5	50.0%	29.5
26/12/2022 02:00:00 AM	28.8	3	4	30	0.0	0.0%	27.3
26/12/2022 03:00:00 AM	0.0	0	0	0	0.0	0.0%	0.0
26/12/2022 04:00:00 AM	40.0	1	1	40	37.5	100.0%	37.0
26/12/2022 05:00:00 AM	0.0	0	0	0	0.0	0.0%	0.0
26/12/2022 06:00:00 AM	40.0	2	2	40	35.0	100.0%	34.5
26/12/2022 07:00:00 AM	32.5	5	6	35	32.5	33.3%	26.3
26/12/2022 08:00:00 AM	40.0	10	12	50	36.9	75.0%	33.9
26/12/2022 09:00:00 AM	39.5	39	46	50	36.8	60.9%	32.4
26/12/2022 10:00:00 AM	38.9	82	97	75	36.6	58.8%	31.9
26/12/2022 11:00:00 AM	38.2	164	193	50	35.6	57.0%	31.4
26/12/2022 12:00:00 PM	37.5	184	217	55	35.2	59.9%	31.6
26/12/2022 01:00:00 PM	36.7	206	242	50	34.4	64.5%	31.5
26/12/2022 02:00:00 PM	38.5	190	224	50	35.4	67.9%	32.5
26/12/2022 03:00:00 PM	34.9	144	169	45	33.8	62.7%	31.1
26/12/2022 04:00:00 PM	38.6	159	187	50	35.7	63.1%	32.4
26/12/2022 05:00:00 PM	38.0	129	152	50	35.3	61.2%	31.7
26/12/2022 06:00:00 PM	38.8	92	108	50	35.8	61.1%	32.1
26/12/2022 07:00:00 PM	37.1	85	100	55	35.2	55.0%	31.0

Outgoing Summary  
A170 outward 2023

from Wed-Nov-02-2022-12-00-AM to Sat-Feb-18-2023-11-59-PM

26/12/2022 08:00:00 PM	39.0	56	66	50	35.4	71.2%	33.0
26/12/2022 09:00:00 PM	41.7	28	33	50	37.0	60.6%	32.8
26/12/2022 10:00:00 PM	41.2	25	29	55	36.6	79.3%	34.6
26/12/2022 11:00:00 PM	42.5	20	23	55	36.8	65.2%	33.1
27/12/2022 12:00:00 AM	45.0	7	8	50	39.2	75.0%	35.9
27/12/2022 01:00:00 AM	45.0	6	7	50	38.2	100.0%	37.9
27/12/2022 02:00:00 AM	40.0	3	3	40	35.0	66.7%	32.0
27/12/2022 03:00:00 AM	45.0	2	2	45	42.5	50.0%	34.5
27/12/2022 04:00:00 AM	45.0	3	3	45	40.0	66.7%	35.3
27/12/2022 05:00:00 AM	50.0	3	3	50	40.0	66.7%	35.3
27/12/2022 06:00:00 AM	35.0	8	9	40	33.3	66.7%	29.4
27/12/2022 07:00:00 AM	42.5	14	17	50	37.1	82.4%	34.8
27/12/2022 08:00:00 AM	42.1	21	25	45	39.3	44.0%	32.3
27/12/2022 09:00:00 AM	37.5	42	49	50	35.0	61.2%	31.5
27/12/2022 10:00:00 AM	39.3	79	93	55	36.1	67.7%	32.7
27/12/2022 11:00:00 AM	37.1	138	162	55	35.1	56.2%	31.1
27/12/2022 12:00:00 PM	36.7	221	260	50	34.8	54.2%	30.8
27/12/2022 01:00:00 PM	36.9	224	263	55	34.9	56.7%	31.2
27/12/2022 02:00:00 PM	37.2	235	277	50	34.9	59.2%	31.3
27/12/2022 03:00:00 PM	36.3	214	252	50	34.4	60.7%	31.2
27/12/2022 04:00:00 PM	36.8	230	271	50	34.8	57.9%	31.3
27/12/2022 05:00:00 PM	34.8	167	197	45	34.0	54.3%	30.5
27/12/2022 06:00:00 PM	37.2	115	135	50	34.8	61.5%	31.2
27/12/2022 07:00:00 PM	37.9	79	93	45	35.4	57.0%	31.6
27/12/2022 08:00:00 PM	38.4	81	95	55	35.6	64.2%	32.4
27/12/2022 09:00:00 PM	38.3	40	47	45	35.5	59.6%	31.9
27/12/2022 10:00:00 PM	37.1	26	31	45	34.6	67.7%	31.8
27/12/2022 11:00:00 PM	38.9	27	32	50	35.6	81.3%	33.9
28/12/2022 12:00:00 AM	39.2	14	16	45	35.8	75.0%	33.5
28/12/2022 01:00:00 AM	45.0	11	13	50	40.3	69.2%	36.0
28/12/2022 02:00:00 AM	42.5	8	10	50	38.1	80.0%	34.3
28/12/2022 03:00:00 AM	50.0	4	5	70	47.5	80.0%	43.0
28/12/2022 04:00:00 AM	35.0	1	1	35	32.5	100.0%	32.0
28/12/2022 05:00:00 AM	40.0	4	5	45	36.3	80.0%	34.0
28/12/2022 06:00:00 AM	40.0	6	7	45	35.8	85.7%	34.4
28/12/2022 07:00:00 AM	40.0	12	14	45	35.0	71.4%	32.6
28/12/2022 08:00:00 AM	37.7	42	49	45	35.2	57.1%	30.8
28/12/2022 09:00:00 AM	37.4	73	86	45	34.5	70.9%	32.2
28/12/2022 10:00:00 AM	37.9	105	123	50	35.2	61.0%	31.6
28/12/2022 11:00:00 AM	35.0	198	233	45	34.2	48.5%	30.2
28/12/2022 12:00:00 PM	35.0	196	231	55	34.4	51.5%	30.5
28/12/2022 01:00:00 PM	36.9	199	234	45	34.8	56.8%	31.2
28/12/2022 02:00:00 PM	36.2	201	237	45	34.4	56.5%	30.6
28/12/2022 03:00:00 PM	35.2	228	268	50	34.3	52.6%	30.2
28/12/2022 04:00:00 PM	36.1	219	258	45	34.6	51.9%	30.6
28/12/2022 05:00:00 PM	35.3	189	222	55	34.2	55.0%	30.7
28/12/2022 06:00:00 PM	36.2	162	191	50	34.9	51.3%	30.7

Outgoing Summary  
A170 outward 2023

from Wed-Nov-02-2022-12-00-AM to Sat-Feb-18-2023-11-59-PM

28/12/2022 07:00:00 PM	36.8	85	100	45	34.5	64.0%	31.5
28/12/2022 08:00:00 PM	39.0	80	94	55	36.3	69.1%	32.7
28/12/2022 09:00:00 PM	37.8	30	35	45	35.1	60.0%	30.9
28/12/2022 10:00:00 PM	41.9	32	38	50	37.7	65.8%	33.6
28/12/2022 11:00:00 PM	41.0	23	27	45	35.9	70.4%	33.0
29/12/2022 12:00:00 AM	41.7	13	15	45	36.4	93.3%	35.6
29/12/2022 01:00:00 AM	45.0	3	3	45	37.5	100.0%	37.0
29/12/2022 02:00:00 AM	43.8	8	9	45	38.1	100.0%	37.9
29/12/2022 03:00:00 AM	55.0	5	6	60	40.8	100.0%	40.5
29/12/2022 04:00:00 AM	42.5	3	4	45	40.8	75.0%	37.0
29/12/2022 05:00:00 AM	45.0	3	3	45	35.8	100.0%	35.3
29/12/2022 06:00:00 AM	38.3	6	7	40	36.3	57.1%	32.1
29/12/2022 07:00:00 AM	38.3	9	11	45	36.7	54.5%	31.7
29/12/2022 08:00:00 AM	40.0	40	47	45	36.3	72.3%	33.6
29/12/2022 09:00:00 AM	38.0	82	97	60	35.8	57.7%	31.9
29/12/2022 10:00:00 AM	37.6	128	151	55	35.1	64.2%	31.8
29/12/2022 11:00:00 AM	34.9	233	274	50	34.1	51.5%	30.0
29/12/2022 12:00:00 PM	35.4	261	307	55	34.5	52.1%	30.4
29/12/2022 01:00:00 PM	37.2	286	336	45	35.0	53.9%	30.9
29/12/2022 02:00:00 PM	37.2	246	289	60	34.7	66.4%	31.9
29/12/2022 03:00:00 PM	36.3	283	333	45	34.5	52.9%	30.7
29/12/2022 04:00:00 PM	36.6	269	316	50	34.7	56.6%	31.1
29/12/2022 05:00:00 PM	35.9	214	252	50	34.5	54.8%	30.8
29/12/2022 06:00:00 PM	36.7	172	202	50	34.8	55.4%	31.2
29/12/2022 07:00:00 PM	37.8	119	140	45	35.0	63.6%	31.8
29/12/2022 08:00:00 PM	40.6	56	66	55	37.1	59.1%	32.8
29/12/2022 09:00:00 PM	39.4	35	41	45	35.8	65.9%	32.6
29/12/2022 10:00:00 PM	38.0	36	42	55	36.6	54.8%	31.7
29/12/2022 11:00:00 PM	37.7	39	46	45	35.6	52.2%	30.5
30/12/2022 12:00:00 AM	40.0	12	14	45	36.0	71.4%	33.4
30/12/2022 01:00:00 AM	45.0	7	8	50	40.0	75.0%	36.5
30/12/2022 02:00:00 AM	37.5	3	4	40	37.5	50.0%	32.3
30/12/2022 03:00:00 AM	0.0	0	0	0	0.0	0.0%	0.0
30/12/2022 04:00:00 AM	40.0	5	6	45	37.5	83.3%	35.5
30/12/2022 05:00:00 AM	50.0	3	3	50	42.5	100.0%	42.0
30/12/2022 06:00:00 AM	45.0	10	12	55	40.5	83.3%	38.1
30/12/2022 07:00:00 AM	44.0	12	14	50	38.3	92.9%	37.2
30/12/2022 08:00:00 AM	39.7	47	55	50	36.9	72.7%	33.8
30/12/2022 09:00:00 AM	37.7	71	84	50	35.8	52.4%	31.6
30/12/2022 10:00:00 AM	36.4	122	143	55	34.8	58.0%	31.1
30/12/2022 11:00:00 AM	35.6	179	211	45	34.8	45.0%	30.1
30/12/2022 12:00:00 PM	35.8	224	263	45	34.5	51.3%	30.4
30/12/2022 01:00:00 PM	36.4	236	278	45	34.4	58.6%	30.9
30/12/2022 02:00:00 PM	34.9	271	319	50	34.2	50.8%	30.1
30/12/2022 03:00:00 PM	35.7	280	329	55	34.5	51.7%	30.3
30/12/2022 04:00:00 PM	36.4	244	287	45	34.7	52.6%	30.7
30/12/2022 05:00:00 PM	35.3	275	324	45	34.2	55.6%	30.6

Outgoing Summary  
A170 outward 2023

from Wed-Nov-02-2022-12-00-AM to Sat-Feb-18-2023-11-59-PM

30/12/2022 06:00:00 PM	36.5	186	219	45	34.6	55.7%	30.9
30/12/2022 07:00:00 PM	39.3	108	127	50	35.9	70.1%	33.2
30/12/2022 08:00:00 PM	38.1	71	83	55	35.7	60.2%	31.7
30/12/2022 09:00:00 PM	37.9	52	61	50	35.1	62.3%	31.6
30/12/2022 10:00:00 PM	40.0	28	33	50	36.6	81.8%	34.8
30/12/2022 11:00:00 PM	38.8	20	23	45	35.0	69.6%	32.3
31/12/2022 12:00:00 AM	42.5	15	18	55	38.6	77.8%	35.9
31/12/2022 01:00:00 AM	45.0	8	10	50	40.6	80.0%	37.7
31/12/2022 02:00:00 AM	55.0	2	2	55	42.5	100.0%	42.0
31/12/2022 03:00:00 AM	45.0	3	3	45	37.5	100.0%	37.0
31/12/2022 04:00:00 AM	40.0	2	2	40	37.5	50.0%	32.0
31/12/2022 05:00:00 AM	45.0	3	3	45	39.2	100.0%	38.7
31/12/2022 06:00:00 AM	43.3	7	8	45	40.0	75.0%	36.8
31/12/2022 07:00:00 AM	35.0	11	13	45	35.0	61.5%	31.5
31/12/2022 08:00:00 AM	41.7	16	19	55	37.9	68.4%	34.0
31/12/2022 09:00:00 AM	37.9	47	55	45	34.8	70.9%	32.1
31/12/2022 10:00:00 AM	36.9	97	114	45	34.7	60.5%	31.2
31/12/2022 11:00:00 AM	34.8	171	201	45	34.1	45.8%	29.9
31/12/2022 12:00:00 PM	36.3	210	247	45	34.7	53.8%	30.7
31/12/2022 01:00:00 PM	37.3	217	255	55	35.1	56.5%	31.2
31/12/2022 02:00:00 PM	36.8	200	235	50	34.9	53.6%	31.0
31/12/2022 03:00:00 PM	37.2	247	291	55	35.1	55.0%	31.1
31/12/2022 04:00:00 PM	34.9	218	256	45	33.9	53.9%	30.4
31/12/2022 05:00:00 PM	34.9	202	238	50	34.1	50.8%	29.9
31/12/2022 06:00:00 PM	36.3	121	142	45	34.7	48.6%	30.0
31/12/2022 07:00:00 PM	37.9	82	97	45	35.6	54.6%	31.6
31/12/2022 08:00:00 PM	36.4	62	73	45	34.3	65.8%	31.0
31/12/2022 09:00:00 PM	36.1	41	48	40	34.2	54.2%	30.4
31/12/2022 10:00:00 PM	37.5	27	32	50	35.3	62.5%	31.9
31/12/2022 11:00:00 PM	39.3	34	40	50	36.8	52.5%	32.0
01/01/2023 12:00:00 AM	37.5	13	15	45	34.7	60.0%	31.2
01/01/2023 01:00:00 AM	34.2	14	17	45	34.4	47.1%	28.7
01/01/2023 02:00:00 AM	40.0	16	19	45	36.7	68.4%	32.8
01/01/2023 03:00:00 AM	40.0	8	9	55	38.3	66.7%	33.9
01/01/2023 04:00:00 AM	45.0	3	4	50	41.3	100.0%	40.8
01/01/2023 05:00:00 AM	25.0	2	2	25	0.0	0.0%	19.5
01/01/2023 06:00:00 AM	40.0	3	3	40	35.8	100.0%	35.3
01/01/2023 07:00:00 AM	40.0	5	6	50	38.5	83.3%	36.3
01/01/2023 08:00:00 AM	34.0	8	10	50	35.0	60.0%	31.8
01/01/2023 09:00:00 AM	34.4	17	20	40	33.4	55.0%	30.4
01/01/2023 10:00:00 AM	38.3	52	61	45	35.4	62.3%	31.5
01/01/2023 11:00:00 AM	38.5	122	143	50	35.5	62.9%	31.9
01/01/2023 12:00:00 PM	37.2	178	209	45	34.7	61.7%	31.7
01/01/2023 01:00:00 PM	36.6	207	244	50	34.5	59.8%	31.1
01/01/2023 02:00:00 PM	37.0	199	234	45	34.7	60.3%	31.4
01/01/2023 03:00:00 PM	35.9	166	195	45	34.2	57.9%	30.6
01/01/2023 04:00:00 PM	37.3	185	218	50	35.1	56.4%	31.4



Outgoing Summary  
A170 outward 2023

from Wed-Nov-02-2022-12-00-AM to Sat-Feb-18-2023-11-59-PM

01/01/2023 05:00:00 PM	36.6	139	163	50	34.5	61.3%	31.5
01/01/2023 06:00:00 PM	37.3	102	120	55	35.1	57.5%	31.3
01/01/2023 07:00:00 PM	37.5	65	77	50	35.2	61.0%	31.6
01/01/2023 08:00:00 PM	41.7	34	40	50	36.8	67.5%	33.5
01/01/2023 09:00:00 PM	39.4	36	42	50	36.5	59.5%	32.3
01/01/2023 10:00:00 PM	42.5	16	19	50	37.5	73.7%	33.6
01/01/2023 11:00:00 PM	45.0	7	8	55	40.4	87.5%	37.8
02/01/2023 12:00:00 AM	45.0	8	9	60	44.2	33.3%	31.6
02/01/2023 01:00:00 AM	40.0	5	6	45	37.5	66.7%	33.7
02/01/2023 02:00:00 AM	55.0	2	2	55	45.0	100.0%	44.5
02/01/2023 03:00:00 AM	50.0	3	3	50	47.5	33.3%	32.0
02/01/2023 04:00:00 AM	0.0	0	0	0	0.0	0.0%	0.0
02/01/2023 05:00:00 AM	45.0	2	2	45	37.5	100.0%	37.0
02/01/2023 06:00:00 AM	38.3	4	5	40	36.3	80.0%	33.0
02/01/2023 07:00:00 AM	40.0	6	7	45	35.0	85.7%	33.6
02/01/2023 08:00:00 AM	40.0	20	23	55	36.1	60.9%	32.1
02/01/2023 09:00:00 AM	38.0	58	68	50	35.6	54.4%	31.4
02/01/2023 10:00:00 AM	37.4	90	106	45	34.7	65.1%	31.3
02/01/2023 11:00:00 AM	39.2	178	209	50	36.4	62.7%	32.5
02/01/2023 12:00:00 PM	38.0	248	292	50	35.1	66.8%	32.1
02/01/2023 01:00:00 PM	35.9	258	304	50	34.3	58.9%	30.6
02/01/2023 02:00:00 PM	38.2	266	313	50	35.3	64.9%	32.2
02/01/2023 03:00:00 PM	37.3	187	220	55	34.9	61.8%	31.6
02/01/2023 04:00:00 PM	36.6	229	269	50	34.3	66.2%	31.7
02/01/2023 05:00:00 PM	37.1	166	195	50	34.9	59.5%	31.5
02/01/2023 06:00:00 PM	36.5	136	160	50	35.0	52.5%	30.8
02/01/2023 07:00:00 PM	38.8	94	110	45	36.1	52.7%	31.5
02/01/2023 08:00:00 PM	38.5	48	57	45	35.4	70.2%	32.8
02/01/2023 09:00:00 PM	43.0	37	44	50	37.2	79.5%	35.2
02/01/2023 10:00:00 PM	42.5	20	24	45	38.8	66.7%	34.6
02/01/2023 11:00:00 PM	39.4	20	23	45	36.8	65.2%	32.4
03/01/2023 12:00:00 AM	40.0	6	7	50	37.5	71.4%	34.1
03/01/2023 01:00:00 AM	35.0	1	1	35	32.5	100.0%	32.0
03/01/2023 02:00:00 AM	20.0	2	2	20	0.0	0.0%	17.5
03/01/2023 03:00:00 AM	50.0	1	1	50	47.5	100.0%	47.0
03/01/2023 04:00:00 AM	45.0	2	2	45	42.5	50.0%	34.5
03/01/2023 05:00:00 AM	45.0	2	2	45	37.5	100.0%	37.0
03/01/2023 06:00:00 AM	40.0	6	7	50	37.5	100.0%	37.3
03/01/2023 07:00:00 AM	40.0	26	30	50	37.2	63.3%	33.0
03/01/2023 08:00:00 AM	37.8	93	109	45	34.9	67.9%	32.2
03/01/2023 09:00:00 AM	37.5	161	189	50	35.1	60.8%	31.6
03/01/2023 10:00:00 AM	35.0	153	180	50	34.3	48.9%	30.1
03/01/2023 11:00:00 AM	36.7	178	209	45	34.8	53.1%	30.7
03/01/2023 12:00:00 PM	35.2	179	211	45	34.3	46.9%	30.0
03/01/2023 01:00:00 PM	35.8	148	174	45	34.3	53.4%	30.7
03/01/2023 02:00:00 PM	35.9	156	184	50	34.8	50.5%	30.5
03/01/2023 03:00:00 PM	35.2	174	205	45	34.2	49.8%	30.1

Outgoing Summary  
A170 outward 2023

from Wed-Nov-02-2022-12-00-AM to Sat-Feb-18-2023-11-59-PM

03/01/2023 04:00:00 PM	36.0	186	219	50	34.7	53.9%	30.6
03/01/2023 05:00:00 PM	34.2	213	251	45	33.8	42.2%	29.4
03/01/2023 06:00:00 PM	36.5	162	191	40	34.4	55.5%	30.8
03/01/2023 07:00:00 PM	37.4	115	135	55	35.0	61.5%	31.9
03/01/2023 08:00:00 PM	37.4	65	77	45	34.8	63.6%	31.8
03/01/2023 09:00:00 PM	41.7	40	47	50	36.8	57.4%	32.5
03/01/2023 10:00:00 PM	40.0	24	28	55	37.0	67.9%	33.6
03/01/2023 11:00:00 PM	45.0	18	21	50	38.8	71.4%	34.7
04/01/2023 12:00:00 AM	40.0	10	12	45	36.9	75.0%	34.3
04/01/2023 01:00:00 AM	40.0	3	3	40	35.0	66.7%	32.0
04/01/2023 02:00:00 AM	45.0	3	3	45	39.2	100.0%	38.7
04/01/2023 03:00:00 AM	30.0	1	1	30	0.0	0.0%	27.0
04/01/2023 04:00:00 AM	60.0	3	3	60	45.0	66.7%	38.7
04/01/2023 05:00:00 AM	40.0	3	3	40	35.0	66.7%	32.0
04/01/2023 06:00:00 AM	40.0	12	14	45	36.0	71.4%	33.4
04/01/2023 07:00:00 AM	40.0	26	31	45	36.3	67.7%	33.3
04/01/2023 08:00:00 AM	38.2	106	125	50	35.2	70.4%	32.5
04/01/2023 09:00:00 AM	34.3	191	225	50	33.7	48.4%	29.7
04/01/2023 10:00:00 AM	36.5	203	239	50	34.4	58.6%	31.1
04/01/2023 11:00:00 AM	37.3	180	212	45	34.9	59.0%	31.3
04/01/2023 12:00:00 PM	36.5	181	213	50	34.5	59.2%	30.9
04/01/2023 01:00:00 PM	35.4	196	231	45	34.2	52.4%	30.2
04/01/2023 02:00:00 PM	37.4	187	220	50	35.0	61.4%	31.6
04/01/2023 03:00:00 PM	36.4	183	215	45	34.4	59.5%	31.0
04/01/2023 04:00:00 PM	34.4	258	303	45	33.7	47.2%	29.7
04/01/2023 05:00:00 PM	34.7	252	296	50	34.1	45.9%	29.8
04/01/2023 06:00:00 PM	36.1	231	272	50	34.6	55.5%	30.9
04/01/2023 07:00:00 PM	37.3	135	159	50	34.7	67.9%	32.1
04/01/2023 08:00:00 PM	38.2	72	85	50	35.3	67.1%	32.2
04/01/2023 09:00:00 PM	41.4	37	43	50	37.3	67.4%	33.4
04/01/2023 10:00:00 PM	39.4	33	39	50	37.8	51.3%	32.1
04/01/2023 11:00:00 PM	42.5	20	24	55	37.5	79.2%	35.0
05/01/2023 12:00:00 AM	43.3	14	16	50	37.2	93.8%	36.3
05/01/2023 01:00:00 AM	40.0	4	5	55	38.8	80.0%	36.0
05/01/2023 02:00:00 AM	0.0	0	0	0	0.0	0.0%	0.0
05/01/2023 03:00:00 AM	0.0	0	0	0	0.0	0.0%	0.0
05/01/2023 04:00:00 AM	35.0	1	1	35	32.5	100.0%	32.0
05/01/2023 05:00:00 AM	43.3	3	4	45	40.0	100.0%	39.5
05/01/2023 06:00:00 AM	45.0	4	5	50	40.5	100.0%	40.0
05/01/2023 07:00:00 AM	39.3	41	48	45	35.9	58.3%	32.1
05/01/2023 08:00:00 AM	37.6	114	134	55	35.1	64.9%	32.0
05/01/2023 09:00:00 AM	34.2	209	246	55	34.1	39.8%	29.4
05/01/2023 10:00:00 AM	38.3	204	240	55	35.6	62.1%	31.7
05/01/2023 11:00:00 AM	36.7	193	227	50	34.9	58.1%	31.4
05/01/2023 12:00:00 PM	35.4	182	214	50	34.6	49.1%	30.5
05/01/2023 01:00:00 PM	34.8	215	253	45	34.0	48.6%	30.0
05/01/2023 02:00:00 PM	34.9	196	231	45	34.2	51.5%	30.4

Outgoing Summary  
A170 outward 2023

from Wed-Nov-02-2022-12-00-AM to Sat-Feb-18-2023-11-59-PM

05/01/2023 03:00:00 PM	35.5	217	255	45	34.4	46.3%	30.1
05/01/2023 04:00:00 PM	34.9	283	333	45	34.3	45.0%	29.6
05/01/2023 05:00:00 PM	34.9	220	259	50	34.3	50.6%	30.3
05/01/2023 06:00:00 PM	35.4	236	278	45	34.3	54.7%	30.5
05/01/2023 07:00:00 PM	37.2	133	157	50	35.1	56.1%	31.1
05/01/2023 08:00:00 PM	37.6	68	80	50	35.2	61.3%	31.9
05/01/2023 09:00:00 PM	40.8	48	56	50	36.1	78.6%	34.0
05/01/2023 10:00:00 PM	42.0	27	32	55	37.2	59.4%	32.7
05/01/2023 11:00:00 PM	36.7	21	25	45	35.4	48.0%	29.9
06/01/2023 12:00:00 AM	35.0	7	8	40	33.3	75.0%	31.5
06/01/2023 01:00:00 AM	45.0	2	2	45	42.5	50.0%	34.5
06/01/2023 02:00:00 AM	0.0	0	0	0	0.0	0.0%	0.0
06/01/2023 03:00:00 AM	30.0	1	1	30	0.0	0.0%	27.0
06/01/2023 04:00:00 AM	35.0	1	1	35	32.5	100.0%	32.0
06/01/2023 05:00:00 AM	45.0	3	4	50	40.8	75.0%	35.8
06/01/2023 06:00:00 AM	40.0	8	9	45	36.9	88.9%	35.6
06/01/2023 07:00:00 AM	43.3	23	27	55	38.3	70.4%	34.9
06/01/2023 08:00:00 AM	38.5	98	115	50	35.6	61.7%	32.2
06/01/2023 09:00:00 AM	36.1	184	216	50	34.5	52.3%	30.5
06/01/2023 10:00:00 AM	37.0	197	232	45	34.8	56.5%	31.0
06/01/2023 11:00:00 AM	35.0	217	255	45	34.5	46.7%	30.0
06/01/2023 12:00:00 PM	35.0	225	265	55	34.4	52.8%	30.6
06/01/2023 01:00:00 PM	35.2	216	254	55	34.3	52.0%	30.3
06/01/2023 02:00:00 PM	34.6	245	288	45	34.1	47.6%	30.1
06/01/2023 03:00:00 PM	34.8	245	288	50	34.1	49.7%	29.8
06/01/2023 04:00:00 PM	35.4	298	350	50	34.4	51.4%	30.3
06/01/2023 05:00:00 PM	36.0	288	339	50	34.4	54.9%	30.7
06/01/2023 06:00:00 PM	35.1	239	281	55	34.4	49.1%	30.1
06/01/2023 07:00:00 PM	37.8	128	150	50	35.0	65.3%	32.1
06/01/2023 08:00:00 PM	36.7	92	108	50	34.8	53.7%	30.6
06/01/2023 09:00:00 PM	38.3	50	59	50	35.9	59.3%	32.1
06/01/2023 10:00:00 PM	39.6	26	31	50	37.1	80.6%	35.1
06/01/2023 11:00:00 PM	42.5	20	23	50	36.8	60.9%	32.5
07/01/2023 12:00:00 AM	41.7	17	20	50	37.9	60.0%	33.0
07/01/2023 01:00:00 AM	45.0	3	3	45	39.2	100.0%	38.7
07/01/2023 02:00:00 AM	42.5	4	5	45	39.2	60.0%	33.0
07/01/2023 03:00:00 AM	35.0	1	1	35	32.5	100.0%	32.0
07/01/2023 04:00:00 AM	35.0	2	2	35	32.5	50.0%	29.5
07/01/2023 05:00:00 AM	45.0	3	4	50	42.5	75.0%	38.3
07/01/2023 06:00:00 AM	40.0	4	5	45	35.5	100.0%	35.0
07/01/2023 07:00:00 AM	43.8	14	16	50	37.8	100.0%	37.6
07/01/2023 08:00:00 AM	41.7	37	43	50	38.2	53.5%	31.8
07/01/2023 09:00:00 AM	38.5	68	80	50	35.6	66.3%	32.6
07/01/2023 10:00:00 AM	37.4	94	110	55	35.3	56.4%	31.3
07/01/2023 11:00:00 AM	35.4	131	154	45	34.2	50.0%	30.2
07/01/2023 12:00:00 PM	37.2	159	187	50	35.3	51.3%	30.9
07/01/2023 01:00:00 PM	38.1	181	213	50	35.4	63.4%	31.9

Outgoing Summary  
A170 outward 2023

from Wed-Nov-02-2022-12-00-AM to Sat-Feb-18-2023-11-59-PM

07/01/2023 02:00:00 PM	37.4	189	222	55	35.0	61.3%	31.6
07/01/2023 03:00:00 PM	36.8	199	234	50	34.8	58.5%	31.1
07/01/2023 04:00:00 PM	36.4	184	217	45	34.6	56.7%	31.1
07/01/2023 05:00:00 PM	35.8	192	226	50	34.6	51.3%	30.3
07/01/2023 06:00:00 PM	36.7	141	166	55	34.8	62.7%	31.6
07/01/2023 07:00:00 PM	37.8	104	122	45	35.2	58.2%	31.5
07/01/2023 08:00:00 PM	36.7	62	73	50	34.8	57.5%	30.9
07/01/2023 09:00:00 PM	42.0	39	46	55	38.5	52.2%	32.9
07/01/2023 10:00:00 PM	38.8	28	33	45	36.4	54.5%	31.6
07/01/2023 11:00:00 PM	37.5	26	31	45	35.3	58.1%	30.9
08/01/2023 12:00:00 AM	37.5	14	17	50	35.2	76.5%	33.2
08/01/2023 01:00:00 AM	46.7	11	13	50	39.3	84.6%	36.6
08/01/2023 02:00:00 AM	40.0	4	5	50	37.5	100.0%	37.0
08/01/2023 03:00:00 AM	45.0	2	2	45	42.5	50.0%	34.5
08/01/2023 04:00:00 AM	35.0	1	1	35	32.5	100.0%	32.0
08/01/2023 05:00:00 AM	40.0	2	2	40	37.5	50.0%	27.0
08/01/2023 06:00:00 AM	35.0	2	2	35	32.5	100.0%	32.0
08/01/2023 07:00:00 AM	40.0	4	5	45	36.5	100.0%	36.2
08/01/2023 08:00:00 AM	38.3	16	19	50	36.3	63.2%	32.5
08/01/2023 09:00:00 AM	38.6	33	39	50	36.0	59.0%	31.7
08/01/2023 10:00:00 AM	37.4	82	97	45	35.3	52.6%	30.5
08/01/2023 11:00:00 AM	37.4	139	163	50	35.1	57.7%	31.5
08/01/2023 12:00:00 PM	36.5	160	188	50	34.4	62.8%	31.4
08/01/2023 01:00:00 PM	36.9	206	242	50	34.6	60.7%	31.3
08/01/2023 02:00:00 PM	37.6	184	216	50	35.3	57.9%	31.5
08/01/2023 03:00:00 PM	36.9	195	229	50	34.7	60.3%	30.9
08/01/2023 04:00:00 PM	36.3	174	205	50	34.7	51.2%	30.6
08/01/2023 05:00:00 PM	36.7	155	182	50	34.9	55.5%	31.1
08/01/2023 06:00:00 PM	37.1	117	138	50	35.1	57.2%	31.1
08/01/2023 07:00:00 PM	38.4	66	78	50	35.5	67.9%	32.4
08/01/2023 08:00:00 PM	39.4	52	61	50	36.0	63.9%	32.3
08/01/2023 09:00:00 PM	40.0	37	44	50	36.4	75.0%	34.1
08/01/2023 10:00:00 PM	42.5	18	21	55	37.5	81.0%	35.1
08/01/2023 11:00:00 PM	37.5	17	20	50	35.0	70.0%	32.3
09/01/2023 12:00:00 AM	40.0	3	4	50	39.2	75.0%	35.8
09/01/2023 01:00:00 AM	30.0	1	1	30	0.0	0.0%	27.0
09/01/2023 02:00:00 AM	40.0	1	1	40	37.5	100.0%	37.0
09/01/2023 03:00:00 AM	35.0	3	4	50	37.5	75.0%	33.3
09/01/2023 04:00:00 AM	55.0	3	3	55	40.8	100.0%	40.3
09/01/2023 05:00:00 AM	35.0	3	4	45	35.8	75.0%	32.0
09/01/2023 06:00:00 AM	39.0	8	10	45	36.4	90.0%	35.3
09/01/2023 07:00:00 AM	39.7	44	52	50	36.8	69.2%	33.5
09/01/2023 08:00:00 AM	38.2	103	121	50	35.1	71.1%	32.5
09/01/2023 09:00:00 AM	34.9	211	248	45	34.0	49.2%	30.2
09/01/2023 10:00:00 AM	37.1	200	235	50	34.9	57.4%	31.0
09/01/2023 11:00:00 AM	35.9	180	212	50	34.7	49.5%	30.3
09/01/2023 12:00:00 PM	37.2	178	210	55	34.7	65.7%	31.8

Outgoing Summary  
A170 outward 2023

from Wed-Nov-02-2022-12-00-AM to Sat-Feb-18-2023-11-59-PM

09/01/2023 01:00:00 PM	35.3	207	243	45	34.1	56.8%	30.7
09/01/2023 02:00:00 PM	37.6	183	215	50	35.1	60.5%	31.3
09/01/2023 03:00:00 PM	32.9	200	235	40	33.4	28.5%	28.1
09/01/2023 04:00:00 PM	36.8	216	254	50	35.1	52.0%	30.8
09/01/2023 05:00:00 PM	34.7	270	318	45	34.1	50.0%	30.1
09/01/2023 06:00:00 PM	36.5	228	268	45	34.5	58.6%	31.0
09/01/2023 07:00:00 PM	38.1	120	141	50	35.5	61.0%	32.0
09/01/2023 08:00:00 PM	38.2	67	79	45	35.2	67.1%	32.0
09/01/2023 09:00:00 PM	39.6	39	46	50	36.4	69.6%	33.2
09/01/2023 10:00:00 PM	36.5	51	60	50	34.7	60.0%	30.9
09/01/2023 11:00:00 PM	39.3	25	29	45	36.6	55.2%	32.0
10/01/2023 12:00:00 AM	40.0	6	7	50	37.5	85.7%	35.6
10/01/2023 01:00:00 AM	40.0	2	2	40	35.0	100.0%	34.5
10/01/2023 02:00:00 AM	45.0	2	2	45	40.0	100.0%	39.5
10/01/2023 03:00:00 AM	35.0	1	1	35	32.5	100.0%	32.0
10/01/2023 04:00:00 AM	40.0	2	2	40	35.0	100.0%	34.5
10/01/2023 05:00:00 AM	40.0	1	1	40	37.5	100.0%	37.0
10/01/2023 06:00:00 AM	45.0	8	9	50	38.8	88.9%	37.1
10/01/2023 07:00:00 AM	39.4	31	37	45	35.9	75.7%	33.8
10/01/2023 08:00:00 AM	37.3	106	125	45	35.0	56.8%	31.3
10/01/2023 09:00:00 AM	34.3	207	243	45	33.9	42.4%	29.4
10/01/2023 10:00:00 AM	36.2	177	208	45	34.6	52.4%	30.7
10/01/2023 11:00:00 AM	35.4	173	204	45	34.2	57.4%	31.0
10/01/2023 12:00:00 PM	37.2	144	169	45	34.8	59.2%	31.6
10/01/2023 01:00:00 PM	38.4	139	164	50	35.7	62.2%	32.5
10/01/2023 02:00:00 PM	36.5	143	168	50	34.8	53.6%	30.9
10/01/2023 03:00:00 PM	35.6	171	201	45	34.3	51.7%	30.3
10/01/2023 04:00:00 PM	34.7	230	271	50	34.4	42.8%	29.6
10/01/2023 05:00:00 PM	34.7	196	230	50	34.1	50.0%	30.1
10/01/2023 06:00:00 PM	34.8	242	285	50	34.2	48.8%	30.0
10/01/2023 07:00:00 PM	36.9	162	190	50	35.0	54.7%	30.8
10/01/2023 08:00:00 PM	38.8	76	89	60	36.2	58.4%	31.9
10/01/2023 09:00:00 PM	40.6	54	64	50	36.9	64.1%	33.0
10/01/2023 10:00:00 PM	40.0	29	34	50	36.8	58.8%	32.6
10/01/2023 11:00:00 PM	39.0	22	26	45	37.1	46.2%	31.2
11/01/2023 12:00:00 AM	35.0	11	13	45	35.0	46.2%	30.3
11/01/2023 01:00:00 AM	55.0	3	3	55	45.0	66.7%	38.7
11/01/2023 02:00:00 AM	35.0	3	3	35	32.5	33.3%	27.0
11/01/2023 03:00:00 AM	45.0	1	1	45	42.5	100.0%	42.0
11/01/2023 04:00:00 AM	40.0	3	3	40	35.8	100.0%	35.7
11/01/2023 05:00:00 AM	35.0	4	5	45	35.8	60.0%	32.4
11/01/2023 06:00:00 AM	45.0	12	14	55	40.0	85.7%	38.0
11/01/2023 07:00:00 AM	41.4	38	45	50	37.9	57.8%	32.9
11/01/2023 08:00:00 AM	38.1	113	133	45	35.1	69.2%	32.4
11/01/2023 09:00:00 AM	35.0	234	275	55	34.5	46.9%	29.9
11/01/2023 10:00:00 AM	36.5	188	221	60	34.7	57.0%	31.2
11/01/2023 11:00:00 AM	37.8	173	204	50	35.3	60.8%	31.8

Outgoing Summary  
A170 outward 2023

from Wed-Nov-02-2022-12-00-AM to Sat-Feb-18-2023-11-59-PM

11/01/2023 12:00:00 PM	37.6	162	191	50	35.3	56.5%	31.4
11/01/2023 01:00:00 PM	37.5	192	226	55	35.4	54.4%	31.1
11/01/2023 02:00:00 PM	37.0	169	199	55	34.9	60.3%	31.3
11/01/2023 03:00:00 PM	35.2	181	213	50	34.6	51.6%	30.4
11/01/2023 04:00:00 PM	35.5	260	306	45	34.5	48.7%	30.3
11/01/2023 05:00:00 PM	35.0	246	289	50	34.4	48.1%	29.9
11/01/2023 06:00:00 PM	34.9	256	301	55	34.4	48.2%	30.1
11/01/2023 07:00:00 PM	36.9	152	179	55	35.2	52.0%	30.9
11/01/2023 08:00:00 PM	38.2	82	96	50	35.1	65.6%	32.0
11/01/2023 09:00:00 PM	39.6	49	58	55	36.2	72.4%	33.3
11/01/2023 10:00:00 PM	38.8	61	72	50	35.6	59.7%	31.9
11/01/2023 11:00:00 PM	38.6	29	34	50	36.9	47.1%	31.3
12/01/2023 12:00:00 AM	37.5	8	10	50	37.5	50.0%	31.6
12/01/2023 01:00:00 AM	35.0	1	1	35	32.5	100.0%	32.0
12/01/2023 02:00:00 AM	40.0	3	4	50	39.2	75.0%	35.8
12/01/2023 03:00:00 AM	0.0	0	0	0	0.0	0.0%	0.0
12/01/2023 04:00:00 AM	45.0	2	2	45	37.5	100.0%	37.0
12/01/2023 05:00:00 AM	35.0	2	2	35	32.5	50.0%	29.5
12/01/2023 06:00:00 AM	47.5	4	5	50	40.5	100.0%	40.0
12/01/2023 07:00:00 AM	41.7	42	49	60	36.8	73.5%	34.1
12/01/2023 08:00:00 AM	36.2	105	124	50	34.3	62.1%	31.0
12/01/2023 09:00:00 AM	34.8	235	276	50	34.3	45.7%	29.9
12/01/2023 10:00:00 AM	35.5	202	238	45	34.3	52.9%	30.6
12/01/2023 11:00:00 AM	35.7	149	175	60	34.7	51.4%	30.7
12/01/2023 12:00:00 PM	35.9	201	236	45	34.3	56.4%	30.9
12/01/2023 01:00:00 PM	36.2	220	259	50	34.5	55.6%	30.8
12/01/2023 02:00:00 PM	36.4	188	221	50	34.6	56.1%	30.8
12/01/2023 03:00:00 PM	36.5	176	207	65	35.2	50.7%	31.0
12/01/2023 04:00:00 PM	35.0	270	318	50	34.3	48.4%	30.0
12/01/2023 05:00:00 PM	34.7	261	307	55	34.5	42.0%	29.4
12/01/2023 06:00:00 PM	35.4	262	308	45	34.3	51.3%	30.1
12/01/2023 07:00:00 PM	37.8	165	194	50	35.3	59.8%	31.5
12/01/2023 08:00:00 PM	38.0	80	94	45	35.0	67.0%	32.0
12/01/2023 09:00:00 PM	38.2	60	71	45	35.6	63.4%	31.9
12/01/2023 10:00:00 PM	39.6	46	54	50	35.8	81.5%	34.1
12/01/2023 11:00:00 PM	40.0	28	33	50	37.5	54.5%	32.0
13/01/2023 12:00:00 AM	40.0	15	18	50	37.0	61.1%	32.1
13/01/2023 01:00:00 AM	42.5	3	4	45	38.8	100.0%	38.3
13/01/2023 02:00:00 AM	40.0	4	5	45	37.5	60.0%	32.0
13/01/2023 03:00:00 AM	50.0	2	2	50	42.5	100.0%	42.0
13/01/2023 04:00:00 AM	35.0	3	4	45	37.5	50.0%	30.8
13/01/2023 05:00:00 AM	32.5	3	4	35	32.5	50.0%	29.5
13/01/2023 06:00:00 AM	40.0	8	10	50	37.0	100.0%	36.7
13/01/2023 07:00:00 AM	41.7	29	34	50	37.5	67.6%	34.1
13/01/2023 08:00:00 AM	38.5	94	110	50	35.4	68.2%	32.5
13/01/2023 09:00:00 AM	35.7	220	259	50	34.6	46.7%	30.2
13/01/2023 10:00:00 AM	36.6	220	259	55	34.8	57.1%	31.1

Outgoing Summary  
A170 outward 2023

from Wed-Nov-02-2022-12-00-AM to Sat-Feb-18-2023-11-59-PM

13/01/2023 11:00:00 AM	36.6	179	211	50	34.9	55.5%	31.1
13/01/2023 12:00:00 PM	36.8	202	238	50	34.6	63.0%	31.4
13/01/2023 01:00:00 PM	36.7	224	263	50	34.7	52.5%	30.6
13/01/2023 02:00:00 PM	37.5	219	258	55	35.2	59.3%	31.6
13/01/2023 03:00:00 PM	35.3	241	284	50	34.1	57.0%	30.6
13/01/2023 04:00:00 PM	34.7	287	338	45	34.0	50.0%	30.0
13/01/2023 05:00:00 PM	34.6	256	301	50	34.3	43.9%	29.8
13/01/2023 06:00:00 PM	35.4	287	338	50	34.6	50.9%	30.5
13/01/2023 07:00:00 PM	37.6	144	169	50	35.4	56.8%	31.2
13/01/2023 08:00:00 PM	38.8	80	94	50	35.4	68.1%	32.4
13/01/2023 09:00:00 PM	40.0	46	54	55	37.1	70.4%	33.7
13/01/2023 10:00:00 PM	42.9	37	43	55	37.8	67.4%	34.1
13/01/2023 11:00:00 PM	39.4	30	35	50	36.4	62.9%	32.7
14/01/2023 12:00:00 AM	41.7	17	20	50	36.3	65.0%	32.5
14/01/2023 01:00:00 AM	40.0	8	9	45	35.0	66.7%	32.2
14/01/2023 02:00:00 AM	50.0	2	2	50	47.5	50.0%	37.0
14/01/2023 03:00:00 AM	50.0	2	2	50	47.5	50.0%	37.0
14/01/2023 04:00:00 AM	50.0	3	3	50	40.0	66.7%	35.3
14/01/2023 05:00:00 AM	35.0	3	3	35	32.5	33.3%	29.0
14/01/2023 06:00:00 AM	35.0	3	4	40	34.2	75.0%	32.0
14/01/2023 07:00:00 AM	43.3	13	15	50	37.5	73.3%	34.7
14/01/2023 08:00:00 AM	39.0	40	47	50	35.9	72.3%	33.3
14/01/2023 09:00:00 AM	38.6	94	110	50	35.4	70.9%	32.7
14/01/2023 10:00:00 AM	38.0	111	131	50	35.6	58.0%	31.8
14/01/2023 11:00:00 AM	38.2	163	192	50	35.7	56.8%	31.4
14/01/2023 12:00:00 PM	37.2	191	225	55	34.9	60.9%	31.4
14/01/2023 01:00:00 PM	36.8	199	234	60	34.9	56.0%	30.6
14/01/2023 02:00:00 PM	37.5	222	261	50	34.9	62.8%	31.6
14/01/2023 03:00:00 PM	36.7	222	261	50	34.5	60.5%	31.2
14/01/2023 04:00:00 PM	36.1	244	287	55	34.8	52.3%	30.9
14/01/2023 05:00:00 PM	35.5	209	246	50	34.5	51.6%	30.7
14/01/2023 06:00:00 PM	34.8	150	177	45	33.9	53.1%	30.3
14/01/2023 07:00:00 PM	37.6	101	119	50	35.1	63.9%	32.0
14/01/2023 08:00:00 PM	39.1	73	86	55	36.0	66.3%	32.6
14/01/2023 09:00:00 PM	38.3	54	63	55	35.9	58.7%	31.6
14/01/2023 10:00:00 PM	36.2	31	36	50	34.5	61.1%	31.0
14/01/2023 11:00:00 PM	37.8	34	40	45	34.8	70.0%	32.2
15/01/2023 12:00:00 AM	42.5	10	12	50	38.9	58.3%	33.4
15/01/2023 01:00:00 AM	35.0	9	11	45	34.2	81.8%	32.7
15/01/2023 02:00:00 AM	40.0	3	3	40	34.2	100.0%	34.0
15/01/2023 03:00:00 AM	45.0	2	2	45	42.5	50.0%	34.5
15/01/2023 04:00:00 AM	0.0	0	0	0	0.0	0.0%	0.0
15/01/2023 05:00:00 AM	55.0	3	3	55	40.8	100.0%	40.3
15/01/2023 06:00:00 AM	40.0	4	5	55	40.8	60.0%	35.2
15/01/2023 07:00:00 AM	45.0	4	5	50	38.5	100.0%	38.0
15/01/2023 08:00:00 AM	35.0	16	19	50	36.9	47.4%	30.7
15/01/2023 09:00:00 AM	39.5	39	46	50	36.6	60.9%	32.7

Outgoing Summary  
A170 outward 2023

from Wed-Nov-02-2022-12-00-AM to Sat-Feb-18-2023-11-59-PM

15/01/2023 10:00:00 AM	38.2	88	103	45	35.2	67.0%	31.8
15/01/2023 11:00:00 AM	38.1	148	174	45	35.5	58.6%	31.8
15/01/2023 12:00:00 PM	38.0	161	189	55	35.2	66.7%	32.2
15/01/2023 01:00:00 PM	38.0	196	230	50	35.1	64.3%	32.0
15/01/2023 02:00:00 PM	37.9	211	248	55	35.0	66.9%	32.1
15/01/2023 03:00:00 PM	37.0	199	234	45	34.7	59.0%	31.0
15/01/2023 04:00:00 PM	35.8	180	212	50	34.1	65.1%	31.3
15/01/2023 05:00:00 PM	37.6	184	216	45	34.9	64.8%	31.8
15/01/2023 06:00:00 PM	37.2	124	146	45	35.1	54.1%	31.0
15/01/2023 07:00:00 PM	36.8	79	93	50	35.2	50.5%	30.9
15/01/2023 08:00:00 PM	38.1	60	70	45	35.3	55.7%	31.0
15/01/2023 09:00:00 PM	37.0	37	44	55	35.2	63.6%	31.8
15/01/2023 10:00:00 PM	40.8	32	38	50	37.3	63.2%	33.3
15/01/2023 11:00:00 PM	40.0	14	16	55	37.5	68.8%	33.8
16/01/2023 12:00:00 AM	40.0	6	7	45	36.5	71.4%	33.4
16/01/2023 01:00:00 AM	50.0	3	3	50	40.8	100.0%	40.3
16/01/2023 02:00:00 AM	55.0	3	3	55	40.8	100.0%	40.3
16/01/2023 03:00:00 AM	40.0	2	2	40	35.0	100.0%	34.5
16/01/2023 04:00:00 AM	40.0	1	1	40	37.5	100.0%	37.0
16/01/2023 05:00:00 AM	35.0	4	5	50	37.5	60.0%	31.0
16/01/2023 06:00:00 AM	35.0	6	7	40	33.8	57.1%	30.7
16/01/2023 07:00:00 AM	39.0	40	47	45	35.4	72.3%	32.9
16/01/2023 08:00:00 AM	36.9	105	123	55	34.9	56.9%	31.3
16/01/2023 09:00:00 AM	34.4	207	244	50	34.1	43.0%	29.8
16/01/2023 10:00:00 AM	38.1	196	230	50	35.7	56.1%	31.5
16/01/2023 11:00:00 AM	35.4	194	228	50	34.7	46.5%	30.1
16/01/2023 12:00:00 PM	34.5	146	172	45	33.7	54.1%	30.4
16/01/2023 01:00:00 PM	**No Data**						
16/01/2023 02:00:00 PM	36.3	164	193	50	34.6	56.0%	30.7
16/01/2023 03:00:00 PM	35.9	187	220	55	34.6	53.6%	30.5
16/01/2023 04:00:00 PM	35.7	221	260	50	34.8	45.0%	30.3
16/01/2023 05:00:00 PM	34.6	244	287	45	34.2	46.3%	29.8
16/01/2023 06:00:00 PM	35.1	228	268	45	34.2	48.5%	29.9
16/01/2023 07:00:00 PM	36.7	133	157	50	35.2	51.6%	30.8
16/01/2023 08:00:00 PM	36.5	84	99	50	34.9	57.6%	31.3
16/01/2023 09:00:00 PM	37.7	48	56	45	35.2	57.1%	31.1
16/01/2023 10:00:00 PM	38.6	39	46	45	36.4	47.8%	31.3
16/01/2023 11:00:00 PM	35.0	20	23	45	34.3	47.8%	30.1
17/01/2023 12:00:00 AM	40.0	9	11	55	37.5	72.7%	34.4
17/01/2023 01:00:00 AM	40.0	4	5	45	39.2	60.0%	34.0
17/01/2023 02:00:00 AM	0.0	0	0	0	0.0	0.0%	0.0
17/01/2023 03:00:00 AM	0.0	0	0	0	0.0	0.0%	0.0
17/01/2023 04:00:00 AM	0.0	0	0	0	0.0	0.0%	0.0
17/01/2023 05:00:00 AM	35.0	4	5	40	34.2	60.0%	30.0
17/01/2023 06:00:00 AM	40.0	7	8	45	35.0	75.0%	32.9
17/01/2023 07:00:00 AM	41.7	26	30	45	36.8	73.3%	34.0
17/01/2023 08:00:00 AM	38.3	96	113	50	36.1	52.2%	31.3



Outgoing Summary  
A170 outward 2023

from Wed-Nov-02-2022-12-00-AM to Sat-Feb-18-2023-11-59-PM

17/01/2023 09:00:00 AM	37.1	209	246	50	34.9	57.3%	31.2
17/01/2023 10:00:00 AM	37.6	199	234	50	34.9	63.7%	31.9
17/01/2023 11:00:00 AM	38.2	167	196	50	35.3	64.3%	32.4
17/01/2023 12:00:00 PM	34.9	167	197	45	34.0	55.8%	30.4
17/01/2023 01:00:00 PM	35.8	182	214	50	34.5	53.7%	30.4
17/01/2023 02:00:00 PM	36.0	151	178	45	34.6	56.2%	30.6
17/01/2023 03:00:00 PM	36.3	205	241	55	34.5	56.4%	30.9
17/01/2023 04:00:00 PM	34.9	249	293	50	34.4	48.1%	29.9
17/01/2023 05:00:00 PM	34.7	283	333	50	34.3	45.0%	30.0
17/01/2023 06:00:00 PM	36.2	246	290	45	34.7	50.0%	30.3
17/01/2023 07:00:00 PM	36.6	181	213	60	34.7	57.7%	31.2
17/01/2023 08:00:00 PM	39.5	86	101	55	36.3	62.4%	32.5
17/01/2023 09:00:00 PM	39.0	50	59	50	35.8	72.9%	33.2
17/01/2023 10:00:00 PM	40.0	26	30	55	37.2	63.3%	33.2
17/01/2023 11:00:00 PM	40.0	19	22	55	38.8	68.2%	34.5
18/01/2023 12:00:00 AM	38.3	7	8	40	35.0	75.0%	32.8
18/01/2023 01:00:00 AM	35.0	3	4	45	37.5	50.0%	32.3
18/01/2023 02:00:00 AM	40.0	2	2	40	35.0	100.0%	34.5
18/01/2023 03:00:00 AM	40.0	1	1	40	37.5	100.0%	37.0
18/01/2023 04:00:00 AM	37.5	3	4	40	35.0	100.0%	34.8
18/01/2023 05:00:00 AM	45.0	3	3	45	37.5	66.7%	33.7
18/01/2023 06:00:00 AM	40.0	6	7	45	35.5	71.4%	32.7
18/01/2023 07:00:00 AM	40.0	40	47	55	37.2	66.0%	33.7
18/01/2023 08:00:00 AM	38.6	119	140	60	36.0	60.0%	31.8
18/01/2023 09:00:00 AM	34.7	226	266	45	34.1	47.0%	29.8
18/01/2023 10:00:00 AM	37.6	193	227	50	35.7	50.7%	30.8
18/01/2023 11:00:00 AM	37.3	166	195	50	35.1	57.9%	31.4
18/01/2023 12:00:00 PM	37.4	164	193	50	34.6	71.5%	32.2
18/01/2023 01:00:00 PM	38.1	193	227	50	35.5	59.5%	31.9
18/01/2023 02:00:00 PM	36.4	181	213	50	34.5	57.3%	31.0
18/01/2023 03:00:00 PM	35.8	191	225	50	34.5	52.0%	30.5
18/01/2023 04:00:00 PM	35.8	235	276	50	34.5	55.4%	30.7
18/01/2023 05:00:00 PM	35.5	255	300	50	34.7	42.3%	29.7
18/01/2023 06:00:00 PM	35.3	245	288	55	34.4	53.8%	30.6
18/01/2023 07:00:00 PM	35.8	150	177	50	34.5	53.7%	30.3
18/01/2023 08:00:00 PM	35.9	89	105	45	34.3	57.1%	30.9
18/01/2023 09:00:00 PM	39.3	42	50	55	36.8	68.0%	33.3
18/01/2023 10:00:00 PM	39.7	44	52	50	37.5	59.6%	33.0
18/01/2023 11:00:00 PM	37.9	24	28	55	36.7	46.4%	31.5
19/01/2023 12:00:00 AM	40.0	14	16	45	35.5	62.5%	31.9
19/01/2023 01:00:00 AM	47.5	3	4	50	41.3	100.0%	40.8
19/01/2023 02:00:00 AM	45.0	3	3	45	35.8	100.0%	35.3
19/01/2023 03:00:00 AM	30.0	1	1	30	0.0	0.0%	27.0
19/01/2023 04:00:00 AM	45.0	2	2	45	42.5	50.0%	34.5
19/01/2023 05:00:00 AM	55.0	3	3	55	45.0	66.7%	38.7
19/01/2023 06:00:00 AM	47.5	5	6	50	39.5	83.3%	37.0
19/01/2023 07:00:00 AM	39.2	35	41	45	35.8	73.2%	33.3

Outgoing Summary  
A170 outward 2023

from Wed-Nov-02-2022-12-00-AM to Sat-Feb-18-2023-11-59-PM

19/01/2023 08:00:00 AM	38.5	114	134	50	35.6	64.2%	32.2
19/01/2023 09:00:00 AM	35.7	206	242	50	34.4	54.1%	30.7
19/01/2023 10:00:00 AM	37.7	171	201	50	35.2	60.7%	31.5
19/01/2023 11:00:00 AM	37.3	176	207	45	34.6	65.7%	31.8
19/01/2023 12:00:00 PM	36.2	185	218	50	34.4	58.7%	30.8
19/01/2023 01:00:00 PM	36.7	201	237	45	34.5	60.8%	31.2
19/01/2023 02:00:00 PM	37.2	215	253	60	35.1	58.1%	31.4
19/01/2023 03:00:00 PM	34.9	218	256	45	34.3	49.6%	29.8
19/01/2023 04:00:00 PM	35.0	266	313	50	34.2	50.5%	30.1
19/01/2023 05:00:00 PM	34.6	251	295	45	33.8	50.2%	29.9
19/01/2023 06:00:00 PM	35.0	282	332	50	34.2	47.0%	29.7
19/01/2023 07:00:00 PM	37.1	134	158	45	35.1	52.5%	30.9
19/01/2023 08:00:00 PM	36.8	78	92	50	34.9	54.3%	31.2
19/01/2023 09:00:00 PM	35.0	56	66	50	34.1	68.2%	31.4
19/01/2023 10:00:00 PM	38.5	47	55	55	36.2	56.4%	31.6
19/01/2023 11:00:00 PM	40.0	26	31	50	37.5	74.2%	34.6
20/01/2023 12:00:00 AM	42.5	7	8	45	36.9	100.0%	36.5
20/01/2023 01:00:00 AM	43.8	9	11	50	39.4	72.7%	35.5
20/01/2023 02:00:00 AM	0.0	0	0	0	0.0	0.0%	0.0
20/01/2023 03:00:00 AM	0.0	0	0	0	0.0	0.0%	0.0
20/01/2023 04:00:00 AM	45.0	1	1	45	42.5	100.0%	42.0
20/01/2023 05:00:00 AM	42.5	3	4	45	42.5	50.0%	34.8
20/01/2023 06:00:00 AM	39.2	9	11	50	37.5	81.8%	35.4
20/01/2023 07:00:00 AM	39.0	23	27	50	35.5	74.1%	33.3
20/01/2023 08:00:00 AM	35.7	105	124	50	34.7	53.2%	30.8
20/01/2023 09:00:00 AM	34.9	214	252	50	34.3	50.4%	30.3
20/01/2023 10:00:00 AM	36.0	200	235	50	34.5	56.2%	30.7
20/01/2023 11:00:00 AM	36.3	178	209	50	34.6	56.9%	30.9
20/01/2023 12:00:00 PM	36.1	197	232	55	34.7	54.7%	30.8
20/01/2023 01:00:00 PM	37.3	218	256	50	35.2	53.5%	31.1
20/01/2023 02:00:00 PM	37.3	216	254	50	35.0	58.3%	31.3
20/01/2023 03:00:00 PM	35.3	244	287	50	34.3	51.6%	30.3
20/01/2023 04:00:00 PM	34.8	278	327	50	34.5	46.2%	29.9
20/01/2023 05:00:00 PM	35.5	284	334	50	34.6	47.0%	30.1
20/01/2023 06:00:00 PM	35.0	263	309	55	34.5	51.1%	30.4
20/01/2023 07:00:00 PM	36.3	166	195	50	34.6	54.9%	30.8
20/01/2023 08:00:00 PM	38.2	88	104	55	35.8	56.7%	31.5
20/01/2023 09:00:00 PM	39.6	65	76	55	36.6	59.2%	31.8
20/01/2023 10:00:00 PM	37.5	46	54	50	35.6	50.0%	30.6
20/01/2023 11:00:00 PM	40.0	40	47	50	36.0	70.2%	33.1
21/01/2023 12:00:00 AM	42.5	16	19	50	38.4	57.9%	33.6
21/01/2023 01:00:00 AM	42.5	6	7	45	38.5	71.4%	35.0
21/01/2023 02:00:00 AM	50.0	3	3	50	42.5	66.7%	37.0
21/01/2023 03:00:00 AM	30.0	1	1	30	0.0	0.0%	27.0
21/01/2023 04:00:00 AM	40.0	3	3	40	35.0	66.7%	32.0
21/01/2023 05:00:00 AM	35.0	4	5	45	35.0	80.0%	33.0
21/01/2023 06:00:00 AM	35.0	3	4	40	34.2	75.0%	32.0

21/01/2023 07:00:00 AM	42.5	9	11	50	38.8	72.7%	35.5
21/01/2023 08:00:00 AM	37.5	32	38	45	35.2	57.9%	31.1
21/01/2023 09:00:00 AM	38.3	94	111	50	35.7	64.9%	32.4
21/01/2023 10:00:00 AM	37.7	111	131	50	35.2	60.3%	31.4
21/01/2023 11:00:00 AM	36.5	156	184	45	34.7	54.3%	30.8
21/01/2023 12:00:00 PM	37.6	199	234	45	35.2	57.7%	31.3
21/01/2023 01:00:00 PM	37.0	224	263	50	34.6	62.0%	31.3
21/01/2023 02:00:00 PM	37.1	227	267	50	34.9	58.4%	31.4
21/01/2023 03:00:00 PM	34.9	220	259	45	34.3	45.6%	29.9
21/01/2023 04:00:00 PM	36.2	207	243	50	34.5	59.7%	31.1
21/01/2023 05:00:00 PM	37.1	218	257	55	35.2	54.5%	31.0
21/01/2023 06:00:00 PM	35.8	155	182	45	34.4	48.4%	30.3
21/01/2023 07:00:00 PM	38.6	114	134	55	35.8	64.2%	32.3
21/01/2023 08:00:00 PM	38.3	63	74	45	35.3	63.5%	31.7
21/01/2023 09:00:00 PM	35.0	44	52	45	34.8	42.3%	29.8
21/01/2023 10:00:00 PM	39.3	32	38	50	37.0	55.3%	31.4
21/01/2023 11:00:00 PM	34.6	43	51	40	34.3	39.2%	28.6
22/01/2023 12:00:00 AM	41.7	20	23	50	36.0	73.9%	33.5
22/01/2023 01:00:00 AM	40.0	12	14	50	36.4	64.3%	32.1
22/01/2023 02:00:00 AM	40.0	3	3	40	35.8	100.0%	35.7
22/01/2023 03:00:00 AM	45.0	1	1	45	42.5	100.0%	42.0
22/01/2023 04:00:00 AM	45.0	3	3	45	37.5	66.7%	33.7
22/01/2023 05:00:00 AM	0.0	0	0	0	0.0	0.0%	0.0
22/01/2023 06:00:00 AM	45.0	4	5	65	43.8	80.0%	40.0
22/01/2023 07:00:00 AM	43.3	8	9	45	40.0	66.7%	35.6
22/01/2023 08:00:00 AM	38.3	19	22	50	36.5	45.5%	30.7
22/01/2023 09:00:00 AM	40.0	29	34	45	36.3	58.8%	32.2
22/01/2023 10:00:00 AM	37.6	72	85	50	35.5	57.6%	31.4
22/01/2023 11:00:00 AM	37.2	117	138	45	35.0	56.5%	31.0
22/01/2023 12:00:00 PM	37.5	146	172	55	35.1	61.0%	31.6
22/01/2023 01:00:00 PM	37.2	179	211	45	35.0	55.9%	30.8
22/01/2023 02:00:00 PM	35.6	171	201	50	34.2	60.2%	30.9
22/01/2023 03:00:00 PM	36.1	178	210	50	35.0	47.6%	30.5
22/01/2023 04:00:00 PM	36.7	167	196	55	35.1	52.6%	31.0
22/01/2023 05:00:00 PM	35.2	148	174	50	34.2	55.2%	30.5
22/01/2023 06:00:00 PM	37.2	94	110	45	34.6	62.7%	31.5
22/01/2023 07:00:00 PM	38.2	72	85	45	35.2	69.4%	32.5
22/01/2023 08:00:00 PM	37.6	54	64	55	35.3	64.1%	31.9
22/01/2023 09:00:00 PM	40.7	47	55	50	37.2	60.0%	32.6
22/01/2023 10:00:00 PM	38.0	20	23	45	35.4	52.2%	31.5
22/01/2023 11:00:00 PM	35.0	15	18	50	35.7	61.1%	32.1
23/01/2023 12:00:00 AM	45.0	5	6	50	40.8	50.0%	31.2
23/01/2023 01:00:00 AM	43.3	4	5	45	41.3	80.0%	38.2
23/01/2023 02:00:00 AM	50.0	1	1	50	47.5	100.0%	47.0
23/01/2023 03:00:00 AM	60.0	3	3	60	57.5	33.3%	35.3
23/01/2023 04:00:00 AM	40.0	3	3	40	35.8	100.0%	35.3
23/01/2023 05:00:00 AM	30.0	3	3	30	0.0	0.0%	22.0

23/01/2023 06:00:00 AM	37.5	5	6	40	35.8	50.0%	31.3
23/01/2023 07:00:00 AM	44.2	31	36	50	38.8	63.9%	34.3
23/01/2023 08:00:00 AM	37.1	110	130	55	35.3	53.8%	31.3
23/01/2023 09:00:00 AM	35.6	207	244	50	34.5	48.0%	30.2
23/01/2023 10:00:00 AM	36.3	194	228	55	34.9	53.1%	30.8
23/01/2023 11:00:00 AM	34.1	180	212	50	33.9	44.3%	29.6
23/01/2023 12:00:00 PM	35.2	179	211	50	34.6	52.1%	30.5
23/01/2023 01:00:00 PM	35.6	173	203	50	34.6	47.8%	30.2
23/01/2023 02:00:00 PM	34.9	156	183	50	34.2	52.5%	30.4
23/01/2023 03:00:00 PM	35.2	217	255	50	34.2	53.3%	30.3
23/01/2023 04:00:00 PM	34.7	233	274	50	34.5	42.3%	29.8
23/01/2023 05:00:00 PM	35.8	218	257	50	34.4	51.8%	30.6
23/01/2023 06:00:00 PM	36.4	224	263	50	34.6	55.9%	30.8
23/01/2023 07:00:00 PM	38.1	131	154	55	36.0	53.2%	31.3
23/01/2023 08:00:00 PM	36.7	78	92	50	35.1	54.3%	31.2
23/01/2023 09:00:00 PM	38.8	60	71	50	36.7	52.1%	31.1
23/01/2023 10:00:00 PM	39.3	38	45	50	37.3	46.7%	31.8
23/01/2023 11:00:00 PM	40.0	22	26	50	38.4	42.3%	30.6
24/01/2023 12:00:00 AM	35.0	8	9	40	33.3	66.7%	31.2
24/01/2023 01:00:00 AM	45.0	2	2	45	42.5	50.0%	34.5
24/01/2023 02:00:00 AM	40.0	3	3	40	34.2	100.0%	33.7
24/01/2023 03:00:00 AM	0.0	0	0	0	0.0	0.0%	0.0
24/01/2023 04:00:00 AM	35.0	1	1	35	32.5	100.0%	32.0
24/01/2023 05:00:00 AM	30.0	1	1	30	0.0	0.0%	27.0
24/01/2023 06:00:00 AM	38.8	8	10	45	36.8	70.0%	33.8
24/01/2023 07:00:00 AM	40.0	24	28	55	37.5	60.7%	33.4
24/01/2023 08:00:00 AM	36.5	122	144	45	34.7	53.5%	30.9
24/01/2023 09:00:00 AM	34.5	230	271	45	34.0	44.3%	29.6
24/01/2023 10:00:00 AM	37.7	177	208	55	35.6	53.4%	31.2
24/01/2023 11:00:00 AM	35.2	156	183	45	34.6	46.4%	30.1
24/01/2023 12:00:00 PM	35.2	190	224	45	34.3	50.9%	30.4
24/01/2023 01:00:00 PM	34.5	211	248	45	33.7	48.4%	29.9
24/01/2023 02:00:00 PM	36.0	204	240	50	34.5	55.4%	30.8
24/01/2023 03:00:00 PM	34.9	173	204	50	34.3	47.1%	30.1
24/01/2023 04:00:00 PM	34.6	233	274	50	34.1	46.7%	29.9
24/01/2023 05:00:00 PM	35.9	285	335	50	34.6	52.2%	30.6
24/01/2023 06:00:00 PM	35.3	226	266	45	34.0	59.4%	30.7
24/01/2023 07:00:00 PM	35.7	143	168	45	34.3	53.6%	30.6
24/01/2023 08:00:00 PM	35.8	69	81	50	34.5	53.1%	30.9
24/01/2023 09:00:00 PM	38.5	50	59	50	35.8	67.8%	32.3
24/01/2023 10:00:00 PM	35.0	28	33	50	35.3	48.5%	30.7
24/01/2023 11:00:00 PM	36.0	29	34	45	34.4	52.9%	30.5
25/01/2023 12:00:00 AM	42.5	6	7	45	37.5	71.4%	33.7
25/01/2023 01:00:00 AM	35.0	2	2	35	32.5	50.0%	27.0
25/01/2023 02:00:00 AM	0.0	0	0	0	0.0	0.0%	0.0
25/01/2023 03:00:00 AM	0.0	0	0	0	0.0	0.0%	0.0
25/01/2023 04:00:00 AM	40.0	6	7	45	36.5	71.4%	33.6

25/01/2023 05:00:00 AM	50.0	3	4	60	45.8	75.0%	40.8
25/01/2023 06:00:00 AM	35.0	5	6	45	34.2	100.0%	33.8
25/01/2023 07:00:00 AM	41.7	30	35	50	36.9	68.6%	33.6
25/01/2023 08:00:00 AM	37.4	118	139	55	35.5	52.5%	31.2
25/01/2023 09:00:00 AM	34.7	231	272	45	34.2	45.2%	29.9
25/01/2023 10:00:00 AM	36.2	209	246	50	35.0	52.0%	30.9
25/01/2023 11:00:00 AM	34.8	211	248	50	34.4	48.0%	30.2
25/01/2023 12:00:00 PM	36.6	187	220	45	34.8	53.2%	30.9
25/01/2023 01:00:00 PM	34.8	205	241	50	34.1	48.5%	29.7
25/01/2023 02:00:00 PM	36.1	165	194	45	34.3	60.3%	31.0
25/01/2023 03:00:00 PM	34.9	191	225	55	34.4	49.3%	30.4
25/01/2023 04:00:00 PM	34.9	242	285	55	34.3	50.5%	30.1
25/01/2023 05:00:00 PM	34.6	258	303	45	34.1	45.5%	29.7
25/01/2023 06:00:00 PM	34.8	247	291	45	34.2	47.1%	29.9
25/01/2023 07:00:00 PM	35.5	155	182	50	34.4	57.1%	30.8
25/01/2023 08:00:00 PM	34.9	97	114	50	34.4	55.3%	30.4
25/01/2023 09:00:00 PM	39.5	48	56	50	35.9	67.9%	33.0
25/01/2023 10:00:00 PM	34.5	64	75	45	34.4	38.7%	29.0
25/01/2023 11:00:00 PM	37.5	24	28	50	36.1	50.0%	30.4
26/01/2023 12:00:00 AM	41.7	13	15	45	36.4	60.0%	32.3
26/01/2023 01:00:00 AM	40.0	3	3	40	37.5	100.0%	37.0
26/01/2023 02:00:00 AM	55.0	3	3	55	44.2	100.0%	43.7
26/01/2023 03:00:00 AM	30.0	1	1	30	0.0	0.0%	27.0
26/01/2023 04:00:00 AM	35.0	3	3	35	32.5	33.3%	28.7
26/01/2023 05:00:00 AM	45.0	1	1	45	42.5	100.0%	42.0
26/01/2023 06:00:00 AM	43.3	10	12	50	39.0	83.3%	36.8
26/01/2023 07:00:00 AM	38.6	38	45	50	36.6	48.9%	31.3
26/01/2023 08:00:00 AM	37.2	110	130	50	35.2	57.7%	31.6
26/01/2023 09:00:00 AM	34.3	218	256	45	33.6	47.7%	29.8
26/01/2023 10:00:00 AM	34.9	189	222	45	34.0	52.3%	30.2
26/01/2023 11:00:00 AM	36.0	183	215	50	34.5	55.3%	30.8
26/01/2023 12:00:00 PM	37.0	180	212	50	35.0	55.7%	31.2
26/01/2023 01:00:00 PM	34.7	197	232	70	34.4	44.8%	29.8
26/01/2023 02:00:00 PM	34.5	204	240	55	34.0	48.3%	29.8
26/01/2023 03:00:00 PM	34.7	222	261	45	34.0	49.8%	30.0
26/01/2023 04:00:00 PM	34.1	264	311	50	34.2	38.6%	29.0
26/01/2023 05:00:00 PM	35.4	256	301	50	34.5	49.2%	30.1
26/01/2023 06:00:00 PM	34.9	241	284	45	34.3	48.9%	30.0
26/01/2023 07:00:00 PM	37.5	161	189	55	35.2	59.3%	31.4
26/01/2023 08:00:00 PM	37.4	94	111	50	34.9	64.0%	31.7
26/01/2023 09:00:00 PM	40.0	45	53	55	37.1	64.2%	33.2
26/01/2023 10:00:00 PM	38.6	55	65	55	36.3	63.1%	32.6
26/01/2023 11:00:00 PM	40.0	23	27	45	36.7	66.7%	32.9
27/01/2023 12:00:00 AM	37.5	16	19	45	35.0	63.2%	31.7
27/01/2023 01:00:00 AM	38.3	4	5	40	36.3	80.0%	34.2
27/01/2023 02:00:00 AM	35.0	2	2	35	32.5	50.0%	29.5
27/01/2023 03:00:00 AM	45.0	2	2	45	40.0	100.0%	39.5

Outgoing Summary  
A170 outward 2023

from Wed-Nov-02-2022-12-00-AM to Sat-Feb-18-2023-11-59-PM

27/01/2023 04:00:00 AM	50.0	2	2	50	40.0	100.0%	39.5
27/01/2023 05:00:00 AM	40.0	3	3	40	35.0	66.7%	32.0
27/01/2023 06:00:00 AM	42.5	4	5	45	37.5	100.0%	37.0
27/01/2023 07:00:00 AM	46.0	27	32	55	40.1	78.1%	37.2
27/01/2023 08:00:00 AM	37.5	101	119	50	35.3	58.8%	31.8
27/01/2023 09:00:00 AM	34.9	215	253	45	34.4	43.9%	29.7
27/01/2023 10:00:00 AM	37.2	216	254	50	35.1	55.5%	31.1
27/01/2023 11:00:00 AM	35.8	221	260	50	34.8	46.9%	30.3
27/01/2023 12:00:00 PM	36.4	206	242	45	34.4	59.9%	31.3
27/01/2023 01:00:00 PM	36.6	254	299	45	34.8	51.8%	30.6
27/01/2023 02:00:00 PM	34.9	225	265	45	34.1	50.6%	30.3
27/01/2023 03:00:00 PM	35.1	266	313	50	34.3	49.2%	30.0
27/01/2023 04:00:00 PM	34.8	292	343	45	34.3	45.5%	29.8
27/01/2023 05:00:00 PM	36.5	274	322	45	34.8	53.7%	30.9
27/01/2023 06:00:00 PM	34.9	282	332	45	34.3	46.1%	29.8
27/01/2023 07:00:00 PM	38.3	167	197	60	36.1	56.9%	31.9
27/01/2023 08:00:00 PM	37.5	105	123	55	35.3	56.1%	31.4
27/01/2023 09:00:00 PM	37.7	55	65	50	35.0	67.7%	32.3
27/01/2023 10:00:00 PM	37.3	43	51	45	34.8	64.7%	31.7
27/01/2023 11:00:00 PM	38.6	40	47	50	35.8	61.7%	31.9
28/01/2023 12:00:00 AM	42.5	12	14	55	39.0	71.4%	35.4
28/01/2023 01:00:00 AM	42.5	7	8	45	37.5	62.5%	33.4
28/01/2023 02:00:00 AM	45.0	3	4	55	43.8	100.0%	43.3
28/01/2023 03:00:00 AM	45.0	1	1	45	42.5	100.0%	42.0
28/01/2023 04:00:00 AM	45.0	4	5	50	39.5	100.0%	39.0
28/01/2023 05:00:00 AM	40.0	3	4	45	37.5	75.0%	34.5
28/01/2023 06:00:00 AM	45.0	8	9	50	39.5	55.6%	33.8
28/01/2023 07:00:00 AM	43.3	19	22	50	37.8	68.2%	33.7
28/01/2023 08:00:00 AM	39.2	39	46	50	36.2	67.4%	32.7
28/01/2023 09:00:00 AM	39.4	98	115	55	36.2	62.6%	32.4
28/01/2023 10:00:00 AM	36.9	140	165	50	34.9	57.0%	31.1
28/01/2023 11:00:00 AM	36.8	208	245	50	35.2	53.9%	30.9
28/01/2023 12:00:00 PM	37.4	187	220	50	35.2	57.3%	31.3
28/01/2023 01:00:00 PM	37.1	208	245	55	35.2	54.3%	31.0
28/01/2023 02:00:00 PM	37.5	218	257	50	35.3	55.6%	31.2
28/01/2023 03:00:00 PM	37.1	218	256	50	34.9	55.9%	31.1
28/01/2023 04:00:00 PM	35.0	219	258	50	34.2	52.7%	30.4
28/01/2023 05:00:00 PM	37.3	220	259	55	35.0	59.5%	31.6
28/01/2023 06:00:00 PM	36.1	161	189	45	34.6	50.8%	30.4
28/01/2023 07:00:00 PM	37.5	108	127	55	35.6	52.8%	31.0
28/01/2023 08:00:00 PM	37.9	86	101	50	35.2	64.4%	32.1
28/01/2023 09:00:00 PM	41.2	44	52	55	37.2	65.4%	33.3
28/01/2023 10:00:00 PM	36.4	39	46	50	35.0	56.5%	30.8
28/01/2023 11:00:00 PM	37.9	49	58	50	35.3	65.5%	32.0
29/01/2023 12:00:00 AM	39.4	24	28	55	36.2	82.1%	34.5
29/01/2023 01:00:00 AM	36.7	9	11	40	35.5	45.5%	30.5
29/01/2023 02:00:00 AM	55.0	3	3	55	42.5	66.7%	37.0

Outgoing Summary  
A170 outward 2023

from Wed-Nov-02-2022-12-00-AM to Sat-Feb-18-2023-11-59-PM

29/01/2023 03:00:00 AM	45.0	2	2	45	37.5	100.0%	37.0
29/01/2023 04:00:00 AM	40.0	2	2	40	37.5	100.0%	37.0
29/01/2023 05:00:00 AM	40.0	3	3	40	34.2	100.0%	33.7
29/01/2023 06:00:00 AM	40.0	3	3	40	34.2	100.0%	33.7
29/01/2023 07:00:00 AM	38.3	9	11	45	35.6	72.7%	33.2
29/01/2023 08:00:00 AM	42.5	23	27	50	37.8	70.4%	34.1
29/01/2023 09:00:00 AM	37.5	47	55	50	35.4	52.7%	30.9
29/01/2023 10:00:00 AM	37.6	88	104	50	35.2	59.6%	31.4
29/01/2023 11:00:00 AM	37.6	196	230	45	34.9	64.3%	31.8
29/01/2023 12:00:00 PM	37.9	169	199	50	35.5	58.8%	31.1
29/01/2023 01:00:00 PM	36.1	225	265	50	34.7	55.1%	30.8
29/01/2023 02:00:00 PM	37.5	230	271	50	35.2	59.0%	31.3
29/01/2023 03:00:00 PM	36.4	185	218	55	34.6	56.9%	31.1
29/01/2023 04:00:00 PM	36.7	209	246	50	34.7	59.8%	31.2
29/01/2023 05:00:00 PM	36.4	192	226	45	34.6	55.3%	30.7
29/01/2023 06:00:00 PM	37.6	129	152	45	35.1	60.5%	31.3
29/01/2023 07:00:00 PM	37.1	75	88	45	34.8	60.2%	31.5
29/01/2023 08:00:00 PM	39.2	59	69	50	36.5	65.2%	32.8
29/01/2023 09:00:00 PM	40.0	37	44	55	36.7	68.2%	33.0
29/01/2023 10:00:00 PM	37.5	25	29	45	35.4	48.3%	30.4
29/01/2023 11:00:00 PM	37.5	15	18	45	35.0	66.7%	31.9
30/01/2023 12:00:00 AM	37.5	4	5	40	37.5	40.0%	31.4
30/01/2023 01:00:00 AM	50.0	3	3	50	40.8	100.0%	40.3
30/01/2023 02:00:00 AM	32.5	3	4	35	32.5	50.0%	27.0
30/01/2023 03:00:00 AM	40.0	2	2	40	35.0	100.0%	34.5
30/01/2023 04:00:00 AM	45.0	2	2	45	40.0	100.0%	39.5
30/01/2023 05:00:00 AM	35.0	4	5	40	34.2	60.0%	30.0
30/01/2023 06:00:00 AM	40.0	9	11	50	37.5	72.7%	33.9
30/01/2023 07:00:00 AM	40.0	34	40	50	36.7	65.0%	32.7
30/01/2023 08:00:00 AM	38.5	118	139	55	35.9	61.9%	32.2
30/01/2023 09:00:00 AM	34.8	243	286	55	34.4	47.9%	30.3
30/01/2023 10:00:00 AM	37.6	188	221	45	35.1	57.9%	31.3
30/01/2023 11:00:00 AM	36.7	195	229	45	34.9	51.5%	30.2
30/01/2023 12:00:00 PM	36.3	217	255	45	34.3	59.6%	31.2
30/01/2023 01:00:00 PM	37.2	195	229	45	34.6	65.9%	31.8
30/01/2023 02:00:00 PM	37.2	167	197	50	35.0	59.9%	31.5
30/01/2023 03:00:00 PM	36.2	194	228	55	34.6	56.1%	30.9
30/01/2023 04:00:00 PM	35.8	235	276	55	34.6	48.9%	30.4
30/01/2023 05:00:00 PM	35.7	247	291	55	34.7	51.9%	30.6
30/01/2023 06:00:00 PM	34.6	235	276	50	34.0	48.2%	29.9
30/01/2023 07:00:00 PM	35.4	158	186	50	34.4	50.5%	30.5
30/01/2023 08:00:00 PM	36.7	83	98	50	35.1	55.1%	31.0
30/01/2023 09:00:00 PM	39.1	65	76	65	36.2	65.8%	32.5
30/01/2023 10:00:00 PM	40.0	43	51	50	36.3	66.7%	32.6
30/01/2023 11:00:00 PM	40.0	30	35	55	38.3	51.4%	32.7
31/01/2023 12:00:00 AM	40.0	8	9	45	35.4	77.8%	32.8
31/01/2023 01:00:00 AM	35.0	3	3	35	32.5	66.7%	30.3

Outgoing Summary  
A170 outward 2023

from Wed-Nov-02-2022-12-00-AM to Sat-Feb-18-2023-11-59-PM

31/01/2023 02:00:00 AM	35.0	1	1	35	32.5	100.0%	32.0
31/01/2023 03:00:00 AM	40.0	3	3	40	37.5	66.7%	34.0
31/01/2023 04:00:00 AM	0.0	0	0	0	0.0	0.0%	0.0
31/01/2023 05:00:00 AM	33.8	5	6	35	32.5	66.7%	29.7
31/01/2023 06:00:00 AM	42.5	11	13	45	37.1	92.3%	36.2
31/01/2023 07:00:00 AM	41.0	31	36	50	36.7	69.4%	33.6
31/01/2023 08:00:00 AM	38.0	125	147	50	35.4	61.2%	31.8
31/01/2023 09:00:00 AM	34.8	235	277	50	34.4	48.7%	30.1
31/01/2023 10:00:00 AM	36.4	191	225	50	34.7	54.7%	30.7
31/01/2023 11:00:00 AM	37.5	190	224	45	35.0	61.6%	31.7
31/01/2023 12:00:00 PM	35.8	219	258	50	34.6	50.4%	30.4
31/01/2023 01:00:00 PM	37.4	202	238	50	35.1	59.7%	31.5
31/01/2023 02:00:00 PM	37.4	173	203	50	34.8	64.0%	31.9
31/01/2023 03:00:00 PM	37.2	205	241	55	35.2	53.1%	31.0
31/01/2023 04:00:00 PM	35.3	254	299	45	34.3	48.2%	30.0
31/01/2023 05:00:00 PM	34.7	247	291	55	34.4	49.1%	30.2
31/01/2023 06:00:00 PM	36.0	244	287	45	34.5	51.9%	30.3
31/01/2023 07:00:00 PM	36.4	166	195	50	34.8	55.4%	31.0
31/01/2023 08:00:00 PM	38.0	94	111	45	35.6	55.0%	31.2
31/01/2023 09:00:00 PM	39.6	61	72	50	36.4	62.5%	32.3
31/01/2023 10:00:00 PM	38.8	42	49	45	36.1	57.1%	31.8
31/01/2023 11:00:00 PM	41.7	14	16	45	36.5	62.5%	31.9
01/02/2023 12:00:00 AM	38.8	9	11	55	39.2	54.5%	32.7
01/02/2023 01:00:00 AM	40.0	4	5	45	37.5	60.0%	33.0
01/02/2023 02:00:00 AM	45.0	1	1	45	42.5	100.0%	42.0
01/02/2023 03:00:00 AM	50.0	2	2	50	40.0	100.0%	39.5
01/02/2023 04:00:00 AM	37.5	4	5	40	35.8	60.0%	32.0
01/02/2023 05:00:00 AM	33.3	3	4	35	32.5	75.0%	31.0
01/02/2023 06:00:00 AM	50.0	6	7	55	38.9	100.0%	38.4
01/02/2023 07:00:00 AM	38.9	38	45	45	36.0	68.9%	33.3
01/02/2023 08:00:00 AM	37.1	125	147	55	35.1	60.5%	31.5
01/02/2023 09:00:00 AM	35.0	237	279	50	34.1	51.6%	30.2
01/02/2023 10:00:00 AM	36.2	213	251	50	34.6	53.8%	30.8
01/02/2023 11:00:00 AM	37.2	183	215	50	34.9	58.6%	31.4
01/02/2023 12:00:00 PM	37.1	197	232	50	35.0	56.0%	31.3
01/02/2023 01:00:00 PM	36.9	237	279	50	34.6	63.4%	31.5
01/02/2023 02:00:00 PM	36.9	201	236	70	35.1	60.6%	31.6
01/02/2023 03:00:00 PM	36.7	196	230	50	35.0	49.1%	30.5
01/02/2023 04:00:00 PM	34.7	275	323	55	34.1	50.5%	30.2
01/02/2023 05:00:00 PM	36.4	244	287	50	34.9	51.2%	30.6
01/02/2023 06:00:00 PM	35.8	241	284	50	34.7	48.6%	30.0
01/02/2023 07:00:00 PM	37.0	151	178	50	35.0	56.7%	31.2
01/02/2023 08:00:00 PM	36.9	94	111	50	35.2	52.3%	30.9
01/02/2023 09:00:00 PM	38.2	60	70	50	35.4	64.3%	32.0
01/02/2023 10:00:00 PM	38.1	56	66	55	36.6	48.5%	31.3
01/02/2023 11:00:00 PM	38.6	28	33	50	35.8	69.7%	32.5
02/02/2023 12:00:00 AM	42.5	18	21	55	37.5	66.7%	33.4



Outgoing Summary  
A170 outward 2023

from Wed-Nov-02-2022-12-00-AM to Sat-Feb-18-2023-11-59-PM

02/02/2023 01:00:00 AM	37.5	6	7	40	34.2	85.7%	32.9
02/02/2023 02:00:00 AM	40.0	3	3	40	37.5	66.7%	34.0
02/02/2023 03:00:00 AM	40.0	2	2	40	35.0	100.0%	34.5
02/02/2023 04:00:00 AM	40.0	1	1	40	37.5	100.0%	37.0
02/02/2023 05:00:00 AM	35.0	2	2	35	32.5	100.0%	32.0
02/02/2023 06:00:00 AM	40.0	7	8	45	35.0	100.0%	34.8
02/02/2023 07:00:00 AM	41.0	35	41	60	37.3	75.6%	34.8
02/02/2023 08:00:00 AM	37.6	108	127	65	35.5	58.3%	31.8
02/02/2023 09:00:00 AM	36.1	217	255	50	34.7	52.2%	30.7
02/02/2023 10:00:00 AM	37.2	208	245	50	35.1	55.5%	31.2
02/02/2023 11:00:00 AM	36.1	218	257	50	35.0	48.6%	30.5
02/02/2023 12:00:00 PM	36.7	190	224	45	34.8	54.0%	31.1
02/02/2023 01:00:00 PM	36.4	206	242	50	34.6	55.4%	30.7
02/02/2023 02:00:00 PM	35.5	217	255	50	34.5	48.6%	30.0
02/02/2023 03:00:00 PM	36.7	199	234	50	34.5	62.4%	31.4
02/02/2023 04:00:00 PM	34.6	275	323	50	34.4	42.7%	29.7
02/02/2023 05:00:00 PM	34.8	262	308	50	34.5	45.8%	29.7
02/02/2023 06:00:00 PM	34.6	266	313	50	34.1	47.0%	29.9
02/02/2023 07:00:00 PM	37.7	139	164	50	35.0	64.6%	31.9
02/02/2023 08:00:00 PM	38.4	95	112	50	35.8	59.8%	31.7
02/02/2023 09:00:00 PM	37.3	65	76	45	34.7	61.8%	31.6
02/02/2023 10:00:00 PM	41.0	50	59	50	36.8	67.8%	33.3
02/02/2023 11:00:00 PM	37.9	27	32	45	35.3	62.5%	32.1
03/02/2023 12:00:00 AM	43.3	10	12	50	38.0	91.7%	36.9
03/02/2023 01:00:00 AM	38.3	5	6	40	36.3	66.7%	33.0
03/02/2023 02:00:00 AM	45.0	2	2	45	40.0	100.0%	39.5
03/02/2023 03:00:00 AM	40.0	1	1	40	37.5	100.0%	37.0
03/02/2023 04:00:00 AM	25.0	3	4	30	0.0	0.0%	21.0
03/02/2023 05:00:00 AM	35.0	3	3	35	32.5	33.3%	28.7
03/02/2023 06:00:00 AM	42.5	10	12	50	40.8	50.0%	33.4
03/02/2023 07:00:00 AM	44.0	31	36	55	38.5	66.7%	34.1
03/02/2023 08:00:00 AM	39.1	104	122	50	36.2	60.7%	32.2
03/02/2023 09:00:00 AM	34.7	204	240	50	34.1	51.3%	30.2
03/02/2023 10:00:00 AM	35.9	211	248	55	34.5	56.0%	30.9
03/02/2023 11:00:00 AM	36.7	194	228	50	35.0	48.7%	30.7
03/02/2023 12:00:00 PM	35.9	225	265	50	34.5	54.3%	30.8
03/02/2023 01:00:00 PM	36.4	223	262	45	34.5	54.2%	31.1
03/02/2023 02:00:00 PM	36.6	243	286	50	34.7	57.7%	31.2
03/02/2023 03:00:00 PM	36.2	259	305	45	34.5	56.1%	31.0
03/02/2023 04:00:00 PM	34.9	290	341	50	34.2	50.4%	30.1
03/02/2023 05:00:00 PM	35.8	312	367	55	34.4	52.6%	30.6
03/02/2023 06:00:00 PM	35.6	254	299	50	34.6	47.5%	30.2
03/02/2023 07:00:00 PM	35.2	163	192	45	34.3	53.6%	30.6
03/02/2023 08:00:00 PM	38.6	99	116	50	35.7	60.3%	32.0
03/02/2023 09:00:00 PM	36.9	60	70	50	34.7	58.6%	30.9
03/02/2023 10:00:00 PM	37.5	38	45	50	35.6	57.8%	32.0
03/02/2023 11:00:00 PM	37.1	50	59	45	35.2	54.2%	30.7

Outgoing Summary  
A170 outward 2023

from Wed-Nov-02-2022-12-00-AM to Sat-Feb-18-2023-11-59-PM

04/02/2023 12:00:00 AM	40.8	26	31	45	36.0	77.4%	33.7
04/02/2023 01:00:00 AM	40.0	6	7	45	36.3	57.1%	32.3
04/02/2023 02:00:00 AM	37.5	3	4	40	35.8	75.0%	33.3
04/02/2023 03:00:00 AM	40.0	3	3	40	35.0	66.7%	32.0
04/02/2023 04:00:00 AM	35.0	3	3	35	32.5	66.7%	30.3
04/02/2023 05:00:00 AM	45.0	4	5	55	41.3	80.0%	38.0
04/02/2023 06:00:00 AM	40.0	5	6	45	35.8	100.0%	35.3
04/02/2023 07:00:00 AM	41.7	12	14	45	37.0	78.6%	34.7
04/02/2023 08:00:00 AM	40.0	37	43	55	36.7	60.5%	32.1
04/02/2023 09:00:00 AM	38.5	96	113	60	35.8	66.4%	32.3
04/02/2023 10:00:00 AM	37.8	174	205	45	35.1	61.0%	31.5
04/02/2023 11:00:00 AM	36.2	232	273	55	34.7	54.2%	30.8
04/02/2023 12:00:00 PM	36.7	212	250	50	34.8	54.8%	31.0
04/02/2023 01:00:00 PM	35.8	260	306	50	34.4	55.6%	30.5
04/02/2023 02:00:00 PM	37.5	223	262	55	35.1	59.9%	31.6
04/02/2023 03:00:00 PM	36.3	244	287	50	34.7	51.6%	30.4
04/02/2023 04:00:00 PM	35.8	244	287	50	34.6	49.5%	30.4
04/02/2023 05:00:00 PM	36.6	222	261	50	34.7	55.9%	31.1
04/02/2023 06:00:00 PM	36.6	171	201	45	35.1	46.3%	30.4
04/02/2023 07:00:00 PM	37.9	113	133	50	35.5	54.9%	31.0
04/02/2023 08:00:00 PM	34.8	77	91	45	34.5	48.4%	30.5
04/02/2023 09:00:00 PM	39.5	43	51	50	36.4	64.7%	33.0
04/02/2023 10:00:00 PM	40.0	29	34	50	36.7	55.9%	32.4
04/02/2023 11:00:00 PM	37.1	60	70	45	34.9	57.1%	31.4
05/02/2023 12:00:00 AM	39.4	25	29	45	36.3	69.0%	33.1
05/02/2023 01:00:00 AM	42.5	20	23	55	36.9	73.9%	34.0
05/02/2023 02:00:00 AM	40.0	3	4	45	37.5	100.0%	37.3
05/02/2023 03:00:00 AM	40.0	2	2	40	37.5	50.0%	32.0
05/02/2023 04:00:00 AM	0.0	0	0	0	0.0	0.0%	0.0
05/02/2023 05:00:00 AM	45.0	1	1	45	42.5	100.0%	42.0
05/02/2023 06:00:00 AM	40.0	6	7	45	37.5	57.1%	31.4
05/02/2023 07:00:00 AM	42.5	9	11	55	39.6	63.6%	33.9
05/02/2023 08:00:00 AM	43.3	28	33	60	38.5	63.6%	34.0
05/02/2023 09:00:00 AM	41.2	60	71	55	37.4	67.6%	34.0
05/02/2023 10:00:00 AM	39.5	116	137	55	36.6	62.8%	32.6
05/02/2023 11:00:00 AM	37.0	200	235	55	35.1	53.6%	30.7
05/02/2023 12:00:00 PM	36.8	234	275	50	34.8	54.5%	30.9
05/02/2023 01:00:00 PM	37.0	214	252	50	34.9	55.6%	30.7
05/02/2023 02:00:00 PM	37.0	218	257	50	34.9	59.5%	31.4
05/02/2023 03:00:00 PM	35.6	228	268	45	34.2	53.0%	30.6
05/02/2023 04:00:00 PM	34.4	297	349	45	33.7	51.3%	30.2
05/02/2023 05:00:00 PM	36.3	288	339	55	35.0	49.6%	30.5
05/02/2023 06:00:00 PM	37.2	175	206	55	35.1	58.7%	31.5
05/02/2023 07:00:00 PM	37.7	109	128	50	35.3	57.8%	31.2
05/02/2023 08:00:00 PM	40.0	71	83	55	37.0	56.6%	32.6
05/02/2023 09:00:00 PM	38.1	52	61	50	35.4	59.0%	31.7
05/02/2023 10:00:00 PM	45.0	27	32	50	38.3	81.3%	36.1

Outgoing Summary  
A170 outward 2023

from Wed-Nov-02-2022-12-00-AM to Sat-Feb-18-2023-11-59-PM

05/02/2023 11:00:00 PM	39.3	21	25	50	36.2	76.0%	33.7
06/02/2023 12:00:00 AM	37.5	3	4	40	35.8	75.0%	33.3
06/02/2023 01:00:00 AM	40.0	2	2	40	35.0	100.0%	34.5
06/02/2023 02:00:00 AM	50.0	2	2	50	42.5	100.0%	42.0
06/02/2023 03:00:00 AM	65.0	3	3	65	50.0	66.7%	42.0
06/02/2023 04:00:00 AM	55.0	2	2	55	42.5	100.0%	42.0
06/02/2023 05:00:00 AM	35.0	3	3	35	32.5	33.3%	28.7
06/02/2023 06:00:00 AM	35.0	8	9	40	33.8	44.4%	30.0
06/02/2023 07:00:00 AM	38.8	42	50	45	36.2	62.0%	32.6
06/02/2023 08:00:00 AM	38.7	118	139	50	36.3	58.3%	32.3
06/02/2023 09:00:00 AM	35.5	224	263	50	34.3	54.8%	30.7
06/02/2023 10:00:00 AM	36.2	196	230	50	34.5	56.5%	30.7
06/02/2023 11:00:00 AM	36.9	202	238	55	35.0	54.2%	30.9
06/02/2023 12:00:00 PM	37.0	190	223	60	34.8	61.0%	31.5
06/02/2023 01:00:00 PM	37.3	208	245	50	35.1	56.3%	31.2
06/02/2023 02:00:00 PM	37.7	200	235	45	34.9	63.8%	31.9
06/02/2023 03:00:00 PM	36.3	211	248	50	34.6	52.8%	30.6
06/02/2023 04:00:00 PM	35.0	286	336	50	34.4	53.3%	30.4
06/02/2023 05:00:00 PM	35.4	245	288	50	34.5	47.6%	30.4
06/02/2023 06:00:00 PM	34.9	243	286	50	34.1	55.6%	30.6
06/02/2023 07:00:00 PM	36.7	144	169	50	35.0	52.1%	30.6
06/02/2023 08:00:00 PM	38.0	78	92	50	35.2	70.7%	32.6
06/02/2023 09:00:00 PM	35.0	52	61	50	34.7	55.7%	31.4
06/02/2023 10:00:00 PM	34.7	49	58	45	34.2	46.6%	30.0
06/02/2023 11:00:00 PM	42.5	15	18	55	38.6	77.8%	35.6
07/02/2023 12:00:00 AM	45.0	3	3	45	37.5	100.0%	37.0
07/02/2023 01:00:00 AM	35.0	1	1	35	32.5	100.0%	32.0
07/02/2023 02:00:00 AM	0.0	0	0	0	0.0	0.0%	0.0
07/02/2023 03:00:00 AM	40.0	2	2	40	37.5	100.0%	37.0
07/02/2023 04:00:00 AM	0.0	0	0	0	0.0	0.0%	0.0
07/02/2023 05:00:00 AM	40.0	1	1	40	37.5	100.0%	37.0
07/02/2023 06:00:00 AM	40.0	3	4	45	36.3	100.0%	35.8
07/02/2023 07:00:00 AM	38.6	37	44	50	35.9	72.7%	33.2
07/02/2023 08:00:00 AM	38.3	133	157	50	36.2	51.6%	31.4
07/02/2023 09:00:00 AM	35.5	210	247	50	34.6	50.6%	30.4
07/02/2023 10:00:00 AM	35.9	192	226	50	34.5	55.8%	30.8
07/02/2023 11:00:00 AM	34.9	208	245	50	34.5	45.3%	29.9
07/02/2023 12:00:00 PM	35.9	212	249	50	34.5	53.4%	30.8
07/02/2023 01:00:00 PM	36.8	195	229	50	34.9	53.3%	30.8
07/02/2023 02:00:00 PM	35.9	180	212	55	34.9	48.1%	30.1
07/02/2023 03:00:00 PM	34.7	212	249	45	34.1	47.0%	30.0
07/02/2023 04:00:00 PM	35.8	232	273	50	34.6	48.0%	30.1
07/02/2023 05:00:00 PM	35.0	252	297	45	34.4	47.8%	30.2
07/02/2023 06:00:00 PM	34.7	256	301	45	34.2	45.8%	29.8
07/02/2023 07:00:00 PM	36.7	167	197	50	35.1	51.3%	30.8
07/02/2023 08:00:00 PM	38.3	81	95	50	35.6	63.2%	32.1
07/02/2023 09:00:00 PM	37.5	62	73	50	35.8	49.3%	30.9

Outgoing Summary  
A170 outward 2023

from Wed-Nov-02-2022-12-00-AM to Sat-Feb-18-2023-11-59-PM

07/02/2023 10:00:00 PM	40.0	31	37	50	37.7	62.2%	33.6
07/02/2023 11:00:00 PM	42.5	25	29	50	36.8	72.4%	34.0
08/02/2023 12:00:00 AM	42.5	8	9	45	36.7	66.7%	33.2
08/02/2023 01:00:00 AM	45.0	6	7	50	38.2	100.0%	38.0
08/02/2023 02:00:00 AM	40.0	1	1	40	37.5	100.0%	37.0
08/02/2023 03:00:00 AM	30.0	1	1	30	0.0	0.0%	27.0
08/02/2023 04:00:00 AM	45.0	2	2	45	37.5	100.0%	37.0
08/02/2023 05:00:00 AM	35.0	3	4	45	35.8	75.0%	33.3
08/02/2023 06:00:00 AM	40.0	8	9	45	36.4	100.0%	36.0
08/02/2023 07:00:00 AM	40.8	39	46	50	36.7	71.7%	34.0
08/02/2023 08:00:00 AM	37.7	132	155	55	35.3	60.6%	31.6
08/02/2023 09:00:00 AM	35.8	215	253	55	34.8	46.6%	30.2
08/02/2023 10:00:00 AM	36.2	196	231	50	34.8	53.2%	30.8
08/02/2023 11:00:00 AM	35.6	205	241	45	34.3	55.2%	30.5
08/02/2023 12:00:00 PM	36.6	196	231	50	34.6	58.0%	30.9
08/02/2023 01:00:00 PM	37.0	218	257	50	35.2	51.0%	30.7
08/02/2023 02:00:00 PM	36.6	223	262	50	34.8	54.2%	30.6
08/02/2023 03:00:00 PM	36.7	192	226	55	34.9	53.5%	30.7
08/02/2023 04:00:00 PM	35.5	248	292	50	34.3	52.1%	30.3
08/02/2023 05:00:00 PM	34.7	286	337	50	34.2	49.9%	30.3
08/02/2023 06:00:00 PM	34.8	267	314	45	34.1	52.9%	30.3
08/02/2023 07:00:00 PM	36.5	149	175	50	34.9	52.0%	30.7
08/02/2023 08:00:00 PM	34.5	97	114	45	34.1	43.9%	29.4
08/02/2023 09:00:00 PM	39.6	53	62	50	36.8	59.7%	32.3
08/02/2023 10:00:00 PM	38.9	42	49	55	36.4	55.1%	31.5
08/02/2023 11:00:00 PM	40.0	40	47	55	37.9	48.9%	32.1
09/02/2023 12:00:00 AM	38.8	16	19	45	36.5	52.6%	31.4
09/02/2023 01:00:00 AM	50.0	5	6	55	41.3	66.7%	35.5
09/02/2023 02:00:00 AM	50.0	3	3	50	45.8	100.0%	45.7
09/02/2023 03:00:00 AM	35.0	3	3	35	32.5	33.3%	27.0
09/02/2023 04:00:00 AM	35.0	1	1	35	32.5	100.0%	32.0
09/02/2023 05:00:00 AM	40.0	4	5	45	36.3	80.0%	34.0
09/02/2023 06:00:00 AM	45.0	7	8	50	38.2	87.5%	36.5
09/02/2023 07:00:00 AM	41.2	42	49	50	37.6	71.4%	34.4
09/02/2023 08:00:00 AM	38.6	110	130	50	35.8	63.8%	32.6
09/02/2023 09:00:00 AM	35.4	223	262	45	34.2	54.2%	30.7
09/02/2023 10:00:00 AM	37.0	225	265	50	35.1	53.2%	30.9
09/02/2023 11:00:00 AM	36.7	201	237	50	34.9	54.4%	30.9
09/02/2023 12:00:00 PM	36.6	218	257	50	34.8	51.8%	30.6
09/02/2023 01:00:00 PM	36.9	218	257	50	34.9	55.3%	31.2
09/02/2023 02:00:00 PM	36.5	201	236	50	34.6	58.5%	31.0
09/02/2023 03:00:00 PM	34.9	228	268	55	34.0	57.8%	30.7
09/02/2023 04:00:00 PM	34.6	258	303	45	34.1	45.5%	29.8
09/02/2023 05:00:00 PM	34.6	283	333	45	34.0	44.7%	29.4
09/02/2023 06:00:00 PM	34.6	274	322	50	34.1	44.7%	29.6
09/02/2023 07:00:00 PM	37.8	166	195	50	35.2	59.0%	31.6
09/02/2023 08:00:00 PM	37.5	88	104	50	35.2	61.5%	31.8

Outgoing Summary  
A170 outward 2023

from Wed-Nov-02-2022-12-00-AM to Sat-Feb-18-2023-11-59-PM

09/02/2023 09:00:00 PM	39.0	63	74	50	35.7	67.6%	32.4
09/02/2023 10:00:00 PM	41.9	50	59	50	37.6	71.2%	34.4
09/02/2023 11:00:00 PM	39.4	27	32	55	36.8	71.9%	33.4
10/02/2023 12:00:00 AM	37.5	16	19	45	35.2	57.9%	31.0
10/02/2023 01:00:00 AM	42.5	3	4	45	38.8	100.0%	38.5
10/02/2023 02:00:00 AM	55.0	3	3	55	52.5	33.3%	33.7
10/02/2023 03:00:00 AM	0.0	0	0	0	0.0	0.0%	0.0
10/02/2023 04:00:00 AM	40.0	2	2	40	35.0	100.0%	34.5
10/02/2023 05:00:00 AM	40.0	4	5	45	37.5	60.0%	31.0
10/02/2023 06:00:00 AM	42.5	11	13	50	37.5	53.8%	32.7
10/02/2023 07:00:00 AM	39.6	36	42	55	36.1	85.7%	34.4
10/02/2023 08:00:00 AM	37.6	110	129	55	35.3	58.9%	31.7
10/02/2023 09:00:00 AM	35.6	225	265	50	34.5	49.1%	30.3
10/02/2023 10:00:00 AM	35.2	219	258	50	34.5	51.2%	30.5
10/02/2023 11:00:00 AM	35.4	217	255	50	34.5	53.3%	30.6
10/02/2023 12:00:00 PM	35.6	229	269	50	34.6	47.6%	30.4
10/02/2023 01:00:00 PM	35.3	252	296	50	34.5	49.7%	30.0
10/02/2023 02:00:00 PM	35.3	241	284	55	34.1	57.7%	30.8
10/02/2023 03:00:00 PM	35.0	269	316	45	34.3	48.1%	29.9
10/02/2023 04:00:00 PM	34.4	310	365	50	34.0	42.5%	29.4
10/02/2023 05:00:00 PM	35.5	271	319	45	34.5	47.0%	30.1
10/02/2023 06:00:00 PM	35.9	246	290	50	34.6	50.3%	30.5
10/02/2023 07:00:00 PM	35.0	162	191	45	34.1	54.5%	30.6
10/02/2023 08:00:00 PM	36.9	87	102	50	34.7	65.7%	31.9
10/02/2023 09:00:00 PM	40.0	59	69	45	36.7	78.3%	34.1
10/02/2023 10:00:00 PM	39.6	37	43	45	36.0	72.1%	33.2
10/02/2023 11:00:00 PM	37.5	35	41	45	35.2	53.7%	30.7
11/02/2023 12:00:00 AM	35.0	21	25	45	34.0	68.0%	31.6
11/02/2023 01:00:00 AM	42.5	5	6	45	37.5	83.3%	35.5
11/02/2023 02:00:00 AM	35.0	2	2	35	32.5	50.0%	29.5
11/02/2023 03:00:00 AM	30.0	1	1	30	0.0	0.0%	27.0
11/02/2023 04:00:00 AM	0.0	0	0	0	0.0	0.0%	0.0
11/02/2023 05:00:00 AM	37.5	3	4	40	35.8	75.0%	33.3
11/02/2023 06:00:00 AM	43.3	7	8	45	37.5	75.0%	34.6
11/02/2023 07:00:00 AM	40.0	16	19	50	36.8	78.9%	34.7
11/02/2023 08:00:00 AM	37.9	45	53	45	35.3	60.4%	32.1
11/02/2023 09:00:00 AM	39.0	101	119	55	36.4	67.2%	33.1
11/02/2023 10:00:00 AM	37.4	156	183	50	34.7	64.5%	31.3
11/02/2023 11:00:00 AM	38.0	210	247	55	35.4	59.1%	31.7
11/02/2023 12:00:00 PM	37.8	218	256	50	35.2	62.1%	31.8
11/02/2023 01:00:00 PM	36.3	287	338	55	34.6	56.5%	30.7
11/02/2023 02:00:00 PM	37.5	263	309	50	34.9	63.8%	31.5
11/02/2023 03:00:00 PM	36.0	267	314	50	34.3	60.5%	31.3
11/02/2023 04:00:00 PM	35.4	257	302	50	34.3	56.0%	30.7
11/02/2023 05:00:00 PM	36.4	254	299	50	34.6	55.2%	30.5
11/02/2023 06:00:00 PM	36.4	210	247	50	34.8	53.0%	30.8
11/02/2023 07:00:00 PM	36.0	143	168	50	34.6	53.0%	30.6

Outgoing Summary  
A170 outward 2023

from Wed-Nov-02-2022-12-00-AM to Sat-Feb-18-2023-11-59-PM

11/02/2023 08:00:00 PM	37.4	84	99	50	35.0	61.6%	31.6
11/02/2023 09:00:00 PM	38.8	45	53	50	35.7	67.9%	32.7
11/02/2023 10:00:00 PM	39.3	45	53	55	36.2	64.2%	32.5
11/02/2023 11:00:00 PM	36.9	39	46	50	34.9	58.7%	31.5
12/02/2023 12:00:00 AM	38.0	26	30	45	35.1	56.7%	31.2
12/02/2023 01:00:00 AM	40.0	12	14	50	38.1	57.1%	32.9
12/02/2023 02:00:00 AM	42.5	10	12	55	38.9	58.3%	33.4
12/02/2023 03:00:00 AM	35.0	3	3	35	32.5	33.3%	29.0
12/02/2023 04:00:00 AM	0.0	0	0	0	0.0	0.0%	0.0
12/02/2023 05:00:00 AM	0.0	0	0	0	0.0	0.0%	0.0
12/02/2023 06:00:00 AM	45.0	4	5	50	38.5	100.0%	38.2
12/02/2023 07:00:00 AM	40.0	25	29	50	36.4	79.3%	34.3
12/02/2023 08:00:00 AM	39.6	139	164	50	36.2	74.4%	33.6
12/02/2023 09:00:00 AM	39.3	150	176	60	36.5	57.4%	31.7
12/02/2023 10:00:00 AM	39.0	148	174	50	36.0	64.4%	32.7
12/02/2023 11:00:00 AM	37.0	188	221	45	35.0	52.9%	31.1
12/02/2023 12:00:00 PM	38.3	239	281	60	35.5	60.5%	32.0
12/02/2023 01:00:00 PM	36.4	320	377	50	34.5	59.7%	31.1
12/02/2023 02:00:00 PM	35.9	310	365	65	34.8	51.2%	30.5
12/02/2023 03:00:00 PM	35.3	234	275	65	34.7	48.7%	30.4
12/02/2023 04:00:00 PM	35.9	236	278	60	34.5	55.8%	30.9
12/02/2023 05:00:00 PM	36.0	217	255	50	34.6	52.5%	30.5
12/02/2023 06:00:00 PM	37.5	154	181	45	35.0	60.8%	31.7
12/02/2023 07:00:00 PM	39.5	87	102	50	36.4	59.8%	32.0
12/02/2023 08:00:00 PM	41.0	59	69	55	36.5	72.5%	33.6
12/02/2023 09:00:00 PM	40.0	55	65	50	36.3	63.1%	32.6
12/02/2023 10:00:00 PM	40.0	24	28	45	36.8	75.0%	34.3
12/02/2023 11:00:00 PM	42.5	12	14	50	37.0	71.4%	33.9
13/02/2023 12:00:00 AM	43.3	6	7	45	38.9	100.0%	38.6
13/02/2023 01:00:00 AM	40.0	4	5	50	40.8	60.0%	31.0
13/02/2023 02:00:00 AM	45.0	2	2	45	42.5	50.0%	34.5
13/02/2023 03:00:00 AM	55.0	2	2	55	45.0	100.0%	44.5
13/02/2023 04:00:00 AM	40.0	3	3	40	34.2	100.0%	34.0
13/02/2023 05:00:00 AM	45.0	1	1	45	42.5	100.0%	42.0
13/02/2023 06:00:00 AM	40.0	11	13	55	38.6	69.2%	34.8
13/02/2023 07:00:00 AM	41.7	47	55	50	37.0	76.4%	34.7
13/02/2023 08:00:00 AM	37.6	110	130	50	35.4	56.2%	31.4
13/02/2023 09:00:00 AM	36.4	159	187	50	35.0	50.8%	30.6
13/02/2023 10:00:00 AM	35.4	196	231	45	34.4	52.8%	30.5
13/02/2023 11:00:00 AM	35.1	230	271	50	34.4	48.0%	30.1
13/02/2023 12:00:00 PM	35.3	200	235	45	34.0	57.9%	30.7
13/02/2023 01:00:00 PM	35.0	226	266	50	34.5	48.1%	30.2
13/02/2023 02:00:00 PM	36.3	217	255	50	34.6	54.5%	30.8
13/02/2023 03:00:00 PM	34.9	243	286	55	34.1	50.7%	30.1
13/02/2023 04:00:00 PM	35.4	218	257	45	34.4	45.5%	29.9
13/02/2023 05:00:00 PM	35.1	246	289	45	34.2	48.1%	29.9
13/02/2023 06:00:00 PM	34.9	248	292	45	34.1	51.0%	30.3

Outgoing Summary  
A170 outward 2023

from Wed-Nov-02-2022-12-00-AM to Sat-Feb-18-2023-11-59-PM

13/02/2023 07:00:00 PM	37.4	150	176	55	35.2	58.0%	31.3
13/02/2023 08:00:00 PM	39.7	65	76	60	36.4	71.1%	33.4
13/02/2023 09:00:00 PM	37.9	60	70	45	35.1	62.9%	31.9
13/02/2023 10:00:00 PM	39.0	46	54	45	35.9	59.3%	31.8
13/02/2023 11:00:00 PM	38.8	22	26	50	36.2	57.7%	32.2
14/02/2023 12:00:00 AM	41.7	12	14	45	38.9	50.0%	32.6
14/02/2023 01:00:00 AM	35.0	3	3	35	32.5	33.3%	28.7
14/02/2023 02:00:00 AM	30.0	3	3	30	0.0	0.0%	24.0
14/02/2023 03:00:00 AM	0.0	0	0	0	0.0	0.0%	0.0
14/02/2023 04:00:00 AM	35.0	1	1	35	32.5	100.0%	32.0
14/02/2023 05:00:00 AM	37.5	5	6	40	35.0	66.7%	31.3
14/02/2023 06:00:00 AM	40.0	6	7	45	38.5	71.4%	35.1
14/02/2023 07:00:00 AM	39.5	34	40	50	37.1	60.0%	32.9
14/02/2023 08:00:00 AM	38.2	117	138	45	35.4	61.6%	31.8
14/02/2023 09:00:00 AM	37.1	168	198	50	35.0	56.6%	31.2
14/02/2023 10:00:00 AM	37.2	167	197	45	34.7	62.9%	31.6
14/02/2023 11:00:00 AM	36.2	200	235	45	34.2	58.7%	31.0
14/02/2023 12:00:00 PM	36.3	196	231	50	34.6	58.0%	31.1
14/02/2023 01:00:00 PM	34.9	251	295	45	34.2	49.2%	30.2
14/02/2023 02:00:00 PM	35.0	224	263	45	33.9	52.5%	30.2
14/02/2023 03:00:00 PM	35.3	240	282	50	34.3	48.6%	30.0
14/02/2023 04:00:00 PM	36.1	259	305	45	34.6	50.5%	30.2
14/02/2023 05:00:00 PM	34.8	283	333	50	34.2	48.0%	30.2
14/02/2023 06:00:00 PM	36.5	241	283	45	34.9	49.5%	30.3
14/02/2023 07:00:00 PM	36.8	153	180	50	35.2	52.2%	30.4
14/02/2023 08:00:00 PM	35.7	82	96	45	34.0	57.3%	30.8
14/02/2023 09:00:00 PM	37.2	56	66	55	35.3	60.6%	31.5
14/02/2023 10:00:00 PM	40.0	37	44	55	36.9	72.7%	34.2
14/02/2023 11:00:00 PM	41.7	31	37	50	38.0	54.1%	32.8
15/02/2023 12:00:00 AM	40.0	8	10	50	38.3	60.0%	33.1
15/02/2023 01:00:00 AM	37.5	4	5	40	35.8	60.0%	32.2
15/02/2023 02:00:00 AM	45.0	3	4	55	40.0	100.0%	39.5
15/02/2023 03:00:00 AM	40.0	1	1	40	37.5	100.0%	37.0
15/02/2023 04:00:00 AM	35.0	1	1	35	32.5	100.0%	32.0
15/02/2023 05:00:00 AM	40.0	4	5	45	40.0	40.0%	28.0
15/02/2023 06:00:00 AM	37.5	10	12	45	36.5	41.7%	29.7
15/02/2023 07:00:00 AM	39.6	35	41	50	36.9	65.9%	33.1
15/02/2023 08:00:00 AM	38.6	109	128	60	36.0	64.1%	32.5
15/02/2023 09:00:00 AM	36.0	160	188	50	34.8	49.5%	30.3
15/02/2023 10:00:00 AM	38.3	199	234	55	35.5	64.1%	32.2
15/02/2023 11:00:00 AM	37.5	230	270	50	35.1	60.0%	31.5
15/02/2023 12:00:00 PM	36.2	231	272	50	34.5	55.1%	30.7
15/02/2023 01:00:00 PM	36.4	249	293	55	34.7	57.7%	31.0
15/02/2023 02:00:00 PM	36.0	235	276	45	34.4	52.9%	30.6
15/02/2023 03:00:00 PM	36.0	224	264	45	34.4	54.2%	30.5
15/02/2023 04:00:00 PM	36.8	241	284	50	34.9	55.3%	31.0
15/02/2023 05:00:00 PM	36.0	277	326	55	34.4	56.7%	30.9

Outgoing Summary  
A170 outward 2023

from Wed-Nov-02-2022-12-00-AM to Sat-Feb-18-2023-11-59-PM

15/02/2023 06:00:00 PM	34.6	264	310	60	34.4	43.2%	29.4
15/02/2023 07:00:00 PM	36.2	140	165	50	34.7	54.5%	30.8
15/02/2023 08:00:00 PM	37.6	83	98	45	35.0	64.3%	31.8
15/02/2023 09:00:00 PM	40.0	51	60	55	36.9	58.3%	32.4
15/02/2023 10:00:00 PM	39.0	40	47	45	35.7	66.0%	32.2
15/02/2023 11:00:00 PM	36.7	48	56	45	35.1	48.2%	30.6
16/02/2023 12:00:00 AM	45.0	5	6	50	38.5	83.3%	36.2
16/02/2023 01:00:00 AM	35.0	8	9	40	33.2	77.8%	31.1
16/02/2023 02:00:00 AM	40.0	2	2	40	35.0	100.0%	34.5
16/02/2023 03:00:00 AM	35.0	1	1	35	32.5	100.0%	32.0
16/02/2023 04:00:00 AM	0.0	0	0	0	0.0	0.0%	0.0
16/02/2023 05:00:00 AM	45.0	3	3	45	37.5	66.7%	33.7
16/02/2023 06:00:00 AM	37.5	5	6	40	35.0	66.7%	32.2
16/02/2023 07:00:00 AM	40.8	37	44	55	36.9	72.7%	34.2
16/02/2023 08:00:00 AM	37.3	105	123	55	35.5	52.0%	31.1
16/02/2023 09:00:00 AM	36.0	152	179	50	34.5	54.7%	30.5
16/02/2023 10:00:00 AM	35.9	172	202	50	34.4	53.5%	30.7
16/02/2023 11:00:00 AM	36.3	242	285	45	34.5	53.7%	30.6
16/02/2023 12:00:00 PM	37.0	218	256	50	34.9	57.0%	31.0
16/02/2023 01:00:00 PM	36.8	228	268	55	35.0	52.2%	30.8
16/02/2023 02:00:00 PM	34.9	239	281	45	33.8	56.2%	30.4
16/02/2023 03:00:00 PM	35.5	226	266	50	34.3	51.5%	30.4
16/02/2023 04:00:00 PM	34.6	249	293	55	34.0	53.2%	30.3
16/02/2023 05:00:00 PM	35.5	277	326	45	34.4	48.8%	30.0
16/02/2023 06:00:00 PM	35.1	252	296	50	34.7	42.9%	29.7
16/02/2023 07:00:00 PM	35.5	156	184	50	34.4	56.5%	30.7
16/02/2023 08:00:00 PM	38.0	82	96	50	35.5	59.4%	32.1
16/02/2023 09:00:00 PM	39.0	73	86	55	36.3	60.5%	32.3
16/02/2023 10:00:00 PM	36.7	44	52	55	34.8	61.5%	31.3
16/02/2023 11:00:00 PM	40.0	45	53	55	36.4	62.3%	32.6
17/02/2023 12:00:00 AM	42.5	11	13	55	38.0	76.9%	35.3
17/02/2023 01:00:00 AM	28.3	3	4	30	0.0	0.0%	24.8
17/02/2023 02:00:00 AM	55.0	2	2	55	47.5	100.0%	47.0
17/02/2023 03:00:00 AM	30.0	1	1	30	0.0	0.0%	27.0
17/02/2023 04:00:00 AM	40.0	2	2	40	37.5	100.0%	37.0
17/02/2023 05:00:00 AM	42.5	6	7	45	39.2	42.9%	28.7
17/02/2023 06:00:00 AM	40.0	10	12	45	36.3	66.7%	32.7
17/02/2023 07:00:00 AM	40.0	39	46	55	36.9	56.5%	32.3
17/02/2023 08:00:00 AM	39.3	79	93	55	36.3	66.7%	33.0
17/02/2023 09:00:00 AM	37.8	133	157	50	35.2	63.1%	31.8
17/02/2023 10:00:00 AM	35.3	167	197	45	34.1	54.3%	30.5
17/02/2023 11:00:00 AM	37.4	182	214	45	35.0	58.4%	31.5
17/02/2023 12:00:00 PM	37.1	230	271	50	34.9	59.0%	31.2
17/02/2023 01:00:00 PM	37.2	234	275	55	34.7	65.8%	31.9
17/02/2023 02:00:00 PM	36.7	252	297	55	34.6	61.6%	31.2
17/02/2023 03:00:00 PM	37.5	266	313	50	34.8	64.5%	31.8
17/02/2023 04:00:00 PM	35.7	287	338	50	34.4	55.9%	30.8



Outgoing Summary  
A170 outward 2023

from Wed-Nov-02-2022-12-00-AM to Sat-Feb-18-2023-11-59-PM

17/02/2023 05:00:00 PM	35.8	308	362	45	34.6	48.3%	30.0
17/02/2023 06:00:00 PM	36.1	245	288	45	34.4	56.9%	30.9
17/02/2023 07:00:00 PM	37.0	156	184	50	34.9	57.6%	31.1
17/02/2023 08:00:00 PM	35.9	105	124	50	34.7	54.0%	30.8
17/02/2023 09:00:00 PM	38.2	56	66	55	35.2	71.2%	32.5
17/02/2023 10:00:00 PM	34.7	37	44	45	34.1	50.0%	30.1
17/02/2023 11:00:00 PM	38.9	40	47	55	36.7	63.8%	32.8
18/02/2023 12:00:00 AM	40.0	18	21	50	36.3	81.0%	34.2
18/02/2023 01:00:00 AM	40.0	4	5	45	37.5	60.0%	32.0
18/02/2023 02:00:00 AM	40.0	3	3	40	34.2	100.0%	33.7
18/02/2023 03:00:00 AM	40.0	2	2	40	37.5	100.0%	37.0
18/02/2023 04:00:00 AM	40.0	3	3	40	37.5	66.7%	34.0
18/02/2023 05:00:00 AM	50.0	3	3	50	39.2	100.0%	38.7
18/02/2023 06:00:00 AM	42.5	4	5	45	37.5	80.0%	35.2
18/02/2023 07:00:00 AM	41.2	15	18	45	37.1	66.7%	33.7
18/02/2023 08:00:00 AM	40.7	35	41	45	36.3	68.3%	33.2
18/02/2023 09:00:00 AM	38.3	98	115	50	35.3	66.1%	32.0
18/02/2023 10:00:00 AM	37.0	156	183	50	34.6	64.5%	31.6
18/02/2023 11:00:00 AM	35.8	259	305	45	34.6	48.9%	30.4
18/02/2023 12:00:00 PM	36.8	258	304	50	34.9	55.3%	30.9
18/02/2023 01:00:00 PM	35.7	255	300	50	34.3	56.7%	30.7
18/02/2023 02:00:00 PM	37.3	219	258	55	35.2	57.8%	31.3
18/02/2023 03:00:00 PM	37.4	217	255	50	34.9	61.6%	31.7
18/02/2023 04:00:00 PM	36.4	250	294	50	34.8	57.1%	31.2
18/02/2023 05:00:00 PM	34.9	240	282	45	34.1	53.2%	30.4
18/02/2023 06:00:00 PM	36.0	192	226	50	34.7	49.1%	30.3
18/02/2023 07:00:00 PM	37.6	110	129	50	35.4	54.3%	31.3
18/02/2023 08:00:00 PM	38.6	65	76	60	36.0	61.8%	32.3
18/02/2023 09:00:00 PM	39.5	45	53	50	36.1	69.8%	33.2
18/02/2023 10:00:00 PM	37.1	42	49	45	34.7	59.2%	31.2
18/02/2023 11:00:00 PM	40.0	33	39	50	37.0	56.4%	32.2
19/02/2023 12:00:00 AM	36.2	25	29	50	34.7	55.2%	31.3

Day/Time Ending	85th pctl (MPH)	85th pctl cnts	Total Cnts	Max Speed	Avg Speeder	% Speeders	Avg Speed
03/11/2022 12:00:00 AM	32.5	2365	2782	55	33.9	24.6%	27.3
04/11/2022 12:00:00 AM	32.3	2608	3068	50	34.0	23.3%	27.1
05/11/2022 12:00:00 AM	32.6	2388	2810	65	34.2	24.7%	27.2
06/11/2022 12:00:00 AM	32.4	1655	1947	55	34.0	24.0%	27.5
07/11/2022 12:00:00 AM	32.7	1656	1948	50	33.9	25.6%	27.5
08/11/2022 12:00:00 AM	32.6	2420	2847	60	34.1	24.7%	27.4
09/11/2022 12:00:00 AM	32.4	2326	2736	55	34.1	23.4%	27.1
10/11/2022 12:00:00 AM	32.5	2403	2827	55	34.0	24.1%	27.4
11/11/2022 12:00:00 AM	32.9	2670	3141	55	34.2	26.0%	27.6
12/11/2022 12:00:00 AM	32.8	2757	3244	55	34.1	26.1%	27.6
13/11/2022 12:00:00 AM	33.2	2247	2643	55	34.4	27.9%	27.8
14/11/2022 12:00:00 AM	34.4	1809	2128	60	34.8	34.1%	28.5
15/11/2022 12:00:00 AM	33.2	2408	2833	60	34.4	27.4%	27.5
16/11/2022 12:00:00 AM	32.4	1313	1545	50	34.2	23.6%	27.1
17/11/2022 12:00:00 AM	32.2	2289	2693	55	34.1	22.3%	27.1
18/11/2022 12:00:00 AM	32.0	1273	1498	55	34.1	21.3%	26.8
19/11/2022 12:00:00 AM	32.6	2614	3075	55	34.0	25.0%	27.4
20/11/2022 12:00:00 AM	34.4	2153	2533	60	34.5	37.6%	28.8
21/11/2022 12:00:00 AM	37.0	1996	2348	70	35.1	54.9%	31.0
22/11/2022 12:00:00 AM	36.5	2579	3034	55	34.8	54.2%	30.8
23/11/2022 12:00:00 AM	36.7	2751	3237	60	34.9	54.5%	30.9
24/11/2022 12:00:00 AM	36.4	2488	2927	55	34.8	53.0%	30.8
25/11/2022 12:00:00 AM	35.9	2901	3413	55	34.7	51.5%	30.5
26/11/2022 12:00:00 AM	36.5	3175	3735	60	34.8	54.6%	30.8
27/11/2022 12:00:00 AM	37.2	2395	2818	55	35.2	54.8%	31.1
28/11/2022 12:00:00 AM	37.2	1977	2326	60	35.1	58.0%	31.3
29/11/2022 12:00:00 AM	36.4	2592	3049	55	34.8	52.8%	30.8
30/11/2022 12:00:00 AM	36.1	2700	3177	60	34.9	49.6%	30.4
01/12/2022 12:00:00 AM	36.0	2778	3268	60	34.7	50.6%	30.4
02/12/2022 12:00:00 AM	35.8	2834	3334	55	34.6	51.1%	30.4
03/12/2022 12:00:00 AM	36.2	3201	3766	60	34.8	51.3%	30.5
04/12/2022 12:00:00 AM	36.9	2431	2860	55	34.9	57.0%	31.2
05/12/2022 12:00:00 AM	37.0	1822	2144	60	35.0	57.1%	31.2
06/12/2022 12:00:00 AM	36.4	2616	3078	50	34.7	53.7%	30.7
07/12/2022 12:00:00 AM	35.5	2701	3178	55	34.5	51.4%	30.4
08/12/2022 12:00:00 AM	36.1	2891	3401	60	34.7	52.8%	30.7
09/12/2022 12:00:00 AM	36.4	2758	3245	60	34.7	54.5%	30.8
10/12/2022 12:00:00 AM	36.1	3045	3582	60	34.6	53.1%	30.6
11/12/2022 12:00:00 AM	36.8	2238	2633	60	35.1	53.6%	30.9
12/12/2022 12:00:00 AM	37.4	1888	2221	65	35.2	57.6%	31.3
13/12/2022 12:00:00 AM	35.8	2642	3108	55	34.7	49.3%	30.3
14/12/2022 12:00:00 AM	35.6	2645	3112	65	34.6	50.2%	30.4
15/12/2022 12:00:00 AM	36.9	2540	2988	55	34.9	56.1%	31.0
16/12/2022 12:00:00 AM	36.7	2647	3114	55	34.9	54.3%	30.8
17/12/2022 12:00:00 AM	36.1	2853	3356	55	34.7	52.4%	30.4
18/12/2022 12:00:00 AM	36.9	2306	2713	65	34.9	56.9%	31.1

Outgoing Summary  
A170 outward 2023

from Wed-Nov-02-2022-12-00-AM to Sat-Feb-18-2023-11-59-PM

19/12/2022 12:00:00 AM	37.4	1689	1987	55	35.2	55.6%	31.2
20/12/2022 12:00:00 AM	36.5	2669	3140	55	34.8	53.9%	30.7
21/12/2022 12:00:00 AM	36.5	2778	3268	60	34.9	54.4%	30.9
22/12/2022 12:00:00 AM	37.0	2823	3321	60	34.9	57.5%	31.1
23/12/2022 12:00:00 AM	36.2	2639	3105	60	34.7	52.5%	30.6
24/12/2022 12:00:00 AM	36.3	2762	3250	55	34.7	53.2%	30.6
25/12/2022 12:00:00 AM	37.0	2129	2505	60	35.0	56.3%	31.0
26/12/2022 12:00:00 AM	38.9	910	1070	60	36.0	63.4%	32.4
27/12/2022 12:00:00 AM	38.0	1633	1921	75	35.3	62.3%	31.9
28/12/2022 12:00:00 AM	37.3	1991	2342	55	35.0	59.1%	31.4
29/12/2022 12:00:00 AM	36.8	2122	2496	70	34.8	56.4%	31.0
30/12/2022 12:00:00 AM	37.0	2547	2996	60	34.9	57.1%	31.2
31/12/2022 12:00:00 AM	36.8	2468	2904	55	34.9	55.7%	31.0
01/01/2023 12:00:00 AM	36.7	2039	2399	55	34.8	54.7%	30.9
02/01/2023 12:00:00 AM	37.4	1591	1872	60	35.0	60.3%	31.5
03/01/2023 12:00:00 AM	37.8	2082	2449	55	35.2	62.5%	31.8
04/01/2023 12:00:00 AM	36.5	2114	2487	55	34.8	53.8%	30.8
05/01/2023 12:00:00 AM	36.5	2529	2975	60	34.7	56.8%	31.0
06/01/2023 12:00:00 AM	36.1	2627	3091	55	34.7	52.5%	30.7
07/01/2023 12:00:00 AM	36.1	2820	3318	55	34.7	53.2%	30.7
08/01/2023 12:00:00 AM	37.4	1878	2210	55	35.2	57.9%	31.4
09/01/2023 12:00:00 AM	37.5	1680	1976	55	35.1	59.6%	31.4
10/01/2023 12:00:00 AM	36.6	2547	2996	55	34.8	55.2%	30.9
11/01/2023 12:00:00 AM	36.4	2327	2738	60	34.8	52.8%	30.8
12/01/2023 12:00:00 AM	36.8	2619	3081	60	35.0	54.4%	30.9
13/01/2023 12:00:00 AM	36.3	2717	3196	65	34.7	53.5%	30.7
14/01/2023 12:00:00 AM	36.7	2836	3337	55	34.9	55.3%	31.0
15/01/2023 12:00:00 AM	37.2	2180	2565	60	35.0	58.9%	31.4
16/01/2023 12:00:00 AM	37.7	1797	2114	55	35.1	62.5%	31.7
17/01/2023 12:00:00 AM	36.0	2282	2685	55	34.7	51.0%	30.5
18/01/2023 12:00:00 AM	36.8	2564	3016	60	34.9	55.5%	31.0
19/01/2023 12:00:00 AM	36.8	2589	3046	60	34.9	55.0%	30.9
20/01/2023 12:00:00 AM	36.5	2684	3158	60	34.7	56.0%	30.9
21/01/2023 12:00:00 AM	36.4	2863	3368	55	34.8	53.2%	30.7
22/01/2023 12:00:00 AM	37.1	2189	2575	55	35.0	56.5%	31.1
23/01/2023 12:00:00 AM	37.2	1563	1839	65	35.1	57.3%	31.2
24/01/2023 12:00:00 AM	36.1	2477	2914	60	34.8	50.8%	30.6
25/01/2023 12:00:00 AM	35.6	2570	3024	55	34.5	51.5%	30.5
26/01/2023 12:00:00 AM	35.4	2710	3188	60	34.6	50.8%	30.4
27/01/2023 12:00:00 AM	35.7	2717	3196	70	34.6	51.2%	30.4
28/01/2023 12:00:00 AM	36.4	3018	3550	60	34.8	52.2%	30.7
29/01/2023 12:00:00 AM	37.4	2312	2720	55	35.3	57.0%	31.3
30/01/2023 12:00:00 AM	37.4	1939	2281	55	35.1	59.2%	31.3
31/01/2023 12:00:00 AM	36.7	2677	3149	65	34.9	55.3%	31.0
01/02/2023 12:00:00 AM	36.8	2725	3206	55	34.9	54.8%	30.9
02/02/2023 12:00:00 AM	36.6	2814	3311	70	34.9	55.2%	31.0
03/02/2023 12:00:00 AM	36.5	2807	3302	65	34.8	53.4%	30.8

Outgoing Summary  
A170 outward 2023

from Wed-Nov-02-2022-12-00-AM to Sat-Feb-18-2023-11-59-PM

04/02/2023 12:00:00 AM	36.4	3009	3540	55	34.7	54.0%	30.8
05/02/2023 12:00:00 AM	37.0	2497	2938	60	35.0	55.4%	31.0
06/02/2023 12:00:00 AM	37.2	2383	2803	60	35.2	56.1%	31.2
07/02/2023 12:00:00 AM	36.6	2723	3203	65	34.8	55.9%	31.0
08/02/2023 12:00:00 AM	36.2	2700	3177	55	34.8	50.8%	30.6
09/02/2023 12:00:00 AM	36.4	2835	3335	55	34.8	53.2%	30.7
10/02/2023 12:00:00 AM	36.5	2914	3428	55	34.8	54.1%	30.9
11/02/2023 12:00:00 AM	35.9	3048	3586	55	34.6	52.0%	30.5
12/02/2023 12:00:00 AM	37.2	2683	3156	55	34.9	59.3%	31.3
13/02/2023 12:00:00 AM	37.7	2631	3095	65	35.3	58.2%	31.5
14/02/2023 12:00:00 AM	36.2	2717	3196	60	34.7	52.8%	30.7
15/02/2023 12:00:00 AM	36.3	2765	3253	55	34.7	53.8%	30.7
16/02/2023 12:00:00 AM	36.8	2844	3346	60	34.9	55.7%	31.0
17/02/2023 12:00:00 AM	36.2	2825	3324	55	34.7	53.6%	30.7
18/02/2023 12:00:00 AM	37.0	2860	3365	55	34.8	58.8%	31.2
18/02/2023 11:59:59 PM	36.9	2530	2977	60	34.9	56.9%	31.1

Outgoing Weekly Counts  
A170 outward 2023

from Wed-Nov-02-2022-12-00-AM to Sat-Feb-18-2023-11-59-PM

	31/10/2022	to	06/11/2022							
	Monday	Tuesday	Wednesday	Thursday	Friday	Saturday	Sunday	Week	Weekend	Week Day 85%
Hour	31/10/2022	01/11/2022	02/11/2022	03/11/2022	04/11/2022	05/11/2022	06/11/2022	Day Avg	Avg	Avg Speed
0 - 1	*	*	6	4	4	5	4	4.67	4.5	39.43
1 - 2	*	*	0	3	4	6	1	2.33	3.5	42.5
2 - 3	*	*	6	7	6	8	1	6.33	4.5	40
3 - 4	*	*	3	3	5	4	1	3.67	2.5	41.1
4 - 5	*	*	9	7	10	6	1	8.67	3.5	38.9
5 - 6	*	*	13	13	20	8	6	15.33	7	39.17
6 - 7	*	*	35	61	47	22	11	47.67	16.5	37.33
7 - 8	*	*	138	131	135	63	25	134.67	44	33.07
8 - 9	*	*	223	282	266	150	54	257	102	31.37
9 - 10	*	*	276	298	334	127	114	302.67	120.5	31
10 - 11	*	*	269	230	330	153	155	276.33	154	31.73
11 - 12	*	*	234	251	0	188	190	161.67	189	31.2
12 - 13	*	*	204	194	0	195	226	132.67	210.5	32
13 - 14	*	*	216	203	162	159	209	193.67	184	33.17
14 - 15	*	*	233	221	244	178	242	232.67	210	32.23
15 - 16	*	*	232	249	253	128	158	244.67	143	32.13
16 - 17	*	*	280	307	346	139	119	311	129	31.3
17 - 18	*	*	156	249	235	106	181	213.33	143.5	31.33
18 - 19	*	*	117	140	155	96	100	137.33	98	32.87
19 - 20	*	*	54	86	88	67	60	76	63.5	33.67
20 - 21	*	*	37	61	53	43	39	50.33	41	35.27
21 - 22	*	*	23	30	59	40	27	37.33	33.5	34.4
22 - 23	*	*	7	23	32	37	15	20.67	26	38.87
23 - 24	*	*	11	15	22	19	9	16	14	38.33
Totals	0	0	2782	3068	2810	1947	1948			
% of Total	0%	0%	22.16%	24.44%	22.38%	15.51%	15.52%			

Outgoing Weekly Counts  
A170 outward 2023

from Wed-Nov-02-2022-12-00-AM to Sat-Feb-18-2023-11-59-PM

	07/11/2022	to	13/11/2022							
	Monday	Tuesday	Wednesday	Thursday	Friday	Saturday	Sunday	Week	Weekend	Week Day 85%
Hour	07/11/2022	08/11/2022	09/11/2022	10/11/2022	11/11/2022	12/11/2022	13/11/2022	Day Avg	Avg	Avg Speed
0 - 1	4	4	2	5	9	2	11	4.8	6.5	37.66
1 - 2	3	3	3	1	4	2	4	2.8	3	42
2 - 3	2	5	5	6	3	10	2	4.2	6	41
3 - 4	6	1	2	7	6	4	2	4.4	3	41
4 - 5	7	3	8	8	6	5	7	6.4	6	40
5 - 6	19	16	22	14	12	5	5	16.6	5	39.52
6 - 7	42	38	41	36	41	32	8	39.6	20	38.72
7 - 8	117	140	121	142	163	61	22	136.6	41.5	33.62
8 - 9	240	242	244	248	261	128	69	247	98.5	30.96
9 - 10	268	268	318	313	295	199	135	292.4	167	30.9
10 - 11	214	206	239	251	298	277	209	241.6	243	31.82
11 - 12	237	238	230	232	287	276	191	244.8	233.5	31.54
12 - 13	239	196	173	222	284	235	190	222.8	212.5	32.74
13 - 14	209	172	194	170	250	217	219	199	218	32.7
14 - 15	214	182	192	241	211	215	202	208	208.5	32.46
15 - 16	226	212	206	249	250	235	254	228.6	244.5	32.6
16 - 17	266	277	279	332	279	223	215	286.6	219	31.78
17 - 18	227	230	224	229	246	178	142	231.2	160	31.8
18 - 19	137	115	130	185	131	134	91	139.6	112.5	32.66
19 - 20	84	76	81	92	72	83	67	81	75	33.04
20 - 21	38	48	37	86	37	38	37	49.2	37.5	35.04
21 - 22	25	31	38	38	41	34	24	34.6	29	35.04
22 - 23	16	22	23	20	30	34	13	22.2	23.5	36.5
23 - 24	7	11	15	14	28	16	9	15	12.5	36.54
Totals	2847	2736	2827	3141	3244	2643	2128			
% of Total	14.55%	13.98%	14.45%	16.05%	16.58%	13.51%	10.88%			

Outgoing Weekly Counts  
A170 outward 2023

from Wed-Nov-02-2022-12-00-AM to Sat-Feb-18-2023-11-59-PM

	14/11/2022	to	20/11/2022							
	Monday	Tuesday	Wednesday	Thursday	Friday	Saturday	Sunday	Week	Weekend	Week Day 85%
Hour	14/11/2022	15/11/2022	16/11/2022	17/11/2022	18/11/2022	19/11/2022	20/11/2022	Day Avg	Avg	Avg Speed
0 - 1	10	3	1	3	1	9	10	3.6	9.5	36
1 - 2	2	3	0	0	0	7	7	1	7	47.5
2 - 3	5	4	2	3	4	6	5	3.6	5.5	38
3 - 4	6	6	2	6	6	1	4	5.2	2.5	43.48
4 - 5	12	8	8	4	9	10	2	8.2	6	41.16
5 - 6	28	24	19	12	20	5	4	20.6	4.5	38.8
6 - 7	54	46	48	14	37	6	7	39.8	6.5	37.8
7 - 8	142	137	117	75	128	18	32	119.8	25	33.66
8 - 9	269	205	259	142	239	106	54	222.8	80	31.02
9 - 10	234	108	283	130	272	161	94	205.4	127.5	31.64
10 - 11	241	93	198	103	291	214	193	185.2	203.5	31.44
11 - 12	254	81	234	155	280	256	223	200.8	239.5	31.04
12 - 13	228	84	224	123	226	231	267	177	249	31.9
13 - 14	166	71	229	127	223	194	235	163.2	214.5	33.08
14 - 15	184	77	168	88	204	188	260	144.2	224	32.04
15 - 16	220	87	192	115	256	262	261	174	261.5	31.62
16 - 17	282	153	205	149	279	239	235	213.6	237	31.04
17 - 18	214	146	190	79	250	173	138	175.8	155.5	31.18
18 - 19	130	81	119	57	135	151	104	104.4	127.5	32.5
19 - 20	59	49	105	32	90	120	91	67	105.5	32.7
20 - 21	48	27	39	39	43	52	65	39.2	58.5	34.38
21 - 22	20	28	33	24	43	44	30	29.6	37	34.56
22 - 23	19	17	13	12	22	37	22	16.6	29.5	36.56
23 - 24	6	7	5	6	17	43	5	8.2	24	34.86
Totals	2833	1545	2693	1498	3075	2533	2348			
% of Total	17.14%	9.35%	16.3%	9.07%	18.61%	15.33%	14.21%			

Outgoing Weekly Counts  
A170 outward 2023

from Wed-Nov-02-2022-12-00-AM to Sat-Feb-18-2023-11-59-PM

	21/11/2022	to	27/11/2022							
	Monday	Tuesday	Wednesday	Thursday	Friday	Saturday	Sunday	Week	Weekend	Week Day 85%
Hour	21/11/2022	22/11/2022	23/11/2022	24/11/2022	25/11/2022	26/11/2022	27/11/2022	Day Avg	Avg	Avg Speed
0 - 1	5	5	8	6	9	14	13	6.6	13.5	42
1 - 2	2	1	7	4	1	4	0	3	2	36.5
2 - 3	0	2	1	1	3	3	2	1.4	2.5	35
3 - 4	2	1	5	2	3	1	2	2.6	1.5	38
4 - 5	4	2	4	6	3	3	2	3.8	2.5	41
5 - 6	10	5	7	10	8	4	6	8	5	40
6 - 7	40	29	36	30	31	17	4	33.2	10.5	41.44
7 - 8	110	139	127	130	105	37	19	122.2	28	38.62
8 - 9	235	257	239	257	211	137	44	239.8	90.5	35.62
9 - 10	267	211	182	195	230	139	102	217	120.5	37.18
10 - 11	215	211	190	248	272	241	193	227.2	217	36.2
11 - 12	232	223	177	263	245	259	237	228	248	35.84
12 - 13	249	250	223	270	352	314	225	268.8	269.5	35.62
13 - 14	196	216	198	250	287	276	239	229.4	257.5	35.86
14 - 15	234	258	212	284	301	254	262	257.8	258	35.7
15 - 16	288	315	274	332	403	292	242	322.4	267	35.1
16 - 17	256	343	260	283	330	282	249	294.4	265.5	34.92
17 - 18	273	307	291	314	373	187	185	311.6	186	35.04
18 - 19	161	190	191	187	225	123	104	190.8	113.5	37.02
19 - 20	96	104	109	146	130	93	62	117	77.5	37.84
20 - 21	88	75	63	76	68	53	55	74	54	38.86
21 - 22	37	59	73	58	55	33	49	56.4	41	39.58
22 - 23	25	23	38	43	60	28	19	37.8	23.5	39.6
23 - 24	9	11	12	18	30	24	11	16	17.5	39.56
Totals	3034	3237	2927	3413	3735	2818	2326			
% of Total	14.12%	15.06%	13.62%	15.88%	17.38%	13.11%	10.82%			



Outgoing Weekly Counts  
A170 outward 2023

from Wed-Nov-02-2022-12-00-AM to Sat-Feb-18-2023-11-59-PM

	28/11/2022	to	04/12/2022							
	Monday	Tuesday	Wednesday	Thursday	Friday	Saturday	Sunday	Week	Weekend	Week Day 85%
Hour	28/11/2022	29/11/2022	30/11/2022	01/12/2022	02/12/2022	03/12/2022	04/12/2022	Day Avg	Avg	Avg Speed
0 - 1	5	2	5	5	6	18	16	4.6	17	40.5
1 - 2	2	4	5	3	0	8	8	2.8	8	40
2 - 3	1	0	1	0	2	3	1	0.8	2	40
3 - 4	3	3	2	1	2	3	2	2.2	2.5	39
4 - 5	5	3	4	4	1	0	0	3.4	0	41
5 - 6	18	9	9	6	15	8	5	11.4	6.5	44.02
6 - 7	27	35	30	42	27	17	6	32.2	11.5	41.76
7 - 8	130	111	124	118	117	39	16	120	27.5	38.02
8 - 9	255	260	250	234	227	107	41	245.2	74	35.52
9 - 10	219	246	230	237	255	170	112	237.4	141	36.02
10 - 11	195	218	233	205	246	205	171	219.4	188	35.96
11 - 12	223	226	223	228	223	241	215	224.6	228	36.64
12 - 13	241	228	230	285	313	309	230	259.4	269.5	35.78
13 - 14	226	222	239	250	321	281	214	251.6	247.5	35.88
14 - 15	214	242	213	253	309	256	237	246.2	246.5	35.06
15 - 16	298	302	318	338	406	254	188	332.4	221	34.78
16 - 17	285	315	322	285	340	271	191	309.4	231	34.58
17 - 18	296	299	318	304	341	216	186	311.6	201	34.98
18 - 19	162	185	203	210	259	150	111	203.8	130.5	36.74
19 - 20	88	114	103	116	155	102	81	115.2	91.5	37.62
20 - 21	64	67	76	81	75	57	53	72.6	55	38.54
21 - 22	50	41	51	59	54	51	34	51	42.5	37.68
22 - 23	28	30	59	46	54	70	19	43.4	44.5	38.58
23 - 24	14	15	20	24	18	24	7	18.2	15.5	41.1
Totals	3049	3177	3268	3334	3766	2860	2144			
% of Total	14.12%	14.71%	15.13%	15.44%	17.44%	13.24%	9.93%			

Outgoing Weekly Counts  
A170 outward 2023

from Wed-Nov-02-2022-12-00-AM to Sat-Feb-18-2023-11-59-PM

	05/12/2022	to	11/12/2022							
	Monday	Tuesday	Wednesday	Thursday	Friday	Saturday	Sunday	Week	Weekend	Week Day 85%
Hour	05/12/2022	06/12/2022	07/12/2022	08/12/2022	09/12/2022	10/12/2022	11/12/2022	Day Avg	Avg	Avg Speed
0 - 1	12	11	4	11	5	14	24	8.6	19	39
1 - 2	1	2	3	3	4	10	4	2.6	7	45.5
2 - 3	0	2	1	1	2	3	4	1.2	3.5	35
3 - 4	1	4	4	2	1	1	4	2.4	2.5	42
4 - 5	5	7	6	3	4	1	0	5	0.5	39
5 - 6	4	4	6	9	8	12	2	6.2	7	41.5
6 - 7	35	36	33	30	33	16	6	33.4	11	41.14
7 - 8	110	153	112	121	97	30	17	118.6	23.5	37.56
8 - 9	229	259	251	238	229	81	38	241.2	59.5	35.54
9 - 10	219	242	234	230	246	133	106	234.2	119.5	36.9
10 - 11	221	206	231	216	227	197	165	220.2	181	35.86
11 - 12	243	221	257	226	272	237	187	243.8	212	36.42
12 - 13	219	220	256	232	262	233	230	237.8	231.5	36.52
13 - 14	235	231	250	215	266	281	214	239.4	247.5	36.66
14 - 15	231	236	224	250	325	264	256	253.2	260	35.44
15 - 16	314	315	340	301	361	244	229	326.2	236.5	34.66
16 - 17	319	332	332	350	367	269	223	340	246	34.44
17 - 18	264	263	306	287	314	204	190	286.8	197	34.78
18 - 19	146	159	188	186	191	138	106	174	122	36.94
19 - 20	96	89	127	112	112	79	73	107.2	76	36.68
20 - 21	74	59	81	58	92	30	51	72.8	40.5	38.08
21 - 22	50	57	55	46	49	49	32	51.4	40.5	38.12
22 - 23	36	61	79	97	80	72	44	70.6	58	36.76
23 - 24	14	9	21	21	35	35	16	20	25.5	38.4
Totals	3078	3178	3401	3245	3582	2633	2221			
% of Total	14.42%	14.89%	15.94%	15.21%	16.79%	12.34%	10.41%			

Outgoing Weekly Counts  
A170 outward 2023

from Wed-Nov-02-2022-12-00-AM to Sat-Feb-18-2023-11-59-PM

	12/12/2022	to	18/12/2022							
	Monday	Tuesday	Wednesday	Thursday	Friday	Saturday	Sunday	Week	Weekend	Week Day 85%
Hour	12/12/2022	13/12/2022	14/12/2022	15/12/2022	16/12/2022	17/12/2022	18/12/2022	Day Avg	Avg	Avg Speed
0 - 1	4	3	2	1	6	14	20	3.2	17	37
1 - 2	2	0	2	5	2	3	8	2.2	5.5	36.88
2 - 3	2	1	0	2	3	5	4	1.6	4.5	38.75
3 - 4	3	2	0	3	2	1	1	2	1	41.25
4 - 5	6	4	4	3	3	2	0	4	1	41
5 - 6	11	7	4	6	10	3	2	7.6	2.5	40.08
6 - 7	36	27	28	30	23	12	7	28.8	9.5	40.24
7 - 8	123	127	118	105	86	45	19	111.8	32	37.52
8 - 9	236	238	233	229	222	103	42	231.6	72.5	35.4
9 - 10	208	232	218	218	219	146	91	219	118.5	37.06
10 - 11	211	206	207	198	208	212	164	206	188	36.48
11 - 12	269	225	215	244	221	247	196	234.8	221.5	36.24
12 - 13	257	229	219	222	266	258	205	238.6	231.5	36.5
13 - 14	213	204	217	244	282	254	226	232	240	35.96
14 - 15	228	236	254	237	306	263	211	252.2	237	36.46
15 - 16	329	317	312	310	388	305	214	331.2	259.5	34.86
16 - 17	291	245	289	271	331	290	151	285.4	220.5	34.92
17 - 18	264	342	265	246	276	181	112	278.6	146.5	34.92
18 - 19	181	203	166	187	182	119	86	183.8	102.5	36.58
19 - 20	92	99	90	117	115	81	99	102.6	90	35.96
20 - 21	59	59	46	78	76	61	59	63.6	60	38.28
21 - 22	43	50	39	94	46	36	32	54.4	34	37.9
22 - 23	26	41	52	49	49	37	30	43.4	33.5	38.4
23 - 24	14	15	8	15	34	35	8	17.2	21.5	41.6
Totals	3108	3112	2988	3114	3356	2713	1987			
% of Total	15.25%	15.27%	14.66%	15.28%	16.47%	13.31%	9.75%			

Outgoing Weekly Counts  
A170 outward 2023

from Wed-Nov-02-2022-12-00-AM to Sat-Feb-18-2023-11-59-PM

	19/12/2022	to	25/12/2022							
	Monday	Tuesday	Wednesday	Thursday	Friday	Saturday	Sunday	Week	Weekend	Week Day 85%
Hour	19/12/2022	20/12/2022	21/12/2022	22/12/2022	23/12/2022	24/12/2022	25/12/2022	Day Avg	Avg	Avg Speed
0 - 1	7	6	3	8	10	12	18	6.8	15	45.66
1 - 2	1	3	3	2	0	10	11	1.8	10.5	43.75
2 - 3	2	1	0	1	4	5	2	1.6	3.5	41.25
3 - 4	1	3	2	1	6	2	0	2.6	1	37
4 - 5	4	3	7	5	5	1	0	4.8	0.5	38
5 - 6	7	9	11	12	7	7	0	9.2	3.5	42.16
6 - 7	35	32	37	26	16	12	3	29.2	7.5	40.18
7 - 8	94	106	105	103	77	32	11	97	21.5	38.86
8 - 9	194	216	192	147	158	69	23	181.4	46	36.76
9 - 10	187	213	201	163	189	137	50	190.6	93.5	37.28
10 - 11	245	266	289	262	278	235	118	268	176.5	36.06
11 - 12	256	287	272	268	286	272	173	273.8	222.5	35.92
12 - 13	260	236	288	285	330	281	144	279.8	212.5	35.98
13 - 14	260	257	272	256	294	265	101	267.8	183	36.52
14 - 15	273	283	285	270	376	266	45	297.4	155.5	35.36
15 - 16	306	331	300	298	320	239	64	311	151.5	34.92
16 - 17	312	309	319	314	254	192	57	301.6	124.5	34.54
17 - 18	270	259	269	242	225	159	54	253	106.5	35.82
18 - 19	153	193	173	173	128	124	70	164	97	36.66
19 - 20	99	101	109	83	106	60	43	99.6	51.5	38.42
20 - 21	73	69	75	74	59	42	33	70	37.5	38.46
21 - 22	41	36	47	46	48	34	22	43.6	28	38.9
22 - 23	47	36	33	49	46	32	18	42.2	25	39.28
23 - 24	13	13	29	17	28	17	10	20	13.5	40.8
Totals	3140	3268	3321	3105	3250	2505	1070			
% of Total	15.97%	16.62%	16.89%	15.79%	16.53%	12.74%	5.44%			

Outgoing Weekly Counts  
A170 outward 2023

from Wed-Nov-02-2022-12-00-AM to Sat-Feb-18-2023-11-59-PM

	26/12/2022	to	01/01/2023							
	Monday	Tuesday	Wednesday	Thursday	Friday	Saturday	Sunday	Week	Weekend	Week Day 85%
Hour	26/12/2022	27/12/2022	28/12/2022	29/12/2022	30/12/2022	31/12/2022	01/01/2023	Day Avg	Avg	Avg Speed
0 - 1	2	7	13	3	8	10	17	6.6	13.5	43
1 - 2	4	3	10	9	4	2	19	6	10.5	38.52
2 - 3	0	2	5	6	0	3	9	2.6	6	50
3 - 4	1	3	1	4	6	2	4	3	3	40.5
4 - 5	0	3	5	3	3	3	2	2.8	2.5	46.25
5 - 6	2	9	7	7	12	8	3	7.4	5.5	39.66
6 - 7	6	17	14	11	14	13	6	12.4	9.5	39.46
7 - 8	12	25	49	47	55	19	10	37.6	14.5	39.9
8 - 9	46	49	86	97	84	55	20	72.4	37.5	38.02
9 - 10	97	93	123	151	143	114	61	121.4	87.5	38.02
10 - 11	193	162	233	274	211	201	143	214.6	172	36.16
11 - 12	217	260	231	307	263	247	209	255.6	228	36.08
12 - 13	242	263	234	336	278	255	244	270.6	249.5	36.82
13 - 14	224	277	237	289	319	235	234	269.2	234.5	36.8
14 - 15	169	252	268	333	329	291	195	270.2	243	35.68
15 - 16	187	271	258	316	287	256	218	263.8	237	36.9
16 - 17	152	197	222	252	324	238	163	229.4	200.5	35.86
17 - 18	108	135	191	202	219	142	120	171	131	37.08
18 - 19	100	93	100	140	127	97	77	112	87	37.78
19 - 20	66	95	94	66	83	73	40	80.8	56.5	39.02
20 - 21	33	47	35	41	61	48	42	43.4	45	39.02
21 - 22	29	31	38	42	33	32	19	34.6	25.5	39.64
22 - 23	23	32	27	46	23	40	8	30.2	24	39.78
23 - 24	8	16	15	14	18	15	9	14.2	12	41.68
Totals	1921	2342	2496	2996	2904	2399	1872			
% of Total	11.35%	13.83%	14.74%	17.7%	17.15%	14.17%	11.06%			

Outgoing Weekly Counts  
A170 outward 2023

from Wed-Nov-02-2022-12-00-AM to Sat-Feb-18-2023-11-59-PM

	02/01/2023	to	08/01/2023							
	Monday	Tuesday	Wednesday	Thursday	Friday	Saturday	Sunday	Week	Weekend	Week Day 85%
Hour	02/01/2023	03/01/2023	04/01/2023	05/01/2023	06/01/2023	07/01/2023	08/01/2023	Day Avg	Avg	Avg Speed
0 - 1	6	1	3	5	2	3	13	3.4	8	40
1 - 2	2	2	3	0	0	5	5	1.4	5	40
2 - 3	3	1	1	0	1	1	2	1.2	1.5	40
3 - 4	0	2	3	1	1	2	1	1.4	1.5	43.75
4 - 5	2	2	3	4	4	4	2	3	3	43.66
5 - 6	5	7	14	5	9	5	2	8	3.5	40.66
6 - 7	7	30	31	48	27	16	5	28.6	10.5	40.52
7 - 8	23	109	125	134	115	43	19	101.2	31	38.42
8 - 9	68	189	225	246	216	80	39	188.8	59.5	36.02
9 - 10	106	180	239	240	232	110	97	199.4	103.5	36.84
10 - 11	209	209	212	227	255	154	163	222.4	158.5	36.98
11 - 12	292	211	213	214	265	187	188	239	187.5	36.02
12 - 13	304	174	231	253	254	213	242	243.2	227.5	35.42
13 - 14	313	184	220	231	288	222	216	247.2	219	36.2
14 - 15	220	205	215	255	288	234	229	236.6	231.5	35.84
15 - 16	269	219	303	333	350	217	205	294.8	211	35.46
16 - 17	195	251	296	259	339	226	182	268	204	35.38
17 - 18	160	191	272	278	281	166	138	236.4	152	35.92
18 - 19	110	135	159	157	150	122	78	142.2	100	37.7
19 - 20	57	77	85	80	108	73	61	81.4	67	37.68
20 - 21	44	47	43	56	59	46	44	49.8	45	41.04
21 - 22	24	28	39	32	31	33	21	30.8	27	40.7
22 - 23	23	21	24	25	23	31	20	23.2	25.5	41.22
23 - 24	7	12	16	8	20	17	4	12.6	10.5	40
Totals	2449	2487	2975	3091	3318	2210	1976			
% of Total	13.23%	13.44%	16.08%	16.7%	17.93%	11.94%	10.68%			

Outgoing Weekly Counts  
A170 outward 2023

from Wed-Nov-02-2022-12-00-AM to Sat-Feb-18-2023-11-59-PM

	09/01/2023	to	15/01/2023							
	Monday	Tuesday	Wednesday	Thursday	Friday	Saturday	Sunday	Week	Weekend	Week Day 85%
Hour	09/01/2023	10/01/2023	11/01/2023	12/01/2023	13/01/2023	14/01/2023	15/01/2023	Day Avg	Avg	Avg Speed
0 - 1	1	2	3	1	4	9	11	2.2	10	40.5
1 - 2	1	2	3	4	5	2	3	3	2.5	40
2 - 3	4	1	1	0	2	2	2	1.6	2	41.25
3 - 4	3	2	3	2	4	3	0	2.8	1.5	43
4 - 5	4	1	5	2	4	3	3	3.2	3	35.5
5 - 6	10	9	14	5	10	4	5	9.6	4.5	43.3
6 - 7	52	37	45	49	34	15	5	43.4	10	40.78
7 - 8	121	125	133	124	110	47	19	122.6	33	37.66
8 - 9	248	243	275	276	259	110	46	260.2	78	34.94
9 - 10	235	208	221	238	259	131	103	232.2	117	36.38
10 - 11	212	204	204	175	211	192	174	201.2	183	36.28
11 - 12	210	169	191	236	238	225	189	208.8	207	36.94
12 - 13	243	164	226	259	263	234	230	231	232	36.82
13 - 14	215	168	199	221	258	261	248	212.2	254.5	37
14 - 15	235	201	213	207	284	261	234	228	247.5	35.1
15 - 16	254	271	306	318	338	287	212	297.4	249.5	35.34
16 - 17	318	230	289	307	301	246	216	289	231	34.74
17 - 18	268	285	301	308	338	177	146	300	161.5	35.4
18 - 19	141	190	179	194	169	119	93	174.6	106	37.46
19 - 20	79	89	96	94	94	86	70	90.4	78	38.4
20 - 21	46	64	58	71	54	63	44	58.6	53.5	39.6
21 - 22	60	34	72	54	43	36	38	52.6	37	39.56
22 - 23	29	26	34	33	35	40	16	31.4	28	39.26
23 - 24	7	13	10	18	20	12	7	13.6	9.5	38.84
Totals	2996	2738	3081	3196	3337	2565	2114			
% of Total	14.96%	13.67%	15.38%	15.96%	16.66%	12.81%	10.56%			

Outgoing Weekly Counts  
A170 outward 2023

from Wed-Nov-02-2022-12-00-AM to Sat-Feb-18-2023-11-59-PM

	16/01/2023	to	22/01/2023							
	Monday	Tuesday	Wednesday	Thursday	Friday	Saturday	Sunday	Week	Weekend	Week Day 85%
Hour	16/01/2023	17/01/2023	18/01/2023	19/01/2023	20/01/2023	21/01/2023	22/01/2023	Day Avg	Avg	Avg Speed
0 - 1	3	5	4	4	11	7	14	5.4	10.5	43.26
1 - 2	3	0	2	3	0	3	3	1.6	3	46.67
2 - 3	2	0	1	1	0	1	1	0.8	1	36.67
3 - 4	1	0	4	2	1	3	3	1.6	3	41.88
4 - 5	5	5	3	3	4	5	0	4	2.5	42.5
5 - 6	7	8	7	6	11	4	5	7.8	4.5	40.34
6 - 7	47	30	47	41	27	11	9	38.4	10	39.78
7 - 8	123	113	140	134	124	38	22	126.8	30	37.6
8 - 9	244	246	266	242	252	111	34	250	72.5	35.36
9 - 10	230	234	227	201	235	131	85	225.4	108	37.4
10 - 11	228	196	195	207	209	184	138	207	161	36.9
11 - 12	172	197	193	218	232	234	172	202.4	203	35.82
12 - 13	0	214	227	237	256	263	211	186.8	237	36.98
13 - 14	193	178	213	253	254	267	201	218.2	234	36.64
14 - 15	220	241	225	256	287	259	210	245.8	234.5	35.64
15 - 16	260	293	276	313	327	243	196	293.8	219.5	35.24
16 - 17	287	333	300	295	334	257	174	309.8	215.5	34.98
17 - 18	268	290	288	332	309	182	110	297.4	146	35.32
18 - 19	157	213	177	158	195	134	85	180	109.5	36.5
19 - 20	99	101	105	92	104	74	64	100.2	69	37.38
20 - 21	56	59	50	66	76	52	55	61.4	53.5	38.12
21 - 22	46	30	52	55	54	38	23	47.4	30.5	38.86
22 - 23	23	22	28	31	47	51	18	30.2	34.5	38.58
23 - 24	11	8	16	8	19	23	6	12.4	14.5	40.66
Totals	2685	3016	3046	3158	3368	2575	1839			
% of Total	13.64%	15.32%	15.47%	16.04%	17.11%	13.08%	9.34%			



Outgoing Weekly Counts  
A170 outward 2023

from Wed-Nov-02-2022-12-00-AM to Sat-Feb-18-2023-11-59-PM

	23/01/2023	to	29/01/2023							
	Monday	Tuesday	Wednesday	Thursday	Friday	Saturday	Sunday	Week	Weekend	Week Day 85%
Hour	23/01/2023	24/01/2023	25/01/2023	26/01/2023	27/01/2023	28/01/2023	29/01/2023	Day Avg	Avg	Avg Speed
0 - 1	5	2	2	3	5	8	11	3.4	9.5	40.32
1 - 2	1	3	0	3	2	4	3	1.8	3.5	45
2 - 3	3	0	0	1	2	1	2	1.2	1.5	45
3 - 4	3	1	7	3	2	5	2	3.2	3.5	40
4 - 5	3	1	4	1	3	4	3	2.4	3.5	39
5 - 6	6	10	6	12	5	9	3	7.8	6	39.42
6 - 7	36	28	35	45	32	22	11	35.2	16.5	42.1
7 - 8	130	144	139	130	119	46	27	132.4	36.5	37.14
8 - 9	244	271	272	256	253	115	55	259.2	85	34.8
9 - 10	228	208	246	222	254	165	104	231.6	134.5	36.46
10 - 11	212	183	248	215	260	245	230	223.6	237.5	35.18
11 - 12	211	224	220	212	242	220	199	221.8	209.5	36.08
12 - 13	203	248	241	232	299	245	265	244.6	255	35.24
13 - 14	183	240	194	240	265	257	271	224.4	264	35.28
14 - 15	255	204	225	261	313	256	218	251.6	237	34.96
15 - 16	274	274	285	311	343	258	246	297.4	252	34.62
16 - 17	257	335	303	301	322	259	226	303.6	242.5	35.64
17 - 18	263	266	291	284	332	189	152	287.2	170.5	35.26
18 - 19	154	168	182	189	197	127	88	178	107.5	37.02
19 - 20	92	81	114	111	123	101	69	104.2	85	36.46
20 - 21	71	59	56	53	65	52	44	60.8	48	38.9
21 - 22	45	33	75	65	51	46	29	53.8	37.5	36.94
22 - 23	26	34	28	27	47	58	18	32.4	38	38.42
23 - 24	9	7	15	19	14	28	5	12.8	16.5	39.84
Totals	2914	3024	3188	3196	3550	2720	2281			
% of Total	13.96%	14.49%	15.27%	15.31%	17.01%	13.03%	10.93%			

Outgoing Weekly Counts  
A170 outward 2023

from Wed-Nov-02-2022-12-00-AM to Sat-Feb-18-2023-11-59-PM

	30/01/2023	to	05/02/2023							
	Monday	Tuesday	Wednesday	Thursday	Friday	Saturday	Sunday	Week	Weekend	Week Day 85%
Hour	30/01/2023	31/01/2023	01/02/2023	02/02/2023	03/02/2023	04/02/2023	05/02/2023	Day Avg	Avg	Avg Speed
0 - 1	3	3	5	7	6	7	23	4.8	15	40.16
1 - 2	4	1	1	3	2	4	4	2.2	4	39.5
2 - 3	2	3	2	2	1	3	2	2	2.5	42
3 - 4	2	0	5	1	4	3	0	2.4	1.5	36.88
4 - 5	5	6	4	2	3	5	1	4	3	34.42
5 - 6	11	13	7	8	12	6	7	10.2	6.5	43
6 - 7	40	36	45	41	36	14	11	39.6	12.5	40.98
7 - 8	139	147	147	127	122	43	33	136.4	38	38.06
8 - 9	286	277	279	255	240	113	71	267.4	92	35.08
9 - 10	221	225	251	245	248	205	137	238	171	36.66
10 - 11	229	224	215	257	228	273	235	230.6	254	36.84
11 - 12	255	258	232	224	265	250	275	246.8	262.5	36.36
12 - 13	229	238	279	242	262	306	252	250	279	36.86
13 - 14	197	203	236	255	286	262	257	235.4	259.5	36.72
14 - 15	228	241	230	234	305	287	268	247.6	277.5	36.6
15 - 16	276	299	323	323	341	287	349	312.4	318	35.06
16 - 17	291	291	287	308	367	261	339	308.8	300	35.48
17 - 18	276	287	284	313	299	201	206	291.8	203.5	35.32
18 - 19	186	195	178	164	192	133	128	183	130.5	36.34
19 - 20	98	111	111	112	116	91	83	109.6	87	37.72
20 - 21	76	72	70	76	70	51	61	72.8	56	38.22
21 - 22	51	49	66	59	45	34	32	54	33	39.08
22 - 23	35	16	33	32	59	70	25	35	47.5	39.06
23 - 24	9	11	21	12	31	29	4	16.8	16.5	41.08
Totals	3149	3206	3311	3302	3540	2938	2803			
% of Total	14.15%	14.41%	14.88%	14.84%	15.91%	13.21%	12.6%			

Outgoing Weekly Counts  
A170 outward 2023

from Wed-Nov-02-2022-12-00-AM to Sat-Feb-18-2023-11-59-PM

	06/02/2023	to	12/02/2023							
	Monday	Tuesday	Wednesday	Thursday	Friday	Saturday	Sunday	Week	Weekend	Week Day 85%
Hour	06/02/2023	07/02/2023	08/02/2023	09/02/2023	10/02/2023	11/02/2023	12/02/2023	Day Avg	Avg	Avg Speed
0 - 1	2	1	7	6	4	6	14	4	10	42.5
1 - 2	2	0	1	3	3	2	12	1.8	7	48.75
2 - 3	3	2	1	3	0	1	3	1.8	2	42.5
3 - 4	2	0	2	1	2	0	0	1.4	0	43.75
4 - 5	3	1	4	5	5	4	0	3.6	2	38
5 - 6	9	4	9	8	13	8	5	8.6	6.5	40.5
6 - 7	50	44	46	49	42	19	29	46.2	24	39.8
7 - 8	139	157	155	130	129	53	164	142	108.5	38.18
8 - 9	263	247	253	262	265	119	176	258	147.5	35.56
9 - 10	230	226	231	265	258	183	174	242	178.5	36.1
10 - 11	238	245	241	237	255	247	221	243.2	234	35.9
11 - 12	223	249	231	257	269	256	281	245.8	268.5	36.34
12 - 13	245	229	257	257	296	338	377	256.8	357.5	36.66
13 - 14	235	212	262	236	284	309	365	245.8	337	36.4
14 - 15	248	249	226	268	316	314	275	261.4	294.5	35.52
15 - 16	336	273	292	303	365	302	278	313.8	290	35.06
16 - 17	288	297	337	333	319	299	255	314.8	277	35.04
17 - 18	286	301	314	322	290	247	181	302.6	214	34.98
18 - 19	169	197	175	195	191	168	102	185.4	135	36.54
19 - 20	92	95	114	104	102	99	69	101.4	84	37.04
20 - 21	61	73	62	74	69	53	65	67.8	59	38.22
21 - 22	58	37	49	59	43	53	28	49.2	40.5	39.02
22 - 23	18	29	47	32	41	46	14	33.4	30	40.38
23 - 24	3	9	19	19	25	30	7	15	18.5	39.76
Totals	3203	3177	3335	3428	3586	3156	3095			
% of Total	13.94%	13.83%	14.51%	14.92%	15.6%	13.73%	13.47%			

Outgoing Weekly Counts  
A170 outward 2023

from Wed-Nov-02-2022-12-00-AM to Sat-Feb-18-2023-11-59-PM

	13/02/2023	to	19/02/2023							
	Monday	Tuesday	Wednesday	Thursday	Friday	Saturday	Sunday	Week	Weekend	Week Day 85%
Hour	13/02/2023	14/02/2023	15/02/2023	16/02/2023	17/02/2023	18/02/2023	19/02/2023	Day Avg	Avg	Avg Speed
0 - 1	5	3	5	9	4	5	*	5.2	5	35.16
1 - 2	2	3	4	2	2	3	*	2.6	3	43
2 - 3	2	0	1	1	1	2	*	1	2	40
3 - 4	3	1	1	0	2	3	*	1.4	3	37.5
4 - 5	1	6	5	3	7	3	*	4.4	3	42
5 - 6	13	7	12	6	12	5	*	10	5	39
6 - 7	55	40	41	44	46	18	*	45.2	18	40.32
7 - 8	130	138	128	123	93	41	*	122.4	41	38.2
8 - 9	187	198	188	179	157	115	*	181.8	115	36.66
9 - 10	231	197	234	202	197	183	*	212.2	183	36.42
10 - 11	271	235	270	285	214	305	*	255	305	36.5
11 - 12	235	231	272	256	271	304	*	253	304	36.38
12 - 13	266	295	293	268	275	300	*	279.4	300	36.06
13 - 14	255	263	276	281	297	258	*	274.4	258	35.78
14 - 15	286	282	264	266	313	255	*	282.2	255	35.84
15 - 16	257	305	284	293	338	294	*	295.4	294	35.72
16 - 17	289	333	326	326	362	282	*	327.2	282	35.44
17 - 18	292	283	310	296	288	226	*	293.8	226	35.44
18 - 19	176	180	165	184	184	129	*	177.8	129	36.58
19 - 20	76	96	98	96	124	76	*	98	76	37.38
20 - 21	70	66	60	86	66	53	*	69.6	53	38.46
21 - 22	54	44	47	52	44	49	*	48.2	49	37.88
22 - 23	26	37	56	53	47	39	*	43.8	39	39.22
23 - 24	14	10	6	13	21	29	*	12.8	29	41.84
Totals	3196	3253	3346	3324	3365	2977	0			
% of Total	16.42%	16.72%	17.19%	17.08%	17.29%	15.3%	0%			

Outgoing Monthly Counts  
A170 outward 2023

from Wed-Nov-02-2022-12-00-AM to Sat-Feb-18-2023-11-59-PM

Hour	Nov 2022							Week Day Avg	Weekend Avg	Week Day 85% Avg Speed
	Monday	Tuesday	Wednesday	Thursday	Friday	Saturday	Sunday			
0 - 1	24	14	22	18	23	30	38	20.2	34	41
1 - 2	9	11	15	8	9	19	12	10.4	15.5	42.5
2 - 3	8	11	15	17	16	27	10	13.4	18.5	41.92
3 - 4	17	11	14	18	20	10	9	16	9.5	41.4
4 - 5	28	16	33	25	28	24	12	26	18	41.58
5 - 6	75	54	70	49	60	22	21	61.6	21.5	40.24
6 - 7	163	148	190	141	156	77	30	159.6	53.5	39.24
7 - 8	499	527	627	478	531	179	98	532.4	138.5	35.54
8 - 9	999	964	1215	929	977	521	221	1016.8	371	33.4
9 - 10	988	833	1289	936	1131	626	445	1035.4	535.5	33.78
10 - 11	865	728	1129	832	1191	885	750	949	817.5	33.88
11 - 12	946	768	1098	901	812	979	841	905	910	33.82
12 - 13	957	758	1054	809	862	975	908	888	941.5	34.14
13 - 14	797	681	1076	750	922	846	902	845.2	874	34.32
14 - 15	846	759	1018	834	960	835	966	883.4	900.5	34.06
15 - 16	1032	916	1222	945	1162	917	915	1055.4	916	33.92
16 - 17	1089	1088	1346	1071	1234	883	818	1165.6	850.5	33.3
17 - 18	1010	982	1179	871	1104	644	646	1029.2	645	33.76
18 - 19	590	571	760	569	646	504	399	627.2	451.5	34.76
19 - 20	327	343	452	356	380	363	280	371.6	321.5	35.64
20 - 21	238	217	252	262	201	186	196	234	191	37.22
21 - 22	132	159	218	150	198	151	130	171.4	140.5	37.34
22 - 23	88	92	140	98	144	136	69	112.4	102.5	38.42
23 - 24	36	44	63	53	97	102	34	58.6	68	38.94
Totals	11763	10695	14497	11120	12864	9941	8750			
% of Total	14.77%	13.43%	18.21%	13.96%	16.15%	12.48%	10.99%			

Outgoing Monthly Counts  
A170 outward 2023

from Wed-Nov-02-2022-12-00-AM to Sat-Feb-18-2023-11-59-PM

Hour	Dec 2022							Week Day Avg	Weekend Avg	Week Day 85% Avg Speed
	Monday	Tuesday	Wednesday	Thursday	Friday	Saturday	Sunday			
0 - 1	25	27	22	28	35	68	78	27.4	73	43.4
1 - 2	8	8	18	22	10	33	31	13.2	32	41.84
2 - 3	4	6	6	10	11	19	11	7.4	15	42.5
3 - 4	6	12	7	11	17	9	7	10.6	8	41.3
4 - 5	15	17	22	18	16	7	0	17.6	3.5	42.68
5 - 6	24	29	28	40	52	38	9	34.6	23.5	41.76
6 - 7	112	112	112	139	113	70	22	117.6	46	40.92
7 - 8	339	411	384	494	432	165	63	412	114	38.12
8 - 9	705	762	762	945	920	415	144	818.8	279.5	36.02
9 - 10	711	780	776	999	1052	700	359	863.6	529.5	37.1
10 - 11	870	840	960	1155	1170	1050	618	999	834	36.14
11 - 12	985	993	975	1273	1265	1244	771	1098.2	1007.5	36.24
12 - 13	978	948	997	1360	1449	1336	809	1146.4	1072.5	36.46
13 - 14	932	969	976	1254	1482	1316	755	1122.6	1035.5	36.52
14 - 15	901	1007	1031	1343	1645	1340	749	1185.4	1044.5	35.64
15 - 16	1136	1234	1210	1563	1762	1298	695	1381	996.5	35.1
16 - 17	1074	1083	1162	1472	1616	1260	622	1281.4	941	34.76
17 - 18	906	999	1031	1281	1375	902	542	1118.4	722	35.3
18 - 19	580	648	627	896	887	628	373	727.6	500.5	36.98
19 - 20	353	384	420	494	571	395	296	444.4	345.5	37.68
20 - 21	239	234	237	332	363	238	196	281	217	38.36
21 - 22	163	174	179	287	230	202	120	206.6	161	38.66
22 - 23	132	170	191	287	252	251	111	206.4	181	38.08
23 - 24	49	53	73	91	133	126	41	79.8	83.5	40.34
Totals	11247	11900	12206	15794	16858	13110	7422			
% of Total	12.7%	13.44%	13.79%	17.84%	19.04%	14.81%	8.38%			

Outgoing Monthly Counts  
A170 outward 2023

from Wed-Nov-02-2022-12-00-AM to Sat-Feb-18-2023-11-59-PM

	Jan 2023							Week	Weekend	Week Day 85%
Hour	Monday	Tuesday	Wednesday	Thursday	Friday	Saturday	Sunday	Day Avg	Avg	Avg Speed
0 - 1	18	13	12	13	22	27	66	15.6	46.5	43.06
1 - 2	11	8	8	10	7	14	33	8.8	23.5	43.5
2 - 3	14	5	3	2	5	5	16	5.8	10.5	41.5
3 - 4	9	5	17	8	8	13	10	9.4	11.5	42.34
4 - 5	19	15	15	10	15	16	10	14.8	13	41.92
5 - 6	39	47	41	28	35	22	18	38	20	42.06
6 - 7	182	161	158	183	120	64	36	160.8	50	40.86
7 - 8	536	638	537	522	468	174	97	540.2	135.5	37.78
8 - 9	1090	1226	1038	1020	980	416	194	1070.8	305	34.98
9 - 10	1020	1055	933	901	980	537	450	977.8	493.5	36.9
10 - 11	1090	1016	859	824	935	775	848	944.8	811.5	36.56
11 - 12	1140	1059	817	880	977	866	957	974.6	911.5	36.36
12 - 13	979	1038	925	981	1072	955	1192	999	1073.5	36.24
13 - 14	1101	973	826	945	1065	1007	1170	982	1088.5	36.44
14 - 15	1158	1092	878	979	1172	1010	1086	1055.8	1048	35.42
15 - 16	1333	1356	1170	1275	1358	1005	1077	1298.4	1041	35.08
16 - 17	1348	1440	1188	1162	1296	988	961	1286.8	974.5	35.08
17 - 18	1235	1319	1152	1202	1260	714	666	1233.6	690	35.36
18 - 19	748	901	697	698	711	502	421	751	461.5	37.06
19 - 20	425	459	400	377	429	334	304	418	319	37.54
20 - 21	293	301	207	246	254	213	229	260.2	221	39.22
21 - 22	226	174	238	206	179	153	130	204.6	141.5	39
22 - 23	136	119	114	116	152	180	80	127.4	130	39.4
23 - 24	43	51	57	53	73	80	31	55.4	55.5	40.1
Totals	14193	14471	12290	12641	13573	10070	10082			
% of Total	16.25%	16.57%	14.07%	14.48%	15.54%	11.53%	11.55%			

Outgoing Monthly Counts  
A170 outward 2023

from Wed-Nov-02-2022-12-00-AM to Sat-Feb-18-2023-11-59-PM

Hour	Feb 2023							Week Day Avg	Weekend Avg	Week Day 85% Avg Speed
	Monday	Tuesday	Wednesday	Thursday	Friday	Saturday	Sunday			
0 - 1	7	4	17	22	14	18	37	12.8	27.5	38.16
1 - 2	4	3	6	8	7	9	16	5.6	12.5	44
2 - 3	5	2	4	6	2	6	5	3.8	5.5	42
3 - 4	5	1	8	2	8	6	0	4.8	3	38.66
4 - 5	4	7	13	10	15	12	1	9.8	6.5	39
5 - 6	22	11	28	22	37	19	12	24	15.5	40.52
6 - 7	105	84	132	134	124	51	40	115.8	45.5	40.08
7 - 8	269	295	430	380	344	137	197	343.6	167	38.22
8 - 9	450	445	720	696	662	347	247	594.6	297	35.84
9 - 10	461	423	716	712	703	571	311	603	441	36.44
10 - 11	509	480	726	779	697	825	456	638.2	640.5	36.32
11 - 12	458	480	735	737	805	810	556	643	683	36.4
12 - 13	511	524	829	767	833	944	629	692.8	786.5	36.36
13 - 14	490	475	774	772	867	829	622	675.6	725.5	36.12
14 - 15	534	531	720	768	934	856	543	697.4	699.5	35.76
15 - 16	593	578	899	919	1044	883	627	806.6	755	35.26
16 - 17	577	630	950	967	1048	842	594	834.4	718	35.26
17 - 18	578	584	908	931	877	674	387	775.6	530.5	35.16
18 - 19	345	377	518	543	567	430	230	470	330	36.68
19 - 20	168	191	323	312	342	266	152	267.2	209	37.54
20 - 21	131	139	192	236	205	157	126	180.6	141.5	38.16
21 - 22	112	81	162	170	132	136	60	131.4	98	38.9
22 - 23	44	66	136	117	147	155	39	102	97	39.52
23 - 24	17	19	46	44	77	88	11	40.6	49.5	40.8
Totals	6399	6430	9992	10054	10491	9071	5898			
% of Total	10.97%	11.02%	17.13%	17.23%	17.98%	15.55%	10.11%			



Outgoing Weekly Speeds  
A170 outward 2023

from Wed-Nov-02-2022-12-00-AM to Sat-Feb-18-2023-11-59-PM

	31/10/2022	to	06/11/2022							
	Monday	Tuesday	Wednesday	Thursday	Friday	Saturday	Sunday	Week	Weekend	Week Day 85%
Hour	31/10/2022	01/11/2022	02/11/2022	03/11/2022	04/11/2022	05/11/2022	06/11/2022	Day Avg	Avg	Avg Speed
0 - 1	*	*	32.83	37	36	31	29.5	34.93	30.33	39.43
1 - 2	*	*	0	30.33	39.5	33.17	32	35.57	33	42.5
2 - 3	*	*	28.67	35	33.67	32.25	27	32.58	31.67	40
3 - 4	*	*	33.67	34	37	35.75	32	35.27	35	41.1
4 - 5	*	*	33.33	30	32.8	32.17	37	32.23	32.86	38.9
5 - 6	*	*	33.38	29.46	30.8	38.38	31.5	31.15	35.43	39.17
6 - 7	*	*	28.4	29.95	31.32	29.82	34.45	30.02	31.36	37.33
7 - 8	*	*	27.75	27.79	26.82	29.29	29.96	27.46	29.48	33.07
8 - 9	*	*	26.8	26.1	26.72	27.87	29.56	26.52	28.32	31.37
9 - 10	*	*	26.86	26.21	26.49	27.22	27	26.51	27.12	31
10 - 11	*	*	27.06	26.38	27.12	26.46	28.27	26.9	27.37	31.73
11 - 12	*	*	26.86	26.46	0	27.15	27.89	26.65	27.53	31.2
12 - 13	*	*	27.5	26.72	0	26.84	27.13	27.12	27	32
13 - 14	*	*	27.68	28.63	26.78	27.81	26.73	27.76	27.2	33.17
14 - 15	*	*	27.19	27.13	27.53	26.78	26.59	27.29	26.67	32.23
15 - 16	*	*	26.89	27.42	26.96	26.77	27.51	27.09	27.18	32.13
16 - 17	*	*	27.08	26.41	26.16	27.35	26.24	26.52	26.84	31.3
17 - 18	*	*	25.77	26.78	27.09	27.41	27.03	26.65	27.17	31.33
18 - 19	*	*	27.97	27.75	27.76	26.99	28.8	27.82	27.91	32.87
19 - 20	*	*	26.89	28.53	27.77	29	28.6	27.85	28.81	33.67
20 - 21	*	*	31.14	29.25	27.77	27.53	27.67	29.19	27.6	35.27
21 - 22	*	*	29.52	28.93	28.42	28.17	30.48	28.79	29.1	34.4
22 - 23	*	*	32	31.39	31.44	29.27	29	31.48	29.19	38.87
23 - 24	*	*	27.18	30.67	32.59	28.89	28.33	30.75	28.71	38.33
Totals	0	0	27.3	27.1	27.2	27.5	27.5			
% of Total	0%	0%	19.99%	19.84%	19.91%	20.13%	20.13%			

Outgoing Weekly Speeds  
A170 outward 2023

from Wed-Nov-02-2022-12-00-AM to Sat-Feb-18-2023-11-59-PM

	07/11/2022	to	13/11/2022							
	Monday	Tuesday	Wednesday	Thursday	Friday	Saturday	Sunday	Week	Weekend	Week Day 85%
Hour	07/11/2022	08/11/2022	09/11/2022	10/11/2022	11/11/2022	12/11/2022	13/11/2022	Day Avg	Avg	Avg Speed
0 - 1	35.75	30.75	29.5	34.2	30.56	34.5	34.09	32.13	34.15	37.66
1 - 2	43.67	28.67	37	32	31	42	29.5	34.57	33.67	42
2 - 3	32	32	35.2	38.83	32	31.2	44.5	34.71	33.42	41
3 - 4	37.33	37	27	35.14	37.83	31	37	35.82	33	41
4 - 5	30.14	29	35.38	32.88	35.33	35	33.71	33	34.25	40
5 - 6	31.47	31.56	30.27	32.21	34.33	30	27	31.71	28.5	39.52
6 - 7	31.67	31.05	29.8	33.31	29.78	32.44	29.12	31.07	31.78	38.72
7 - 8	28.01	27.6	27.94	28.79	28.41	29.44	32.45	28.17	30.24	33.62
8 - 9	26.55	26.14	27.08	26.63	27.15	29.01	29.65	26.72	29.23	30.96
9 - 10	26.47	26.29	26.69	26.57	26.97	27.5	27.64	26.61	27.56	30.9
10 - 11	27.08	26.45	27.18	27.25	26.88	26.91	26.88	26.98	26.9	31.82
11 - 12	27.39	26.53	27.02	26.74	27.33	26.47	28.54	27.02	27.32	31.54
12 - 13	27	28.3	27.12	27.94	27.64	27.16	28.2	27.6	27.62	32.74
13 - 14	27.72	27.04	27.96	28.31	27.22	27.72	27.76	27.62	27.74	32.7
14 - 15	27.97	26.95	27.71	27.02	27.17	27.8	28.88	27.36	28.32	32.46
15 - 16	27.75	27.25	27.35	27.54	27.46	27.34	28.77	27.48	28.08	32.6
16 - 17	26.81	27.06	26.78	27.12	27.34	27.74	27.97	27.03	27.85	31.78
17 - 18	26.95	26.53	26.83	27.49	27.05	27.74	27.88	26.97	27.8	31.8
18 - 19	27.39	27.71	27.01	28.09	28.38	29.54	29.78	27.74	29.64	32.66
19 - 20	27.75	27.3	27.4	28.23	27.9	28.12	29.28	27.73	28.64	33.04
20 - 21	29.89	29.69	29.08	28.83	31.51	28.89	30.51	29.6	29.69	35.04
21 - 22	29.12	29.84	28.66	27.24	30.02	28.09	31.62	28.95	29.55	35.04
22 - 23	29.44	30.86	29.35	31.25	30.87	29.82	28.46	30.41	29.45	36.5
23 - 24	30.57	30.36	32.27	29.71	31.11	29.38	38.78	30.92	32.76	36.54
Totals	27.4	27.1	27.4	27.6	27.6	27.8	28.5			
% of Total	14.17%	14.01%	14.17%	14.27%	14.27%	14.37%	14.74%			

Outgoing Weekly Speeds  
A170 outward 2023

from Wed-Nov-02-2022-12-00-AM to Sat-Feb-18-2023-11-59-PM

	14/11/2022	to	20/11/2022							
	Monday	Tuesday	Wednesday	Thursday	Friday	Saturday	Sunday	Week	Weekend	Week Day 85%
Hour	14/11/2022	15/11/2022	16/11/2022	17/11/2022	18/11/2022	19/11/2022	20/11/2022	Day Avg	Avg	Avg Speed
0 - 1	35.2	27	22	35.33	27	29.44	35.7	32.67	32.74	36
1 - 2	37	40.33	0	0	0	32.71	33.57	39	33.14	47.5
2 - 3	38	43.5	29.5	23.67	26	40.67	31	33.22	36.27	38
3 - 4	29.83	37.17	42	37.83	35.5	22	34.75	35.62	32.2	43.48
4 - 5	31.92	31.5	37.12	34.5	33.89	34.2	37	33.54	34.67	41.16
5 - 6	32.5	31.04	31.74	32.17	28.8	27	35.75	31.26	30.89	38.8
6 - 7	32.31	31.98	30.73	29.71	29.92	26.5	36.29	31.23	31.77	37.8
7 - 8	28.72	27.65	28.95	26.64	27.68	27.72	33.28	28.04	31.28	33.66
8 - 9	26.81	26.66	26.83	25.54	26.31	26.08	32.2	26.52	28.15	31.02
9 - 10	27.99	25.75	26.47	26.51	26.19	27.71	32.18	26.67	29.36	31.64
10 - 11	27.71	25.27	26.59	26.07	27.19	27.03	31.6	26.88	29.2	31.44
11 - 12	26	25.84	26.85	26.81	26.56	27.07	31.33	26.47	29.05	31.04
12 - 13	26.23	26.21	26.69	26.8	27.98	26.74	31.25	26.87	29.16	31.9
13 - 14	28.08	27.86	27.68	27.82	27.71	27.18	28.77	27.81	28.05	33.08
14 - 15	27.58	27	27.32	26.25	27.41	27.79	29.65	27.25	28.87	32.04
15 - 16	26.59	25.36	25.98	26.84	27.8	29.73	30.21	26.72	29.97	31.62
16 - 17	26.52	26.63	26.33	26.42	27.18	30.32	30.56	26.66	30.44	31.04
17 - 18	27.23	25.83	26.78	25.68	27.14	30.82	30.57	26.74	30.71	31.18
18 - 19	27.68	28.84	26.95	26.12	28.64	31.75	32.11	27.77	31.9	32.5
19 - 20	29.46	28.53	26.31	25.97	28.54	30.9	31.89	27.76	31.33	32.7
20 - 21	29.38	28.7	28.15	28.1	30.19	32.88	32.26	28.96	32.54	34.38
21 - 22	31.05	27.61	27.39	29.88	29.93	30.91	34.5	29.07	32.36	34.56
22 - 23	31.74	28.82	34.15	27.58	28.18	32.76	33.91	29.98	33.19	36.56
23 - 24	36.33	28.71	27.2	31.33	30.18	31.77	38	30.63	32.42	34.86
Totals	27.5	27.1	27.1	26.8	27.4	28.8	31			
% of Total	14.05%	13.85%	13.85%	13.69%	14%	14.72%	15.84%			

Outgoing Weekly Speeds  
A170 outward 2023

from Wed-Nov-02-2022-12-00-AM to Sat-Feb-18-2023-11-59-PM

	21/11/2022	to	27/11/2022							
	Monday	Tuesday	Wednesday	Thursday	Friday	Saturday	Sunday	Week	Weekend	Week Day 85%
Hour	21/11/2022	22/11/2022	23/11/2022	24/11/2022	25/11/2022	26/11/2022	27/11/2022	Day Avg	Avg	Avg Speed
0 - 1	31.2	38	32.62	33.17	34.22	33.36	31.38	33.76	32.41	42
1 - 2	24.5	47	25.71	32	32	31	0	29.07	31	36.5
2 - 3	0	34.5	27	27	32	32	42.5	31.29	36.2	35
3 - 4	34.5	32	37	29.5	33.67	42	29.5	34.31	33.67	38
4 - 5	35.75	34.5	30.75	39.67	30.33	34	37	34.95	35.2	41
5 - 6	32.3	36.2	36.43	36	32.88	33.5	37.83	34.55	36.1	40
6 - 7	33.42	35.48	34.61	32.03	34.68	37.47	39.75	34.02	37.9	41.44
7 - 8	32.71	31.76	32.8	32.45	32.14	33.76	35.16	32.36	34.23	38.62
8 - 9	30.65	29.85	29.44	31.49	30.02	33.23	32.07	30.31	32.94	35.62
9 - 10	31.6	31.47	31.13	30.91	31.95	31.71	31.94	31.45	31.8	37.18
10 - 11	30	31.47	30.32	29.57	31.16	31.11	31.4	30.51	31.24	36.2
11 - 12	31.02	30.59	30.58	30.37	30.73	30.8	30.8	30.65	30.8	35.84
12 - 13	30.51	31.2	30.41	29.96	30.29	30.81	31.98	30.45	31.29	35.62
13 - 14	30.71	30.81	30.98	30.3	30	30.39	30.21	30.51	30.3	35.86
14 - 15	30.85	31.22	30.41	30.72	30.07	30.68	31.01	30.64	30.85	35.7
15 - 16	30.32	30.28	31.05	29.64	29.65	30.41	31.05	30.13	30.7	35.1
16 - 17	30.05	29.26	30.87	28.71	30.73	30.26	30.29	29.91	30.28	34.92
17 - 18	29.84	30.25	29.82	29.55	30.26	31.02	31.55	29.96	31.28	35.04
18 - 19	31.02	32.07	30.85	31.05	31.76	31.21	31.72	31.38	31.44	37.02
19 - 20	33.08	31.62	31.35	31.24	32.65	31.47	32.15	31.94	31.74	37.84
20 - 21	30.78	31.96	31.22	33.59	31.5	33.11	34.22	31.81	33.68	38.86
21 - 22	31.84	32.39	31.34	32.17	32.2	32.21	31.12	31.96	31.56	39.58
22 - 23	34.16	34.87	32.55	32.26	33.73	32.5	33.37	33.35	32.85	39.6
23 - 24	34.78	32.18	33.33	35.22	32.2	33.12	33	33.34	33.09	39.56
Totals	30.8	30.9	30.8	30.5	30.8	31.1	31.3			
% of Total	14.25%	14.29%	14.25%	14.11%	14.25%	14.38%	14.48%			

Outgoing Weekly Speeds  
A170 outward 2023

from Wed-Nov-02-2022-12-00-AM to Sat-Feb-18-2023-11-59-PM

	28/11/2022	to	04/12/2022							
	Monday	Tuesday	Wednesday	Thursday	Friday	Saturday	Sunday	Week	Weekend	Week Day 85%
Hour	28/11/2022	29/11/2022	30/11/2022	01/12/2022	02/12/2022	03/12/2022	04/12/2022	Day Avg	Avg	Avg Speed
0 - 1	41	29.5	33.4	36.4	36.17	32.61	31.88	36.09	32.26	40.5
1 - 2	42	34.75	30.2	34	0	40.88	37.75	34	39.31	40
2 - 3	42	0	37	0	29.5	32	37	34.5	33.25	40
3 - 4	33.67	35.67	34.5	32	32	29	37	33.91	32.2	39
4 - 5	37	39	35.75	39.5	22	0	0	36.76	0	41
5 - 6	36.11	35.44	37.11	37.17	33.87	37.12	37.2	35.68	37.15	44.02
6 - 7	34.93	34.8	35.3	34.17	33.07	38.76	33.67	34.46	37.43	41.76
7 - 8	31.88	31.86	32.9	31	31.98	32.97	32.5	31.93	32.84	38.02
8 - 9	29.3	30.98	29.48	29.77	30.94	32.17	30.85	30.09	31.8	35.52
9 - 10	31.14	30.37	30.32	30.5	30.91	31.18	31.46	30.64	31.29	36.02
10 - 11	30.62	30.62	31.51	30.64	29.99	31.82	31.6	30.67	31.72	35.96
11 - 12	31.43	31	30.44	30.83	30.38	31.66	30.57	30.82	31.15	36.64
12 - 13	30.48	30.33	29.96	29.77	30.49	30.91	30.94	30.21	30.92	35.78
13 - 14	30.59	30.56	30.27	31.17	30.19	31.52	31.68	30.54	31.59	35.88
14 - 15	30.46	29.02	30.22	29.78	30.03	31.2	30.7	29.89	30.96	35.06
15 - 16	30.19	29.24	29.79	29.48	29.77	30.54	31.36	29.69	30.89	34.78
16 - 17	29.64	29.28	29.27	29.59	29.91	29.69	30.68	29.54	30.1	34.58
17 - 18	30.1	29.93	30.21	29.74	30.32	30.21	29.96	30.07	30.09	34.98
18 - 19	31.72	30.96	30.32	31.38	30.95	31.88	32.1	31.04	31.97	36.74
19 - 20	32.25	31.03	31.25	31.62	31.51	32.2	31.14	31.5	31.73	37.62
20 - 21	33.61	32.04	31.99	31.48	31.45	30.82	32.43	32.06	31.6	38.54
21 - 22	32.5	30.54	30.78	30.8	31.96	30.33	31.79	31.33	30.92	37.68
22 - 23	31.5	32.83	31.46	31.28	31.35	29.99	34.84	31.59	31.02	38.58
23 - 24	32.93	38.2	32.8	32.67	33.17	31.88	37	33.75	33.03	41.1
Totals	30.8	30.4	30.4	30.4	30.5	31.2	31.2			
% of Total	14.33%	14.15%	14.15%	14.15%	14.19%	14.52%	14.52%			

Outgoing Weekly Speeds  
A170 outward 2023

from Wed-Nov-02-2022-12-00-AM to Sat-Feb-18-2023-11-59-PM

	05/12/2022	to	11/12/2022							
	Monday	Tuesday	Wednesday	Thursday	Friday	Saturday	Sunday	Week	Weekend	Week Day 85%
Hour	05/12/2022	06/12/2022	07/12/2022	08/12/2022	09/12/2022	10/12/2022	11/12/2022	Day Avg	Avg	Avg Speed
0 - 1	29.75	31.55	28.5	32.64	34	29.5	33.08	31.33	31.76	39
1 - 2	37	37	45.33	38.67	29.75	36.2	31	37.08	34.71	45.5
2 - 3	0	29.5	32	37	27.5	27.33	33.5	30.5	30.86	35
3 - 4	37	33.25	39.5	42	32	27	38.5	37	36.2	42
4 - 5	35.2	33.57	33	32	31	27	0	33.16	27	39
5 - 6	34.75	38.25	36.33	39.44	34.62	33.17	49.5	36.84	35.5	41.5
6 - 7	35.8	33.61	33.67	33.4	33.88	35	33.83	34.1	34.68	41.14
7 - 8	32.22	30.31	32.83	31.93	31.23	31.9	34.35	31.62	32.79	37.56
8 - 9	30.62	30.29	30.28	30.21	30.74	31.58	32.84	30.42	31.98	35.54
9 - 10	30.46	31.13	30.94	31.45	30.78	31.74	33.38	30.96	32.47	36.9
10 - 11	30.34	30	31.16	31.19	30.96	31.19	32.24	30.74	31.67	35.86
11 - 12	30.95	30.63	30.39	31.34	30.99	30.94	31.64	30.86	31.25	36.42
12 - 13	30.56	30.43	31.71	31.04	31.1	30.73	31.3	30.99	31.01	36.52
13 - 14	31.58	31.1	30.27	31.57	31.03	30.74	31.38	31.09	31.02	36.66
14 - 15	30.36	30.19	30.37	30.67	30.22	29.8	30.92	30.36	30.35	35.44
15 - 16	29.65	29.82	29.89	29.38	30.31	30.67	30.78	29.83	30.72	34.66
16 - 17	28.99	29.28	29.55	29.49	29.73	30.2	29.41	29.42	29.85	34.44
17 - 18	30.08	29.41	30.01	30.01	29.55	30.39	29.71	29.81	30.06	34.78
18 - 19	31.98	31.55	31.09	31.23	31.34	31.8	31.62	31.41	31.72	36.94
19 - 20	32.68	31.09	30.24	31.92	30.4	32.78	32.03	31.2	32.42	36.68
20 - 21	32.36	32.51	32.49	31.66	31.47	32.8	32.67	32.08	32.72	38.08
21 - 22	32.74	30.91	31.02	32.52	31.12	31.82	32.19	31.62	31.96	38.12
22 - 23	32.47	30.52	30.72	30.55	30.45	31.57	33.64	30.76	32.35	36.76
23 - 24	30.93	32.67	33.52	31.05	31.03	31.86	28.88	31.69	30.92	38.4
Totals	30.7	30.4	30.7	30.8	30.6	30.9	31.3			
% of Total	14.25%	14.11%	14.25%	14.3%	14.21%	14.35%	14.53%			

Outgoing Weekly Speeds  
A170 outward 2023

from Wed-Nov-02-2022-12-00-AM to Sat-Feb-18-2023-11-59-PM

	12/12/2022	to	18/12/2022							
	Monday	Tuesday	Wednesday	Thursday	Friday	Saturday	Sunday	Week	Weekend	Week Day 85%
Hour	12/12/2022	13/12/2022	14/12/2022	15/12/2022	16/12/2022	17/12/2022	18/12/2022	Day Avg	Avg	Avg Speed
0 - 1	32	32	32	27	32.33	33.57	34.2	31.81	33.94	37
1 - 2	29.5	0	34.5	30.2	19.5	37	33.5	28.91	34.45	36.88
2 - 3	39.5	27	0	32	33.67	32.2	38.25	33.88	34.89	38.75
3 - 4	38.67	29.5	0	33.67	29.5	42	32	33.5	37	41.25
4 - 5	32.83	38.25	35.75	37	35.33	34.5	0	35.5	34.5	41
5 - 6	30.36	36.29	32	37	31.2	30.33	39.5	32.89	34	40.08
6 - 7	33.58	35.11	33.29	32.23	34.13	35.25	36.57	33.62	35.74	40.24
7 - 8	30.54	32.22	31.97	31.33	32.05	32.51	31.21	31.6	32.13	37.52
8 - 9	30.08	29.66	30.21	30.77	30.74	32.3	31.17	30.28	31.97	35.4
9 - 10	30.74	31.29	31.56	31.48	30.95	32.31	31.1	31.21	31.84	37.06
10 - 11	30.27	30.18	31.31	31.21	30.25	31.31	31.08	30.64	31.21	36.48
11 - 12	30.12	30.28	31.35	31.25	31.23	30.16	31.37	30.82	30.7	36.24
12 - 13	29.56	30.51	31.71	31.37	31.02	31.6	31.37	30.8	31.5	36.5
13 - 14	29.98	30.23	31.21	30.93	30.26	31.45	30.33	30.52	30.92	35.96
14 - 15	30.96	30.59	30.85	30.75	30.09	30.67	31.64	30.62	31.1	36.46
15 - 16	29.95	29.59	29.69	30.28	29.18	30.25	30.91	29.71	30.52	34.86
16 - 17	29.79	29.66	30.27	29.89	30.12	30.01	30.4	29.96	30.15	34.92
17 - 18	29.65	29.41	30.05	29.87	29.5	30.43	30.53	29.68	30.47	34.92
18 - 19	31	30.35	32.04	30.65	30.87	30.73	31.5	30.95	31.05	36.58
19 - 20	30.15	30.73	31.2	30.57	30.31	31.63	31.59	30.58	31.61	35.96
20 - 21	31.9	31.02	32.8	32.31	31.62	33.03	31.05	31.9	32.06	38.28
21 - 22	31.65	30.78	32.15	30.28	32.28	31.56	31.34	31.19	31.46	37.9
22 - 23	31.04	32.78	31.92	31.92	31.1	31.84	33.8	31.79	32.72	38.4
23 - 24	31.14	34	35.38	35.67	32.29	31.8	28.25	33.28	31.14	41.6
Totals	30.3	30.4	31	30.9	30.4	31.1	31.2			
% of Total	14.07%	14.12%	14.4%	14.35%	14.12%	14.44%	14.49%			

Outgoing Weekly Speeds  
A170 outward 2023

from Wed-Nov-02-2022-12-00-AM to Sat-Feb-18-2023-11-59-PM

	19/12/2022	to	25/12/2022							
	Monday	Tuesday	Wednesday	Thursday	Friday	Saturday	Sunday	Week	Weekend	Week Day 85%
Hour	19/12/2022	20/12/2022	21/12/2022	22/12/2022	23/12/2022	24/12/2022	25/12/2022	Day Avg	Avg	Avg Speed
0 - 1	37.86	38.67	42	32	31.7	33.83	32.5	35.18	33.03	45.66
1 - 2	42	35.33	33.67	34.5	0	38.2	30	35.33	33.9	43.75
2 - 3	37	42	0	42	32.25	31.4	37	35.88	33	41.25
3 - 4	32	25.67	34.5	32	33	34.5	0	31.38	34.5	37
4 - 5	33.25	32	31.57	32.2	35	47	0	32.75	47	38
5 - 6	33.43	33.33	35.82	33.75	35	35.71	0	34.3	35.71	42.16
6 - 7	36.91	33.28	33.54	35.15	32.69	33.83	33.67	34.49	33.8	40.18
7 - 8	32.07	32.54	33.72	31.96	33.22	31.84	32.18	32.69	31.93	38.86
8 - 9	30.99	30.96	31.33	31.41	30.77	31.26	33.57	31.09	31.84	36.76
9 - 10	30.25	31.61	31.09	31.73	30.65	30.8	29.9	31.06	30.56	37.28
10 - 11	30.6	30.94	30.78	30.37	30.06	30.67	31.52	30.55	30.95	36.06
11 - 12	30.83	30.6	31.28	30.44	30.22	30.55	32.02	30.67	31.12	35.92
12 - 13	30.85	30.85	31.17	29.96	30.24	31.42	32.23	30.59	31.69	35.98
13 - 14	31.2	31.64	31.01	30.5	31.22	31.34	33.7	31.12	31.99	36.52
14 - 15	30.33	29.85	31.09	29.89	30.05	31.07	33.16	30.23	31.37	35.36
15 - 16	30.29	29.72	30.42	30.13	29.73	30.59	32.84	30.05	31.07	34.92
16 - 17	29.5	29.66	29.36	29.27	30.53	30.15	32.4	29.63	30.67	34.54
17 - 18	30.15	30.58	30.84	30.54	30.36	30.82	31.93	30.49	31.1	35.82
18 - 19	30.39	30.63	30.95	30.98	30.78	30.62	32.57	30.75	31.32	36.66
19 - 20	31.69	32.5	33.26	32.46	32.16	32.02	33.44	32.43	32.61	38.42
20 - 21	32.01	31.41	32.95	31.54	31.88	33.17	32.52	31.97	32.88	38.46
21 - 22	31.76	33.5	32.28	31.39	33.12	32.24	35.91	32.38	33.68	38.9
22 - 23	31.68	33.22	32.33	32.67	30.5	30.91	29.5	32.02	30.4	39.28
23 - 24	33.15	37.62	34.1	33.76	33.18	31.59	34.2	34.12	32.56	40.8
Totals	30.7	30.8	31.2	30.6	30.6	31	32.4			
% of Total	14.13%	14.17%	14.36%	14.08%	14.08%	14.27%	14.91%			



Outgoing Weekly Speeds  
A170 outward 2023

from Wed-Nov-02-2022-12-00-AM to Sat-Feb-18-2023-11-59-PM

	26/12/2022	to	01/01/2023							
	Monday	Tuesday	Wednesday	Thursday	Friday	Saturday	Sunday	Week	Weekend	Week Day 85%
Hour	26/12/2022	27/12/2022	28/12/2022	29/12/2022	30/12/2022	31/12/2022	01/01/2023	Day Avg	Avg	Avg Speed
0 - 1	29.5	37.86	36	37	36.5	37.7	28.71	36.21	32.04	43
1 - 2	27.25	32	34.3	37.89	32.25	42	32.84	33.93	33.71	38.52
2 - 3	0	34.5	43	40.5	0	37	33.89	40.54	34.67	50
3 - 4	37	35.33	32	37	35.5	32	40.75	35.73	37.83	40.5
4 - 5	0	35.33	34	35.33	42	38.67	19.5	36.29	31	46.25
5 - 6	34.5	29.44	34.43	32.14	38.08	36.75	35.33	33.97	36.36	39.66
6 - 7	26.33	34.82	32.64	31.73	37.21	31.46	36.33	33.5	33	39.46
7 - 8	33.92	32.32	30.84	33.55	33.76	34	31.8	32.77	33.24	39.9
8 - 9	32.39	31.49	32.22	31.91	31.6	32.07	30.35	31.91	31.61	38.02
9 - 10	31.94	32.66	31.59	31.8	31.09	31.22	31.49	31.74	31.31	38.02
10 - 11	31.37	31.07	30.18	29.96	30.1	29.87	31.89	30.46	30.71	36.16
11 - 12	31.57	30.83	30.5	30.43	30.42	30.67	31.67	30.72	31.12	36.08
12 - 13	31.5	31.23	31.17	30.95	30.9	31.18	31.11	31.13	31.14	36.82
13 - 14	32.52	31.32	30.57	31.94	30.14	31	31.39	31.24	31.2	36.8
14 - 15	31.08	31.19	30.2	30.73	30.34	31.09	30.63	30.66	30.91	35.68
15 - 16	32.37	31.3	30.63	31.06	30.72	30.41	31.35	31.14	30.84	36.9
16 - 17	31.74	30.46	30.72	30.83	30.56	29.91	31.47	30.79	30.54	35.86
17 - 18	32.06	31.16	30.71	31.15	30.88	30.03	31.33	31.1	30.63	37.08
18 - 19	30.95	31.6	31.5	31.8	33.22	31.62	31.56	31.88	31.59	37.78
19 - 20	32.97	32.39	32.69	32.85	31.65	31.03	33.5	32.48	31.9	39.02
20 - 21	32.79	31.87	30.94	32.63	31.61	30.42	32.33	31.93	31.31	39.02
21 - 22	34.62	31.84	33.55	31.74	34.79	31.91	33.63	33.22	32.55	39.64
22 - 23	33.13	33.94	33.04	30.52	32.35	32.03	37.75	32.37	32.98	39.78
23 - 24	35.88	33.5	35.6	33.36	35.94	31.2	31.56	34.8	31.33	41.68
Totals	31.9	31.4	31	31.2	31	30.9	31.5			
% of Total	14.57%	14.34%	14.16%	14.25%	14.16%	14.12%	14.39%			

Outgoing Weekly Speeds  
A170 outward 2023

from Wed-Nov-02-2022-12-00-AM to Sat-Feb-18-2023-11-59-PM

	02/01/2023	to	08/01/2023							
	Monday	Tuesday	Wednesday	Thursday	Friday	Saturday	Sunday	Week	Weekend	Week Day 85%
Hour	02/01/2023	03/01/2023	04/01/2023	05/01/2023	06/01/2023	07/01/2023	08/01/2023	Day Avg	Avg	Avg Speed
0 - 1	33.67	32	32	36	34.5	38.67	36.62	34.06	37	40
1 - 2	44.5	17.5	38.67	0	0	33	37	34.29	35	40
2 - 3	32	47	27	0	27	32	34.5	32.83	33.67	40
3 - 4	0	34.5	38.67	32	32	29.5	32	35.57	30.33	43.75
4 - 5	37	37	32	39.5	35.75	38.25	27	36.33	34.5	43.66
5 - 6	33	37.29	33.43	40	35.56	35	32	35.35	34.14	40.66
6 - 7	33.57	33	33.32	32.06	34.89	37.56	36.2	33.14	37.24	40.52
7 - 8	32.13	32.16	32.52	32	32.19	31.84	32.53	32.21	32.05	38.42
8 - 9	31.41	31.56	29.7	29.41	30.46	32.61	31.67	30.29	32.3	36.02
9 - 10	31.31	30.11	31.1	31.69	31	31.35	30.49	31.06	30.95	36.84
10 - 11	32.54	30.7	31.34	31.41	30.04	30.19	31.52	31.16	30.87	36.98
11 - 12	32.05	30.04	30.92	30.54	30.57	30.91	31.38	30.9	31.15	36.02
12 - 13	30.62	30.67	30.2	30.03	30.25	31.85	31.31	30.35	31.56	35.42
13 - 14	32.16	30.45	31.65	30.35	30.08	31.63	31.47	30.99	31.55	36.2
14 - 15	31.6	30.09	31.01	30.08	29.78	31.15	30.91	30.46	31.03	35.84
15 - 16	31.67	30.58	29.68	29.59	30.34	31.1	30.6	30.31	30.86	35.46
16 - 17	31.52	29.38	29.78	30.32	30.73	30.35	31.12	30.3	30.69	35.38
17 - 18	30.8	30.8	30.9	30.52	30.11	31.55	31.1	30.59	31.35	35.92
18 - 19	31.49	31.88	32.14	31.06	32.14	31.52	32.38	31.75	31.86	37.7
19 - 20	32.81	31.84	32.25	31.88	30.6	30.92	32.31	31.74	31.55	37.68
20 - 21	35.16	32.51	33.42	33.98	32.14	32.93	34.11	33.38	33.51	41.04
21 - 22	34.62	33.61	32.13	32.69	35.06	31.64	35.14	33.49	33	40.7
22 - 23	32.43	34.67	35.04	29.92	32.48	30.94	32.3	32.84	31.47	41.22
23 - 24	34.14	34.33	36.31	31.5	33.05	33.18	35.75	34.05	33.67	40
Totals	31.8	30.8	31	30.7	30.7	31.3	31.4			
% of Total	14.61%	14.15%	14.24%	14.1%	14.1%	14.38%	14.42%			

Outgoing Weekly Speeds  
A170 outward 2023

from Wed-Nov-02-2022-12-00-AM to Sat-Feb-18-2023-11-59-PM

	09/01/2023	to	15/01/2023							
	Monday	Tuesday	Wednesday	Thursday	Friday	Saturday	Sunday	Week	Weekend	Week Day 85%
Hour	09/01/2023	10/01/2023	11/01/2023	12/01/2023	13/01/2023	14/01/2023	15/01/2023	Day Avg	Avg	Avg Speed
0 - 1	27	34.5	38.67	32	38.25	32.22	32.73	36.09	32.5	40.5
1 - 2	37	39.5	27	35.75	32	37	34	33.33	35.2	40
2 - 3	33.25	32	42	0	42	37	34.5	36.38	35.75	41.25
3 - 4	40.33	34.5	35.67	37	30.75	35.33	0	35.29	35.33	43
4 - 5	32	37	32.4	29.5	29.5	29	40.33	31.5	34.67	35.5
5 - 6	35.3	37.11	38	40	36.7	32	35.2	37.21	33.78	43.3
6 - 7	33.48	33.76	32.91	34.14	34.09	34.67	38	33.65	35.5	40.78
7 - 8	32.54	31.34	32.36	31.05	32.49	33.26	30.74	31.95	32.53	37.66
8 - 9	30.18	29.43	29.89	29.88	30.17	32.66	32.7	29.92	32.67	34.94
9 - 10	31	30.75	31.21	30.55	31.08	31.76	31.81	30.92	31.78	36.38
10 - 11	30.34	31.04	31.75	30.66	31.07	31.43	31.81	30.98	31.61	36.28
11 - 12	31.8	31.62	31.39	30.95	31.41	31.39	32.2	31.42	31.76	36.94
12 - 13	30.71	32.46	31.08	30.83	30.63	30.62	32.04	31.04	31.33	36.82
13 - 14	31.35	30.86	31.29	30.75	31.56	31.62	32.05	31.19	31.83	37
14 - 15	28.06	30.32	30.43	30.95	30.61	31.23	31	30.06	31.12	35.1
15 - 16	30.81	29.64	30.34	29.99	30.04	30.89	31.26	30.15	31.05	35.34
16 - 17	30.06	30.06	29.88	29.37	29.84	30.69	31.76	29.83	31.19	34.74
17 - 18	31.02	29.98	30.1	30.1	30.47	30.3	31.02	30.32	30.63	35.4
18 - 19	31.96	30.84	30.94	31.48	31.15	32.01	30.88	31.25	31.51	37.46
19 - 20	31.97	31.87	32.03	32.01	32.38	32.59	31	32.06	31.88	38.4
20 - 21	33.15	33.03	33.29	31.94	33.69	31.59	31.8	32.96	31.67	39.6
21 - 22	30.93	32.65	31.88	34.09	34.09	31	33.29	32.58	32.18	39.56
22 - 23	32	31.19	31.32	32	32.69	32.15	33.81	31.87	32.63	39.26
23 - 24	35.57	30.31	31.6	32.11	32.45	33.42	33.43	32.15	33.42	38.84
Totals	30.9	30.8	30.9	30.7	31	31.4	31.7			
% of Total	14.21%	14.17%	14.21%	14.12%	14.26%	14.44%	14.58%			

Outgoing Weekly Speeds  
A170 outward 2023

from Wed-Nov-02-2022-12-00-AM to Sat-Feb-18-2023-11-59-PM

	16/01/2023	to	22/01/2023							
	Monday	Tuesday	Wednesday	Thursday	Friday	Saturday	Sunday	Week	Weekend	Week Day 85%
Hour	16/01/2023	17/01/2023	18/01/2023	19/01/2023	20/01/2023	21/01/2023	22/01/2023	Day Avg	Avg	Avg Speed
0 - 1	40.33	34	32.25	40.75	35.45	35	32.07	36.04	33.05	43.26
1 - 2	40.33	0	34.5	35.33	0	37	35.67	37	36.33	46.67
2 - 3	34.5	0	37	27	0	27	42	33.25	34.5	36.67
3 - 4	37	0	34.75	34.5	42	32	33.67	35.88	32.83	41.88
4 - 5	31	30	33.67	38.67	34.75	33	0	33.05	33	42.5
5 - 6	30.71	32.88	32.71	37	35.36	32	40	33.79	36.44	40.34
6 - 7	32.91	34	33.66	33.27	33.26	35.45	35.56	33.39	35.5	39.78
7 - 8	31.33	31.3	31.8	32.19	30.77	31.13	30.73	31.5	30.98	37.6
8 - 9	29.81	31.22	29.76	30.67	30.3	32.39	32.18	30.34	32.34	35.36
9 - 10	31.52	31.9	30.82	31.53	30.73	31.37	31.41	31.29	31.39	37.4
10 - 11	30.12	32.36	31.36	31.78	30.89	30.84	31.03	31.26	30.92	36.9
11 - 12	30.35	30.41	32.17	30.83	30.79	31.28	31.59	30.91	31.41	35.82
12 - 13	0	30.43	31.89	31.19	31.13	31.29	30.84	31.17	31.09	36.98
13 - 14	30.68	30.6	30.97	31.42	31.32	31.39	30.91	31.04	31.18	36.64
14 - 15	30.54	30.87	30.49	29.84	30.3	29.86	30.47	30.39	30.13	35.64
15 - 16	30.26	29.95	30.68	30.13	29.94	31.07	30.98	30.18	31.03	35.24
16 - 17	29.78	30	29.66	29.87	30.05	30.99	30.54	29.88	30.81	34.98
17 - 18	29.93	30.3	30.65	29.73	30.42	30.32	31.52	30.2	30.77	35.32
18 - 19	30.78	31.22	30.28	30.91	30.81	32.26	32.48	30.81	32.35	36.5
19 - 20	31.27	32.48	30.94	31.18	31.52	31.74	31.94	31.48	31.83	37.38
20 - 21	31.09	33.22	33.28	31.42	31.76	29.83	32.58	32.09	31.24	38.12
21 - 22	31.3	33.2	33.04	31.6	30.61	31.39	31.52	31.84	31.44	38.86
22 - 23	30.13	34.45	31.46	34.61	33.15	28.65	32.11	32.87	29.55	38.58
23 - 24	34.36	32.75	31.94	36.5	33.58	33.48	31.17	33.56	33	40.66
Totals	30.5	31	31	30.9	30.7	31.1	31.2			
% of Total	14.09%	14.33%	14.33%	14.28%	14.19%	14.37%	14.42%			

Outgoing Weekly Speeds  
A170 outward 2023

from Wed-Nov-02-2022-12-00-AM to Sat-Feb-18-2023-11-59-PM

	23/01/2023	to	29/01/2023							
	Monday	Tuesday	Wednesday	Thursday	Friday	Saturday	Sunday	Week	Weekend	Week Day 85%
Hour	23/01/2023	24/01/2023	25/01/2023	26/01/2023	27/01/2023	28/01/2023	29/01/2023	Day Avg	Avg	Avg Speed
0 - 1	38.2	34.5	27	37	34.2	33.38	30.55	35.06	31.74	40.32
1 - 2	47	33.67	0	43.67	29.5	43.25	37	37.56	40.57	45
2 - 3	35.33	0	0	27	39.5	42	37	35.33	38.67	45
3 - 4	35.33	32	33.57	28.67	39.5	39	37	33.63	38.43	40
4 - 5	22	27	40.75	42	32	34.5	33.67	32.83	34.14	39
5 - 6	31.33	33.8	33.83	36.75	37	33.78	33.67	34.74	33.75	39.42
6 - 7	34.33	33.43	33.6	31.27	37.16	33.68	33.18	33.77	33.52	42.1
7 - 8	31.27	30.87	31.2	31.6	31.78	32.74	34.15	31.32	33.26	37.14
8 - 9	30.19	29.65	29.88	29.84	29.65	32.37	30.91	29.84	31.89	34.8
9 - 10	30.8	31.24	30.89	30.22	31.07	31.12	31.44	30.85	31.24	36.46
10 - 11	29.61	30.08	30.16	30.82	30.25	30.91	31.83	30.19	31.35	35.18
11 - 12	30.52	30.36	30.89	31.16	31.26	31.31	31.12	30.84	31.22	36.08
12 - 13	30.25	29.93	29.69	29.75	30.56	31.01	30.8	30.06	30.9	35.24
13 - 14	30.45	30.83	31.03	29.78	30.27	31.23	31.27	30.45	31.25	35.28
14 - 15	30.29	30.07	30.4	29.95	30	31.06	31.11	30.14	31.08	34.96
15 - 16	29.77	29.91	30.09	28.98	29.82	30.4	31.23	29.7	30.8	34.62
16 - 17	30.65	30.56	29.75	30.1	30.85	31.57	30.73	30.38	31.18	35.64
17 - 18	30.83	30.69	29.92	30.02	29.83	30.41	31.35	30.23	30.83	35.26
18 - 19	31.33	30.55	30.76	31.41	31.87	30.99	31.51	31.2	31.2	37.02
19 - 20	31.23	30.9	30.39	31.72	31.37	32.14	32.78	31.13	32.4	36.46
20 - 21	31.13	32.34	33.04	33.15	32.28	33.33	33.05	32.31	33.2	38.9
21 - 22	31.76	30.7	28.96	32.65	31.75	30.78	30.41	31.06	30.64	36.94
22 - 23	30.58	30.47	30.39	32.85	31.85	32.03	31.94	31.27	32.01	38.42
23 - 24	31.22	33.71	32.27	31.68	35.36	34.46	31.4	32.78	34	39.84
Totals	30.6	30.5	30.4	30.4	30.7	31.3	31.3			
% of Total	14.22%	14.17%	14.13%	14.13%	14.27%	14.54%	14.54%			

Outgoing Weekly Speeds  
A170 outward 2023

from Wed-Nov-02-2022-12-00-AM to Sat-Feb-18-2023-11-59-PM

	30/01/2023	to	05/02/2023							
	Monday	Tuesday	Wednesday	Thursday	Friday	Saturday	Sunday	Week	Weekend	Week Day 85%
Hour	30/01/2023	31/01/2023	01/02/2023	02/02/2023	03/02/2023	04/02/2023	05/02/2023	Day Avg	Avg	Avg Speed
0 - 1	40.33	30.33	33	32.86	33	32.29	34	33.54	33.6	40.16
1 - 2	27	32	42	34	39.5	33.25	37.25	33	35.25	39.5
2 - 3	34.5	34	39.5	34.5	37	32	32	35.6	32	42
3 - 4	39.5	0	32	37	21	30.33	0	30	30.33	36.88
4 - 5	30	29.67	31	32	28.67	38	42	30.1	38.67	34.42
5 - 6	33.91	36.23	38.43	34.75	33.42	35.33	31.43	35.14	33.23	43
6 - 7	32.7	33.58	33.29	34.83	34.14	34.71	33.91	33.7	34.36	40.98
7 - 8	32.16	31.76	31.48	31.79	32.25	32.14	34	31.87	32.95	38.06
8 - 9	30.26	30.08	30.24	30.72	30.24	32.27	33.96	30.3	32.92	35.08
9 - 10	31.32	30.74	30.78	31.18	30.89	31.54	32.65	30.98	31.98	36.66
10 - 11	30.24	31.67	31.4	30.47	30.66	30.78	30.68	30.87	30.73	36.84
11 - 12	31.18	30.4	31.33	31.08	30.75	31	30.89	30.94	30.94	36.36
12 - 13	31.76	31.53	31.51	30.69	31.06	30.46	30.73	31.31	30.59	36.86
13 - 14	31.47	31.85	31.59	29.96	31.2	31.64	31.4	31.17	31.52	36.72
14 - 15	30.86	31.02	30.47	31.43	30.95	30.42	30.63	30.95	30.52	36.6
15 - 16	30.45	30	30.25	29.67	30.08	30.44	30.25	30.08	30.33	35.06
16 - 17	30.65	30.2	30.65	29.7	30.59	31.07	30.5	30.36	30.75	35.48
17 - 18	29.92	30.29	30	29.9	30.21	30.4	31.51	30.06	30.97	35.32
18 - 19	30.53	31.03	31.25	31.88	30.6	31.03	31.16	31.03	31.1	36.34
19 - 20	31	31.23	30.88	31.66	32.03	30.46	32.55	31.38	31.46	37.72
20 - 21	32.54	32.33	32.04	31.57	30.86	33.02	31.66	31.88	32.28	38.22
21 - 22	32.59	31.78	31.26	33.32	31.98	32.38	36.09	32.17	34.18	39.08
22 - 23	32.74	31.88	32.45	32.06	30.73	31.37	33.72	31.81	31.99	39.06
23 - 24	32.78	32.73	33.43	36.92	33.68	33.07	33.25	33.86	33.09	41.08
Totals	31	30.9	31	30.8	30.9	31	31.2			
% of Total	14.3%	14.25%	14.3%	14.21%	14.25%	14.3%	14.39%			

Outgoing Weekly Speeds  
A170 outward 2023

from Wed-Nov-02-2022-12-00-AM to Sat-Feb-18-2023-11-59-PM

	06/02/2023	to	12/02/2023							
	Monday	Tuesday	Wednesday	Thursday	Friday	Saturday	Sunday	Week	Weekend	Week Day 85%
Hour	06/02/2023	07/02/2023	08/02/2023	09/02/2023	10/02/2023	11/02/2023	12/02/2023	Day Avg	Avg	Avg Speed
0 - 1	34.5	32	38	35.5	38.5	35.5	32.93	36.7	33.7	42.5
1 - 2	42	0	37	45.67	33.67	29.5	33.42	39.89	32.86	48.75
2 - 3	42	37	27	27	0	27	29	34.22	28.5	42.5
3 - 4	42	0	37	32	34.5	0	0	37	0	43.75
4 - 5	28.67	37	33.25	34	31	33.25	0	32.28	33.25	38
5 - 6	30	35.75	36	36.5	32.69	34.62	38.2	33.81	36	40.5
6 - 7	32.62	33.18	34	34.43	34.38	34.68	34.31	33.71	34.46	39.8
7 - 8	32.31	31.41	31.55	32.58	31.71	32.06	33.59	31.88	33.21	38.18
8 - 9	30.68	30.45	30.16	30.65	30.31	33.08	31.68	30.45	32.24	35.56
9 - 10	30.73	30.79	30.81	30.89	30.49	31.34	32.7	30.74	32	36.1
10 - 11	30.9	29.94	30.5	30.93	30.61	31.7	31.1	30.57	31.42	35.9
11 - 12	31.52	30.83	30.86	30.63	30.37	31.79	32.02	30.82	31.91	36.34
12 - 13	31.18	30.83	30.73	31.17	29.96	30.7	31.06	30.74	30.89	36.66
13 - 14	31.89	30.1	30.6	31.03	30.75	31.54	30.49	30.88	30.97	36.4
14 - 15	30.58	29.98	30.69	30.74	29.93	31.31	30.42	30.36	30.89	35.52
15 - 16	30.41	30.09	30.26	29.79	29.39	30.67	30.86	29.97	30.76	35.06
16 - 17	30.4	30.25	30.28	29.44	30.06	30.49	30.54	30.07	30.51	35.04
17 - 18	30.58	29.79	30.27	29.62	30.51	30.82	31.67	30.14	31.18	34.98
18 - 19	30.63	30.82	30.69	31.64	30.58	30.65	32	30.88	31.16	36.54
19 - 20	32.55	32.06	29.38	31.77	31.86	31.63	33.58	31.45	32.43	37.04
20 - 21	31.36	30.93	32.27	32.42	34.07	32.7	32.63	32.22	32.66	38.22
21 - 22	30.02	33.57	31.47	34.39	33.23	32.49	34.32	32.45	33.12	39.02
22 - 23	35.61	34	32.13	33.41	30.68	31.54	33.93	32.72	32.1	40.38
23 - 24	37	33.22	31.42	31	31.56	31.2	38.57	31.8	32.59	39.76
Totals	31	30.6	30.7	30.8	30.5	31.3	31.5			
% of Total	14.33%	14.14%	14.19%	14.23%	14.09%	14.46%	14.56%			

Outgoing Weekly Speeds  
A170 outward 2023

from Wed-Nov-02-2022-12-00-AM to Sat-Feb-18-2023-11-59-PM

	13/02/2023	to	19/02/2023							
	Monday	Tuesday	Wednesday	Thursday	Friday	Saturday	Sunday	Week	Weekend	Week Day 85%
Hour	13/02/2023	14/02/2023	15/02/2023	16/02/2023	17/02/2023	18/02/2023	19/02/2023	Day Avg	Avg	Avg Speed
0 - 1	31	28.67	32.2	31.11	24.75	32	*	30.04	32	35.16
1 - 2	34.5	24	39.5	34.5	47	33.67	*	35.54	33.67	43
2 - 3	44.5	0	37	32	27	37	*	37	37	40
3 - 4	34	32	32	0	37	34	*	34.29	34	37.5
4 - 5	42	31.33	28	33.67	28.71	38.67	*	30.55	38.67	42
5 - 6	34.85	35.14	29.67	32.17	32.67	35.2	*	32.8	35.2	39
6 - 7	34.73	32.9	33.1	34.2	32.28	33.72	*	33.51	33.72	40.32
7 - 8	31.37	31.82	32.54	31.11	33.02	33.22	*	31.92	33.22	38.2
8 - 9	30.58	31.2	30.31	30.53	31.81	31.98	*	30.86	31.98	36.66
9 - 10	30.49	31.58	32.18	30.71	30.49	31.58	*	31.11	31.58	36.42
10 - 11	30.07	31.04	31.53	30.65	31.46	30.36	*	30.92	30.36	36.5
11 - 12	30.67	31.06	30.67	30.98	31.19	30.86	*	30.92	30.86	36.38
12 - 13	30.18	30.22	31.04	30.81	31.93	30.68	*	30.83	30.68	36.06
13 - 14	30.83	30.18	30.63	30.38	31.22	31.33	*	30.66	31.33	35.78
14 - 15	30.12	30.02	30.53	30.42	31.81	31.67	*	30.61	31.67	35.84
15 - 16	29.86	30.23	31.01	30.28	30.84	31.23	*	30.46	31.23	35.72
16 - 17	29.9	30.21	30.91	29.99	29.99	30.42	*	30.2	30.42	35.44
17 - 18	30.34	30.32	29.36	29.73	30.88	30.26	*	30.11	30.26	35.44
18 - 19	31.3	30.36	30.76	30.73	31.06	31.33	*	30.84	31.33	36.58
19 - 20	33.42	30.8	31.78	32.08	30.85	32.32	*	31.67	32.32	37.38
20 - 21	31.93	31.48	32.4	32.26	32.48	33.19	*	32.11	33.19	38.46
21 - 22	31.78	34.16	32.17	31.33	30.11	31.18	*	31.89	31.18	37.88
22 - 23	32.15	32.84	30.64	32.62	32.81	32.18	*	32.14	32.18	39.22
23 - 24	32.57	33.1	36.17	35.31	34.24	31.34	*	34.09	31.34	41.84
Totals	30.7	30.7	31	30.7	31.2	31.1	0			
% of Total	16.56%	16.56%	16.72%	16.56%	16.83%	16.77%	0%			



Outgoing Monthly Speeds  
A170 outward 2023

from Wed-Nov-02-2022-12-00-AM to Sat-Feb-18-2023-11-59-PM

Hour	Nov 2022							Week Day Avg	Weekend Avg	Week Day 85% Avg Speed
	Monday	Tuesday	Wednesday	Thursday	Friday	Saturday	Sunday			
0 - 1	35.67	32.36	32.09	34.67	32.78	31.87	33.11	33.59	32.56	41
1 - 2	37.56	35.73	29.47	31.38	34.89	33.47	32.08	33.42	32.94	42.5
2 - 3	37	36.64	31.4	33.88	31.12	33.7	35.6	33.49	34.22	41.92
3 - 4	33.71	36.27	35.21	35.22	36.3	33.1	33.78	35.31	33.42	41.4
4 - 5	32.93	32.81	34.73	33.96	33.43	33.83	35.08	33.68	34.25	41.58
5 - 6	33.08	32.41	32.74	32.24	31.12	33	33.05	32.37	33.02	40.24
6 - 7	32.85	33.09	31.56	31.23	31.25	32.34	34.17	31.99	32.85	39.24
7 - 8	30.26	29.61	30.05	29.17	28.57	30.11	32.61	29.55	30.99	35.54
8 - 9	28.29	28.55	27.93	27.65	27.45	29.2	30.73	27.97	29.65	33.4
9 - 10	29.25	28.74	27.95	27.35	27.65	28.43	29.42	28.15	28.84	33.78
10 - 11	28.78	29	28.47	27.56	28	28.01	29.54	28.33	28.71	33.88
11 - 12	28.86	28.95	28.22	27.73	28.09	27.9	29.77	28.36	28.77	33.82
12 - 13	28.61	29.63	28.42	28.15	28.81	28.17	29.77	28.69	28.94	34.14
13 - 14	29.35	29.47	28.91	28.98	28.13	28.48	28.43	28.92	28.46	34.32
14 - 15	29.31	29.06	28.61	28.23	28.22	28.46	29.09	28.67	28.8	34.06
15 - 16	28.92	28.77	28.51	28.16	28.18	28.92	29.57	28.5	29.24	33.92
16 - 17	28.24	28.33	28.16	27.24	27.88	29.18	29.17	27.98	29.18	33.3
17 - 18	28.71	28.62	28.33	27.87	28.16	29.46	29.27	28.35	29.37	33.76
18 - 19	29.63	30.38	29	28.78	29.46	30.13	30.65	29.42	30.36	34.76
19 - 20	30.83	30.03	28.92	29.33	29.65	30.06	30.62	29.69	30.3	35.64
20 - 21	31.12	31.08	30.65	30.2	30.24	30.9	31.57	30.65	31.24	37.22
21 - 22	31.45	30.57	29.95	29.91	30.13	29.83	31.86	30.33	30.77	37.34
22 - 23	31.93	32.13	31.69	31.28	31.78	31.02	31.67	31.75	31.24	38.42
23 - 24	33.5	33.23	31.35	32.04	31.62	31.18	34.03	32.11	31.89	38.94
Totals	29.2	29.2	28.7	28.2	28.4	28.9	29.7			
% of Total	14.43%	14.43%	14.19%	13.94%	14.04%	14.29%	14.68%			

Outgoing Monthly Speeds  
A170 outward 2023

from Wed-Nov-02-2022-12-00-AM to Sat-Feb-18-2023-11-59-PM

Hour	Dec 2022							Week Day Avg	Weekend Avg	Week Day 85% Avg Speed
	Monday	Tuesday	Wednesday	Thursday	Friday	Saturday	Sunday			
0 - 1	32.36	34.81	35.09	33.39	34	33.13	32.99	33.91	33.05	43.4
1 - 2	30.88	34.5	36.06	35.41	28.7	38.36	33.03	33.91	35.78	41.84
2 - 3	38.25	32.83	41.17	38.6	31.27	31.95	36.18	35.86	33.5	42.5
3 - 4	37	31.25	37	36.09	33.29	32.11	37.14	34.32	34.31	41.3
4 - 5	33.73	34.71	33.27	35.11	34.56	37	0	34.24	37	42.68
5 - 6	32.33	33.52	35.04	35.75	34.6	35	40.44	34.44	36.04	41.76
6 - 7	34.93	34.06	33.4	33.58	33.98	35.1	34.64	33.97	34.99	40.92
7 - 8	31.63	31.6	32.55	31.74	32.27	32.55	32.56	31.96	32.55	38.12
8 - 9	30.66	30.36	30.74	30.6	30.87	31.92	31.9	30.65	31.92	36.02
9 - 10	30.69	31.49	31.26	31.33	30.86	31.45	31.72	31.13	31.54	37.1
10 - 11	30.63	30.55	30.84	30.62	30.26	30.97	31.61	30.57	31.21	36.14
11 - 12	30.83	30.59	30.87	30.82	30.63	30.78	31.36	30.75	31	36.24
12 - 13	30.61	30.77	31.43	30.58	30.72	31.17	31.38	30.8	31.25	36.46
13 - 14	31.33	31.12	30.76	31.23	30.55	31.21	31.46	30.97	31.3	36.52
14 - 15	30.64	30.44	30.64	30.37	30.15	30.77	31.19	30.41	30.92	35.64
15 - 16	30.36	30.06	30.13	30.06	29.9	30.48	31.17	30.08	30.72	35.1
16 - 17	29.75	29.69	29.9	29.77	30.14	29.99	30.32	29.87	30.1	34.76
17 - 18	30.21	29.95	30.37	30.2	30.07	30.37	30.18	30.16	30.3	35.3
18 - 19	31.08	30.91	31.37	31.18	31.32	31.36	31.91	31.18	31.56	36.98
19 - 20	31.8	31.69	31.78	31.74	31.19	31.95	31.84	31.61	31.91	37.68
20 - 21	32.2	31.68	32.47	31.86	31.59	31.97	32.09	31.92	32.03	38.36
21 - 22	32.54	31.57	32.13	31.14	32.5	31.48	32.53	31.91	31.87	38.66
22 - 23	32.02	32.28	31.65	31.26	30.95	31.16	33.22	31.52	31.79	38.08
23 - 24	32.39	34.51	34.38	33.1	32.76	31.73	31.44	33.32	31.66	40.34
Totals	30.8	30.7	30.9	30.8	30.6	31	31.4			
% of Total	14.25%	14.2%	14.29%	14.25%	14.15%	14.34%	14.52%			

Outgoing Monthly Speeds  
A170 outward 2023

from Wed-Nov-02-2022-12-00-AM to Sat-Feb-18-2023-11-59-PM

	Jan 2023									
Hour	Monday	Tuesday	Wednesday	Thursday	Friday	Saturday	Sunday	Week Day Avg	Weekend Avg	Week Day 85% Avg Speed
0 - 1	36.78	33.15	32.92	37.38	35.59	34	31.95	35.35	32.55	43.06
1 - 2	36.55	30.88	33.25	38	31.29	37.36	34.21	34.41	35.15	43.5
2 - 3	33.79	36.2	35.33	27	38	35	34.94	34.62	34.95	41.5
3 - 4	38.11	34	35.12	32.62	34.5	35.08	37	35.04	35.91	42.34
4 - 5	30.16	31.07	34.8	37.5	33.07	33.94	31.5	32.86	33	41.92
5 - 6	33.18	35.47	34.93	37.96	36.03	33.41	35.94	35.35	34.55	42.06
6 - 7	33.34	33.57	33.37	32.69	34.9	35.19	35.39	33.48	35.26	40.86
7 - 8	31.84	31.46	31.95	31.72	31.78	32.3	32.14	31.74	32.25	37.78
8 - 9	30.2	30.31	29.81	29.95	30.13	32.5	31.65	30.09	32.23	34.98
9 - 10	31.17	30.99	31	30.99	30.98	31.38	31.32	31.03	31.36	36.9
10 - 11	30.56	31.19	31.1	31.19	30.52	30.88	31.64	30.89	31.28	36.56
11 - 12	31.27	30.52	31.32	30.87	31	31.24	31.59	30.99	31.42	36.36
12 - 13	30.83	30.92	30.7	30.46	30.64	31.18	31.21	30.71	31.2	36.24
13 - 14	31.33	30.93	31.24	30.59	30.78	31.46	31.44	30.98	31.45	36.44
14 - 15	30.25	30.51	30.58	30.17	30.17	30.82	30.83	30.32	30.83	35.42
15 - 16	30.59	29.99	30.19	29.67	30.04	30.85	31.1	30.1	30.98	35.08
16 - 17	30.45	30.07	29.77	29.9	30.38	30.92	31.13	30.13	31.02	35.08
17 - 18	30.47	30.38	30.38	30.08	30.21	30.63	31.25	30.3	30.93	35.36
18 - 19	31.16	31.07	31	31.24	31.47	31.7	31.74	31.18	31.72	37.06
19 - 20	31.54	31.67	31.33	31.69	31.44	31.9	32.19	31.53	32.04	37.54
20 - 21	32.41	32.68	33.25	32.53	32.39	31.87	32.77	32.62	32.34	39.22
21 - 22	31.94	32.28	31.25	32.75	32.54	31.17	32.68	32.11	31.87	39
22 - 23	31.68	32.29	31.91	32.45	32.54	30.91	33.03	32.18	31.56	39.4
23 - 24	33.53	32.63	33.19	32.53	33.47	33.75	32.42	33.09	33.38	40.1
Totals	30.9	30.8	30.8	30.7	30.8	31.3	31.4			
% of Total	14.26%	14.21%	14.21%	14.17%	14.21%	14.44%	14.49%			

Outgoing Monthly Speeds  
A170 outward 2023

from Wed-Nov-02-2022-12-00-AM to Sat-Feb-18-2023-11-59-PM

	Feb 2023							Week	Weekend	Week Day 85%
Hour	Monday	Tuesday	Wednesday	Thursday	Friday	Saturday	Sunday	Day Avg	Avg	Avg Speed
0 - 1	32	29.5	34.82	32.86	32.21	33.28	33.59	32.94	33.49	38.16
1 - 2	38.25	24	39.5	38.5	39.14	32.56	34.38	37.29	33.72	44
2 - 3	43	37	35.75	30.33	32	32.83	30.2	35.68	31.64	42
3 - 4	37.2	32	33.25	34.5	28.38	32.17	0	32.5	32.17	38.66
4 - 5	32	32.14	30.54	33.5	29.47	36.58	42	31.16	37	39
5 - 6	32.86	35.36	33.89	34.68	32.92	35	34.25	33.68	34.71	40.52
6 - 7	33.72	33.05	33.48	34.48	33.53	34.35	34.2	33.7	34.29	40.08
7 - 8	31.86	31.6	31.82	31.84	32.25	32.43	33.65	31.88	33.15	38.22
8 - 9	30.64	30.78	30.23	30.65	30.64	32.45	32.34	30.56	32.4	35.84
9 - 10	30.61	31.16	31.24	30.94	30.63	31.49	32.68	30.92	31.91	36.44
10 - 11	30.46	30.48	31.15	30.67	30.89	30.9	30.88	30.76	30.89	36.32
11 - 12	31.09	30.94	30.94	30.89	30.77	31.2	31.46	30.91	31.31	36.4
12 - 13	30.66	30.49	31.1	30.9	30.96	30.62	30.93	30.86	30.74	36.36
13 - 14	31.34	30.14	30.92	30.44	31.06	31.51	30.87	30.8	31.23	36.12
14 - 15	30.33	30	30.56	30.84	30.89	31.12	30.52	30.59	30.89	35.76
15 - 16	30.17	30.16	30.49	29.9	30.08	30.78	30.52	30.16	30.67	35.26
16 - 17	30.15	30.23	30.61	29.71	30.23	30.65	30.52	30.18	30.59	35.26
17 - 18	30.46	30.04	29.88	29.75	30.53	30.51	31.59	30.11	30.9	35.16
18 - 19	30.97	30.6	30.9	31.4	30.74	30.97	31.53	30.94	31.17	36.68
19 - 20	32.95	31.43	30.62	31.83	31.55	31.42	33.02	31.55	32	37.54
20 - 21	31.66	31.19	32.23	32.08	32.46	32.97	32.16	32	32.61	38.16
21 - 22	30.87	33.89	31.59	33.08	31.77	31.99	35.27	32.17	32.99	38.9
22 - 23	33.57	33.35	31.6	32.68	31.38	31.63	33.79	32.18	32.06	39.52
23 - 24	33.35	33.16	32.96	33.89	33.14	31.86	36.64	33.28	32.39	40.8
Totals	30.8	30.6	30.9	30.8	30.9	31.2	31.4			
% of Total	14.22%	14.13%	14.27%	14.22%	14.27%	14.4%	14.5%			

Outgoing Weekly EightyFifthSpeeds  
A170 outward 2023

from Wed-Nov-02-2022-12-00-AM to Sat-Feb-18-2023-11-59-PM

	31/10/2022	to	06/11/2022							
	Monday	Tuesday	Wednesday	Thursday	Friday	Saturday	Sunday	Week	Weekend	Week Day 85%
Hour	31/10/2022	01/11/2022	02/11/2022	03/11/2022	04/11/2022	05/11/2022	06/11/2022	Day Avg	Avg	Avg Speed
0 - 1	*	*	40	40	38.3	35	35	39.43	35	39.43
1 - 2	*	*	0	45	40	38.3	35	42.5	36.65	42.5
2 - 3	*	*	35	42.5	42.5	40	30	40	35	40
3 - 4	*	*	40	40	43.3	40	35	41.1	37.5	41.1
4 - 5	*	*	40	35	41.7	35	40	38.9	37.5	38.9
5 - 6	*	*	40	37.5	40	50	35	39.17	42.5	39.17
6 - 7	*	*	36.4	37	38.6	37.5	40	37.33	38.75	37.33
7 - 8	*	*	33.1	33.3	32.8	36.4	35	33.07	35.7	33.07
8 - 9	*	*	32	30.5	31.6	33.4	34.4	31.37	33.9	31.37
9 - 10	*	*	32	29.9	31.1	32.7	32.6	31	32.65	31
10 - 11	*	*	32.2	31.5	31.5	29.9	34	31.73	31.95	31.73
11 - 12	*	*	31.8	30.6	0	31.2	33	31.2	32.1	31.2
12 - 13	*	*	32.7	31.3	0	30.4	31.6	32	31	32
13 - 14	*	*	32.8	34.3	32.4	32.1	32.1	33.17	32.1	33.17
14 - 15	*	*	32.2	32.3	32.2	31.3	31.1	32.23	31.2	32.23
15 - 16	*	*	31.8	32.5	32.1	31.6	32.1	32.13	31.85	32.13
16 - 17	*	*	32.1	30.8	31	31.4	30.3	31.3	30.85	31.3
17 - 18	*	*	29.8	31.2	33	31.8	31.9	31.33	31.85	31.33
18 - 19	*	*	33.2	32.6	32.8	31.9	34.2	32.87	33.05	32.87
19 - 20	*	*	32	34	35	34.4	33.3	33.67	33.85	33.67
20 - 21	*	*	37.5	34.7	33.6	31.4	31.9	35.27	31.65	35.27
21 - 22	*	*	34.1	34.5	34.6	33.5	36.7	34.4	35.1	34.4
22 - 23	*	*	38.3	42.5	35.8	35	36.7	38.87	35.85	38.87
23 - 24	*	*	35	37.5	42.5	33	35	38.33	34	38.33
Totals	0	0	794	841	786.4	827.2	815.9			
% of Total	0%	0%	19.53%	20.69%	19.35%	20.35%	20.07%			

	07/11/2022	to	13/11/2022							
	Monday	Tuesday	Wednesday	Thursday	Friday	Saturday	Sunday	Week	Weekend	Week Day 85%
Hour	07/11/2022	08/11/2022	09/11/2022	10/11/2022	11/11/2022	12/11/2022	13/11/2022	Day Avg	Avg	Avg Speed
0 - 1	35	37.5	40	38.3	37.5	40	42.5	37.66	41.25	37.66
1 - 2	50	40	50	35	35	50	35	42	42.5	42
2 - 3	40	40	40	45	40	38.8	55	41	46.9	41
3 - 4	42.5	40	35	42.5	45	33.3	45	41	39.15	41
4 - 5	35	35	45	40	45	40	40	40	40	40
5 - 6	38.3	40	39.3	40	40	40	35	39.52	37.5	39.52
6 - 7	38.6	37.8	39.3	39.6	38.3	39.4	37.5	38.72	38.45	38.72
7 - 8	33.5	33.1	33.2	34.7	33.6	35	45	33.62	40	33.62
8 - 9	29.9	30.5	32.3	30	32.1	34.5	36.5	30.96	35.5	30.96
9 - 10	30.7	30.5	30.4	31.2	31.7	32.7	33.6	30.9	33.15	30.9
10 - 11	31.4	31.6	31.8	32.6	31.7	31.9	32.1	31.82	32	31.82
11 - 12	32.3	30.5	30.9	31.8	32.2	31.1	33.6	31.54	32.35	31.54
12 - 13	32.6	33.4	32.2	33.1	32.4	32.6	33.8	32.74	33.2	32.74
13 - 14	33.3	31.2	33.4	33.5	32.1	33.1	34.2	32.7	33.65	32.7
14 - 15	32.9	32	33.3	31.4	32.7	32.9	34.6	32.46	33.75	32.46
15 - 16	32.7	32.4	32.6	33.1	32.2	32.4	34.4	32.6	33.4	32.6
16 - 17	31.7	32.1	31	31.8	32.3	32.7	34	31.78	33.35	31.78
17 - 18	32	31.7	31.2	32.6	31.5	33.2	33.4	31.8	33.3	31.8
18 - 19	32	33.3	31.6	32.9	33.5	35	35.4	32.66	35.2	32.66
19 - 20	33.1	32.1	32.3	33.8	33.9	33.8	33.9	33.04	33.85	33.04
20 - 21	34.6	34.2	34.1	34.5	37.8	34.5	37.8	35.04	36.15	35.04
21 - 22	34.3	35	34.4	32.9	38.6	34.3	37.5	35.04	35.9	35.04
22 - 23	38.3	38.3	34.2	36.7	35	36.2	33.8	36.5	35	36.5
23 - 24	35	36.7	38	35	38	35	47.5	36.54	41.25	36.54
Totals	839.7	828.9	845.5	842	852.1	852.4	901.1			
% of Total	14.08%	13.9%	14.18%	14.12%	14.29%	14.3%	15.11%			

Outgoing Weekly EightyFifthSpeeds  
A170 outward 2023

from Wed-Nov-02-2022-12-00-AM to Sat-Feb-18-2023-11-59-PM

	14/11/2022	to	20/11/2022							
	Monday	Tuesday	Wednesday	Thursday	Friday	Saturday	Sunday	Week	Weekend	Week Day 85%
Hour	14/11/2022	15/11/2022	16/11/2022	17/11/2022	18/11/2022	19/11/2022	20/11/2022	Day Avg	Avg	Avg Speed
0 - 1	40	35	25	50	30	35	39.2	36	37.1	36
1 - 2	45	50	0	0	0	40	42.5	47.5	41.25	47.5
2 - 3	42.5	47.5	35	35	30	47.5	35	38	41.25	38
3 - 4	33.3	43.3	55	43.3	42.5	25	37.5	43.48	31.25	43.48
4 - 5	38.3	40	45	37.5	45	38.3	40	41.16	39.15	41.16
5 - 6	40	38.3	39	41.7	35	35	40	38.8	37.5	38.8
6 - 7	40.6	38.2	37.7	38.3	34.2	29	45	37.8	37	37.8
7 - 8	35.6	33.5	34.4	31.2	33.6	32	39.1	33.66	35.55	33.66
8 - 9	31.8	30.9	32	29.8	30.6	29.7	38.2	31.02	33.95	31.02
9 - 10	33.2	30.6	31.6	31.9	30.9	33	38.7	31.64	35.85	31.64
10 - 11	33.3	29.9	31.4	30.4	32.2	31.5	37.9	31.44	34.7	31.44
11 - 12	32	29.6	30.9	31.7	31	31.1	37.7	31.04	34.4	31.04
12 - 13	31	32	31.6	32	32.9	32.1	37	31.9	34.55	31.9
13 - 14	33.2	33.5	32.7	33	33	31.8	33.9	33.08	32.85	33.08
14 - 15	32.9	31.5	32.7	31.2	31.9	33.7	34.8	32.04	34.25	32.04
15 - 16	32.3	29.9	31.1	31.5	33.3	34.4	35.4	31.62	34.9	31.62
16 - 17	30.6	30.5	30.6	31.5	32	36.3	35.3	31.04	35.8	31.04
17 - 18	32.6	30.4	30.8	30	32.1	36.7	36.4	31.18	36.55	31.18
18 - 19	32.9	33.8	32.1	30	33.7	37.7	38	32.5	37.85	32.5
19 - 20	34.3	35	30.7	29.7	33.8	37.4	38.3	32.7	37.85	32.7
20 - 21	35	34.4	32.9	33.9	35.7	39.1	37.9	34.38	38.5	34.38
21 - 22	35	31	32.1	36.7	38	36.2	47	34.56	41.6	34.56
22 - 23	39	33	42.5	33.3	35	38.3	45	36.56	41.65	36.56
23 - 24	40	35	30	35	34.3	39.1	42.5	34.86	40.8	34.86
Totals	854.4	836.8	786.8	788.6	780.7	839.9	932.3			
% of Total	14.68%	14.38%	13.52%	13.55%	13.42%	14.43%	16.02%			

Outgoing Weekly EightyFifthSpeeds  
A170 outward 2023

from Wed-Nov-02-2022-12-00-AM to Sat-Feb-18-2023-11-59-PM

	21/11/2022	to	27/11/2022							
	Monday	Tuesday	Wednesday	Thursday	Friday	Saturday	Sunday	Week	Weekend	Week Day 85%
Hour	21/11/2022	22/11/2022	23/11/2022	24/11/2022	25/11/2022	26/11/2022	27/11/2022	Day Avg	Avg	Avg Speed
0 - 1	37.5	50	42.5	35	45	42.5	40	42	41.25	42
1 - 2	30	50	32.5	35	35	35	0	36.5	35	36.5
2 - 3	0	40	30	30	40	40	45	35	42.5	35
3 - 4	40	35	40	35	40	45	35	38	40	38
4 - 5	45	40	35	45	40	40	45	41	42.5	41
5 - 6	35	40	40	45	40	35	45	40	40	40
6 - 7	38.5	42.8	42.9	38	45	44	40	41.44	42	41.44
7 - 8	38.8	38	39	39	38.3	40	41.2	38.62	40.6	38.62
8 - 9	36	34.8	35.2	37.3	34.8	39.2	40	35.62	39.6	35.62
9 - 10	37.6	36.9	36.7	36.7	38	37.7	38.2	37.18	37.95	37.18
10 - 11	35.9	37.4	35.8	34.7	37.2	36.6	37.1	36.2	36.85	36.2
11 - 12	36.6	36.2	34.8	35.3	36.3	36.3	36	35.84	36.15	35.84
12 - 13	36	37	34.8	34.6	35.7	36.6	38.2	35.62	37.4	35.62
13 - 14	36	36.8	36.5	35.2	34.8	36	35.6	35.86	35.8	35.86
14 - 15	36.2	36.3	35	36.1	34.9	36.7	36.6	35.7	36.65	35.7
15 - 16	35.1	34.8	36.5	34.5	34.6	35.8	35.9	35.1	35.85	35.1
16 - 17	34.9	34.5	36	33.7	35.5	35.3	35.6	34.92	35.45	34.92
17 - 18	34.7	35.2	35.5	34.8	35	36.9	36.7	35.04	36.8	35.04
18 - 19	35.6	38.3	36.7	36.8	37.7	38.1	37.6	37.02	37.85	37.02
19 - 20	38.9	37.5	37.5	36.7	38.6	38.4	38.6	37.84	38.5	37.84
20 - 21	36.9	38.6	40	40	38.8	40	41.4	38.86	40.7	38.86
21 - 22	40.8	40.6	38.2	39.4	38.9	37.5	37.5	39.58	37.5	39.58
22 - 23	40	41.2	37.8	39	40	40	38.1	39.6	39.05	39.6
23 - 24	40	38.3	40	41.2	38.3	38.9	40	39.56	39.45	39.56
Totals	856	930.2	888.9	888	912.4	921.5	894.3			
% of Total	13.61%	14.79%	14.13%	14.11%	14.5%	14.65%	14.21%			



Outgoing Weekly EightyFifthSpeeds  
A170 outward 2023

from Wed-Nov-02-2022-12-00-AM to Sat-Feb-18-2023-11-59-PM

	28/11/2022	to	04/12/2022							
	Monday	Tuesday	Wednesday	Thursday	Friday	Saturday	Sunday	Week	Weekend	Week Day 85%
Hour	28/11/2022	29/11/2022	30/11/2022	01/12/2022	02/12/2022	03/12/2022	04/12/2022	Day Avg	Avg	Avg Speed
0 - 1	50	35	35	40	42.5	38.3	38	40.5	38.15	40.5
1 - 2	45	35	40	40	0	50	44	40	47	40
2 - 3	45	0	40	0	35	45	40	40	42.5	40
3 - 4	45	40	40	35	35	35	50	39	42.5	39
4 - 5	45	55	35	45	25	0	0	41	0	41
5 - 6	43.8	45	45	43.3	43	50	45	44.02	47.5	44.02
6 - 7	40	42.5	44.2	42.1	40	46.7	40	41.76	43.35	41.76
7 - 8	38.1	37.8	38.8	36.6	38.8	41.4	40	38.02	40.7	38.02
8 - 9	34.5	36.6	34.3	35.6	36.6	37.7	37.2	35.52	37.45	35.52
9 - 10	36.8	36.2	34.9	36.3	35.9	37.5	37.6	36.02	37.55	36.02
10 - 11	35.4	35.9	37	36.3	35.2	37.4	38	35.96	37.7	35.96
11 - 12	37.7	37.6	35.6	35.6	36.7	37.6	36.4	36.64	37	36.64
12 - 13	35.9	36.4	35.4	35.4	35.8	35.3	36.5	35.78	35.9	35.78
13 - 14	36.2	36.5	35.5	36.3	34.9	37.3	37.5	35.88	37.4	35.88
14 - 15	35.2	34.4	35.9	34.4	35.4	37.1	35	35.06	36.05	35.06
15 - 16	35.1	34.7	34.8	34.5	34.8	35.9	37	34.78	36.45	34.78
16 - 17	34.7	34.2	34.5	34.3	35.2	34.6	35.2	34.58	34.9	34.58
17 - 18	34.8	34.8	35.2	34.6	35.5	35	36	34.98	35.5	34.98
18 - 19	37.2	35.9	36.5	37.3	36.8	37.7	37.5	36.74	37.6	36.74
19 - 20	38.6	36.3	38.1	38	37.1	39.3	37.9	37.62	38.6	37.62
20 - 21	39.7	39.1	38.3	37.9	37.7	35	38.8	38.54	36.9	38.54
21 - 22	38.3	37.5	38.8	35	38.8	35.7	37.5	37.68	36.6	37.68
22 - 23	38.8	40	38.5	37	38.6	34.4	40	38.58	37.2	38.58
23 - 24	40	47.5	42.5	36.7	38.8	37.5	47.5	41.1	42.5	41.1
Totals	940.8	883.9	903.8	857.2	843.1	891.4	902.6			
% of Total	15.12%	14.2%	14.52%	13.78%	13.55%	14.32%	14.5%			

Outgoing Weekly EightyFifthSpeeds  
A170 outward 2023

from Wed-Nov-02-2022-12-00-AM to Sat-Feb-18-2023-11-59-PM

	05/12/2022	to	11/12/2022							
	Monday	Tuesday	Wednesday	Thursday	Friday	Saturday	Sunday	Week	Weekend	Week Day 85%
Hour	05/12/2022	06/12/2022	07/12/2022	08/12/2022	09/12/2022	10/12/2022	11/12/2022	Day Avg	Avg	Avg Speed
0 - 1	40	40	30	45	40	37.5	39.2	39	38.35	39
1 - 2	40	50	60	45	32.5	43.3	33.3	45.5	38.3	45.5
2 - 3	0	35	35	40	30	30	35	35	32.5	35
3 - 4	40	40	45	50	35	30	40	42	35	42
4 - 5	42.5	40	42.5	40	30	30	0	39	30	39
5 - 6	35	45	40	47.5	40	38	60	41.5	49	41.5
6 - 7	44	41	41.7	40	39	43.3	35	41.14	39.15	41.14
7 - 8	38.3	35.9	38.9	37.8	36.9	38	40	37.56	39	37.56
8 - 9	36.3	35.7	34.6	35.2	35.9	37.9	41.7	35.54	39.8	35.54
9 - 10	36.1	37	36.7	37.8	36.9	38.3	40	36.9	39.15	36.9
10 - 11	35.5	34.7	36.9	36.9	35.3	37	38.8	35.86	37.9	35.86
11 - 12	36.9	36.4	35.3	37.2	36.3	35.2	37.3	36.42	36.25	36.42
12 - 13	36.2	35.2	37.7	36.6	36.9	34.9	37.2	36.52	36.05	36.52
13 - 14	37.4	36.1	36	37.2	36.6	36.9	36.6	36.66	36.75	36.66
14 - 15	35.3	34.8	35.7	35.3	36.1	34.8	37	35.44	35.9	35.44
15 - 16	34.6	34.8	34.6	34.4	34.9	36.2	36.4	34.66	36.3	34.66
16 - 17	34.4	34.1	34.3	34.6	34.8	35.2	34.2	34.44	34.7	34.44
17 - 18	35.4	34.2	34.8	34.9	34.6	36.1	34.9	34.78	35.5	34.78
18 - 19	37.3	37.1	36.5	36.8	37	37.8	37.7	36.94	37.75	36.94
19 - 20	38.5	36.2	35.8	38.1	34.8	38.6	37.1	36.68	37.85	36.68
20 - 21	39.2	37.7	38	37.7	37.8	40	39.6	38.08	39.8	38.08
21 - 22	39.5	37.5	38	38.6	37	39.3	38.5	38.12	38.9	38.12
22 - 23	41.2	36.9	35.6	34.5	35.6	38.6	38.9	36.76	38.75	36.76
23 - 24	35	40	41.2	38.3	37.5	40	35	38.4	37.5	38.4
Totals	868.6	905.3	914.8	929.4	861.4	886.9	883.4			
% of Total	13.9%	14.49%	14.64%	14.87%	13.78%	14.19%	14.13%			

Outgoing Weekly EightyFifthSpeeds  
A170 outward 2023

from Wed-Nov-02-2022-12-00-AM to Sat-Feb-18-2023-11-59-PM

	12/12/2022	to	18/12/2022							
	Monday	Tuesday	Wednesday	Thursday	Friday	Saturday	Sunday	Week	Weekend	Week Day 85%
Hour	12/12/2022	13/12/2022	14/12/2022	15/12/2022	16/12/2022	17/12/2022	18/12/2022	Day Avg	Avg	Avg Speed
0 - 1	40	40	40	30	35	41.7	40	37	40.85	37
1 - 2	35	0	50	37.5	25	50	40	36.88	45	36.88
2 - 3	45	30	0	40	40	35	40	38.75	37.5	38.75
3 - 4	55	35	0	40	35	45	35	41.25	40	41.25
4 - 5	37.5	42.5	40	45	40	40	0	41	40	41
5 - 6	38.3	45	33.8	45	38.3	35	45	40.08	40	40.08
6 - 7	41.7	40	39.4	38.9	41.2	40	42.5	40.24	41.25	40.24
7 - 8	36.4	37.9	38.1	36.8	38.4	38.8	40	37.52	39.4	37.52
8 - 9	35.3	34.3	35.6	35.7	36.1	38	37.9	35.4	37.95	35.4
9 - 10	36.7	37.3	37.1	37.4	36.8	38.7	38.6	37.06	38.65	37.06
10 - 11	35.4	36.2	37.2	36.8	36.8	38.4	37.4	36.48	37.9	36.48
11 - 12	34.9	35.4	37.3	37.2	36.4	36.2	37.3	36.24	36.75	36.24
12 - 13	34.8	35.9	37.7	37	37.1	37	37.4	36.5	37.2	36.5
13 - 14	34.6	34.8	37.2	36.9	36.3	36.9	36.5	35.96	36.7	35.96
14 - 15	36.5	36.2	36.4	36.9	36.3	36.7	37.2	36.46	36.95	36.46
15 - 16	35.3	34.5	34.4	35.9	34.2	35.1	36.5	34.86	35.8	34.86
16 - 17	34.8	34.4	35.4	34.8	35.2	34.7	34.7	34.92	34.7	34.92
17 - 18	34.8	34.6	36	34.8	34.4	35.5	36.4	34.92	35.95	34.92
18 - 19	37.5	35	37.7	36.5	36.2	36.7	37.5	36.58	37.1	36.58
19 - 20	36	35	37.9	35	35.9	37.4	38.3	35.96	37.85	35.96
20 - 21	37.7	38.5	39.1	38.8	37.3	40	37.1	38.28	38.55	38.28
21 - 22	40	36.2	38.3	37	38	38	38.8	37.9	38.4	37.9
22 - 23	39	38.1	38.8	38	38.1	37	43.3	38.4	40.15	38.4
23 - 24	40	42.5	42.5	43	40	37.5	35	41.6	36.25	41.6
Totals	912.2	849.3	839.9	904.9	878	919.3	882.4			
% of Total	14.75%	13.73%	13.58%	14.63%	14.19%	14.86%	14.26%			

Outgoing Weekly EightyFifthSpeeds  
A170 outward 2023

from Wed-Nov-02-2022-12-00-AM to Sat-Feb-18-2023-11-59-PM

	19/12/2022	to	25/12/2022							
	Monday	Tuesday	Wednesday	Thursday	Friday	Saturday	Sunday	Week	Weekend	Week Day 85%
Hour	19/12/2022	20/12/2022	21/12/2022	22/12/2022	23/12/2022	24/12/2022	25/12/2022	Day Avg	Avg	Avg Speed
0 - 1	43.3	50	55	40	40	40	38.6	45.66	39.3	45.66
1 - 2	45	45	40	45	0	40	35	43.75	37.5	43.75
2 - 3	40	45	0	45	35	35	45	41.25	40	41.25
3 - 4	35	35	40	35	40	40	0	37	40	37
4 - 5	35	40	40	35	40	50	0	38	50	38
5 - 6	40	42.5	42.5	42.5	43.3	40	0	42.16	40	42.16
6 - 7	44.4	39.4	39.6	42.5	35	40	45	40.18	42.5	40.18
7 - 8	37.1	38.8	39.8	39.4	39.2	38.6	40	38.86	39.3	38.86
8 - 9	35.8	36.8	36.7	38	36.5	36.9	41.7	36.76	39.3	36.76
9 - 10	35.7	37.7	37.6	38.1	37.3	37.2	35	37.28	36.1	37.28
10 - 11	36.2	36.6	36.4	36.2	34.9	37.3	37.8	36.06	37.55	36.06
11 - 12	36.6	35.4	36.6	36.1	34.9	36.1	38.3	35.92	37.2	35.92
12 - 13	36.5	36.5	37.1	34.9	34.9	37.5	38.4	35.98	37.95	35.98
13 - 14	36.7	37.6	36.4	34.9	37	36.6	39.6	36.52	38.1	36.52
14 - 15	35.9	34.9	36.5	34.5	35	36.3	40	35.36	38.15	35.36
15 - 16	35.2	34.5	34.8	35	35.1	36	40.7	34.92	38.35	34.92
16 - 17	34.6	34.6	34.4	34.1	35	34.9	38.3	34.54	36.6	34.54
17 - 18	35.8	35.7	36.5	35.8	35.3	37.1	40	35.82	38.55	35.82
18 - 19	36.6	36.2	36.7	36.5	37.3	36.3	38.8	36.66	37.55	36.66
19 - 20	38.1	38.6	39.5	38.1	37.8	38.5	39.4	38.42	38.95	38.42
20 - 21	38.8	38.5	39	36.9	39.1	42.5	39	38.46	40.75	38.46
21 - 22	38.8	40	37.9	39	38.8	38.1	45	38.9	41.55	38.9
22 - 23	38.3	41	40	40	37.1	35	35	39.28	35	39.28
23 - 24	37.5	43.8	41.7	40	41	38.3	38.8	40.8	38.55	40.8
Totals	906.9	934.1	894.7	912.5	859.5	918.2	829.4			
% of Total	14.5%	14.93%	14.3%	14.59%	13.74%	14.68%	13.26%			

Outgoing Weekly EightyFifthSpeeds  
A170 outward 2023

from Wed-Nov-02-2022-12-00-AM to Sat-Feb-18-2023-11-59-PM

	26/12/2022	to	01/01/2023							
	Monday	Tuesday	Wednesday	Thursday	Friday	Saturday	Sunday	Week	Weekend	Week Day 85%
Hour	26/12/2022	27/12/2022	28/12/2022	29/12/2022	30/12/2022	31/12/2022	01/01/2023	Day Avg	Avg	Avg Speed
0 - 1	35	45	45	45	45	45	34.2	43	39.6	43
1 - 2	28.8	40	42.5	43.8	37.5	55	40	38.52	47.5	38.52
2 - 3	0	45	50	55	0	45	40	50	42.5	50
3 - 4	40	45	35	42.5	40	40	45	40.5	42.5	40.5
4 - 5	0	50	40	45	50	45	25	46.25	35	46.25
5 - 6	40	35	40	38.3	45	43.3	40	39.66	41.65	39.66
6 - 7	32.5	42.5	40	38.3	44	35	40	39.46	37.5	39.46
7 - 8	40	42.1	37.7	40	39.7	41.7	34	39.9	37.85	39.9
8 - 9	39.5	37.5	37.4	38	37.7	37.9	34.4	38.02	36.15	38.02
9 - 10	38.9	39.3	37.9	37.6	36.4	36.9	38.3	38.02	37.6	38.02
10 - 11	38.2	37.1	35	34.9	35.6	34.8	38.5	36.16	36.65	36.16
11 - 12	37.5	36.7	35	35.4	35.8	36.3	37.2	36.08	36.75	36.08
12 - 13	36.7	36.9	36.9	37.2	36.4	37.3	36.6	36.82	36.95	36.82
13 - 14	38.5	37.2	36.2	37.2	34.9	36.8	37	36.8	36.9	36.8
14 - 15	34.9	36.3	35.2	36.3	35.7	37.2	35.9	35.68	36.55	35.68
15 - 16	38.6	36.8	36.1	36.6	36.4	34.9	37.3	36.9	36.1	36.9
16 - 17	38	34.8	35.3	35.9	35.3	34.9	36.6	35.86	35.75	35.86
17 - 18	38.8	37.2	36.2	36.7	36.5	36.3	37.3	37.08	36.8	37.08
18 - 19	37.1	37.9	36.8	37.8	39.3	37.9	37.5	37.78	37.7	37.78
19 - 20	39	38.4	39	40.6	38.1	36.4	41.7	39.02	39.05	39.02
20 - 21	41.7	38.3	37.8	39.4	37.9	36.1	39.4	39.02	37.75	39.02
21 - 22	41.2	37.1	41.9	38	40	37.5	42.5	39.64	40	39.64
22 - 23	42.5	38.9	41	37.7	38.8	39.3	45	39.78	42.15	39.78
23 - 24	45	39.2	41.7	40	42.5	37.5	45	41.68	41.25	41.68
Totals	842.4	944.2	929.6	947.2	898.5	938	918.4			
% of Total	13.12%	14.71%	14.48%	14.76%	14%	14.61%	14.31%			

Outgoing Weekly EightyFifthSpeeds  
A170 outward 2023

from Wed-Nov-02-2022-12-00-AM to Sat-Feb-18-2023-11-59-PM

	02/01/2023	to	08/01/2023							
	Monday	Tuesday	Wednesday	Thursday	Friday	Saturday	Sunday	Week	Weekend	Week Day 85%
Hour	02/01/2023	03/01/2023	04/01/2023	05/01/2023	06/01/2023	07/01/2023	08/01/2023	Day Avg	Avg	Avg Speed
0 - 1	40	35	40	40	45	45	46.7	40	45.85	40
1 - 2	55	20	45	0	0	42.5	40	40	41.25	40
2 - 3	50	50	30	0	30	35	45	40	40	40
3 - 4	0	45	60	35	35	35	35	43.75	35	43.75
4 - 5	45	45	40	43.3	45	45	40	43.66	42.5	43.66
5 - 6	38.3	40	40	45	40	40	35	40.66	37.5	40.66
6 - 7	40	40	40	39.3	43.3	43.8	40	40.52	41.9	40.52
7 - 8	40	37.8	38.2	37.6	38.5	41.7	38.3	38.42	40	38.42
8 - 9	38	37.5	34.3	34.2	36.1	38.5	38.6	36.02	38.55	36.02
9 - 10	37.4	35	36.5	38.3	37	37.4	37.4	36.84	37.4	36.84
10 - 11	39.2	36.7	37.3	36.7	35	35.4	37.4	36.98	36.4	36.98
11 - 12	38	35.2	36.5	35.4	35	37.2	36.5	36.02	36.85	36.02
12 - 13	35.9	35.8	35.4	34.8	35.2	38.1	36.9	35.42	37.5	35.42
13 - 14	38.2	35.9	37.4	34.9	34.6	37.4	37.6	36.2	37.5	36.2
14 - 15	37.3	35.2	36.4	35.5	34.8	36.8	36.9	35.84	36.85	35.84
15 - 16	36.6	36	34.4	34.9	35.4	36.4	36.3	35.46	36.35	35.46
16 - 17	37.1	34.2	34.7	34.9	36	35.8	36.7	35.38	36.25	35.38
17 - 18	36.5	36.5	36.1	35.4	35.1	36.7	37.1	35.92	36.9	35.92
18 - 19	38.8	37.4	37.3	37.2	37.8	37.8	38.4	37.7	38.1	37.7
19 - 20	38.5	37.4	38.2	37.6	36.7	36.7	39.4	37.68	38.05	37.68
20 - 21	43	41.7	41.4	40.8	38.3	42	40	41.04	41	41.04
21 - 22	42.5	40	39.4	42	39.6	38.8	42.5	40.7	40.65	40.7
22 - 23	39.4	45	42.5	36.7	42.5	37.5	37.5	41.22	37.5	41.22
23 - 24	40	40	43.3	35	41.7	37.5	40	40	38.75	40
Totals	924.7	912.3	934.3	824.5	867.6	928	929.2			
% of Total	14.63%	14.43%	14.78%	13.04%	13.73%	14.68%	14.7%			

Outgoing Weekly EightyFifthSpeeds  
A170 outward 2023

from Wed-Nov-02-2022-12-00-AM to Sat-Feb-18-2023-11-59-PM

	09/01/2023	to	15/01/2023							
	Monday	Tuesday	Wednesday	Thursday	Friday	Saturday	Sunday	Week	Weekend	Week Day 85%
Hour	09/01/2023	10/01/2023	11/01/2023	12/01/2023	13/01/2023	14/01/2023	15/01/2023	Day Avg	Avg	Avg Speed
0 - 1	30	40	55	35	42.5	40	35	40.5	37.5	40.5
1 - 2	40	45	35	40	40	50	40	40	45	40
2 - 3	35	35	45	0	50	50	45	41.25	47.5	41.25
3 - 4	55	40	40	45	35	50	0	43	50	43
4 - 5	35	40	35	35	32.5	35	55	35.5	45	35.5
5 - 6	39	45	45	47.5	40	35	40	43.3	37.5	43.3
6 - 7	39.7	39.4	41.4	41.7	41.7	43.3	45	40.78	44.15	40.78
7 - 8	38.2	37.3	38.1	36.2	38.5	39	35	37.66	37	37.66
8 - 9	34.9	34.3	35	34.8	35.7	38.6	39.5	34.94	39.05	34.94
9 - 10	37.1	36.2	36.5	35.5	36.6	38	38.2	36.38	38.1	36.38
10 - 11	35.9	35.4	37.8	35.7	36.6	38.2	38.1	36.28	38.15	36.28
11 - 12	37.2	37.2	37.6	35.9	36.8	37.2	38	36.94	37.6	36.94
12 - 13	35.3	38.4	37.5	36.2	36.7	36.8	38	36.82	37.4	36.82
13 - 14	37.6	36.5	37	36.4	37.5	37.5	37.9	37	37.7	37
14 - 15	32.9	35.6	35.2	36.5	35.3	36.7	37	35.1	36.85	35.1
15 - 16	36.8	34.7	35.5	35	34.7	36.1	35.8	35.34	35.95	35.34
16 - 17	34.7	34.7	35	34.7	34.6	35.5	37.6	34.74	36.55	34.74
17 - 18	36.5	34.8	34.9	35.4	35.4	34.8	37.2	35.4	36	35.4
18 - 19	38.1	36.9	36.9	37.8	37.6	37.6	36.8	37.46	37.2	37.46
19 - 20	38.2	38.8	38.2	38	38.8	39.1	38.1	38.4	38.6	38.4
20 - 21	39.6	40.6	39.6	38.2	40	38.3	37	39.6	37.65	39.6
21 - 22	36.5	40	38.8	39.6	42.9	36.2	40.8	39.56	38.5	39.56
22 - 23	39.3	39	38.6	40	39.4	37.8	40	39.26	38.9	39.26
23 - 24	40	35	37.5	40	41.7	42.5	40	38.84	41.25	38.84
Totals	902.5	909.8	926.1	870.1	920.5	943.2	905			
% of Total	14.15%	14.27%	14.52%	13.64%	14.43%	14.79%	14.19%			

Outgoing Weekly EightyFifthSpeeds  
A170 outward 2023

from Wed-Nov-02-2022-12-00-AM to Sat-Feb-18-2023-11-59-PM

	16/01/2023	to	22/01/2023							
	Monday	Tuesday	Wednesday	Thursday	Friday	Saturday	Sunday	Week	Weekend	Week Day 85%
Hour	16/01/2023	17/01/2023	18/01/2023	19/01/2023	20/01/2023	21/01/2023	22/01/2023	Day Avg	Avg	Avg Speed
0 - 1	50	40	35	47.5	43.8	42.5	40	43.26	41.25	43.26
1 - 2	55	0	40	45	0	50	40	46.67	45	46.67
2 - 3	40	0	40	30	0	30	45	36.67	37.5	36.67
3 - 4	40	0	37.5	45	45	40	45	41.88	42.5	41.88
4 - 5	35	35	45	55	42.5	35	0	42.5	35	42.5
5 - 6	35	40	40	47.5	39.2	35	45	40.34	40	40.34
6 - 7	39	41.7	40	39.2	39	42.5	43.3	39.78	42.9	39.78
7 - 8	36.9	38.3	38.6	38.5	35.7	37.5	38.3	37.6	37.9	37.6
8 - 9	34.4	37.1	34.7	35.7	34.9	38.3	40	35.36	39.15	35.36
9 - 10	38.1	37.6	37.6	37.7	36	37.7	37.6	37.4	37.65	37.4
10 - 11	35.4	38.2	37.3	37.3	36.3	36.5	37.2	36.9	36.85	36.9
11 - 12	34.5	34.9	37.4	36.2	36.1	37.6	37.5	35.82	37.55	35.82
12 - 13	0	35.8	38.1	36.7	37.3	37	37.2	36.98	37.1	36.98
13 - 14	36.3	36	36.4	37.2	37.3	37.1	35.6	36.64	36.35	36.64
14 - 15	35.9	36.3	35.8	34.9	35.3	34.9	36.1	35.64	35.5	35.64
15 - 16	35.7	34.9	35.8	35	34.8	36.2	36.7	35.24	36.45	35.24
16 - 17	34.6	34.7	35.5	34.6	35.5	37.1	35.2	34.98	36.15	34.98
17 - 18	35.1	36.2	35.3	35	35	35.8	37.2	35.32	36.5	35.32
18 - 19	36.7	36.6	35.8	37.1	36.3	38.6	38.2	36.5	38.4	36.5
19 - 20	36.5	39.5	35.9	36.8	38.2	38.3	37.6	37.38	37.95	37.38
20 - 21	37.7	39	39.3	35	39.6	35	40.7	38.12	37.85	38.12
21 - 22	38.6	40	39.7	38.5	37.5	39.3	38	38.86	38.65	38.86
22 - 23	35	40	37.9	40	40	34.6	35	38.58	34.8	38.58
23 - 24	40	38.3	40	42.5	42.5	41.7	45	40.66	43.35	40.66
Totals	875.4	790.1	908.6	937.9	837.8	908.2	901.4			
% of Total	14.21%	12.83%	14.75%	15.23%	13.6%	14.74%	14.63%			



Outgoing Weekly EightyFifthSpeeds  
A170 outward 2023

from Wed-Nov-02-2022-12-00-AM to Sat-Feb-18-2023-11-59-PM

	23/01/2023	to	29/01/2023							
	Monday	Tuesday	Wednesday	Thursday	Friday	Saturday	Sunday	Week	Weekend	Week Day 85%
Hour	23/01/2023	24/01/2023	25/01/2023	26/01/2023	27/01/2023	28/01/2023	29/01/2023	Day Avg	Avg	Avg Speed
0 - 1	43.3	45	35	40	38.3	42.5	36.7	40.32	39.6	40.32
1 - 2	50	40	0	55	35	45	55	45	50	45
2 - 3	60	0	0	30	45	45	45	45	45	45
3 - 4	40	35	40	35	50	45	40	40	42.5	40
4 - 5	30	30	50	45	40	40	40	39	40	39
5 - 6	37.5	38.8	35	43.3	42.5	45	40	39.42	42.5	39.42
6 - 7	44.2	40	41.7	38.6	46	43.3	38.3	42.1	40.8	42.1
7 - 8	37.1	36.5	37.4	37.2	37.5	39.2	42.5	37.14	40.85	37.14
8 - 9	35.6	34.5	34.7	34.3	34.9	39.4	37.5	34.8	38.45	34.8
9 - 10	36.3	37.7	36.2	34.9	37.2	36.9	37.6	36.46	37.25	36.46
10 - 11	34.1	35.2	34.8	36	35.8	36.8	37.6	35.18	37.2	35.18
11 - 12	35.2	35.2	36.6	37	36.4	37.4	37.9	36.08	37.65	36.08
12 - 13	35.6	34.5	34.8	34.7	36.6	37.1	36.1	35.24	36.6	35.24
13 - 14	34.9	36	36.1	34.5	34.9	37.5	37.5	35.28	37.5	35.28
14 - 15	35.2	34.9	34.9	34.7	35.1	37.1	36.4	34.96	36.75	34.96
15 - 16	34.7	34.6	34.9	34.1	34.8	35	36.7	34.62	35.85	34.62
16 - 17	35.8	35.9	34.6	35.4	36.5	37.3	36.4	35.64	36.85	35.64
17 - 18	36.4	35.3	34.8	34.9	34.9	36.1	37.6	35.26	36.85	35.26
18 - 19	38.1	35.7	35.5	37.5	38.3	37.5	37.1	37.02	37.3	37.02
19 - 20	36.7	35.8	34.9	37.4	37.5	37.9	39.2	36.46	38.55	36.46
20 - 21	38.8	38.5	39.5	40	37.7	41.2	40	38.9	40.6	38.9
21 - 22	39.3	35	34.5	38.6	37.3	36.4	37.5	36.94	36.95	36.94
22 - 23	40	36	37.5	40	38.6	37.9	37.5	38.42	37.7	38.42
23 - 24	35	42.5	41.7	37.5	42.5	39.4	37.5	39.84	38.45	39.84
Totals	923.8	842.6	815.1	905.6	923.3	945.9	937.6			
% of Total	14.68%	13.39%	12.95%	14.39%	14.67%	15.03%	14.9%			

Outgoing Weekly EightyFifthSpeeds  
A170 outward 2023

from Wed-Nov-02-2022-12-00-AM to Sat-Feb-18-2023-11-59-PM

	30/01/2023	to	05/02/2023							
	Monday	Tuesday	Wednesday	Thursday	Friday	Saturday	Sunday	Week	Weekend	Week Day 85%
Hour	30/01/2023	31/01/2023	01/02/2023	02/02/2023	03/02/2023	04/02/2023	05/02/2023	Day Avg	Avg	Avg Speed
0 - 1	50	35	40	37.5	38.3	40	42.5	40.16	41.25	40.16
1 - 2	32.5	35	45	40	45	37.5	40	39.5	38.75	39.5
2 - 3	40	40	50	40	40	40	40	42	40	42
3 - 4	45	0	37.5	40	25	35	0	36.88	35	36.88
4 - 5	35	33.8	33.3	35	35	45	45	34.42	45	34.42
5 - 6	40	42.5	50	40	42.5	40	40	43	40	43
6 - 7	40	41	38.9	41	44	41.7	42.5	40.98	42.1	40.98
7 - 8	38.5	38	37.1	37.6	39.1	40	43.3	38.06	41.65	38.06
8 - 9	34.8	34.8	35	36.1	34.7	38.5	41.2	35.08	39.85	35.08
9 - 10	37.6	36.4	36.2	37.2	35.9	37.8	39.5	36.66	38.65	36.66
10 - 11	36.7	37.5	37.2	36.1	36.7	36.2	37	36.84	36.6	36.84
11 - 12	36.3	35.8	37.1	36.7	35.9	36.7	36.8	36.36	36.75	36.36
12 - 13	37.2	37.4	36.9	36.4	36.4	35.8	37	36.86	36.4	36.86
13 - 14	37.2	37.4	36.9	35.5	36.6	37.5	37	36.72	37.25	36.72
14 - 15	36.2	37.2	36.7	36.7	36.2	36.3	35.6	36.6	35.95	36.6
15 - 16	35.8	35.3	34.7	34.6	34.9	35.8	34.4	35.06	35.1	35.06
16 - 17	35.7	34.7	36.4	34.8	35.8	36.6	36.3	35.48	36.45	35.48
17 - 18	34.6	36	35.8	34.6	35.6	36.6	37.2	35.32	36.9	35.32
18 - 19	35.4	36.4	37	37.7	35.2	37.9	37.7	36.34	37.8	36.34
19 - 20	36.7	38	36.9	38.4	38.6	34.8	40	37.72	37.4	37.72
20 - 21	39.1	39.6	38.2	37.3	36.9	39.5	38.1	38.22	38.8	38.22
21 - 22	40	38.8	38.1	41	37.5	40	45	39.08	42.5	39.08
22 - 23	40	41.7	38.6	37.9	37.1	37.1	39.3	39.06	38.2	39.06
23 - 24	40	38.8	42.5	43.3	40.8	39.4	37.5	41.08	38.45	41.08
Totals	914.3	861.1	926	905.4	893.7	915.7	902.9			
% of Total	14.47%	13.63%	14.65%	14.33%	14.14%	14.49%	14.29%			

Outgoing Weekly EightyFifthSpeeds  
A170 outward 2023

from Wed-Nov-02-2022-12-00-AM to Sat-Feb-18-2023-11-59-PM

	06/02/2023	to	12/02/2023							
	Monday	Tuesday	Wednesday	Thursday	Friday	Saturday	Sunday	Week	Weekend	Week Day 85%
Hour	06/02/2023	07/02/2023	08/02/2023	09/02/2023	10/02/2023	11/02/2023	12/02/2023	Day Avg	Avg	Avg Speed
0 - 1	40	35	45	50	42.5	42.5	40	42.5	41.25	42.5
1 - 2	50	0	40	50	55	35	42.5	48.75	38.75	48.75
2 - 3	65	40	30	35	0	30	35	42.5	32.5	42.5
3 - 4	55	0	45	35	40	0	0	43.75	0	43.75
4 - 5	35	40	35	40	40	37.5	0	38	37.5	38
5 - 6	35	40	40	45	42.5	43.3	45	40.5	44.15	40.5
6 - 7	38.8	38.6	40.8	41.2	39.6	40	40	39.8	40	39.8
7 - 8	38.7	38.3	37.7	38.6	37.6	37.9	39.6	38.18	38.75	38.18
8 - 9	35.5	35.5	35.8	35.4	35.6	39	39.3	35.56	39.15	35.56
9 - 10	36.2	35.9	36.2	37	35.2	37.4	39	36.1	38.2	36.1
10 - 11	36.9	34.9	35.6	36.7	35.4	38	37	35.9	37.5	35.9
11 - 12	37	35.9	36.6	36.6	35.6	37.8	38.3	36.34	38.05	36.34
12 - 13	37.3	36.8	37	36.9	35.3	36.3	36.4	36.66	36.35	36.66
13 - 14	37.7	35.9	36.6	36.5	35.3	37.5	35.9	36.4	36.7	36.4
14 - 15	36.3	34.7	36.7	34.9	35	36	35.3	35.52	35.65	35.52
15 - 16	35	35.8	35.5	34.6	34.4	35.4	35.9	35.06	35.65	35.06
16 - 17	35.4	35	34.7	34.6	35.5	36.4	36	35.04	36.2	35.04
17 - 18	34.9	34.7	34.8	34.6	35.9	36.4	37.5	34.98	36.95	34.98
18 - 19	36.7	36.7	36.5	37.8	35	36	39.5	36.54	37.75	36.54
19 - 20	38	38.3	34.5	37.5	36.9	37.4	41	37.04	39.2	37.04
20 - 21	35	37.5	39.6	39	40	38.8	40	38.22	39.4	38.22
21 - 22	34.7	40	38.9	41.9	39.6	39.3	40	39.02	39.65	39.02
22 - 23	42.5	42.5	40	39.4	37.5	36.9	42.5	40.38	39.7	40.38
23 - 24	45	42.5	38.8	37.5	35	38	43.3	39.76	40.65	39.76
Totals	951.6	824.5	901.3	925.7	874.4	862.8	859			
% of Total	15.35%	13.3%	14.54%	14.93%	14.1%	13.92%	13.86%			

Outgoing Weekly EightyFifthSpeeds  
A170 outward 2023

from Wed-Nov-02-2022-12-00-AM to Sat-Feb-18-2023-11-59-PM

	13/02/2023	to	19/02/2023							
	Monday	Tuesday	Wednesday	Thursday	Friday	Saturday	Sunday	Week	Weekend	Week Day 85%
Hour	13/02/2023	14/02/2023	15/02/2023	16/02/2023	17/02/2023	18/02/2023	19/02/2023	Day Avg	Avg	Avg Speed
0 - 1	40	35	37.5	35	28.3	40	*	35.16	40	35.16
1 - 2	45	30	45	40	55	40	*	43	40	43
2 - 3	55	0	40	35	30	40	*	40	40	40
3 - 4	40	35	35	0	40	40	*	37.5	40	37.5
4 - 5	45	37.5	40	45	42.5	50	*	42	50	42
5 - 6	40	40	37.5	37.5	40	42.5	*	39	42.5	39
6 - 7	41.7	39.5	39.6	40.8	40	41.2	*	40.32	41.2	40.32
7 - 8	37.6	38.2	38.6	37.3	39.3	40.7	*	38.2	40.7	38.2
8 - 9	36.4	37.1	36	36	37.8	38.3	*	36.66	38.3	36.66
9 - 10	35.4	37.2	38.3	35.9	35.3	37	*	36.42	37	36.42
10 - 11	35.1	36.2	37.5	36.3	37.4	35.8	*	36.5	35.8	36.5
11 - 12	35.3	36.3	36.2	37	37.1	36.8	*	36.38	36.8	36.38
12 - 13	35	34.9	36.4	36.8	37.2	35.7	*	36.06	35.7	36.06
13 - 14	36.3	35	36	34.9	36.7	37.3	*	35.78	37.3	35.78
14 - 15	34.9	35.3	36	35.5	37.5	37.4	*	35.84	37.4	35.84
15 - 16	35.4	36.1	36.8	34.6	35.7	36.4	*	35.72	36.4	35.72
16 - 17	35.1	34.8	36	35.5	35.8	34.9	*	35.44	34.9	35.44
17 - 18	34.9	36.5	34.6	35.1	36.1	36	*	35.44	36	35.44
18 - 19	37.4	36.8	36.2	35.5	37	37.6	*	36.58	37.6	36.58
19 - 20	39.7	35.7	37.6	38	35.9	38.6	*	37.38	38.6	37.38
20 - 21	37.9	37.2	40	39	38.2	39.5	*	38.46	39.5	38.46
21 - 22	39	40	39	36.7	34.7	37.1	*	37.88	37.1	37.88
22 - 23	38.8	41.7	36.7	40	38.9	40	*	39.22	40	39.22
23 - 24	41.7	40	45	42.5	40	36.2	*	41.84	36.2	41.84
Totals	932.6	846	911.5	859.9	906.4	929	0			
% of Total	17.32%	15.71%	16.93%	15.97%	16.83%	17.25%	0%			

Outgoing Monthly EightyFifthSpeeds  
A170 outward 2023

from Wed-Nov-02-2022-12-00-AM to Sat-Feb-18-2023-11-59-PM

Hour	Nov 2022							Week Day Avg	Weekend Avg	Week Day 85% Avg Speed
	Monday	Tuesday	Wednesday	Thursday	Friday	Saturday	Sunday			
0 - 1	45	40	40	40	40	40	40	41	40	41
1 - 2	47.5	45	40	40	40	39.2	40	42.5	39.6	42.5
2 - 3	43.3	45	38.8	42.5	40	41.7	45	41.92	43.35	41.92
3 - 4	40	41.7	40	42	43.3	40	40	41.4	40	41.4
4 - 5	41.7	40	41.7	41.2	43.3	39.2	40	41.58	39.6	41.58
5 - 6	40.6	40.8	39.8	41.7	38.3	43.3	40	40.24	41.65	40.24
6 - 7	39.3	40	39.5	38.2	39.2	40	43.3	39.24	41.65	39.24
7 - 8	37	35.4	35.9	35	34.4	37.2	39.4	35.54	38.3	35.54
8 - 9	33.7	34	33.4	33.2	32.7	35.1	37.2	33.4	36.15	33.4
9 - 10	34.8	34.5	33.5	32.8	33.3	34.3	35.7	33.78	35	33.78
10 - 11	34.1	34.8	34	33.1	33.4	33.4	35.5	33.88	34.45	33.88
11 - 12	34.6	34.6	33.3	33.2	33.4	33.1	35.1	33.82	34.1	33.82
12 - 13	34.2	35.2	33.8	33.5	34	33.7	35.6	34.14	34.65	34.14
13 - 14	34.7	34.9	34.2	34.3	33.5	33.7	34.1	34.32	33.9	34.32
14 - 15	34.5	34.3	34.2	33.8	33.5	33.9	34.5	34.06	34.2	34.06
15 - 16	34.3	34.2	34.1	33.5	33.5	34.2	34.7	33.92	34.45	33.92
16 - 17	33.7	33.7	33.5	32.3	33.3	34.4	34.6	33.3	34.5	33.3
17 - 18	34	34.1	33.8	33.3	33.6	34.9	34.6	33.76	34.75	33.76
18 - 19	34.7	36	34.5	33.9	34.7	36	36.6	34.76	36.3	34.76
19 - 20	36.7	35.4	34.9	34.9	36.3	36.7	36.5	35.64	36.6	35.64
20 - 21	37.5	37.6	37.2	36.9	36.9	37.7	38.3	37.22	38	37.22
21 - 22	38.6	37.6	36.2	36.6	37.7	34.9	38.6	37.34	36.75	37.34
22 - 23	39.3	38.9	38.2	37.7	38	37.7	38.3	38.42	38	38.42
23 - 24	40	39.5	38.8	38.5	37.9	38.2	42.5	38.94	40.35	38.94

Outgoing Monthly EightyFifthSpeeds  
A170 outward 2023

from Wed-Nov-02-2022-12-00-AM to Sat-Feb-18-2023-11-59-PM

Hour	Dec 2022							Week Day Avg	Weekend Avg	Week Day 85% Avg Speed
	Monday	Tuesday	Wednesday	Thursday	Friday	Saturday	Sunday			
0 - 1	42	45	45	42.5	42.5	40.6	38.9	43.4	39.75	43.4
1 - 2	40	45	46.7	42.5	35	47.5	41.4	41.84	44.45	41.84
2 - 3	40	42.5	50	45	35	38.3	42.5	42.5	40.4	42.5
3 - 4	40	40	45	42.5	39	40	47.5	41.3	43.75	41.3
4 - 5	42.5	41.7	42.5	41.7	45	45	0	42.68	45	42.68
5 - 6	39.2	42.5	41.2	43.6	42.3	41	50	41.76	45.5	41.76
6 - 7	43.2	40.7	40	40.3	40.4	43.2	42.5	40.92	42.85	40.92
7 - 8	37.4	37.8	38.8	37.9	38.7	39.4	40.7	38.12	40.05	38.12
8 - 9	36.2	35.4	35.8	36.3	36.4	37.7	38.7	36.02	38.2	36.02
9 - 10	36.6	37.6	37.2	37.4	36.7	37.9	38.4	37.1	38.15	37.1
10 - 11	36.4	36.2	36.4	36.2	35.5	37.1	38.1	36.14	37.6	36.14
11 - 12	36.5	36.1	36.2	36.4	36	36.3	37.3	36.24	36.8	36.24
12 - 13	36.1	36.2	37.4	36.3	36.3	36.5	37.4	36.46	36.95	36.46
13 - 14	37	36.6	36.5	36.6	35.9	36.9	37.4	36.52	37.15	36.52
14 - 15	35.7	35.5	36	35.3	35.7	36.5	36.9	35.64	36.7	35.64
15 - 16	35.8	34.9	34.8	35.1	34.9	35.6	37	35.1	36.3	35.1
16 - 17	34.9	34.5	34.7	34.6	35.1	34.8	34.9	34.76	34.85	34.76
17 - 18	35.7	34.9	35.8	35.1	35	36	36.1	35.3	36.05	35.3
18 - 19	37.2	36.4	37	37	37.3	37.4	37.8	36.98	37.6	36.98
19 - 20	37.9	37.3	38.4	37.8	37	38.1	38.1	37.68	38.1	37.68
20 - 21	39	38.3	38.4	38.1	38	38.5	38.7	38.36	38.6	38.36
21 - 22	39.7	38.3	38.9	37.6	38.8	37.7	39.3	38.66	38.5	38.66
22 - 23	39.2	38.4	38.2	37.2	37.4	37.2	40	38.08	38.6	38.08
23 - 24	39.4	41.4	41.3	39.8	39.8	38.2	39.3	40.34	38.75	40.34

Hour	Jan 2023							Week Day Avg	Weekend Avg	Week Day 85% Avg Speed
	Monday	Tuesday	Wednesday	Thursday	Friday	Saturday	Sunday			
0 - 1	44.2	40	40	47.5	43.6	42.1	39.4	43.06	40.75	43.06
1 - 2	50	40	42.5	45	40	47.5	40	43.5	43.75	43.5
2 - 3	47.5	40	45	30	45	45	43.8	41.5	44.4	41.5
3 - 4	45	40	39.2	42.5	45	45	42.5	42.34	43.75	42.34
4 - 5	40	37.5	45	43.8	43.3	43.3	38.3	41.92	40.8	41.92
5 - 6	38.9	41.4	42.1	46.7	41.2	40	40	42.06	40	42.06
6 - 7	40.5	40.2	40.9	39.6	43.1	42.9	42.5	40.86	42.7	40.86
7 - 8	37.9	37.6	38.1	37.5	37.8	39.1	39.1	37.78	39.1	37.78
8 - 9	34.9	35.4	34.7	34.6	35.3	38.6	38.4	34.98	38.5	34.98
9 - 10	37.4	36.8	36.7	36.8	36.8	37.5	37.8	36.9	37.65	36.9
10 - 11	36.6	36.9	36.9	36.5	35.9	36.8	37.7	36.56	37.25	36.56
11 - 12	36.7	35.7	37	36.2	36.2	37.4	37.5	36.36	37.45	36.36
12 - 13	36.1	36.4	36.6	35.6	36.5	37.3	37	36.24	37.15	36.24
13 - 14	37.2	36.4	36.8	35.7	36.1	37.4	37.2	36.44	37.3	36.44
14 - 15	35.3	36	35.7	35.1	35	36.4	36.5	35.42	36.45	35.42
15 - 16	35.9	35	34.9	34.8	34.8	35.9	36.6	35.08	36.25	35.08
16 - 17	35.3	34.8	34.9	34.8	35.6	36.6	36.6	35.08	36.6	35.08
17 - 18	35.7	35.8	35.2	35.1	35	35.8	37.3	35.36	36.55	35.36
18 - 19	37.4	36.5	36.5	37.4	37.5	38	37.8	37.06	37.9	37.06
19 - 20	37.4	38	37	37.5	37.8	38.1	38.8	37.54	38.45	37.54
20 - 21	39.2	39.6	39.8	38.6	38.9	39	39.7	39.22	39.35	39.22
21 - 22	39.3	39.1	38.3	39.1	39.2	37.9	39.8	39	38.85	39
22 - 23	39.1	39.5	39.2	39.8	39.4	37.2	39.1	39.4	38.15	39.4
23 - 24	39.5	39.2	40.6	39.1	42.1	39.7	41.7	40.1	40.7	40.1

Outgoing Monthly EightyFifthSpeeds  
A170 outward 2023

from Wed-Nov-02-2022-12-00-AM to Sat-Feb-18-2023-11-59-PM

Hour	Feb 2023							Week Day Avg	Weekend Avg	Week Day 85% Avg Speed
	Monday	Tuesday	Wednesday	Thursday	Friday	Saturday	Sunday			
0 - 1	40	32.5	40	38.3	40	41.2	40	38.16	40.6	38.16
1 - 2	45	30	45	47.5	52.5	38.3	43.3	44	40.8	44
2 - 3	55	40	40	35	40	38.3	35	42	36.65	42
3 - 4	40	35	40	40	38.3	37.5	0	38.66	37.5	38.66
4 - 5	35	38.3	40	40	41.7	45	45	39	45	39
5 - 6	39.2	40	40	41.7	41.7	42.5	42.5	40.52	42.5	40.52
6 - 7	40	39	39.6	41	40.8	41.1	41	40.08	41.05	40.08
7 - 8	38.4	38.4	37.9	37.8	38.6	39.1	39.8	38.22	39.45	38.22
8 - 9	35.8	36.3	35.5	35.8	35.8	38.7	39.9	35.84	39.3	35.84
9 - 10	35.9	36.8	37.1	36.8	35.6	37.4	39.2	36.44	38.3	36.44
10 - 11	36.1	35.6	36.9	36.4	36.6	36.8	37	36.32	36.9	36.32
11 - 12	36.1	36.1	36.7	36.8	36.3	37.2	37.6	36.4	37.4	36.4
12 - 13	36.3	35.7	36.8	36.7	36.3	36	36.7	36.36	36.35	36.36
13 - 14	37	35.3	36.5	35.5	36.3	37.4	36.4	36.12	36.9	36.12
14 - 15	35.5	34.9	36.4	35.7	36.3	36.6	35.5	35.76	36.05	35.76
15 - 16	35.2	36	35.6	34.6	34.9	35.8	34.8	35.26	35.3	35.26
16 - 17	35.2	34.9	35.6	34.9	35.7	36	36.2	35.26	36.1	35.26
17 - 18	34.9	35.4	34.9	34.7	35.9	36.3	37.3	35.16	36.8	35.16
18 - 19	37	36.7	36.6	37.2	35.9	37.1	38.5	36.68	37.8	36.68
19 - 20	38.8	37.1	36.4	38	37.4	37.3	40.3	37.54	38.8	37.54
20 - 21	37.2	37.4	39.1	38.4	38.7	39.3	39.1	38.16	39.2	38.16
21 - 22	37.1	41	38.7	39.9	37.8	38.7	41.7	38.9	40.2	38.9
22 - 23	40	42	38.4	39.1	38.1	38	40	39.52	39	39.52
23 - 24	41.2	41.7	41	40.8	39.3	38.1	41.7	40.8	39.9	40.8



Summary of Violators  
A170 outward 2023

from Wed-Nov-02-2022-12-00-AM to Sat-Feb-18-2023-11-59-PM

Starting Hour	Count	Average Speed of all Traffic	Violator Counts	Average Speed of Violators
00:00:00	4	33.8	3	35.8
01:00:00	2	32.5	1	37.5
02:00:00	3	30.8	2	35.0
03:00:00	6	30.8	3	35.8
04:00:00	6	25.0	6	36.7
05:00:00	14	24.5	7	36.8
06:00:00	25	14.5	11	35.7
07:00:00	102	5.7	35	34.2
08:00:00	194	3.0	44	33.6
09:00:00	280	2.3	59	33.3
10:00:00	278	1.9	73	33.2
11:00:00	249	2.3	46	33.3
12:00:00	191	2.9	52	33.5
13:00:00	221	2.8	62	33.9
14:00:00	226	2.9	52	33.8
15:00:00	251	2.4	56	33.9
16:00:00	283	2.4	62	34.0
17:00:00	171	2.6	25	32.9
18:00:00	125	4.4	28	34.5
19:00:00	59	7.8	13	36.0
20:00:00	42	13.2	19	35.7
21:00:00	29	13.1	15	33.8
22:00:00	8	30.0	4	35.0
23:00:00	12	23.8	5	35.5
00:00:00	4	35.0	3	39.2
01:00:00	1	32.5	1	32.5
02:00:00	7	28.6	5	39.5
03:00:00	6	27.1	4	36.3
04:00:00	3	20.0	2	32.5
05:00:00	16	26.3	7	36.8
06:00:00	44	11.5	18	35.8
07:00:00	105	5.3	43	33.8
08:00:00	226	2.5	44	33.1
09:00:00	343	1.6	41	33.4
10:00:00	219	2.6	43	33.7
11:00:00	247	2.6	45	33.6
12:00:00	223	3.2	43	34.5
13:00:00	209	3.1	62	33.9
14:00:00	206	3.1	58	34.7
15:00:00	237	2.3	56	33.6
16:00:00	287	2.5	56	33.9
17:00:00	274	2.1	49	33.2
18:00:00	171	3.3	47	33.4
19:00:00	98	5.8	28	34.3
20:00:00	56	9.4	19	34.6
21:00:00	39	8.7	20	34.0
22:00:00	30	16.2	12	37.5
23:00:00	16	18.0	8	35.6

Summary of Violators  
A170 outward 2023

from Wed-Nov-02-2022-12-00-AM to Sat-Feb-18-2023-11-59-PM

00:00:00	6	27.9	5	35.5
01:00:00	3	35.8	3	35.8
02:00:00	5	36.5	3	44.2
03:00:00	6	36.7	5	38.5
04:00:00	9	26.4	5	41.5
05:00:00	12	23.3	7	36.8
06:00:00	40	13.2	19	36.7
07:00:00	116	5.2	37	34.0
08:00:00	210	2.7	49	33.3
09:00:00	365	1.6	65	33.7
10:00:00	303	2.0	58	33.4
11:00:00	88	1.6	20	33.3
12:00:00	0	N/A	N/A	N/A
13:00:00	65	4.5	25	33.7
14:00:00	291	2.5	57	34.3
15:00:00	237	2.8	65	33.4
16:00:00	349	1.9	58	33.4
17:00:00	244	3.0	61	34.0
18:00:00	173	3.4	45	34.1
19:00:00	106	5.7	31	34.9
20:00:00	65	8.5	21	34.9
21:00:00	54	9.5	20	34.3
22:00:00	38	13.2	24	34.6
23:00:00	23	18.5	12	38.3
00:00:00	8	23.1	3	35.8
01:00:00	5	26.0	3	34.2
02:00:00	9	22.2	6	37.5
03:00:00	4	35.0	4	35.0
04:00:00	5	30.0	3	40.8
05:00:00	8	33.4	6	42.5
06:00:00	14	19.1	4	35.0
07:00:00	56	10.9	25	35.9
08:00:00	131	3.9	49	33.6
09:00:00	124	4.4	30	33.7
10:00:00	165	3.2	31	33.6
11:00:00	160	2.7	24	32.9
12:00:00	203	2.5	36	33.6
13:00:00	167	2.8	32	33.1
14:00:00	174	2.9	43	33.5
15:00:00	147	3.3	30	33.3
16:00:00	146	3.0	24	33.8
17:00:00	99	4.7	25	33.7
18:00:00	96	4.7	18	33.3
19:00:00	77	7.3	20	35.5
20:00:00	50	7.4	15	34.2
21:00:00	40	10.3	15	33.5
22:00:00	39	12.9	14	35.0
23:00:00	22	13.6	6	33.3
00:00:00	6	31.7	4	35.0

Summary of Violators  
A170 outward 2023

from Wed-Nov-02-2022-12-00-AM to Sat-Feb-18-2023-11-59-PM

01:00:00	0	N/A	N/A	N/A
02:00:00	2	30.0	1	32.5
03:00:00	1	32.5	1	32.5
04:00:00	0	N/A	N/A	N/A
05:00:00	5	27.0	3	35.8
06:00:00	7	31.4	6	37.5
07:00:00	20	13.9	10	35.0
08:00:00	49	10.3	24	34.8
09:00:00	89	5.4	25	33.3
10:00:00	153	4.2	43	35.3
11:00:00	184	3.0	52	33.5
12:00:00	213	2.6	56	33.5
13:00:00	223	2.6	31	33.5
14:00:00	235	2.5	52	33.4
15:00:00	184	3.4	43	33.9
16:00:00	118	3.6	16	32.8
17:00:00	160	3.3	33	33.4
18:00:00	131	4.1	43	33.7
19:00:00	70	6.9	25	34.1
20:00:00	41	7.3	8	32.5
21:00:00	29	18.9	13	36.0
22:00:00	18	13.3	7	34.6
23:00:00	6	23.8	2	32.5
00:00:00	9	24.7	6	35.8
01:00:00	3	39.2	3	39.2
02:00:00	1	47.5	1	47.5
03:00:00	6	30.4	5	39.5
04:00:00	4	16.3	4	32.5
05:00:00	19	22.0	10	37.0
06:00:00	30	16.3	18	36.1
07:00:00	105	5.6	37	34.1
08:00:00	199	2.7	35	34.2
09:00:00	282	2.3	43	34.2
10:00:00	213	2.8	39	34.3
11:00:00	243	2.3	53	33.6
12:00:00	237	2.6	65	33.4
13:00:00	198	3.6	54	34.3
14:00:00	228	2.9	62	34.3
15:00:00	210	2.6	56	33.3
16:00:00	264	2.3	61	34.0
17:00:00	245	2.3	45	33.4
18:00:00	160	3.0	35	33.1
19:00:00	95	5.4	30	34.3
20:00:00	49	8.5	22	33.9
21:00:00	22	18.1	10	35.0
22:00:00	20	17.5	6	36.7
23:00:00	11	28.6	7	36.1
00:00:00	4	31.3	2	37.5
01:00:00	3	29.2	2	35.0

Summary of Violators  
A170 outward 2023

from Wed-Nov-02-2022-12-00-AM to Sat-Feb-18-2023-11-59-PM

02:00:00	4	30.0	2	35.0
03:00:00	2	40.0	2	40.0
04:00:00	0	N/A	N/A	N/A
05:00:00	12	23.1	8	34.4
06:00:00	30	18.0	16	36.6
07:00:00	116	6.0	43	34.4
08:00:00	201	2.8	31	33.5
09:00:00	301	2.2	49	34.3
10:00:00	194	3.1	40	34.1
11:00:00	233	2.2	34	33.1
12:00:00	202	3.2	50	34.5
13:00:00	189	3.1	50	33.8
14:00:00	169	3.1	34	33.4
15:00:00	223	3.1	58	34.3
16:00:00	268	2.1	57	33.4
17:00:00	231	2.4	44	33.9
18:00:00	153	3.5	45	33.4
19:00:00	71	7.1	20	34.0
20:00:00	54	9.4	20	34.5
21:00:00	41	9.3	17	34.0
22:00:00	19	19.5	7	35.4
23:00:00	15	25.7	10	35.5
00:00:00	3	27.5	1	37.5
01:00:00	2	32.5	2	32.5
02:00:00	4	33.1	4	42.5
03:00:00	4	27.5	2	32.5
04:00:00	2	40.0	2	40.0
05:00:00	22	19.7	13	36.3
06:00:00	29	17.1	15	37.8
07:00:00	91	7.1	38	34.6
08:00:00	221	2.5	54	33.5
09:00:00	337	1.9	54	33.6
10:00:00	222	2.8	45	34.2
11:00:00	241	2.1	47	33.0
12:00:00	191	3.1	40	33.5
13:00:00	174	3.4	53	33.3
14:00:00	200	3.2	56	34.3
15:00:00	205	3.1	54	34.4
16:00:00	267	2.0	49	33.4
17:00:00	239	2.4	44	33.8
18:00:00	150	3.3	33	33.3
19:00:00	93	4.7	17	33.4
20:00:00	46	10.9	25	33.7
21:00:00	37	12.6	9	35.3
22:00:00	29	11.6	13	34.0
23:00:00	16	17.7	8	34.4
00:00:00	7	24.6	6	36.7
01:00:00	2	32.5	2	32.5
02:00:00	2	35.0	2	35.0

Summary of Violators  
A170 outward 2023

from Wed-Nov-02-2022-12-00-AM to Sat-Feb-18-2023-11-59-PM

03:00:00	11	23.9	10	38.5
04:00:00	3	30.8	2	37.5
05:00:00	16	21.9	10	37.0
06:00:00	33	16.7	18	37.5
07:00:00	100	6.6	45	35.7
08:00:00	208	3.1	39	34.3
09:00:00	340	1.9	52	34.1
10:00:00	261	2.3	55	33.7
11:00:00	223	2.9	57	33.8
12:00:00	234	2.5	61	33.5
13:00:00	181	3.3	53	34.0
14:00:00	224	2.6	54	33.9
15:00:00	261	2.6	71	33.7
16:00:00	305	2.0	65	34.2
17:00:00	250	2.2	60	33.2
18:00:00	194	2.9	58	33.7
19:00:00	112	5.4	37	34.0
20:00:00	83	7.2	24	35.2
21:00:00	57	8.3	19	34.1
22:00:00	18	19.3	11	34.3
23:00:00	17	20.1	7	34.6
00:00:00	10	24.0	5	34.5
01:00:00	3	34.2	3	34.2
02:00:00	4	23.1	1	37.5
03:00:00	7	37.5	6	39.2
04:00:00	3	35.8	2	40.0
05:00:00	10	27.5	7	36.8
06:00:00	32	18.8	17	38.1
07:00:00	115	6.5	45	34.5
08:00:00	242	2.9	60	33.9
09:00:00	304	2.1	56	33.8
10:00:00	308	2.1	65	34.0
11:00:00	276	2.6	66	33.7
12:00:00	281	2.0	64	33.2
13:00:00	277	2.2	69	33.6
14:00:00	209	3.2	47	34.0
15:00:00	243	2.4	68	33.5
16:00:00	279	2.4	62	33.8
17:00:00	246	2.5	58	33.5
18:00:00	161	3.1	37	33.4
19:00:00	90	7.1	38	34.3
20:00:00	39	13.0	19	35.4
21:00:00	31	16.0	15	37.2
22:00:00	42	12.3	20	35.0
23:00:00	28	14.9	14	35.0
00:00:00	8	26.3	6	35.8
01:00:00	0	N/A	N/A	N/A
02:00:00	11	24.1	7	39.6
03:00:00	5	25.0	4	32.5

Summary of Violators  
A170 outward 2023

from Wed-Nov-02-2022-12-00-AM to Sat-Feb-18-2023-11-59-PM

04:00:00	4	35.0	3	37.5
05:00:00	4	31.3	2	40.0
06:00:00	20	21.8	10	36.5
07:00:00	59	10.5	28	36.3
08:00:00	112	5.7	41	34.8
09:00:00	177	3.6	55	34.3
10:00:00	256	2.6	49	33.7
11:00:00	283	2.2	50	33.6
12:00:00	247	2.6	59	33.9
13:00:00	225	3.1	54	34.7
14:00:00	212	2.6	66	33.1
15:00:00	234	2.8	57	34.0
16:00:00	215	3.3	63	33.9
17:00:00	204	2.8	53	34.0
18:00:00	132	4.8	44	34.5
19:00:00	104	5.9	36	34.7
20:00:00	49	12.7	21	35.4
21:00:00	28	15.6	9	35.3
22:00:00	38	14.9	16	35.3
23:00:00	19	19.2	6	36.7
00:00:00	11	27.5	6	37.5
01:00:00	7	28.6	6	37.5
02:00:00	0	N/A	N/A	N/A
03:00:00	3	40.8	3	40.8
04:00:00	3	40.8	3	40.8
05:00:00	8	20.6	4	33.8
06:00:00	7	26.4	3	35.8
07:00:00	19	26.8	12	40.4
08:00:00	47	11.9	18	35.6
09:00:00	120	4.8	43	34.0
10:00:00	187	3.8	46	34.8
11:00:00	194	3.3	53	34.6
12:00:00	208	3.1	60	34.0
13:00:00	211	3.3	67	34.7
14:00:00	206	3.3	71	35.1
15:00:00	244	2.5	84	33.8
16:00:00	222	3.4	76	35.0
17:00:00	169	4.0	50	34.8
18:00:00	101	5.7	41	34.3
19:00:00	67	7.3	30	34.3
20:00:00	40	10.8	16	35.6
21:00:00	27	17.2	19	35.7
22:00:00	17	17.1	6	35.0
23:00:00	13	31.3	11	38.9
00:00:00	8	26.9	7	37.5
01:00:00	3	34.2	3	34.2
02:00:00	3	40.8	3	40.8
03:00:00	8	21.6	6	35.0
04:00:00	5	27.0	4	36.3

Summary of Violators  
A170 outward 2023

from Wed-Nov-02-2022-12-00-AM to Sat-Feb-18-2023-11-59-PM

05:00:00	26	18.4	16	37.5
06:00:00	47	13.6	29	36.6
07:00:00	123	6.2	57	35.9
08:00:00	237	3.1	47	35.4
09:00:00	250	2.3	73	33.6
10:00:00	226	2.7	73	33.7
11:00:00	255	2.3	62	33.8
12:00:00	236	2.4	33	33.7
13:00:00	192	3.1	51	33.6
14:00:00	174	3.9	42	34.2
15:00:00	212	2.7	50	33.9
16:00:00	257	2.3	54	33.7
17:00:00	246	2.4	51	33.8
18:00:00	152	4.6	38	34.3
19:00:00	66	8.4	31	34.0
20:00:00	47	10.2	18	34.4
21:00:00	32	14.1	13	35.2
22:00:00	20	17.4	10	36.0
23:00:00	8	31.6	6	39.2
00:00:00	1	32.5	1	32.5
01:00:00	4	31.3	2	37.5
02:00:00	2	45.0	2	45.0
03:00:00	7	27.5	6	42.5
04:00:00	6	27.9	4	37.5
05:00:00	19	23.9	10	36.5
06:00:00	41	14.7	26	36.2
07:00:00	109	4.6	44	34.0
08:00:00	216	2.6	40	33.3
09:00:00	123	3.6	22	32.7
10:00:00	81	4.3	9	32.5
11:00:00	86	5.3	12	33.8
12:00:00	90	5.6	15	33.2
13:00:00	74	7.5	22	34.5
14:00:00	68	5.7	19	33.3
15:00:00	84	4.5	9	32.5
16:00:00	146	3.9	28	33.6
17:00:00	153	2.9	22	33.0
18:00:00	98	5.3	28	33.8
19:00:00	44	13.5	17	36.3
20:00:00	31	14.7	12	34.2
21:00:00	36	9.3	5	34.5
22:00:00	19	13.8	8	33.1
23:00:00	7	21.1	2	35.0
00:00:00	1	22.5	0	0.0
01:00:00	0	N/A	N/A	N/A
02:00:00	0	N/A	N/A	N/A
03:00:00	4	36.3	3	39.2
04:00:00	5	36.5	5	36.5
05:00:00	16	23.9	11	38.0

Summary of Violators  
A170 outward 2023

from Wed-Nov-02-2022-12-00-AM to Sat-Feb-18-2023-11-59-PM

06:00:00	35	12.1	18	35.3
07:00:00	94	7.1	46	35.2
08:00:00	219	2.8	41	34.5
09:00:00	319	1.8	67	33.5
10:00:00	198	2.5	38	33.3
11:00:00	223	3.2	44	34.0
12:00:00	225	2.7	41	33.4
13:00:00	233	2.7	60	33.9
14:00:00	183	3.3	41	34.5
15:00:00	186	3.0	36	33.3
16:00:00	178	3.3	30	34.3
17:00:00	219	2.2	35	33.4
18:00:00	133	3.9	29	33.5
19:00:00	119	4.2	25	33.3
20:00:00	47	10.1	11	34.8
21:00:00	33	10.7	9	33.1
22:00:00	17	21.0	8	38.1
23:00:00	6	23.8	2	32.5
00:00:00	3	35.8	2	40.0
01:00:00	0	N/A	N/A	N/A
02:00:00	0	N/A	N/A	N/A
03:00:00	8	32.5	6	36.7
04:00:00	3	37.5	3	37.5
05:00:00	10	29.8	6	37.5
06:00:00	12	26.7	6	37.5
07:00:00	49	8.3	10	34.0
08:00:00	128	3.6	18	33.1
09:00:00	153	3.6	25	34.5
10:00:00	101	5.0	23	33.8
11:00:00	142	4.0	28	33.9
12:00:00	132	3.6	28	33.6
13:00:00	123	4.2	29	33.7
14:00:00	96	5.3	24	33.5
15:00:00	118	4.7	20	34.8
16:00:00	146	3.6	29	33.4
17:00:00	88	4.8	14	32.9
18:00:00	57	6.4	9	32.5
19:00:00	43	9.5	6	35.0
20:00:00	29	14.9	8	35.0
21:00:00	31	12.3	15	35.2
22:00:00	15	20.5	4	35.0
23:00:00	10	18.5	5	33.5
00:00:00	1	32.5	1	32.5
01:00:00	1	27.5	0	0.0
02:00:00	3	16.7	0	0.0
03:00:00	7	26.1	7	35.4
04:00:00	4	26.9	3	40.8
05:00:00	21	20.2	9	36.4
06:00:00	24	16.4	10	34.5



Summary of Violators  
A170 outward 2023

from Wed-Nov-02-2022-12-00-AM to Sat-Feb-18-2023-11-59-PM

07:00:00	105	6.3	38	34.7
08:00:00	198	2.8	31	33.5
09:00:00	288	2.0	50	33.1
10:00:00	279	2.3	62	33.8
11:00:00	291	1.9	57	33.2
12:00:00	234	2.6	54	34.0
13:00:00	211	2.5	62	33.4
14:00:00	218	2.4	49	33.5
15:00:00	253	3.1	71	34.8
16:00:00	293	2.0	56	33.8
17:00:00	256	2.3	62	33.4
18:00:00	144	4.2	46	34.2
19:00:00	100	5.8	34	33.8
20:00:00	56	8.6	31	34.3
21:00:00	44	12.4	16	35.0
22:00:00	26	17.6	11	37.5
23:00:00	16	17.7	8	33.8
00:00:00	11	23.9	6	33.3
01:00:00	7	32.5	3	40.8
02:00:00	5	29.0	5	36.5
03:00:00	2	23.8	2	47.5
04:00:00	9	30.6	7	37.5
05:00:00	5	19.0	1	32.5
06:00:00	5	24.0	2	35.0
07:00:00	15	11.3	5	32.5
08:00:00	77	5.5	10	33.5
09:00:00	143	3.9	33	34.5
10:00:00	211	2.8	41	34.3
11:00:00	251	2.4	46	33.7
12:00:00	242	2.3	49	33.0
13:00:00	191	2.5	52	33.1
14:00:00	193	3.4	60	33.6
15:00:00	236	2.4	106	33.4
16:00:00	260	2.7	127	34.7
17:00:00	193	3.9	111	34.9
18:00:00	156	4.5	91	35.4
19:00:00	117	5.1	70	34.5
20:00:00	73	7.9	44	36.5
21:00:00	48	10.2	27	34.4
22:00:00	36	15.7	24	36.5
23:00:00	45	11.2	27	35.3
00:00:00	11	32.0	10	40.5
01:00:00	10	23.8	6	36.7
02:00:00	6	33.3	3	40.8
03:00:00	4	26.9	4	35.0
04:00:00	1	37.5	1	37.5
05:00:00	3	40.8	3	40.8
06:00:00	7	33.9	5	37.5
07:00:00	23	16.0	17	36.3

Summary of Violators  
A170 outward 2023

from Wed-Nov-02-2022-12-00-AM to Sat-Feb-18-2023-11-59-PM

08:00:00	50	14.1	33	36.3
09:00:00	73	8.0	46	35.7
10:00:00	172	4.8	104	35.8
11:00:00	224	3.1	140	35.2
12:00:00	261	2.9	152	34.4
13:00:00	235	2.8	102	34.7
14:00:00	251	2.7	107	34.5
15:00:00	272	2.4	126	34.0
16:00:00	247	2.7	136	34.4
17:00:00	166	4.2	79	34.6
18:00:00	106	6.1	68	34.6
19:00:00	89	8.4	56	36.6
20:00:00	74	9.7	49	34.9
21:00:00	35	12.8	23	37.7
22:00:00	25	19.2	16	38.1
23:00:00	7	39.6	7	39.6
00:00:00	6	27.9	3	37.5
01:00:00	2	25.0	0	0.0
02:00:00	0	N/A	N/A	N/A
03:00:00	2	35.0	2	35.0
04:00:00	3	32.5	2	37.5
05:00:00	8	27.5	6	37.5
06:00:00	29	12.3	24	35.2
07:00:00	88	6.6	63	35.4
08:00:00	197	3.7	110	34.7
09:00:00	280	2.8	174	35.0
10:00:00	212	3.0	101	34.6
11:00:00	231	3.2	123	35.1
12:00:00	252	2.7	118	34.5
13:00:00	198	3.6	111	34.7
14:00:00	219	3.6	121	34.7
15:00:00	288	2.8	144	34.5
16:00:00	260	2.9	134	34.3
17:00:00	289	2.3	123	34.1
18:00:00	178	4.2	103	34.3
19:00:00	115	4.8	77	35.2
20:00:00	81	8.1	53	35.1
21:00:00	53	10.8	24	36.7
22:00:00	32	15.6	21	38.2
23:00:00	10	29.8	6	35.8
00:00:00	6	39.2	5	42.5
01:00:00	2	47.5	2	47.5
02:00:00	1	32.5	1	32.5
03:00:00	2	35.0	2	35.0
04:00:00	1	32.5	1	32.5
05:00:00	5	30.0	5	36.5
06:00:00	16	23.1	14	38.6
07:00:00	110	5.9	68	36.0
08:00:00	210	3.3	107	34.4

Summary of Violators  
A170 outward 2023

from Wed-Nov-02-2022-12-00-AM to Sat-Feb-18-2023-11-59-PM

09:00:00	239	3.0	134	34.5
10:00:00	227	3.4	130	34.8
11:00:00	205	4.0	97	35.4
12:00:00	257	3.1	150	34.9
13:00:00	219	3.4	116	35.1
14:00:00	243	2.6	141	34.5
15:00:00	302	2.3	166	34.2
16:00:00	325	2.2	148	34.4
17:00:00	321	1.9	148	34.1
18:00:00	244	3.1	146	35.0
19:00:00	107	6.7	62	35.4
20:00:00	97	7.4	60	35.5
21:00:00	51	10.7	31	37.3
22:00:00	32	17.0	20	37.8
23:00:00	15	18.0	12	35.4
00:00:00	9	31.9	6	35.8
01:00:00	7	22.5	3	35.8
02:00:00	2	25.0	0	0.0
03:00:00	3	35.8	3	35.8
04:00:00	5	33.5	4	36.3
05:00:00	4	36.3	4	36.3
06:00:00	26	19.8	21	38.0
07:00:00	100	8.5	66	36.4
08:00:00	195	3.3	105	34.9
09:00:00	218	3.1	94	34.5
10:00:00	190	3.3	100	34.2
11:00:00	185	3.5	91	34.6
12:00:00	208	3.2	113	34.3
13:00:00	201	3.0	105	34.6
14:00:00	217	3.0	117	34.1
15:00:00	249	3.2	142	34.7
16:00:00	244	2.5	135	34.6
17:00:00	318	2.1	148	34.3
18:00:00	226	3.2	120	35.1
19:00:00	118	5.3	62	35.0
20:00:00	68	10.6	37	36.8
21:00:00	61	10.8	33	37.0
22:00:00	56	9.0	32	34.7
23:00:00	16	23.9	10	37.5
00:00:00	7	30.0	6	35.8
01:00:00	5	24.0	2	32.5
02:00:00	2	32.5	1	37.5
03:00:00	2	30.0	1	32.5
04:00:00	4	29.4	4	40.0
05:00:00	9	36.9	7	39.6
06:00:00	20	18.1	11	36.6
07:00:00	95	8.4	71	36.5
08:00:00	224	3.5	129	35.3
09:00:00	219	3.2	122	34.9

Summary of Violators  
A170 outward 2023

from Wed-Nov-02-2022-12-00-AM to Sat-Feb-18-2023-11-59-PM

10:00:00	248	2.7	113	34.3
11:00:00	249	2.9	127	34.4
12:00:00	274	2.3	127	33.9
13:00:00	262	3.0	130	34.6
14:00:00	264	2.9	136	34.9
15:00:00	352	2.1	172	34.1
16:00:00	254	2.1	101	33.1
17:00:00	343	2.0	145	34.1
18:00:00	184	4.0	113	35.0
19:00:00	178	4.2	94	34.8
20:00:00	85	8.6	55	36.1
21:00:00	64	10.9	44	36.4
22:00:00	46	11.9	27	35.1
23:00:00	26	18.0	21	37.0
00:00:00	9	34.7	6	39.2
01:00:00	1	32.5	1	32.5
02:00:00	1	32.5	1	32.5
03:00:00	5	33.5	4	35.0
04:00:00	2	27.5	1	32.5
05:00:00	7	26.1	6	36.7
06:00:00	21	23.3	11	40.7
07:00:00	73	9.1	48	36.4
08:00:00	184	4.2	96	35.1
09:00:00	244	2.9	144	34.5
10:00:00	251	3.6	149	35.5
11:00:00	265	2.8	143	34.8
12:00:00	333	2.4	164	34.7
13:00:00	287	2.5	145	34.3
14:00:00	279	2.5	136	34.2
15:00:00	372	1.7	177	34.0
16:00:00	379	2.2	196	34.2
17:00:00	367	2.0	194	34.2
18:00:00	271	2.9	171	34.9
19:00:00	142	5.3	86	35.8
20:00:00	84	8.0	53	35.7
21:00:00	59	10.6	37	36.0
22:00:00	57	11.8	44	36.3
23:00:00	40	12.9	25	35.7
00:00:00	16	21.3	10	38.5
01:00:00	3	20.0	1	32.5
02:00:00	4	33.8	3	35.8
03:00:00	1	42.5	1	42.5
04:00:00	0	N/A	N/A	N/A
05:00:00	5	27.0	4	36.3
06:00:00	13	29.2	13	37.9
07:00:00	36	19.0	26	37.5
08:00:00	102	6.8	75	36.5
09:00:00	131	5.5	83	35.4
10:00:00	223	3.3	127	35.1

Summary of Violators  
A170 outward 2023

from Wed-Nov-02-2022-12-00-AM to Sat-Feb-18-2023-11-59-PM

11:00:00	274	2.6	147	34.3
12:00:00	276	2.5	155	34.7
13:00:00	303	2.4	148	34.7
14:00:00	260	3.0	135	35.1
15:00:00	283	3.0	139	34.9
16:00:00	278	2.5	138	34.6
17:00:00	209	3.3	117	34.5
18:00:00	141	5.5	69	36.1
19:00:00	116	5.2	57	35.8
20:00:00	54	12.1	38	36.6
21:00:00	32	17.0	23	36.4
22:00:00	32	15.4	17	36.0
23:00:00	24	19.4	15	37.2
00:00:00	15	24.5	10	37.5
01:00:00	2	32.5	1	37.5
02:00:00	2	21.3	2	42.5
03:00:00	2	30.0	1	32.5
04:00:00	1	42.5	1	42.5
05:00:00	5	36.5	5	36.5
06:00:00	4	41.3	4	41.3
07:00:00	14	22.7	12	37.5
08:00:00	38	13.8	21	36.5
09:00:00	85	8.6	51	36.0
10:00:00	172	4.9	99	35.2
11:00:00	219	3.6	130	34.9
12:00:00	242	2.8	145	34.6
13:00:00	215	3.9	118	35.2
14:00:00	289	2.5	152	34.5
15:00:00	227	3.5	134	34.6
16:00:00	252	3.1	133	34.8
17:00:00	210	3.1	121	34.5
18:00:00	116	5.8	73	34.8
19:00:00	74	9.7	44	35.9
20:00:00	55	12.5	42	37.4
21:00:00	49	11.0	24	35.2
22:00:00	29	16.5	21	35.6
23:00:00	9	33.6	6	36.7
00:00:00	8	35.3	6	42.5
01:00:00	3	39.2	3	39.2
02:00:00	1	42.5	1	42.5
03:00:00	2	30.0	1	32.5
04:00:00	5	38.5	4	42.5
05:00:00	10	27.3	9	40.3
06:00:00	24	22.4	18	37.8
07:00:00	106	7.1	66	36.3
08:00:00	209	3.2	98	34.0
09:00:00	255	2.5	126	34.6
10:00:00	205	3.5	110	34.6
11:00:00	211	3.6	113	35.2

Summary of Violators  
A170 outward 2023

from Wed-Nov-02-2022-12-00-AM to Sat-Feb-18-2023-11-59-PM

12:00:00	235	3.3	129	34.7
13:00:00	222	3.0	116	34.2
14:00:00	209	3.3	107	34.6
15:00:00	287	2.5	145	34.2
16:00:00	277	2.5	131	34.5
17:00:00	322	2.1	136	34.2
18:00:00	183	3.6	117	34.5
19:00:00	104	6.8	65	35.2
20:00:00	71	9.3	50	36.0
21:00:00	50	10.9	31	36.7
22:00:00	39	13.8	21	35.8
23:00:00	14	22.3	9	39.2
00:00:00	3	30.8	2	32.5
01:00:00	4	26.9	4	35.0
02:00:00	0	N/A	N/A	N/A
03:00:00	3	23.3	3	35.8
04:00:00	0	N/A	N/A	N/A
05:00:00	11	29.8	9	37.5
06:00:00	22	19.0	18	39.2
07:00:00	87	8.4	57	35.7
08:00:00	224	2.9	116	34.7
09:00:00	259	2.8	129	35.4
10:00:00	217	3.0	108	34.4
11:00:00	231	3.5	127	35.3
12:00:00	230	2.9	106	34.9
13:00:00	225	3.3	113	34.7
14:00:00	244	3.1	108	34.5
15:00:00	271	2.4	97	34.4
16:00:00	311	2.1	143	34.0
17:00:00	323	2.1	138	34.2
18:00:00	200	3.5	115	34.6
19:00:00	136	5.0	81	34.4
20:00:00	74	10.4	44	36.5
21:00:00	48	10.3	23	35.3
22:00:00	27	18.8	13	36.3
23:00:00	27	19.1	21	37.5
00:00:00	6	26.7	6	37.5
01:00:00	4	23.1	1	42.5
02:00:00	2	37.5	2	37.5
03:00:00	1	32.5	1	32.5
04:00:00	4	32.5	3	34.2
05:00:00	9	36.1	9	40.3
06:00:00	18	26.0	14	39.3
07:00:00	101	7.9	68	36.8
08:00:00	208	2.6	104	33.9
09:00:00	250	2.6	129	33.9
10:00:00	241	3.2	147	34.7
11:00:00	222	3.2	105	34.5
12:00:00	220	2.9	103	34.3

Summary of Violators  
A170 outward 2023

from Wed-Nov-02-2022-12-00-AM to Sat-Feb-18-2023-11-59-PM

13:00:00	239	2.6	129	34.3
14:00:00	220	3.3	107	34.7
15:00:00	299	2.2	134	34.4
16:00:00	325	2.2	134	34.5
17:00:00	306	2.1	141	34.5
18:00:00	237	3.0	118	34.4
19:00:00	126	5.9	69	35.8
20:00:00	86	7.3	55	35.2
21:00:00	59	10.3	26	36.0
22:00:00	54	12.0	30	36.2
23:00:00	29	17.7	16	38.1
00:00:00	5	21.5	5	34.5
01:00:00	6	25.0	6	36.7
02:00:00	0	N/A	N/A	N/A
03:00:00	1	32.5	1	32.5
04:00:00	2	40.0	2	40.0
05:00:00	8	32.8	7	39.6
06:00:00	23	16.6	18	37.8
07:00:00	93	8.0	55	35.2
08:00:00	194	3.4	108	34.6
09:00:00	267	2.7	127	34.6
10:00:00	202	3.2	105	34.6
11:00:00	219	3.2	120	34.5
12:00:00	283	2.8	135	34.9
13:00:00	247	2.6	143	34.3
14:00:00	259	2.7	129	33.8
15:00:00	319	2.4	143	34.3
16:00:00	277	2.0	118	33.8
17:00:00	326	2.0	141	34.2
18:00:00	249	3.0	132	34.6
19:00:00	129	5.2	79	35.3
20:00:00	87	7.9	48	36.5
21:00:00	54	9.3	31	34.4
22:00:00	60	8.7	34	34.7
23:00:00	24	19.6	18	35.3
00:00:00	8	35.6	6	38.3
01:00:00	1	32.5	1	32.5
02:00:00	1	32.5	1	32.5
03:00:00	3	30.8	2	32.5
04:00:00	1	22.5	0	0.0
05:00:00	12	22.9	9	38.1
06:00:00	21	20.6	12	37.5
07:00:00	87	7.3	53	36.3
08:00:00	199	3.6	107	35.3
09:00:00	265	3.2	139	34.9
10:00:00	243	2.7	119	34.6
11:00:00	232	3.7	107	34.8
12:00:00	284	2.9	163	34.9
13:00:00	332	1.9	151	34.1

Summary of Violators  
A170 outward 2023

from Wed-Nov-02-2022-12-00-AM to Sat-Feb-18-2023-11-59-PM

14:00:00	293	2.3	139	34.7
15:00:00	387	2.0	181	34.4
16:00:00	361	2.3	159	34.6
17:00:00	349	2.0	174	34.2
18:00:00	275	2.7	166	34.8
19:00:00	191	3.4	109	34.7
20:00:00	86	6.3	50	35.0
21:00:00	58	13.1	40	36.1
22:00:00	54	12.5	27	36.4
23:00:00	22	18.2	16	35.3
00:00:00	19	18.8	11	36.1
01:00:00	11	33.0	10	41.0
02:00:00	2	35.0	1	42.5
03:00:00	4	21.9	1	32.5
04:00:00	0	N/A	N/A	N/A
05:00:00	5	36.0	5	43.5
06:00:00	15	26.8	12	40.8
07:00:00	32	18.4	23	37.1
08:00:00	77	8.6	49	35.7
09:00:00	173	4.5	106	35.2
10:00:00	189	3.6	113	34.5
11:00:00	230	3.3	136	35.4
12:00:00	287	2.6	166	34.4
13:00:00	302	2.3	194	34.7
14:00:00	256	2.8	139	34.8
15:00:00	247	3.0	136	34.6
16:00:00	275	2.2	132	34.1
17:00:00	236	2.7	115	34.2
18:00:00	165	4.1	101	34.5
19:00:00	116	6.7	72	36.5
20:00:00	66	10.0	36	35.7
21:00:00	49	10.1	21	34.9
22:00:00	80	6.8	38	33.7
23:00:00	25	18.8	13	36.3
00:00:00	16	24.4	10	35.0
01:00:00	11	28.9	9	38.6
02:00:00	1	37.5	1	37.5
03:00:00	1	47.5	1	47.5
04:00:00	1	27.5	0	0.0
05:00:00	2	37.5	2	37.5
06:00:00	8	31.6	6	38.3
07:00:00	12	28.3	9	35.3
08:00:00	34	12.9	19	35.9
09:00:00	88	5.7	46	35.3
10:00:00	164	3.7	92	35.1
11:00:00	212	3.8	117	35.2
12:00:00	218	2.6	115	34.7
13:00:00	220	3.4	135	34.9
14:00:00	224	3.1	132	34.4



Summary of Violators  
A170 outward 2023

from Wed-Nov-02-2022-12-00-AM to Sat-Feb-18-2023-11-59-PM

15:00:00	197	3.0	107	34.7
16:00:00	200	3.1	114	34.2
17:00:00	191	3.5	91	34.5
18:00:00	127	5.5	81	34.8
19:00:00	92	6.3	56	35.2
20:00:00	62	10.8	35	36.8
21:00:00	29	17.5	18	36.1
22:00:00	27	13.3	23	34.7
23:00:00	7	37.5	5	41.5
00:00:00	12	27.9	6	38.3
01:00:00	4	21.9	1	37.5
02:00:00	0	N/A	N/A	N/A
03:00:00	1	37.5	1	37.5
04:00:00	1	32.5	1	32.5
05:00:00	6	22.5	5	36.5
06:00:00	25	19.7	24	38.8
07:00:00	93	7.3	57	35.8
08:00:00	197	3.3	109	34.7
09:00:00	233	2.6	120	34.5
10:00:00	219	3.0	120	34.1
11:00:00	242	2.9	144	34.8
12:00:00	219	3.2	105	34.5
13:00:00	228	3.2	133	35.0
14:00:00	227	3.2	117	34.4
15:00:00	309	2.2	138	34.3
16:00:00	296	2.1	150	34.0
17:00:00	297	2.2	127	34.0
18:00:00	171	4.1	103	34.8
19:00:00	108	6.3	73	35.2
20:00:00	74	8.2	46	35.5
21:00:00	60	10.8	37	37.1
22:00:00	34	18.3	25	36.5
23:00:00	21	14.3	9	34.2
00:00:00	13	29.0	10	37.5
01:00:00	4	31.3	1	47.5
02:00:00	1	27.5	0	0.0
03:00:00	4	36.3	4	36.3
04:00:00	6	25.4	3	34.2
05:00:00	6	39.2	5	41.5
06:00:00	21	16.7	18	36.1
07:00:00	118	5.7	57	35.3
08:00:00	225	3.1	121	34.6
09:00:00	276	2.8	134	34.8
10:00:00	209	3.3	112	34.3
11:00:00	226	3.9	117	34.7
12:00:00	216	2.9	119	34.3
13:00:00	228	3.1	126	34.5
14:00:00	225	3.0	114	34.3
15:00:00	298	2.2	141	34.1

Summary of Violators  
A170 outward 2023

from Wed-Nov-02-2022-12-00-AM to Sat-Feb-18-2023-11-59-PM

16:00:00	338	2.0	155	33.7
17:00:00	268	2.4	114	33.8
18:00:00	195	3.7	105	34.6
19:00:00	99	6.1	59	35.0
20:00:00	68	7.6	46	34.1
21:00:00	52	12.2	34	35.7
22:00:00	74	8.4	36	35.0
23:00:00	11	27.5	6	36.7
00:00:00	2	27.5	0	0.0
01:00:00	6	32.9	4	42.5
02:00:00	1	32.5	1	32.5
03:00:00	4	40.0	4	40.0
04:00:00	6	28.8	3	39.2
05:00:00	2	35.0	2	35.0
06:00:00	26	19.9	18	38.3
07:00:00	88	7.4	62	35.8
08:00:00	212	3.3	102	34.8
09:00:00	259	3.0	143	34.4
10:00:00	218	3.3	129	34.8
11:00:00	252	2.5	135	34.3
12:00:00	259	2.7	147	34.9
13:00:00	263	2.6	140	34.7
14:00:00	216	3.1	104	34.6
15:00:00	310	2.5	148	34.2
16:00:00	324	2.0	156	34.1
17:00:00	329	2.1	149	34.0
18:00:00	236	3.3	127	34.4
19:00:00	127	6.1	63	35.6
20:00:00	87	8.4	57	35.1
21:00:00	66	9.8	39	34.9
22:00:00	84	8.2	48	34.8
23:00:00	22	18.2	14	36.4
00:00:00	10	30.8	6	38.3
01:00:00	5	28.0	3	39.2
02:00:00	3	39.2	3	39.2
03:00:00	1	37.5	1	37.5
04:00:00	4	36.3	3	39.2
05:00:00	5	24.5	5	39.5
06:00:00	21	23.5	18	37.8
07:00:00	97	6.8	57	35.2
08:00:00	198	3.2	112	34.3
09:00:00	246	2.8	136	35.3
10:00:00	222	3.5	134	34.6
11:00:00	242	3.2	138	34.9
12:00:00	216	3.1	130	34.5
13:00:00	207	3.4	119	35.0
14:00:00	255	2.7	145	34.5
15:00:00	278	2.5	131	34.0
16:00:00	339	1.9	145	33.9

Summary of Violators  
A170 outward 2023

from Wed-Nov-02-2022-12-00-AM to Sat-Feb-18-2023-11-59-PM

17:00:00	319	2.0	140	34.4
18:00:00	208	3.3	128	34.4
19:00:00	129	4.6	73	35.4
20:00:00	69	9.2	45	35.7
21:00:00	36	11.9	21	35.4
22:00:00	108	5.7	57	34.4
23:00:00	25	18.1	17	34.6
00:00:00	9	30.0	6	35.8
01:00:00	5	27.0	3	35.8
02:00:00	0	N/A	N/A	N/A
03:00:00	3	20.0	1	32.5
04:00:00	4	24.4	1	47.5
05:00:00	7	28.6	6	35.0
06:00:00	17	19.0	16	36.9
07:00:00	77	7.7	42	35.7
08:00:00	187	3.7	104	34.3
09:00:00	261	2.6	142	34.9
10:00:00	227	2.8	130	34.3
11:00:00	266	2.8	145	34.4
12:00:00	261	2.9	152	34.8
13:00:00	254	2.9	150	34.5
14:00:00	332	2.5	162	35.1
15:00:00	341	2.4	170	34.4
16:00:00	371	1.7	174	34.1
17:00:00	332	2.0	149	34.1
18:00:00	232	3.3	136	34.6
19:00:00	126	5.0	65	34.4
20:00:00	84	8.6	48	35.4
21:00:00	61	7.9	38	35.1
22:00:00	86	7.3	42	34.5
23:00:00	38	13.3	19	34.6
00:00:00	16	18.0	9	35.8
01:00:00	11	28.2	8	40.6
02:00:00	6	13.8	0	0.0
03:00:00	1	27.5	0	0.0
04:00:00	1	27.5	0	0.0
05:00:00	10	20.5	8	35.0
06:00:00	12	26.5	8	37.5
07:00:00	28	17.1	19	36.2
08:00:00	61	8.8	35	34.8
09:00:00	121	6.0	77	35.9
10:00:00	183	4.6	91	35.6
11:00:00	236	3.0	135	34.4
12:00:00	235	2.9	119	34.1
13:00:00	261	3.2	141	35.1
14:00:00	276	2.8	127	34.8
15:00:00	243	2.6	123	34.4
16:00:00	275	2.9	143	34.4
17:00:00	213	3.6	111	34.8

Summary of Violators  
A170 outward 2023

from Wed-Nov-02-2022-12-00-AM to Sat-Feb-18-2023-11-59-PM

18:00:00	147	5.2	89	35.1
19:00:00	102	7.9	62	36.2
20:00:00	31	16.5	18	37.2
21:00:00	43	12.9	27	35.6
22:00:00	81	8.7	37	36.1
23:00:00	39	15.6	23	36.8
00:00:00	26	20.5	17	37.2
01:00:00	7	28.6	5	36.5
02:00:00	5	18.5	3	32.5
03:00:00	5	33.0	5	40.5
04:00:00	0	N/A	N/A	N/A
05:00:00	1	57.5	1	57.5
06:00:00	5	31.0	5	37.5
07:00:00	11	28.4	8	37.5
08:00:00	30	19.3	16	38.8
09:00:00	84	9.2	52	37.1
10:00:00	172	5.3	107	36.4
11:00:00	171	4.3	115	34.8
12:00:00	228	3.6	130	35.1
13:00:00	204	3.8	127	35.0
14:00:00	247	3.2	140	34.8
15:00:00	233	3.5	123	35.1
16:00:00	236	2.8	116	34.1
17:00:00	210	3.1	86	34.2
18:00:00	116	6.2	72	34.9
19:00:00	81	7.5	53	35.0
20:00:00	50	10.7	32	35.5
21:00:00	41	12.1	28	36.4
22:00:00	39	14.2	31	36.2
23:00:00	22	15.3	12	34.2
00:00:00	8	19.7	2	40.0
01:00:00	1	27.5	0	0.0
02:00:00	3	37.5	3	37.5
03:00:00	1	32.5	1	32.5
04:00:00	7	35.4	6	36.7
05:00:00	10	26.5	7	36.8
06:00:00	15	26.2	11	38.4
07:00:00	99	6.4	57	35.0
08:00:00	215	3.2	104	34.5
09:00:00	226	3.3	105	35.3
10:00:00	198	3.5	102	34.7
11:00:00	273	2.6	131	34.0
12:00:00	251	2.9	115	34.6
13:00:00	220	3.4	106	34.0
14:00:00	234	3.4	118	34.6
15:00:00	295	2.4	135	34.5
16:00:00	288	2.4	147	34.4
17:00:00	316	2.4	149	34.1
18:00:00	181	3.5	95	35.1

Summary of Violators  
A170 outward 2023

from Wed-Nov-02-2022-12-00-AM to Sat-Feb-18-2023-11-59-PM

19:00:00	111	5.5	55	34.8
20:00:00	65	10.3	38	35.4
21:00:00	47	12.2	22	36.4
22:00:00	26	22.9	13	38.7
23:00:00	22	20.0	11	36.6
00:00:00	3	32.5	2	35.0
01:00:00	0	N/A	N/A	N/A
02:00:00	1	27.5	0	0.0
03:00:00	2	30.0	1	32.5
04:00:00	2	37.5	2	37.5
05:00:00	7	36.8	6	38.3
06:00:00	19	17.5	19	36.4
07:00:00	99	6.7	70	35.6
08:00:00	198	3.3	85	34.3
09:00:00	254	2.9	137	34.7
10:00:00	217	3.1	102	35.1
11:00:00	211	3.2	102	35.0
12:00:00	225	3.3	115	34.4
13:00:00	214	2.8	111	34.0
14:00:00	230	2.7	119	34.2
15:00:00	301	2.6	133	34.6
16:00:00	258	2.5	111	33.9
17:00:00	338	2.0	150	34.2
18:00:00	228	3.0	118	34.1
19:00:00	122	5.3	75	34.4
20:00:00	69	10.1	35	35.8
21:00:00	38	16.6	20	36.8
22:00:00	61	9.1	38	35.1
23:00:00	15	21.2	10	37.5
00:00:00	2	32.5	1	37.5
01:00:00	2	35.0	1	47.5
02:00:00	0	N/A	N/A	N/A
03:00:00	0	N/A	N/A	N/A
04:00:00	3	35.8	1	52.5
05:00:00	4	33.8	4	33.8
06:00:00	23	16.2	19	35.7
07:00:00	80	7.2	49	35.7
08:00:00	215	3.2	109	34.8
09:00:00	226	3.1	128	34.6
10:00:00	209	3.7	122	34.8
11:00:00	213	3.4	125	35.1
12:00:00	225	3.3	147	34.9
13:00:00	210	3.8	122	35.2
14:00:00	241	3.1	142	34.6
15:00:00	301	2.2	154	33.7
16:00:00	295	2.4	150	34.5
17:00:00	284	2.2	122	34.3
18:00:00	186	4.3	110	35.5
19:00:00	107	6.6	71	35.4

Summary of Violators  
A170 outward 2023

from Wed-Nov-02-2022-12-00-AM to Sat-Feb-18-2023-11-59-PM

20:00:00	54	10.2	35	35.5
21:00:00	32	13.8	22	35.7
22:00:00	61	11.6	34	36.6
23:00:00	15	16.7	8	36.9
00:00:00	1	27.5	0	0.0
01:00:00	1	27.5	0	0.0
02:00:00	6	25.4	3	37.5
03:00:00	3	34.2	3	34.2
04:00:00	2	37.5	2	37.5
05:00:00	5	36.5	4	38.8
06:00:00	25	16.2	17	36.6
07:00:00	75	7.1	42	35.0
08:00:00	196	3.1	112	34.2
09:00:00	239	3.3	134	34.9
10:00:00	195	3.5	121	34.7
11:00:00	246	3.6	145	35.2
12:00:00	209	3.6	121	35.0
13:00:00	235	2.8	139	34.7
14:00:00	239	3.2	112	35.4
15:00:00	301	2.4	156	34.2
16:00:00	270	3.0	146	34.6
17:00:00	268	3.1	109	34.9
18:00:00	204	3.1	102	34.2
19:00:00	142	4.4	85	34.3
20:00:00	67	9.8	43	36.5
21:00:00	104	6.9	48	34.8
22:00:00	56	9.2	32	36.3
23:00:00	22	19.1	14	37.5
00:00:00	8	21.6	5	38.5
01:00:00	3	24.2	1	32.5
02:00:00	3	34.2	3	34.2
03:00:00	2	30.0	1	32.5
04:00:00	3	35.8	3	35.8
05:00:00	7	24.6	5	37.5
06:00:00	20	17.6	14	36.4
07:00:00	59	9.8	43	36.2
08:00:00	183	3.1	93	34.3
09:00:00	247	2.7	146	34.7
10:00:00	198	3.9	99	34.9
11:00:00	203	3.4	128	34.5
12:00:00	266	3.1	142	34.9
13:00:00	265	2.6	155	34.6
14:00:00	303	2.7	149	35.0
15:00:00	376	2.1	155	34.3
16:00:00	354	2.0	171	34.2
17:00:00	291	2.6	140	34.2
18:00:00	203	3.4	103	34.3
19:00:00	142	5.0	68	34.6
20:00:00	78	8.9	51	35.0

Summary of Violators  
A170 outward 2023

from Wed-Nov-02-2022-12-00-AM to Sat-Feb-18-2023-11-59-PM

21:00:00	54	9.6	39	34.9
22:00:00	48	11.4	23	35.8
23:00:00	34	16.2	19	37.0
00:00:00	20	25.9	13	37.5
01:00:00	6	28.8	5	35.5
02:00:00	4	24.4	3	34.2
03:00:00	2	37.5	2	37.5
04:00:00	2	35.0	2	35.0
05:00:00	2	30.0	1	32.5
06:00:00	6	29.6	6	35.0
07:00:00	50	11.5	33	36.4
08:00:00	60	7.8	40	35.3
09:00:00	152	5.5	100	35.9
10:00:00	192	4.5	104	36.6
11:00:00	252	3.0	142	34.5
12:00:00	247	2.9	151	34.6
13:00:00	256	2.9	159	34.7
14:00:00	249	3.2	136	34.9
15:00:00	311	2.3	155	34.5
16:00:00	296	2.4	155	34.1
17:00:00	206	2.9	93	34.1
18:00:00	130	5.8	78	35.3
19:00:00	94	6.5	52	34.5
20:00:00	59	11.1	40	36.3
21:00:00	52	10.4	32	36.1
22:00:00	27	18.8	15	36.2
23:00:00	36	13.3	25	34.7
00:00:00	26	18.5	19	35.1
01:00:00	11	28.9	9	36.9
02:00:00	5	28.0	3	37.5
03:00:00	2	37.5	2	37.5
04:00:00	0	N/A	N/A	N/A
05:00:00	2	40.0	2	40.0
06:00:00	5	28.0	5	34.5
07:00:00	14	21.6	7	38.9
08:00:00	34	15.4	16	35.3
09:00:00	83	8.6	42	36.1
10:00:00	140	5.1	77	35.9
11:00:00	186	4.2	114	35.3
12:00:00	212	3.5	115	35.0
13:00:00	237	2.5	119	34.8
14:00:00	198	3.8	117	35.1
15:00:00	223	3.4	126	34.8
16:00:00	161	4.7	81	34.7
17:00:00	117	4.3	58	34.2
18:00:00	94	7.3	56	35.0
19:00:00	93	6.8	57	35.8
20:00:00	71	8.2	39	34.9
21:00:00	38	14.0	20	35.8

Summary of Violators  
A170 outward 2023

from Wed-Nov-02-2022-12-00-AM to Sat-Feb-18-2023-11-59-PM

22:00:00	35	16.5	22	36.6
23:00:00	10	31.0	4	38.8
00:00:00	6	32.1	6	39.2
01:00:00	3	37.5	3	37.5
02:00:00	2	37.5	2	37.5
03:00:00	1	32.5	1	32.5
04:00:00	4	33.8	3	37.5
05:00:00	5	35.5	4	37.5
06:00:00	24	17.9	21	36.5
07:00:00	79	7.5	56	35.9
08:00:00	161	4.2	97	34.5
09:00:00	200	3.4	99	34.8
10:00:00	221	3.0	120	34.5
11:00:00	264	2.5	132	34.7
12:00:00	256	2.7	146	34.5
13:00:00	264	2.8	153	34.6
14:00:00	261	2.8	134	34.9
15:00:00	304	2.3	148	34.3
16:00:00	293	2.3	147	34.2
17:00:00	310	2.3	148	34.4
18:00:00	178	4.1	87	34.8
19:00:00	108	6.8	63	35.4
20:00:00	77	8.7	47	35.9
21:00:00	53	11.5	32	35.8
22:00:00	41	13.0	24	35.8
23:00:00	19	12.0	14	34.3
00:00:00	11	20.7	9	34.2
01:00:00	5	42.5	4	46.3
02:00:00	1	42.5	1	42.5
03:00:00	1	32.5	1	32.5
04:00:00	4	20.6	1	32.5
05:00:00	6	29.6	5	38.5
06:00:00	18	21.3	15	36.2
07:00:00	106	6.0	71	35.4
08:00:00	165	4.1	100	34.9
09:00:00	225	4.0	120	35.0
10:00:00	254	3.2	149	35.3
11:00:00	285	2.6	153	34.5
12:00:00	247	2.8	126	34.6
13:00:00	266	2.9	165	35.0
14:00:00	257	2.6	131	34.1
15:00:00	311	2.3	138	34.4
16:00:00	315	2.4	147	34.3
17:00:00	284	2.4	149	34.2
18:00:00	214	3.3	116	34.7
19:00:00	122	5.7	74	34.9
20:00:00	77	7.9	42	35.6
21:00:00	44	12.2	26	37.5
22:00:00	40	14.9	27	37.7



Summary of Violators  
A170 outward 2023

from Wed-Nov-02-2022-12-00-AM to Sat-Feb-18-2023-11-59-PM

23:00:00	14	18.6	10	37.0
00:00:00	5	43.5	5	43.5
01:00:00	3	35.8	2	40.0
02:00:00	1	37.5	1	37.5
03:00:00	2	35.0	2	35.0
04:00:00	7	23.2	4	36.3
05:00:00	6	40.0	6	40.0
06:00:00	27	18.1	19	36.7
07:00:00	93	8.6	68	37.1
08:00:00	162	3.1	96	34.0
09:00:00	211	3.9	122	35.3
10:00:00	253	2.7	144	34.9
11:00:00	278	2.7	161	34.5
12:00:00	302	2.6	176	35.0
13:00:00	262	2.6	144	34.5
14:00:00	281	2.5	166	34.7
15:00:00	311	2.3	165	34.3
16:00:00	304	2.3	144	34.0
17:00:00	284	2.6	148	34.4
18:00:00	203	3.9	122	34.8
19:00:00	123	5.9	78	35.9
20:00:00	79	9.6	57	35.8
21:00:00	54	11.6	39	36.0
22:00:00	38	12.2	20	36.3
23:00:00	28	18.5	20	36.3
00:00:00	14	26.3	10	36.0
01:00:00	2	30.0	1	32.5
02:00:00	2	42.5	2	42.5
03:00:00	1	32.5	1	32.5
04:00:00	5	19.5	4	33.8
05:00:00	9	30.6	6	38.3
06:00:00	21	24.3	17	38.7
07:00:00	82	8.6	43	36.8
08:00:00	128	5.4	77	35.7
09:00:00	150	5.1	84	35.8
10:00:00	248	2.8	132	34.5
11:00:00	271	2.8	139	34.8
12:00:00	295	2.1	146	34.2
13:00:00	253	3.1	143	33.9
14:00:00	271	2.6	144	33.8
15:00:00	294	2.0	134	34.1
16:00:00	304	2.3	132	34.3
17:00:00	259	2.7	113	34.2
18:00:00	200	3.8	117	34.6
19:00:00	101	6.8	67	35.6
20:00:00	80	7.7	46	35.0
21:00:00	46	13.9	28	36.3
22:00:00	48	11.6	29	36.3
23:00:00	25	19.2	18	36.4

Summary of Violators  
A170 outward 2023

from Wed-Nov-02-2022-12-00-AM to Sat-Feb-18-2023-11-59-PM

00:00:00	13	23.8	9	36.9
01:00:00	0	N/A	N/A	N/A
02:00:00	4	25.6	2	37.5
03:00:00	6	27.1	4	38.8
04:00:00	3	35.8	3	35.8
05:00:00	8	30.9	6	40.0
06:00:00	11	13.0	8	32.5
07:00:00	55	10.6	39	36.9
08:00:00	125	5.8	74	35.3
09:00:00	198	3.7	101	34.9
10:00:00	247	2.9	128	34.6
11:00:00	285	2.3	140	34.1
12:00:00	327	2.4	175	34.3
13:00:00	320	2.2	171	34.7
14:00:00	349	2.0	189	34.0
15:00:00	332	2.0	156	34.6
16:00:00	285	2.3	152	34.0
17:00:00	203	3.2	102	34.4
18:00:00	171	4.3	80	35.1
19:00:00	111	5.9	69	35.1
20:00:00	70	8.0	44	36.1
21:00:00	44	12.9	34	35.6
22:00:00	49	12.5	23	35.5
23:00:00	33	16.7	20	37.5
00:00:00	14	32.0	10	38.0
01:00:00	11	27.7	11	37.5
02:00:00	4	25.6	2	37.5
03:00:00	3	23.3	3	34.2
04:00:00	2	40.0	2	40.0
05:00:00	4	26.9	4	35.0
06:00:00	12	33.1	11	37.0
07:00:00	22	17.5	14	36.1
08:00:00	58	9.1	36	35.0
09:00:00	126	5.7	64	35.6
10:00:00	214	3.3	106	35.3
11:00:00	258	3.2	138	35.0
12:00:00	276	3.1	151	35.0
13:00:00	278	3.0	179	34.7
14:00:00	268	2.6	145	34.5
15:00:00	248	3.0	142	34.5
16:00:00	196	3.3	97	34.3
17:00:00	182	4.1	96	34.7
18:00:00	123	5.5	68	34.6
19:00:00	66	10.4	40	36.6
20:00:00	53	11.9	39	35.6
21:00:00	33	18.6	23	36.2
22:00:00	34	16.3	18	35.6
23:00:00	17	21.0	9	35.8
00:00:00	22	21.4	17	36.0

Summary of Violators  
A170 outward 2023

from Wed-Nov-02-2022-12-00-AM to Sat-Feb-18-2023-11-59-PM

01:00:00	14	19.1	5	35.5
02:00:00	1	32.5	1	32.5
03:00:00	1	42.5	1	42.5
04:00:00	0	N/A	N/A	N/A
05:00:00	0	N/A	N/A	N/A
06:00:00	2	35.0	1	42.5
07:00:00	11	28.0	6	37.5
08:00:00	17	20.9	14	36.8
09:00:00	43	13.7	22	35.7
10:00:00	94	7.6	50	34.9
11:00:00	166	4.2	96	35.9
12:00:00	154	4.3	106	35.3
13:00:00	114	6.3	80	36.7
14:00:00	57	10.8	39	36.9
15:00:00	59	11.1	33	37.2
16:00:00	56	11.3	36	35.7
17:00:00	56	9.8	32	35.0
18:00:00	74	9.8	48	36.5
19:00:00	46	10.8	34	34.7
20:00:00	35	12.0	26	36.0
21:00:00	22	26.7	17	37.8
22:00:00	18	17.8	8	36.3
23:00:00	12	24.8	8	36.9
00:00:00	5	28.0	4	36.3
01:00:00	4	13.8	0	0.0
02:00:00	0	N/A	N/A	N/A
03:00:00	1	37.5	1	37.5
04:00:00	0	N/A	N/A	N/A
05:00:00	1	32.5	1	32.5
06:00:00	5	23.0	3	34.2
07:00:00	12	27.5	7	38.2
08:00:00	36	13.8	22	36.6
09:00:00	68	11.0	36	37.1
10:00:00	167	4.6	102	36.0
11:00:00	219	3.4	127	35.3
12:00:00	254	2.8	158	34.3
13:00:00	221	3.5	150	35.1
14:00:00	200	3.3	133	34.4
15:00:00	169	3.9	103	35.5
16:00:00	162	4.5	104	35.3
17:00:00	119	6.1	67	35.9
18:00:00	96	7.6	63	35.5
19:00:00	81	7.2	45	34.9
20:00:00	40	15.4	26	36.7
21:00:00	26	16.7	23	36.0
22:00:00	26	20.9	17	37.5
23:00:00	11	29.8	8	38.8
00:00:00	7	30.0	6	36.7
01:00:00	4	36.3	3	39.2

Summary of Violators  
A170 outward 2023

from Wed-Nov-02-2022-12-00-AM to Sat-Feb-18-2023-11-59-PM

02:00:00	2	35.0	1	42.5
03:00:00	3	35.8	2	40.0
04:00:00	3	35.8	2	40.0
05:00:00	6	22.1	3	32.5
06:00:00	17	24.4	14	37.1
07:00:00	23	15.8	12	38.3
08:00:00	35	13.9	23	35.1
09:00:00	80	8.8	50	36.4
10:00:00	150	4.5	88	34.7
11:00:00	234	3.4	134	35.2
12:00:00	277	3.3	147	34.9
13:00:00	266	2.8	154	34.8
14:00:00	258	2.6	159	34.3
15:00:00	255	2.9	153	34.9
16:00:00	242	2.6	136	34.0
17:00:00	134	5.0	76	34.7
18:00:00	106	5.9	63	35.4
19:00:00	96	6.4	59	35.4
20:00:00	58	11.0	36	36.3
21:00:00	27	17.7	15	34.8
22:00:00	37	13.4	31	35.1
23:00:00	21	19.3	16	35.6
00:00:00	12	30.4	8	40.0
01:00:00	13	26.2	10	38.5
02:00:00	3	47.5	3	47.5
03:00:00	3	35.8	2	40.0
04:00:00	4	35.0	3	37.5
05:00:00	6	22.5	6	34.2
06:00:00	10	28.0	8	36.3
07:00:00	37	12.9	25	34.9
08:00:00	72	8.1	48	34.7
09:00:00	116	6.2	75	35.2
10:00:00	210	3.0	101	34.1
11:00:00	235	3.0	111	34.2
12:00:00	226	3.2	140	35.0
13:00:00	243	2.9	128	34.5
14:00:00	266	2.8	141	34.5
15:00:00	253	2.5	131	34.3
16:00:00	225	2.9	129	34.6
17:00:00	219	3.4	113	34.5
18:00:00	110	5.6	71	34.8
19:00:00	100	7.4	64	35.5
20:00:00	49	12.0	29	36.1
21:00:00	36	15.1	26	37.7
22:00:00	31	14.5	20	35.8
23:00:00	13	21.9	12	35.8
00:00:00	9	28.1	8	37.5
01:00:00	7	22.1	7	38.2
02:00:00	8	35.9	8	40.0

Summary of Violators  
A170 outward 2023

from Wed-Nov-02-2022-12-00-AM to Sat-Feb-18-2023-11-59-PM

03:00:00	4	37.5	3	40.8
04:00:00	2	32.5	2	32.5
05:00:00	6	27.1	3	39.2
06:00:00	6	35.0	5	36.5
07:00:00	38	12.6	25	35.9
08:00:00	78	8.5	45	36.4
09:00:00	143	4.6	92	34.8
10:00:00	236	3.3	118	34.7
11:00:00	306	2.9	169	34.4
12:00:00	346	2.1	187	34.9
13:00:00	282	2.6	174	34.5
14:00:00	331	2.0	187	34.7
15:00:00	322	2.3	178	34.8
16:00:00	271	2.4	149	34.1
17:00:00	223	3.5	122	34.9
18:00:00	150	4.2	93	35.1
19:00:00	75	9.1	49	36.4
20:00:00	48	13.6	31	36.7
21:00:00	36	14.7	18	35.8
22:00:00	49	13.1	28	35.9
23:00:00	25	17.8	15	35.8
00:00:00	7	32.9	5	40.5
01:00:00	6	27.9	4	37.5
02:00:00	0	N/A	N/A	N/A
03:00:00	4	29.4	4	38.8
04:00:00	3	35.8	2	40.0
05:00:00	8	22.8	7	38.2
06:00:00	14	32.5	12	40.4
07:00:00	50	11.6	38	36.6
08:00:00	79	8.9	41	36.5
09:00:00	115	6.2	70	35.1
10:00:00	191	3.6	94	34.8
11:00:00	271	2.6	129	34.4
12:00:00	268	2.4	161	34.4
13:00:00	289	2.6	143	34.4
14:00:00	345	2.3	178	34.4
15:00:00	312	2.3	166	34.5
16:00:00	297	2.2	163	34.5
17:00:00	247	2.8	142	34.3
18:00:00	154	4.6	94	35.3
19:00:00	96	6.9	60	36.1
20:00:00	68	8.0	43	35.1
21:00:00	32	17.0	26	37.5
22:00:00	26	16.1	20	34.3
23:00:00	20	23.6	14	38.6
00:00:00	10	27.8	9	41.4
01:00:00	5	37.5	4	40.0
02:00:00	2	40.0	2	40.0
03:00:00	2	30.0	1	32.5

Summary of Violators  
A170 outward 2023

from Wed-Nov-02-2022-12-00-AM to Sat-Feb-18-2023-11-59-PM

04:00:00	2	37.5	2	37.5
05:00:00	5	32.0	5	40.5
06:00:00	15	22.3	9	36.9
07:00:00	19	25.0	13	37.1
08:00:00	39	11.8	25	34.7
09:00:00	97	6.5	65	35.1
10:00:00	180	3.5	80	34.4
11:00:00	237	2.7	128	34.4
12:00:00	255	3.0	143	35.2
13:00:00	227	3.5	122	35.0
14:00:00	298	2.4	174	34.9
15:00:00	257	2.6	130	34.2
16:00:00	262	2.4	133	33.8
17:00:00	152	4.1	73	34.7
18:00:00	113	5.4	64	35.6
19:00:00	75	8.3	45	34.9
20:00:00	52	8.4	31	33.6
21:00:00	33	14.2	22	35.5
22:00:00	39	15.1	19	36.4
23:00:00	22	19.2	13	35.2
00:00:00	14	21.4	8	33.8
01:00:00	23	18.7	13	36.7
02:00:00	10	22.3	7	35.4
03:00:00	6	42.5	6	42.5
04:00:00	2	20.0	0	0.0
05:00:00	2	37.5	2	37.5
06:00:00	4	37.5	4	37.5
07:00:00	10	18.5	6	34.2
08:00:00	16	18.3	9	34.7
09:00:00	50	11.4	28	35.2
10:00:00	124	5.4	76	35.6
11:00:00	186	3.5	124	34.9
12:00:00	246	2.9	139	34.5
13:00:00	226	2.7	146	34.6
14:00:00	207	3.1	120	34.5
15:00:00	222	3.0	124	34.9
16:00:00	165	3.8	102	34.9
17:00:00	152	3.9	83	34.5
18:00:00	80	8.4	53	35.4
19:00:00	41	14.3	23	37.7
20:00:00	46	12.4	30	35.2
21:00:00	25	20.2	16	38.4
22:00:00	9	33.9	8	40.0
23:00:00	6	23.8	2	32.5
00:00:00	9	34.7	5	41.5
01:00:00	2	40.0	2	40.0
02:00:00	4	37.5	2	50.0
03:00:00	0	N/A	N/A	N/A
04:00:00	2	37.5	2	37.5

Summary of Violators  
A170 outward 2023

from Wed-Nov-02-2022-12-00-AM to Sat-Feb-18-2023-11-59-PM

05:00:00	3	35.8	3	35.8
06:00:00	4	30.0	2	35.0
07:00:00	17	18.4	12	35.4
08:00:00	51	12.0	31	36.2
09:00:00	91	7.0	53	34.6
10:00:00	187	4.3	118	36.5
11:00:00	278	2.6	184	35.0
12:00:00	319	2.5	191	34.6
13:00:00	307	2.6	195	35.3
14:00:00	233	3.1	147	34.7
15:00:00	264	2.7	172	34.3
16:00:00	217	3.4	136	34.7
17:00:00	161	4.6	86	35.2
18:00:00	133	5.4	69	36.0
19:00:00	59	8.3	41	35.2
20:00:00	49	11.5	38	36.8
21:00:00	32	18.4	22	38.4
22:00:00	18	20.8	11	38.0
23:00:00	12	28.8	9	36.4
00:00:00	2	35.0	2	35.0
01:00:00	2	8.8	0	0.0
02:00:00	1	47.5	1	47.5
03:00:00	2	35.0	1	42.5
04:00:00	1	42.5	1	42.5
05:00:00	4	25.6	4	35.0
06:00:00	20	25.3	16	38.4
07:00:00	85	6.9	57	35.0
08:00:00	168	4.6	99	35.2
09:00:00	191	3.6	102	34.6
10:00:00	209	2.9	112	34.4
11:00:00	203	3.1	103	34.6
12:00:00	182	3.3	90	34.4
13:00:00	191	3.7	99	34.4
14:00:00	187	3.1	91	34.6
15:00:00	218	3.2	121	34.6
16:00:00	255	2.9	106	34.0
17:00:00	201	2.5	106	34.4
18:00:00	146	3.6	89	34.5
19:00:00	97	5.7	58	35.5
20:00:00	55	9.7	33	35.7
21:00:00	31	18.4	21	37.7
22:00:00	17	21.3	12	36.7
23:00:00	19	21.3	14	37.9
00:00:00	3	37.5	3	37.5
01:00:00	3	34.2	2	37.5
02:00:00	2	35.0	1	42.5
03:00:00	3	39.2	2	45.0
04:00:00	2	30.0	1	32.5
05:00:00	11	25.9	9	36.9

Summary of Violators  
A170 outward 2023

from Wed-Nov-02-2022-12-00-AM to Sat-Feb-18-2023-11-59-PM

06:00:00	22	16.5	13	34.8
07:00:00	94	7.2	75	36.0
08:00:00	199	2.8	97	33.5
09:00:00	252	2.6	144	34.3
10:00:00	221	3.0	126	35.0
11:00:00	205	3.6	126	34.7
12:00:00	239	2.5	128	34.1
13:00:00	211	3.7	118	34.9
14:00:00	211	3.2	133	34.5
15:00:00	304	2.0	146	33.8
16:00:00	271	2.5	133	34.2
17:00:00	297	2.2	152	34.4
18:00:00	189	3.1	121	34.2
19:00:00	96	7.5	63	36.1
20:00:00	54	12.3	39	35.8
21:00:00	40	13.9	20	38.5
22:00:00	24	21.4	18	36.9
23:00:00	18	22.9	17	37.5
00:00:00	8	32.8	7	38.9
01:00:00	2	30.0	1	32.5
02:00:00	0	N/A	N/A	N/A
03:00:00	1	32.5	1	32.5
04:00:00	2	42.5	2	42.5
05:00:00	5	40.5	5	40.5
06:00:00	24	18.6	12	37.1
07:00:00	107	7.0	72	35.3
08:00:00	211	2.9	98	33.9
09:00:00	273	3.3	147	35.5
10:00:00	222	3.5	139	35.3
11:00:00	218	3.2	109	34.4
12:00:00	243	2.6	111	34.2
13:00:00	228	3.0	116	34.4
14:00:00	255	2.4	127	34.3
15:00:00	327	2.0	141	34.3
16:00:00	255	2.8	131	34.5
17:00:00	280	2.4	150	34.0
18:00:00	196	3.8	107	34.9
19:00:00	98	6.2	62	35.5
20:00:00	62	10.6	42	35.2
21:00:00	41	14.2	26	36.7
22:00:00	25	19.5	13	38.3
23:00:00	10	15.3	7	32.5
00:00:00	4	35.0	3	37.5
01:00:00	1	27.5	0	0.0
02:00:00	1	27.5	0	0.0
03:00:00	1	32.5	1	32.5
04:00:00	2	35.0	1	47.5
05:00:00	9	28.6	9	36.9
06:00:00	20	22.6	13	37.1



Summary of Violators  
A170 outward 2023

from Wed-Nov-02-2022-12-00-AM to Sat-Feb-18-2023-11-59-PM

07:00:00	86	7.7	58	36.8
08:00:00	178	3.7	94	34.5
09:00:00	252	2.5	133	34.5
10:00:00	240	3.0	121	34.9
11:00:00	262	3.0	139	34.6
12:00:00	267	2.6	133	34.0
13:00:00	283	2.2	139	34.2
14:00:00	272	2.6	140	34.1
15:00:00	338	2.3	163	34.3
16:00:00	348	2.0	191	34.5
17:00:00	312	2.4	148	34.3
18:00:00	172	4.0	116	34.9
19:00:00	116	5.8	69	35.0
20:00:00	72	9.7	38	35.9
21:00:00	36	15.1	27	36.4
22:00:00	25	23.7	15	38.2
23:00:00	22	18.0	13	36.3
00:00:00	4	38.8	4	38.8
01:00:00	6	35.0	4	40.0
02:00:00	1	32.5	1	32.5
03:00:00	2	30.0	1	32.5
04:00:00	2	42.5	2	42.5
05:00:00	4	33.8	3	35.8
06:00:00	13	32.1	13	37.9
07:00:00	38	14.1	20	37.5
08:00:00	70	9.6	49	36.4
09:00:00	100	7.0	56	35.4
10:00:00	147	3.9	73	34.3
11:00:00	179	3.7	95	35.2
12:00:00	213	3.5	135	35.3
13:00:00	220	3.6	134	35.2
14:00:00	224	3.2	129	34.7
15:00:00	217	3.0	130	34.5
16:00:00	243	3.0	124	34.4
17:00:00	172	4.9	100	35.1
18:00:00	132	5.4	83	35.0
19:00:00	77	7.9	40	34.8
20:00:00	60	10.5	32	36.6
21:00:00	33	18.3	20	38.3
22:00:00	27	14.7	12	35.4
23:00:00	25	16.6	19	35.4
00:00:00	11	33.6	10	37.5
01:00:00	8	37.5	7	39.6
02:00:00	4	35.0	3	37.5
03:00:00	1	32.5	1	32.5
04:00:00	2	27.5	1	37.5
05:00:00	1	32.5	1	32.5
06:00:00	4	37.5	4	37.5
07:00:00	14	23.9	10	36.5

Summary of Violators  
A170 outward 2023

from Wed-Nov-02-2022-12-00-AM to Sat-Feb-18-2023-11-59-PM

08:00:00	36	14.0	20	35.3
09:00:00	78	8.0	43	35.6
10:00:00	153	3.8	81	34.9
11:00:00	167	4.7	116	34.8
12:00:00	233	3.0	139	34.4
13:00:00	236	3.6	133	35.4
14:00:00	224	3.3	139	34.7
15:00:00	218	3.1	110	34.7
16:00:00	173	4.5	95	35.1
17:00:00	155	4.8	88	34.6
18:00:00	99	6.9	63	35.5
19:00:00	61	11.8	40	36.1
20:00:00	48	11.7	36	35.4
21:00:00	29	19.7	24	38.1
22:00:00	15	18.0	12	35.0
23:00:00	7	25.4	4	37.5
00:00:00	3	30.8	1	37.5
01:00:00	1	37.5	1	37.5
02:00:00	3	34.2	2	40.0
03:00:00	4	38.8	4	38.8
04:00:00	3	35.8	3	35.8
05:00:00	4	24.4	3	37.5
06:00:00	36	16.3	31	37.0
07:00:00	99	6.6	70	35.6
08:00:00	219	2.6	112	34.0
09:00:00	262	2.6	147	34.7
10:00:00	220	2.9	110	34.8
11:00:00	189	3.4	119	34.7
12:00:00	253	2.8	150	34.2
13:00:00	217	3.3	126	34.8
14:00:00	225	2.4	83	34.1
15:00:00	254	2.8	112	34.6
16:00:00	273	2.7	155	34.5
17:00:00	301	2.2	151	34.4
18:00:00	186	4.0	116	35.2
19:00:00	82	7.6	58	34.9
20:00:00	63	9.5	38	36.2
21:00:00	49	9.8	30	35.0
22:00:00	38	15.1	21	36.1
23:00:00	13	24.0	10	36.5
00:00:00	3	35.8	3	35.8
01:00:00	2	40.0	2	40.0
02:00:00	1	32.5	1	32.5
03:00:00	1	32.5	1	32.5
04:00:00	2	37.5	2	37.5
05:00:00	5	31.0	5	38.5
06:00:00	30	16.2	21	36.5
07:00:00	86	7.0	59	35.5
08:00:00	207	2.9	96	34.0

Summary of Violators  
A170 outward 2023

from Wed-Nov-02-2022-12-00-AM to Sat-Feb-18-2023-11-59-PM

09:00:00	244	2.8	115	34.5
10:00:00	213	2.9	113	33.9
11:00:00	164	3.3	99	34.8
12:00:00	162	3.9	106	35.7
13:00:00	175	4.0	95	34.9
14:00:00	189	3.6	99	34.6
15:00:00	273	2.2	114	34.1
16:00:00	218	3.4	117	34.3
17:00:00	293	2.3	138	34.0
18:00:00	209	3.8	111	34.8
19:00:00	106	7.6	65	36.0
20:00:00	68	8.9	36	36.1
21:00:00	41	14.6	26	36.7
22:00:00	29	19.1	15	38.2
23:00:00	17	16.3	6	34.2
00:00:00	2	32.5	1	37.5
01:00:00	5	34.5	3	40.8
02:00:00	1	42.5	1	42.5
03:00:00	3	23.3	3	35.8
04:00:00	5	20.5	3	35.8
05:00:00	9	33.1	9	41.4
06:00:00	34	17.4	18	38.1
07:00:00	97	6.0	71	35.7
08:00:00	250	3.0	126	34.5
09:00:00	259	2.9	137	34.6
10:00:00	199	3.9	116	35.3
11:00:00	180	3.9	108	35.2
12:00:00	226	3.7	124	35.4
13:00:00	200	4.0	122	34.8
14:00:00	215	3.4	116	34.9
15:00:00	279	2.5	128	34.5
16:00:00	287	2.5	148	34.4
17:00:00	306	2.8	147	34.4
18:00:00	211	3.6	105	35.1
19:00:00	119	5.1	72	34.8
20:00:00	67	10.7	51	36.1
21:00:00	54	11.8	31	36.4
22:00:00	53	9.2	24	35.0
23:00:00	19	20.1	10	38.0
00:00:00	3	34.2	3	34.2
01:00:00	4	36.3	3	39.2
02:00:00	0	N/A	N/A	N/A
03:00:00	2	37.5	2	37.5
04:00:00	2	30.0	1	32.5
05:00:00	3	40.8	3	40.8
06:00:00	37	17.1	28	37.5
07:00:00	95	6.6	71	34.6
08:00:00	234	2.7	109	34.2
09:00:00	252	2.6	116	34.3

Summary of Violators  
A170 outward 2023

from Wed-Nov-02-2022-12-00-AM to Sat-Feb-18-2023-11-59-PM

10:00:00	198	3.3	102	34.3
11:00:00	212	3.1	124	34.6
12:00:00	266	2.5	146	34.3
13:00:00	222	3.5	129	34.6
14:00:00	216	3.8	104	35.3
15:00:00	294	2.3	145	34.4
16:00:00	295	2.4	141	34.1
17:00:00	336	2.1	155	34.5
18:00:00	209	3.3	124	35.2
19:00:00	124	5.7	77	34.8
20:00:00	71	8.2	48	35.5
21:00:00	59	9.2	42	35.1
22:00:00	42	12.8	25	37.5
23:00:00	19	17.0	12	37.5
00:00:00	7	32.1	7	37.5
01:00:00	4	30.0	2	35.0
02:00:00	2	40.0	2	40.0
03:00:00	4	32.5	2	40.0
04:00:00	4	32.5	2	37.5
05:00:00	5	28.0	5	35.5
06:00:00	26	24.3	21	37.5
07:00:00	88	8.2	62	36.0
08:00:00	219	2.9	105	34.5
09:00:00	261	3.4	142	34.9
10:00:00	237	3.0	137	34.7
11:00:00	221	3.2	129	34.4
12:00:00	268	2.8	152	35.0
13:00:00	268	3.0	152	35.0
14:00:00	252	2.9	147	34.5
15:00:00	336	2.2	168	33.8
16:00:00	323	2.3	149	34.4
17:00:00	318	2.2	164	34.2
18:00:00	212	3.6	120	35.3
19:00:00	110	6.7	65	35.5
20:00:00	71	10.1	47	36.5
21:00:00	38	16.6	25	37.5
22:00:00	33	16.6	24	37.3
23:00:00	29	18.4	16	37.2
00:00:00	13	22.9	9	34.7
01:00:00	1	47.5	1	47.5
02:00:00	1	27.5	0	0.0
03:00:00	5	36.5	3	42.5
04:00:00	3	20.0	1	32.5
05:00:00	3	34.2	3	34.2
06:00:00	14	22.3	9	38.6
07:00:00	32	16.3	24	36.9
08:00:00	95	6.2	65	34.6
09:00:00	136	5.3	88	36.0
10:00:00	166	3.9	89	35.4

Summary of Violators  
A170 outward 2023

from Wed-Nov-02-2022-12-00-AM to Sat-Feb-18-2023-11-59-PM

11:00:00	222	3.6	134	35.4
12:00:00	228	2.9	128	34.5
13:00:00	264	3.3	161	35.0
14:00:00	251	2.8	157	34.8
15:00:00	292	2.5	163	34.8
16:00:00	244	3.0	126	34.6
17:00:00	191	3.0	98	33.9
18:00:00	143	4.1	87	34.6
19:00:00	87	8.6	57	35.6
20:00:00	81	10.2	47	36.0
21:00:00	37	16.2	22	35.7
22:00:00	41	10.2	30	34.3
23:00:00	17	26.3	10	39.0
00:00:00	13	22.1	10	34.0
01:00:00	2	16.3	2	32.5
02:00:00	2	40.0	2	40.0
03:00:00	1	27.5	0	0.0
04:00:00	3	40.8	3	40.8
05:00:00	2	45.0	2	45.0
06:00:00	7	29.3	5	35.5
07:00:00	13	24.4	6	41.7
08:00:00	34	14.6	22	36.4
09:00:00	86	7.2	54	35.2
10:00:00	160	4.4	90	35.9
11:00:00	186	3.4	130	34.9
12:00:00	229	3.7	146	35.3
13:00:00	242	3.2	162	35.1
14:00:00	233	3.0	140	34.6
15:00:00	219	3.3	140	34.4
16:00:00	219	3.2	147	34.5
17:00:00	162	3.9	85	35.2
18:00:00	112	5.9	62	35.2
19:00:00	71	8.8	36	35.0
20:00:00	52	11.9	33	35.7
21:00:00	36	15.6	24	36.7
22:00:00	25	21.1	16	37.2
23:00:00	5	34.5	4	36.3
00:00:00	4	35.0	3	37.5
01:00:00	2	40.0	2	40.0
02:00:00	3	42.5	3	42.5
03:00:00	1	32.5	1	32.5
04:00:00	5	32.5	3	39.2
05:00:00	4	33.8	4	33.8
06:00:00	33	13.9	21	35.8
07:00:00	98	6.8	60	35.3
08:00:00	205	3.4	105	34.4
09:00:00	253	3.0	123	35.3
10:00:00	228	3.2	107	34.8
11:00:00	231	2.8	122	33.9

Summary of Violators  
A170 outward 2023

from Wed-Nov-02-2022-12-00-AM to Sat-Feb-18-2023-11-59-PM

12:00:00	0	N/A	N/A	N/A
13:00:00	143	3.6	86	34.4
14:00:00	227	3.0	108	34.6
15:00:00	229	3.2	116	34.8
16:00:00	256	2.7	121	34.7
17:00:00	317	1.9	150	34.1
18:00:00	184	3.8	90	34.7
19:00:00	105	6.9	60	35.1
20:00:00	62	8.0	40	34.3
21:00:00	57	8.3	23	36.6
22:00:00	27	16.3	13	35.2
23:00:00	12	32.7	9	38.1
00:00:00	5	35.5	4	37.5
01:00:00	1	27.5	0	0.0
02:00:00	0	N/A	N/A	N/A
03:00:00	0	N/A	N/A	N/A
04:00:00	3	27.5	1	32.5
05:00:00	6	28.8	5	35.5
06:00:00	19	21.6	14	35.0
07:00:00	85	7.9	53	36.8
08:00:00	221	3.5	117	34.9
09:00:00	250	3.0	153	35.0
10:00:00	184	3.8	121	35.3
11:00:00	226	3.0	129	34.4
12:00:00	199	3.4	113	34.3
13:00:00	170	4.0	100	34.6
14:00:00	245	3.1	128	34.3
15:00:00	279	2.6	139	34.5
16:00:00	305	2.5	146	34.6
17:00:00	340	2.0	168	34.4
18:00:00	222	3.1	118	34.7
19:00:00	110	6.8	65	36.0
20:00:00	76	8.6	53	35.9
21:00:00	30	15.3	18	35.8
22:00:00	31	19.8	23	38.8
23:00:00	7	33.2	5	35.5
00:00:00	7	24.6	5	35.5
01:00:00	2	35.0	2	35.0
02:00:00	1	37.5	1	37.5
03:00:00	3	23.3	3	35.8
04:00:00	4	33.8	3	35.8
05:00:00	4	32.5	3	34.2
06:00:00	33	15.3	23	37.1
07:00:00	112	7.3	70	36.5
08:00:00	226	2.8	115	34.3
09:00:00	261	3.0	121	35.4
10:00:00	196	4.2	106	35.2
11:00:00	195	3.9	139	34.7
12:00:00	210	3.4	126	35.5

Summary of Violators  
A170 outward 2023

from Wed-Nov-02-2022-12-00-AM to Sat-Feb-18-2023-11-59-PM

13:00:00	205	3.1	129	34.5
14:00:00	234	3.0	116	34.7
15:00:00	280	2.7	156	34.2
16:00:00	283	2.6	133	34.9
17:00:00	291	2.5	154	34.3
18:00:00	222	3.7	111	34.6
19:00:00	106	5.3	61	34.5
20:00:00	68	9.4	38	35.7
21:00:00	45	12.8	29	37.3
22:00:00	40	13.5	19	38.0
23:00:00	16	24.4	11	35.2
00:00:00	7	26.1	5	37.5
01:00:00	5	38.5	5	38.5
02:00:00	1	27.5	0	0.0
03:00:00	2	35.0	1	42.5
04:00:00	2	45.0	2	45.0
05:00:00	4	33.8	2	40.0
06:00:00	25	18.3	18	36.4
07:00:00	99	7.5	61	36.5
08:00:00	226	3.5	135	34.3
09:00:00	229	3.1	134	35.0
10:00:00	193	3.0	121	34.5
11:00:00	206	3.4	132	34.8
12:00:00	250	2.8	147	34.5
13:00:00	248	3.5	152	35.2
14:00:00	258	2.8	128	34.3
15:00:00	308	2.5	151	34.2
16:00:00	281	2.2	141	33.8
17:00:00	332	1.9	155	34.0
18:00:00	215	3.1	113	35.0
19:00:00	92	6.7	51	34.9
20:00:00	70	7.5	42	33.9
21:00:00	48	11.4	35	35.5
22:00:00	46	11.7	29	36.5
23:00:00	15	22.2	10	39.0
00:00:00	8	27.5	7	38.2
01:00:00	4	23.1	2	42.5
02:00:00	0	N/A	N/A	N/A
03:00:00	1	42.5	1	42.5
04:00:00	3	23.3	1	42.5
05:00:00	5	35.5	4	37.5
06:00:00	25	21.3	19	37.2
07:00:00	83	6.8	53	35.0
08:00:00	224	2.8	110	34.4
09:00:00	273	2.2	150	33.9
10:00:00	189	4.3	110	34.9
11:00:00	231	3.3	124	34.8
12:00:00	250	3.1	124	35.2
13:00:00	253	3.0	151	35.2

Summary of Violators  
A170 outward 2023

from Wed-Nov-02-2022-12-00-AM to Sat-Feb-18-2023-11-59-PM

14:00:00	277	2.4	146	34.2
15:00:00	328	2.7	157	34.8
16:00:00	322	2.2	161	34.3
17:00:00	311	2.4	141	34.4
18:00:00	236	3.1	130	34.6
19:00:00	128	5.6	71	35.5
20:00:00	86	8.9	51	35.7
21:00:00	58	11.6	33	36.3
22:00:00	49	12.8	31	37.2
23:00:00	19	21.3	12	35.4
00:00:00	12	27.3	8	40.6
01:00:00	4	36.3	3	39.2
02:00:00	1	27.5	0	0.0
03:00:00	2	30.0	1	32.5
04:00:00	5	34.5	4	36.3
05:00:00	4	33.8	4	33.8
06:00:00	8	26.9	6	40.0
07:00:00	29	15.0	17	34.3
08:00:00	86	7.8	61	36.0
09:00:00	128	5.2	72	35.3
10:00:00	180	3.7	92	34.8
11:00:00	235	2.8	144	35.1
12:00:00	249	3.0	149	34.7
13:00:00	264	2.9	160	34.8
14:00:00	267	2.6	120	34.5
15:00:00	232	3.0	138	34.5
16:00:00	250	3.6	146	35.1
17:00:00	213	2.8	101	34.5
18:00:00	149	4.7	91	35.4
19:00:00	84	7.4	48	35.4
20:00:00	53	9.1	31	34.9
21:00:00	46	15.1	21	37.0
22:00:00	47	10.6	21	34.9
23:00:00	31	16.8	19	35.9
00:00:00	11	26.1	8	34.4
01:00:00	8	29.7	6	37.5
02:00:00	1	42.5	1	42.5
03:00:00	2	30.0	1	32.5
04:00:00	1	42.5	1	42.5
05:00:00	3	35.8	2	40.0
06:00:00	7	34.3	6	42.5
07:00:00	18	18.6	9	36.4
08:00:00	30	17.1	17	36.9
09:00:00	74	9.5	40	35.8
10:00:00	127	4.8	68	34.6
11:00:00	162	4.5	104	35.1
12:00:00	200	3.5	107	35.3
13:00:00	207	3.6	134	34.3
14:00:00	209	3.6	94	34.9



Summary of Violators  
A170 outward 2023

from Wed-Nov-02-2022-12-00-AM to Sat-Feb-18-2023-11-59-PM

15:00:00	202	3.8	107	34.9
16:00:00	181	3.8	101	34.6
17:00:00	123	4.9	74	34.5
18:00:00	89	6.1	62	34.7
19:00:00	68	8.3	45	35.2
20:00:00	61	11.5	35	37.1
21:00:00	28	17.1	17	36.0
22:00:00	18	16.0	8	36.3
23:00:00	8	22.8	7	36.1
00:00:00	8	29.7	5	42.5
01:00:00	0	N/A	N/A	N/A
02:00:00	4	38.8	2	52.5
03:00:00	2	37.5	2	37.5
04:00:00	2	30.0	1	32.5
05:00:00	6	29.2	3	35.8
06:00:00	28	17.9	17	39.3
07:00:00	83	7.6	46	35.8
08:00:00	234	3.2	119	34.7
09:00:00	240	3.1	123	34.6
10:00:00	215	3.7	96	34.4
11:00:00	217	3.5	106	34.4
12:00:00	200	4.0	101	34.9
13:00:00	174	3.7	89	34.1
14:00:00	244	2.9	130	34.0
15:00:00	281	2.2	124	34.3
16:00:00	233	3.1	126	34.7
17:00:00	288	2.6	151	34.4
18:00:00	182	4.5	98	35.7
19:00:00	107	6.4	54	35.3
20:00:00	75	9.9	41	36.4
21:00:00	46	13.6	23	37.3
22:00:00	37	15.1	16	38.1
23:00:00	11	20.2	7	33.9
00:00:00	2	35.0	1	42.5
01:00:00	2	35.0	2	35.0
02:00:00	1	32.5	1	32.5
03:00:00	1	32.5	1	32.5
04:00:00	1	27.5	0	0.0
05:00:00	6	25.0	6	36.7
06:00:00	27	14.8	14	35.7
07:00:00	94	6.4	54	35.8
08:00:00	236	2.3	107	34.1
09:00:00	245	2.9	127	34.7
10:00:00	179	4.3	83	35.3
11:00:00	220	2.9	107	34.1
12:00:00	251	2.6	129	34.1
13:00:00	241	2.8	122	34.2
14:00:00	200	3.4	106	34.7
15:00:00	266	2.3	122	33.9

Summary of Violators  
A170 outward 2023

from Wed-Nov-02-2022-12-00-AM to Sat-Feb-18-2023-11-59-PM

16:00:00	319	2.5	158	34.6
17:00:00	289	2.2	169	34.0
18:00:00	207	3.1	114	34.3
19:00:00	86	6.3	45	34.9
20:00:00	64	8.6	44	35.5
21:00:00	39	12.7	18	35.3
22:00:00	37	13.5	20	34.5
23:00:00	8	19.1	5	36.5
00:00:00	5	25.0	4	33.8
01:00:00	0	N/A	N/A	N/A
02:00:00	0	N/A	N/A	N/A
03:00:00	4	35.0	4	35.0
04:00:00	6	31.3	3	44.2
05:00:00	5	29.0	5	35.5
06:00:00	21	21.5	16	37.5
07:00:00	105	7.1	59	36.2
08:00:00	235	2.9	101	34.1
09:00:00	272	2.9	141	35.2
10:00:00	250	3.3	127	34.2
11:00:00	234	2.8	112	35.0
12:00:00	226	3.1	119	34.1
13:00:00	203	3.2	111	34.1
14:00:00	224	2.9	113	34.2
15:00:00	274	2.6	145	34.4
16:00:00	281	2.4	133	34.3
17:00:00	311	2.2	136	34.0
18:00:00	196	3.6	112	34.6
19:00:00	137	5.6	74	34.2
20:00:00	73	7.5	50	35.0
21:00:00	68	9.3	26	35.6
22:00:00	43	13.3	20	36.0
23:00:00	12	22.5	9	36.4
00:00:00	8	16.9	5	34.5
01:00:00	3	39.2	3	39.2
02:00:00	2	40.0	1	52.5
03:00:00	2	30.0	1	32.5
04:00:00	2	35.0	1	42.5
05:00:00	7	26.1	6	38.3
06:00:00	34	16.0	17	38.1
07:00:00	100	6.2	66	35.3
08:00:00	215	2.9	98	33.9
09:00:00	255	2.4	138	33.8
10:00:00	219	3.2	108	34.4
11:00:00	214	3.3	120	34.8
12:00:00	223	3.4	106	34.7
13:00:00	243	2.7	118	33.9
14:00:00	257	2.5	123	33.9
15:00:00	300	2.4	124	34.4
16:00:00	276	2.8	136	34.7

Summary of Violators  
A170 outward 2023

from Wed-Nov-02-2022-12-00-AM to Sat-Feb-18-2023-11-59-PM

17:00:00	314	2.0	142	33.8
18:00:00	220	3.4	130	35.0
19:00:00	117	5.4	71	35.2
20:00:00	69	11.1	45	36.1
21:00:00	62	9.9	37	36.1
22:00:00	35	17.4	26	36.5
23:00:00	21	23.0	13	36.3
00:00:00	8	15.6	6	35.0
01:00:00	2	30.0	1	32.5
02:00:00	2	37.5	2	37.5
03:00:00	3	39.2	3	39.2
04:00:00	3	32.5	2	35.0
05:00:00	4	38.8	4	38.8
06:00:00	21	23.5	19	38.6
07:00:00	94	7.5	55	36.8
08:00:00	202	3.1	92	33.9
09:00:00	270	2.6	144	35.2
10:00:00	257	3.0	128	34.9
11:00:00	260	2.6	140	34.6
12:00:00	281	2.6	155	34.8
13:00:00	274	2.1	149	34.1
14:00:00	317	2.1	143	34.1
15:00:00	322	2.3	156	34.4
16:00:00	321	2.1	164	34.8
17:00:00	345	2.1	167	34.3
18:00:00	228	3.6	122	35.4
19:00:00	128	6.3	67	36.1
20:00:00	88	7.2	54	35.4
21:00:00	55	9.0	39	34.8
22:00:00	41	12.1	22	35.7
23:00:00	23	20.5	18	36.7
00:00:00	13	23.7	8	37.5
01:00:00	4	43.8	4	43.8
02:00:00	1	42.5	1	42.5
03:00:00	3	42.5	3	42.5
04:00:00	4	32.5	3	34.2
05:00:00	7	37.5	5	41.5
06:00:00	18	23.1	12	37.9
07:00:00	32	15.5	22	36.8
08:00:00	101	6.8	61	35.7
09:00:00	138	5.9	85	35.6
10:00:00	256	3.3	136	35.1
11:00:00	208	3.5	113	34.9
12:00:00	252	3.3	141	35.1
13:00:00	243	3.5	146	35.4
14:00:00	261	3.1	129	35.2
15:00:00	261	2.8	147	34.5
16:00:00	265	2.8	150	34.6
17:00:00	206	3.7	119	35.0

Summary of Violators  
A170 outward 2023

from Wed-Nov-02-2022-12-00-AM to Sat-Feb-18-2023-11-59-PM

18:00:00	139	5.1	72	35.3
19:00:00	112	5.6	67	35.1
20:00:00	57	13.2	34	36.9
21:00:00	46	13.0	27	36.4
22:00:00	56	10.5	34	34.9
23:00:00	36	14.0	29	35.8
00:00:00	15	17.3	9	35.8
01:00:00	4	24.4	3	35.8
02:00:00	3	42.5	3	42.5
03:00:00	1	37.5	1	37.5
04:00:00	4	35.0	4	35.0
05:00:00	2	35.0	2	35.0
06:00:00	9	25.8	6	35.0
07:00:00	21	23.3	16	37.8
08:00:00	47	13.5	27	36.0
09:00:00	91	7.1	53	35.4
10:00:00	197	3.2	123	34.9
11:00:00	200	4.1	124	35.3
12:00:00	249	3.1	140	34.8
13:00:00	286	2.9	168	35.1
14:00:00	234	3.4	129	34.6
15:00:00	223	3.4	127	34.5
16:00:00	244	3.1	145	34.8
17:00:00	171	3.8	97	34.5
18:00:00	98	6.3	66	35.5
19:00:00	78	7.6	46	35.7
20:00:00	48	12.8	32	36.9
21:00:00	27	20.6	16	36.9
22:00:00	26	18.9	15	35.2
23:00:00	9	21.1	4	36.3
00:00:00	2	37.5	2	37.5
01:00:00	5	31.5	3	37.5
02:00:00	2	35.0	2	35.0
03:00:00	1	37.5	1	37.5
04:00:00	6	32.5	4	36.3
05:00:00	6	36.7	5	38.5
06:00:00	35	17.3	26	37.1
07:00:00	90	7.2	56	35.8
08:00:00	254	3.2	126	34.9
09:00:00	260	2.8	145	34.8
10:00:00	214	2.9	115	34.7
11:00:00	246	2.9	141	34.7
12:00:00	253	2.3	151	34.4
13:00:00	190	4.3	127	34.9
14:00:00	240	3.3	140	34.5
15:00:00	255	2.7	124	35.0
16:00:00	273	2.6	143	34.3
17:00:00	320	2.4	152	34.2
18:00:00	185	3.6	87	34.5

Summary of Violators  
A170 outward 2023

from Wed-Nov-02-2022-12-00-AM to Sat-Feb-18-2023-11-59-PM

19:00:00	112	6.0	67	34.7
20:00:00	92	7.8	54	35.7
21:00:00	52	13.2	36	36.4
22:00:00	39	16.2	22	38.0
23:00:00	16	18.6	10	36.0
00:00:00	3	34.2	2	37.5
01:00:00	2	32.5	2	32.5
02:00:00	0	N/A	N/A	N/A
03:00:00	3	21.7	2	37.5
04:00:00	1	32.5	1	32.5
05:00:00	11	17.7	9	36.4
06:00:00	33	17.1	25	36.9
07:00:00	104	6.9	71	35.6
08:00:00	250	3.3	122	34.9
09:00:00	258	2.6	130	34.2
10:00:00	221	3.1	145	34.9
11:00:00	235	3.0	120	34.6
12:00:00	249	3.1	141	35.2
13:00:00	201	3.4	129	34.7
14:00:00	236	3.5	125	35.1
15:00:00	292	2.3	133	34.4
16:00:00	287	2.9	161	34.4
17:00:00	300	2.3	148	34.6
18:00:00	228	3.2	122	34.6
19:00:00	123	5.7	65	35.1
20:00:00	80	8.3	54	36.3
21:00:00	52	12.0	30	36.3
22:00:00	21	18.1	11	35.7
23:00:00	17	23.5	9	38.6
00:00:00	3	34.2	2	37.5
01:00:00	2	32.5	1	37.5
02:00:00	3	40.8	3	40.8
03:00:00	5	32.5	3	35.8
04:00:00	2	30.0	1	32.5
05:00:00	6	31.3	6	36.7
06:00:00	29	17.1	18	37.2
07:00:00	109	7.0	72	35.6
08:00:00	261	2.7	134	34.2
09:00:00	253	2.9	140	34.4
10:00:00	240	2.8	131	34.5
11:00:00	212	3.7	112	35.1
12:00:00	275	2.9	182	34.7
13:00:00	250	3.7	159	35.1
14:00:00	231	3.2	110	35.1
15:00:00	322	2.2	159	33.9
16:00:00	268	3.1	153	35.0
17:00:00	298	2.4	145	34.7
18:00:00	214	3.6	107	34.9
19:00:00	121	5.9	66	35.5

Summary of Violators  
A170 outward 2023

from Wed-Nov-02-2022-12-00-AM to Sat-Feb-18-2023-11-59-PM

20:00:00	73	9.6	45	35.4
21:00:00	59	11.6	32	36.4
22:00:00	48	14.6	28	35.7
23:00:00	23	24.1	17	37.5
00:00:00	8	20.3	6	33.3
01:00:00	5	27.0	4	36.3
02:00:00	3	32.5	2	35.0
03:00:00	1	37.5	1	37.5
04:00:00	2	32.5	2	32.5
05:00:00	5	29.0	5	35.5
06:00:00	29	17.2	22	36.8
07:00:00	97	7.8	64	36.2
08:00:00	224	2.9	116	34.4
09:00:00	270	3.1	144	35.2
10:00:00	233	2.9	113	34.8
11:00:00	234	3.1	134	35.1
12:00:00	246	2.7	127	34.5
13:00:00	253	2.7	131	34.7
14:00:00	231	3.2	131	34.4
15:00:00	303	2.3	136	34.4
16:00:00	315	2.3	153	34.6
17:00:00	334	2.1	155	34.0
18:00:00	195	3.9	118	34.7
19:00:00	111	6.1	62	36.1
20:00:00	82	7.7	53	34.9
21:00:00	69	9.3	48	35.9
22:00:00	39	13.3	23	36.0
23:00:00	15	24.7	12	38.3
00:00:00	6	26.3	4	33.8
01:00:00	4	29.4	4	38.8
02:00:00	1	37.5	1	37.5
03:00:00	2	25.0	0	0.0
04:00:00	4	18.1	0	0.0
05:00:00	8	30.3	5	37.5
06:00:00	30	22.8	18	40.6
07:00:00	92	7.3	60	36.3
08:00:00	201	3.7	107	34.5
09:00:00	262	2.8	144	34.4
10:00:00	230	3.1	109	34.9
11:00:00	246	3.0	139	34.7
12:00:00	271	2.4	145	34.4
13:00:00	289	2.6	168	34.6
14:00:00	297	2.5	158	34.7
15:00:00	319	2.3	175	34.3
16:00:00	378	1.9	193	34.4
17:00:00	333	2.3	157	34.6
18:00:00	212	3.1	115	34.4
19:00:00	132	5.1	72	35.2
20:00:00	76	6.6	49	34.8

Summary of Violators  
A170 outward 2023

from Wed-Nov-02-2022-12-00-AM to Sat-Feb-18-2023-11-59-PM

21:00:00	52	11.3	30	35.5
22:00:00	49	9.5	28	35.5
23:00:00	36	12.6	23	35.5
00:00:00	17	14.7	10	35.5
01:00:00	6	35.8	5	37.5
02:00:00	3	32.5	2	35.0
03:00:00	2	30.0	1	32.5
04:00:00	4	33.8	3	35.8
05:00:00	6	39.2	6	39.2
06:00:00	11	28.0	9	35.8
07:00:00	37	15.5	23	36.8
08:00:00	88	8.1	58	36.3
09:00:00	185	3.7	118	35.0
10:00:00	256	2.8	136	35.0
11:00:00	263	2.7	139	34.7
12:00:00	279	2.7	163	34.5
13:00:00	285	3.0	167	35.0
14:00:00	276	2.7	141	34.6
15:00:00	286	2.6	151	35.0
16:00:00	263	2.9	138	34.4
17:00:00	220	3.0	112	35.1
18:00:00	159	4.6	80	35.3
19:00:00	104	6.2	56	34.7
20:00:00	58	10.1	32	36.1
21:00:00	36	15.3	22	36.6
22:00:00	67	8.2	36	34.9
23:00:00	39	13.7	28	36.3
00:00:00	19	22.6	14	37.5
01:00:00	7	23.9	6	35.0
02:00:00	1	42.5	1	42.5
03:00:00	2	32.5	1	37.5
04:00:00	0	N/A	N/A	N/A
05:00:00	4	25.6	3	39.2
06:00:00	14	32.3	9	39.2
07:00:00	21	20.0	12	37.9
08:00:00	54	14.9	40	38.4
09:00:00	123	6.6	80	36.7
10:00:00	212	3.9	112	35.8
11:00:00	267	2.9	149	34.5
12:00:00	265	3.0	143	34.9
13:00:00	240	3.2	147	34.8
14:00:00	271	2.4	140	34.4
15:00:00	312	1.9	167	34.0
16:00:00	371	2.2	188	34.6
17:00:00	241	3.3	133	34.9
18:00:00	147	5.2	79	35.4
19:00:00	96	7.5	56	36.0
20:00:00	57	10.8	35	35.9
21:00:00	47	13.8	34	37.5

Summary of Violators  
A170 outward 2023

from Wed-Nov-02-2022-12-00-AM to Sat-Feb-18-2023-11-59-PM

22:00:00	24	19.1	18	36.9
23:00:00	5	27.0	4	35.0
00:00:00	5	33.5	4	35.0
01:00:00	2	42.5	2	42.5
02:00:00	2	32.5	1	37.5
03:00:00	3	49.2	3	49.2
04:00:00	2	27.5	0	0.0
05:00:00	8	19.1	4	32.5
06:00:00	35	15.1	24	36.3
07:00:00	111	6.2	60	36.8
08:00:00	228	2.6	123	34.2
09:00:00	250	2.7	148	34.5
10:00:00	240	3.1	136	35.0
11:00:00	226	3.3	130	34.8
12:00:00	249	3.3	138	34.8
13:00:00	228	3.1	146	35.3
14:00:00	236	2.9	134	34.7
15:00:00	318	2.4	155	34.4
16:00:00	289	2.8	151	34.7
17:00:00	319	2.2	168	34.1
18:00:00	190	4.3	103	34.9
19:00:00	107	6.2	69	34.8
20:00:00	66	8.3	38	34.6
21:00:00	63	7.6	30	34.0
22:00:00	21	21.8	18	37.2
23:00:00	8	28.1	6	38.3
00:00:00	0	N/A	N/A	N/A
01:00:00	1	32.5	1	32.5
02:00:00	1	37.5	1	37.5
03:00:00	1	37.5	1	37.5
04:00:00	0	N/A	N/A	N/A
05:00:00	5	36.5	5	36.5
06:00:00	27	14.7	23	36.2
07:00:00	103	6.8	61	36.7
08:00:00	244	2.9	120	34.8
09:00:00	255	2.9	138	34.5
10:00:00	236	2.9	110	34.4
11:00:00	249	2.6	119	34.2
12:00:00	245	2.9	135	34.9
13:00:00	185	4.3	99	35.3
14:00:00	237	2.6	114	34.2
15:00:00	290	2.4	133	34.4
16:00:00	263	2.6	131	34.3
17:00:00	329	2.1	142	34.4
18:00:00	222	3.2	118	34.9
19:00:00	114	6.2	63	35.2
20:00:00	84	8.3	46	35.8
21:00:00	35	15.2	21	37.5
22:00:00	36	17.8	23	37.3



Summary of Violators  
A170 outward 2023

from Wed-Nov-02-2022-12-00-AM to Sat-Feb-18-2023-11-59-PM

23:00:00	10	28.0	9	35.3
00:00:00	12	25.4	9	38.6
01:00:00	1	37.5	1	37.5
02:00:00	1	27.5	0	0.0
03:00:00	2	37.5	2	37.5
04:00:00	3	34.2	2	37.5
05:00:00	8	31.6	8	36.3
06:00:00	35	15.5	28	36.4
07:00:00	115	6.9	70	36.0
08:00:00	225	3.2	116	34.8
09:00:00	263	2.8	133	34.5
10:00:00	242	2.9	128	34.5
11:00:00	226	3.1	136	34.5
12:00:00	256	2.8	132	34.9
13:00:00	242	3.3	136	35.2
14:00:00	230	3.4	117	34.9
15:00:00	292	2.3	147	34.3
16:00:00	315	2.5	162	34.2
17:00:00	342	2.1	174	34.3
18:00:00	208	3.5	110	34.2
19:00:00	120	6.1	59	35.1
20:00:00	67	9.8	35	35.9
21:00:00	54	12.3	31	36.5
22:00:00	46	14.8	22	36.4
23:00:00	34	17.7	19	37.8
00:00:00	5	26.0	3	37.5
01:00:00	5	34.0	4	47.5
02:00:00	2	25.0	0	0.0
03:00:00	2	32.5	2	32.5
04:00:00	3	34.2	2	37.5
05:00:00	6	35.0	5	36.5
06:00:00	33	17.6	25	38.5
07:00:00	103	6.5	62	36.3
08:00:00	229	3.1	133	34.6
09:00:00	287	2.2	146	34.5
10:00:00	239	3.5	135	35.4
11:00:00	242	3.1	124	34.8
12:00:00	269	2.4	147	34.6
13:00:00	231	3.4	137	34.8
14:00:00	276	2.7	165	34.2
15:00:00	296	2.3	139	34.0
16:00:00	298	2.4	133	34.1
17:00:00	347	1.9	150	34.0
18:00:00	230	3.3	130	34.9
19:00:00	127	5.1	77	35.1
20:00:00	65	10.4	44	36.1
21:00:00	73	9.8	49	37.0
22:00:00	41	16.6	30	37.2
23:00:00	15	19.5	7	35.4

Summary of Violators  
A170 outward 2023

from Wed-Nov-02-2022-12-00-AM to Sat-Feb-18-2023-11-59-PM

00:00:00	9	20.3	9	36.4
01:00:00	3	34.2	1	52.5
02:00:00	0	N/A	N/A	N/A
03:00:00	2	35.0	2	35.0
04:00:00	3	27.5	1	37.5
05:00:00	10	24.3	6	36.7
06:00:00	31	19.1	25	37.3
07:00:00	106	5.5	67	34.8
08:00:00	224	3.6	118	35.0
09:00:00	264	2.8	138	34.4
10:00:00	256	3.1	138	34.5
11:00:00	283	2.4	117	34.6
12:00:00	274	2.7	149	34.5
13:00:00	281	2.7	158	34.2
14:00:00	311	2.3	157	34.4
15:00:00	362	2.1	142	34.0
16:00:00	321	1.9	151	34.2
17:00:00	304	2.4	158	34.7
18:00:00	229	2.9	118	34.2
19:00:00	122	5.6	76	34.7
20:00:00	75	7.5	57	35.8
21:00:00	46	12.2	35	36.1
22:00:00	43	13.1	24	36.0
23:00:00	28	13.6	18	34.2
00:00:00	9	23.9	9	35.8
01:00:00	3	29.2	1	32.5
02:00:00	1	27.5	0	0.0
03:00:00	0	N/A	N/A	N/A
04:00:00	4	33.8	3	35.8
05:00:00	5	34.5	3	39.2
06:00:00	15	24.0	13	36.7
07:00:00	36	13.2	22	35.9
08:00:00	113	6.1	73	36.0
09:00:00	157	4.8	99	35.3
10:00:00	239	3.0	150	35.3
11:00:00	251	3.2	149	35.0
12:00:00	322	2.5	186	35.1
13:00:00	318	2.6	202	34.7
14:00:00	314	2.3	189	34.4
15:00:00	313	2.6	180	34.2
16:00:00	298	2.8	162	34.8
17:00:00	263	2.6	145	34.5
18:00:00	172	3.7	93	34.5
19:00:00	117	6.5	70	35.4
20:00:00	71	8.2	43	35.1
21:00:00	50	12.5	33	36.0
22:00:00	47	13.1	26	36.3
23:00:00	35	12.2	20	34.8
00:00:00	16	20.3	10	36.0

Summary of Violators  
A170 outward 2023

from Wed-Nov-02-2022-12-00-AM to Sat-Feb-18-2023-11-59-PM

01:00:00	16	27.7	9	38.6
02:00:00	4	25.6	2	37.5
03:00:00	0	N/A	N/A	N/A
04:00:00	0	N/A	N/A	N/A
05:00:00	1	37.5	1	37.5
06:00:00	23	17.3	19	37.5
07:00:00	125	4.5	99	36.5
08:00:00	156	5.7	97	36.7
09:00:00	199	3.8	122	35.8
10:00:00	214	2.9	115	35.1
11:00:00	258	2.7	159	35.4
12:00:00	336	2.2	203	34.7
13:00:00	418	2.3	221	34.9
14:00:00	265	2.8	126	34.6
15:00:00	285	2.2	149	34.4
16:00:00	272	2.6	146	34.2
17:00:00	197	3.8	116	35.3
18:00:00	110	6.8	74	35.9
19:00:00	77	9.1	46	36.7
20:00:00	65	10.0	42	36.2
21:00:00	34	16.3	27	36.9
22:00:00	20	23.4	13	37.5
23:00:00	11	23.4	10	37.0
00:00:00	3	24.2	1	37.5
01:00:00	3	37.5	2	42.5
02:00:00	3	44.2	3	44.2
03:00:00	3	23.3	3	34.2
04:00:00	1	42.5	1	42.5
05:00:00	9	32.8	7	39.6
06:00:00	38	15.0	28	37.3
07:00:00	104	6.2	67	35.5
08:00:00	179	4.7	87	35.1
09:00:00	217	3.3	117	34.7
10:00:00	274	2.4	129	34.0
11:00:00	240	3.1	134	34.4
12:00:00	256	2.9	132	34.2
13:00:00	253	2.9	139	34.8
14:00:00	292	2.1	151	34.2
15:00:00	244	2.7	110	34.2
16:00:00	273	2.4	132	34.3
17:00:00	328	2.1	155	34.0
18:00:00	196	3.9	119	35.2
19:00:00	97	8.2	59	35.8
20:00:00	74	7.6	48	35.1
21:00:00	58	9.4	36	35.3
22:00:00	33	13.0	18	36.7
23:00:00	15	26.5	9	39.2
00:00:00	5	29.5	2	35.0
01:00:00	4	19.4	0	0.0

Summary of Violators  
A170 outward 2023

from Wed-Nov-02-2022-12-00-AM to Sat-Feb-18-2023-11-59-PM

02:00:00	0	N/A	N/A	N/A
03:00:00	1	32.5	1	32.5
04:00:00	3	29.2	1	37.5
05:00:00	6	24.2	6	35.8
06:00:00	25	20.6	16	38.4
07:00:00	110	5.5	67	35.3
08:00:00	189	4.1	107	35.1
09:00:00	195	3.2	122	35.1
10:00:00	231	2.9	135	34.2
11:00:00	247	2.9	145	34.4
12:00:00	261	2.6	138	34.4
13:00:00	283	2.2	141	33.9
14:00:00	264	2.2	134	34.3
15:00:00	312	2.1	155	34.5
16:00:00	306	2.5	143	34.4
17:00:00	320	2.3	155	34.6
18:00:00	203	3.7	108	35.1
19:00:00	114	5.2	63	34.6
20:00:00	76	7.7	45	34.4
21:00:00	44	16.1	33	37.0
22:00:00	46	14.4	26	37.5
23:00:00	9	31.1	5	40.5
00:00:00	4	35.0	4	35.0
01:00:00	7	32.1	5	39.5
02:00:00	1	37.5	1	37.5
03:00:00	1	32.5	1	32.5
04:00:00	5	28.5	2	40.0
05:00:00	7	25.7	3	34.2
06:00:00	31	17.1	19	37.2
07:00:00	102	7.5	66	36.3
08:00:00	171	3.9	94	35.0
09:00:00	217	3.5	129	35.2
10:00:00	276	2.7	162	35.3
11:00:00	276	2.6	160	34.8
12:00:00	281	2.7	167	34.4
13:00:00	276	2.4	145	34.7
14:00:00	280	2.5	149	34.4
15:00:00	253	2.9	144	35.0
16:00:00	325	2.3	180	34.4
17:00:00	340	2.4	153	34.3
18:00:00	199	3.7	104	34.6
19:00:00	112	6.4	71	35.1
20:00:00	61	11.9	35	36.6
21:00:00	46	11.6	35	35.6
22:00:00	64	9.2	28	35.5
23:00:00	13	24.4	10	36.0
00:00:00	8	15.6	7	33.2
01:00:00	3	32.5	2	35.0
02:00:00	1	32.5	1	32.5

Summary of Violators  
A170 outward 2023

from Wed-Nov-02-2022-12-00-AM to Sat-Feb-18-2023-11-59-PM

03:00:00	0	N/A	N/A	N/A
04:00:00	2	35.0	1	42.5
05:00:00	5	32.5	3	35.8
06:00:00	32	15.9	25	36.7
07:00:00	98	6.5	56	35.4
08:00:00	165	4.2	87	34.7
09:00:00	195	3.8	106	34.6
10:00:00	270	2.4	145	34.5
11:00:00	268	2.8	149	34.8
12:00:00	279	2.9	139	34.8
13:00:00	256	2.6	156	34.4
14:00:00	277	2.2	144	33.9
15:00:00	283	2.8	147	34.1
16:00:00	313	2.5	147	34.2
17:00:00	330	2.2	150	34.8
18:00:00	199	3.8	102	34.5
19:00:00	111	5.1	76	34.8
20:00:00	91	7.6	54	35.8
21:00:00	64	11.7	37	36.1
22:00:00	55	10.7	33	35.7
23:00:00	17	28.4	13	39.0
00:00:00	6	17.5	2	32.5
01:00:00	2	47.5	2	47.5
02:00:00	1	27.5	0	0.0
03:00:00	2	37.5	2	37.5
04:00:00	4	18.1	1	32.5
05:00:00	11	23.6	7	36.8
06:00:00	31	18.7	21	37.5
07:00:00	73	9.1	44	36.9
08:00:00	152	5.4	99	35.4
09:00:00	183	3.3	104	34.1
10:00:00	223	3.1	130	35.1
11:00:00	272	2.5	156	34.5
12:00:00	234	3.4	150	35.0
13:00:00	323	2.3	201	34.5
14:00:00	296	2.6	199	34.8
15:00:00	327	2.4	183	34.5
16:00:00	371	1.9	176	34.3
17:00:00	303	2.3	177	34.7
18:00:00	222	3.2	123	34.5
19:00:00	122	5.1	72	34.7
20:00:00	83	8.5	50	35.2
21:00:00	45	11.6	26	34.4
22:00:00	51	12.9	31	36.9
23:00:00	28	14.8	21	35.8
00:00:00	3	34.2	3	34.2
01:00:00	5	32.5	3	37.5
02:00:00	3	35.8	3	35.8
03:00:00	4	25.6	3	37.5

Summary of Violators  
A170 outward 2023

from Wed-Nov-02-2022-12-00-AM to Sat-Feb-18-2023-11-59-PM

04:00:00	2	35.0	2	35.0
05:00:00	4	40.0	3	44.2
06:00:00	14	20.0	10	38.0
07:00:00	30	16.0	22	35.7
08:00:00	88	7.7	61	34.9
09:00:00	171	4.2	105	35.0
10:00:00	281	2.6	144	34.8
11:00:00	323	2.2	170	34.6
12:00:00	283	2.5	162	34.5
13:00:00	274	3.1	158	35.0
14:00:00	252	3.0	168	35.1
15:00:00	291	2.7	162	34.8
16:00:00	290	2.4	154	34.2
17:00:00	238	3.0	118	34.4
18:00:00	154	4.5	86	35.5
19:00:00	82	8.1	44	35.8
20:00:00	56	10.9	40	36.3
21:00:00	50	7.9	31	34.9
22:00:00	44	14.5	24	36.5
23:00:00	30	13.2	14	36.1

Outgoing Histogram

A170 outward 2023

from Wed-Nov-02-2022-12-00-AM to Sat-Feb-18-2023-11-59-PM

Date	Starting Hr:min	<15	15 to <20	20 to <25	25 to <30	30 to <35	35 to <40	40 to <45	45 to <50	50 to <55	55 to <60	60 to <65	65 to <70	70 to <75	75 to <80	80 to <85	85 to <90	90 to <95	95 to <100	100 to >105	Total Counts	Avg Speed (MPH)	85pet Speed	10MPH Pace	% in pace	# of Speeders	% Speeders	
02/11/2022	00:00	0	0	0	2	2	1	1	0	0	0	0	0	0	0	0	0	0	0	0	0	6	32.8	40	25 to 35	66.7	4	66.7
02/11/2022	01:00	0	0	0	0	0	0	0	0	0	0	0	0	0	0	0	0	0	0	0	0	0	0	0	*	*	*	*
02/11/2022	02:00	0	0	2	1	2	1	0	0	0	0	0	0	0	0	0	0	0	0	0	0	6	28.7	35	20 to 30	50.0	3	50.0
02/11/2022	03:00	0	0	0	1	0	2	0	0	0	0	0	0	0	0	0	0	0	0	0	0	3	33.7	40	30 to 40	66.7	2	66.7
02/11/2022	04:00	0	0	1	1	3	3	1	0	0	0	0	0	0	0	0	0	0	0	0	0	9	33.3	40	30 to 40	66.7	7	77.8
02/11/2022	05:00	0	0	1	4	2	4	1	1	0	0	0	0	0	0	0	0	0	0	0	0	13	33.4	40	25 to 35	46.2	8	61.5
02/11/2022	06:00	3	2	1	15	7	7	0	0	0	0	0	0	0	0	0	0	0	0	0	0	35	28.4	36.4	25 to 35	62.9	14	40.0
02/11/2022	07:00	1	4	32	61	31	7	2	0	0	0	0	0	0	0	0	0	0	0	0	0	138	27.8	33.1	20 to 30	67.4	40	29.0
02/11/2022	08:00	0	12	65	96	43	5	2	0	0	0	0	0	0	0	0	0	0	0	0	0	223	26.8	32	20 to 30	72.2	50	22.4
02/11/2022	09:00	1	11	83	119	52	8	2	0	0	0	0	0	0	0	0	0	0	0	0	0	276	26.9	32	20 to 30	73.2	62	22.5
02/11/2022	10:00	2	12	65	126	55	9	0	0	0	0	0	0	0	0	0	0	0	0	0	0	269	27.1	32.2	20 to 30	71.0	64	23.8
02/11/2022	11:00	3	11	54	114	48	4	0	0	0	0	0	0	0	0	0	0	0	0	0	0	234	26.9	31.8	20 to 30	71.8	52	22.2
02/11/2022	12:00	1	8	50	91	43	7	3	1	0	0	0	0	0	0	0	0	0	0	0	0	204	27.5	32.7	20 to 30	69.1	54	26.5
02/11/2022	13:00	1	8	45	103	48	9	1	1	0	0	0	0	0	0	0	0	0	0	0	0	216	27.7	32.8	25 to 35	69.9	59	27.3
02/11/2022	14:00	1	13	51	116	39	11	2	0	0	0	0	0	0	0	0	0	0	0	0	0	233	27.2	32.2	20 to 30	71.7	52	22.3
02/11/2022	15:00	3	12	57	111	38	8	3	0	0	0	0	0	0	0	0	0	0	0	0	0	232	26.9	31.8	20 to 30	72.4	49	21.1
02/11/2022	16:00	2	13	69	133	49	12	2	0	0	0	0	0	0	0	0	0	0	0	0	0	280	27.1	32.1	20 to 30	72.1	63	22.5
02/11/2022	17:00	0	12	51	73	19	0	1	0	0	0	0	0	0	0	0	0	0	0	0	0	156	25.8	29.8	20 to 30	79.5	20	12.8
02/11/2022	18:00	0	5	23	58	20	8	3	0	0	0	0	0	0	0	0	0	0	0	0	0	117	28	33.2	20 to 30	69.2	31	26.5
02/11/2022	19:00	0	5	13	26	5	3	2	0	0	0	0	0	0	0	0	0	0	0	0	0	54	26.9	32	20 to 30	72.2	10	18.5
02/11/2022	20:00	0	1	3	14	12	2	4	0	1	0	0	0	0	0	0	0	0	0	0	0	37	31.1	37.5	25 to 35	70.3	19	51.4
02/11/2022	21:00	0	1	1	9	11	1	0	0	0	0	0	0	0	0	0	0	0	0	0	0	23	29.5	34.1	25 to 35	87.0	12	52.2
02/11/2022	22:00	0	0	0	3	1	3	0	0	0	0	0	0	0	0	0	0	0	0	0	0	7	32	38.3	25 to 35	57.1	4	57.1
02/11/2022	23:00	0	1	4	2	2	2	0	0	0	0	0	0	0	0	0	0	0	0	0	0	11	27.2	35	20 to 30	54.5	4	36.4
24 Hr Summary		18	131	671	1279	532	117	30	3	1	0	0	0	0	0	0	0	0	0	0	0	2782	27.3	32.5	20 to 30	70.1	683	24.6

Outgoing Histogram

A170 outward 2023

from Wed-Nov-02-2022-12-00-AM to Sat-Feb-18-2023-11-59-PM

Date	Starting Hr:min	<15	15 to <20	20 to <25	25 to <30	30 to <35	35 to <40	40 to <45	45 to <50	50 to <55	55 to <60	60 to <65	65 to <70	70 to <75	75 to <80	80 to <85	85 to <90	90 to <95	95 to <100	100 to >105	Total Counts	Avg Speed (MPH)	85pet Speed	10MPH Pace	% in pace	# of Speeders	% Speeders	
03/11/2022	00:00	0	0	0	0	2	1	0	1	0	0	0	0	0	0	0	0	0	0	0	0	4	37	40	30 to 40	75.0	4	100.0
03/11/2022	01:00	0	1	0	0	1	0	1	0	0	0	0	0	0	0	0	0	0	0	0	0	3	30.3	45	10 to 20	33.3	2	66.7
03/11/2022	02:00	0	0	0	2	1	2	2	0	0	0	0	0	0	0	0	0	0	0	0	0	7	35	42.5	35 to 45	57.1	5	71.4
03/11/2022	03:00	0	0	0	1	0	2	0	0	0	0	0	0	0	0	0	0	0	0	0	0	3	34	40	30 to 40	66.7	2	66.7
03/11/2022	04:00	0	0	1	2	3	1	0	0	0	0	0	0	0	0	0	0	0	0	0	0	7	30	35	25 to 35	71.4	4	57.1
03/11/2022	05:00	0	1	2	5	2	2	0	1	0	0	0	0	0	0	0	0	0	0	0	0	13	29.5	37.5	20 to 30	53.8	5	38.5
03/11/2022	06:00	0	3	6	26	13	10	2	1	0	0	0	0	0	0	0	0	0	0	0	0	61	30	37	25 to 35	63.9	26	42.6
03/11/2022	07:00	2	5	28	50	39	7	0	0	0	0	0	0	0	0	0	0	0	0	0	0	131	27.8	33.3	25 to 35	67.9	46	35.1
03/11/2022	08:00	2	12	101	121	41	4	0	1	0	0	0	0	0	0	0	0	0	0	0	0	282	26.1	30.5	20 to 30	78.7	46	16.3
03/11/2022	09:00	0	21	82	153	36	5	1	0	0	0	0	0	0	0	0	0	0	0	0	0	298	26.2	29.9	20 to 30	78.9	42	14.1
03/11/2022	10:00	4	12	71	98	36	7	1	1	0	0	0	0	0	0	0	0	0	0	0	0	230	26.4	31.5	20 to 30	73.5	45	19.6
03/11/2022	11:00	2	13	71	123	34	6	2	0	0	0	0	0	0	0	0	0	0	0	0	0	251	26.5	30.6	20 to 30	77.3	42	16.7
03/11/2022	12:00	4	7	53	94	27	5	3	1	0	0	0	0	0	0	0	0	0	0	0	0	194	26.7	31.3	20 to 30	75.8	36	18.6
03/11/2022	13:00	1	5	41	81	52	20	3	0	0	0	0	0	0	0	0	0	0	0	0	0	203	28.6	34.3	25 to 35	65.5	75	36.9
03/11/2022	14:00	1	14	48	109	35	13	1	0	0	0	0	0	0	0	0	0	0	0	0	0	221	27.1	32.3	20 to 30	71.0	49	22.2
03/11/2022	15:00	1	14	51	120	51	9	2	1	0	0	0	0	0	0	0	0	0	0	0	0	249	27.4	32.5	20 to 30	68.7	63	25.3
03/11/2022	16:00	4	23	73	154	44	6	3	0	0	0	0	0	0	0	0	0	0	0	0	0	307	26.4	30.8	20 to 30	73.9	53	17.3
03/11/2022	17:00	1	10	68	124	37	7	2	0	0	0	0	0	0	0	0	0	0	0	0	0	249	26.8	31.2	20 to 30	77.1	46	18.5
03/11/2022	18:00	1	9	15	76	34	5	0	0	0	0	0	0	0	0	0	0	0	0	0	0	140	27.8	32.6	25 to 35	78.6	39	27.9
03/11/2022	19:00	1	1	15	40	20	8	1	0	0	0	0	0	0	0	0	0	0	0	0	0	86	28.5	34	25 to 35	69.8	29	33.7
03/11/2022	20:00	0	0	13	23	17	6	2	0	0	0	0	0	0	0	0	0	0	0	0	0	61	29.2	34.7	25 to 35	65.6	25	41.0
03/11/2022	21:00	1	0	4	12	10	3	0	0	0	0	0	0	0	0	0	0	0	0	0	0	30	28.9	34.5	25 to 35	73.3	13	43.3
03/11/2022	22:00	1	0	1	10	5	2	2	2	0	0	0	0	0	0	0	0	0	0	0	0	23	31.4	42.5	25 to 35	65.2	11	47.8
03/11/2022	23:00	0	0	1	7	4	2	1	0	0	0	0	0	0	0	0	0	0	0	0	0	15	30.7	37.5	25 to 35	73.3	7	46.7
24 Hr Summary		26	151	745	1431	544	133	29	9	0	0	0	0	0	0	0	0	0	0	0	0	3068	27.1	32.3	20 to 30	70.9	715	23.3



Outgoing Histogram

A170 outward 2023

from Wed-Nov-02-2022-12-00-AM to Sat-Feb-18-2023-11-59-PM

Date	Starting Hr:min	<15	15 to <20	20 to <25	25 to <30	30 to <35	35 to <40	40 to <45	45 to <50	50 to <55	55 to <60	60 to <65	65 to <70	70 to <75	75 to <80	80 to <85	85 to <90	90 to <95	95 to <100	100 to >105	Total Counts	Avg Speed (MPH)	85pet Speed	10MPH Pace	% in pace	# of Speeders	% Speeders	
04/11/2022	00:00	0	0	0	0	1	3	0	0	0	0	0	0	0	0	0	0	0	0	0	0	4	36	38.3	30 to 40	100.0	4	100.0
04/11/2022	01:00	0	0	0	0	1	2	0	0	1	0	0	0	0	0	0	0	0	0	0	0	4	39.5	40	30 to 40	75.0	4	100.0
04/11/2022	02:00	0	0	1	1	1	1	2	0	0	0	0	0	0	0	0	0	0	0	0	0	6	33.7	42.5	35 to 45	50.0	4	66.7
04/11/2022	03:00	0	0	0	1	1	0	3	0	0	0	0	0	0	0	0	0	0	0	0	0	5	37	43.3	35 to 45	60.0	4	80.0
04/11/2022	04:00	0	0	2	2	2	1	3	0	0	0	0	0	0	0	0	0	0	0	0	0	10	32.8	41.7	20 to 30	40.0	6	60.0
04/11/2022	05:00	0	0	2	10	4	1	2	1	0	0	0	0	0	0	0	0	0	0	0	0	20	30.8	40	25 to 35	70.0	8	40.0
04/11/2022	06:00	1	1	5	13	12	11	3	1	0	0	0	0	0	0	0	0	0	0	0	0	47	31.3	38.6	25 to 35	53.2	27	57.4
04/11/2022	07:00	2	11	33	52	30	7	0	0	0	0	0	0	0	0	0	0	0	0	0	0	135	26.8	32.8	20 to 30	63.0	37	27.4
04/11/2022	08:00	1	17	67	127	44	10	0	0	0	0	0	0	0	0	0	0	0	0	0	0	266	26.7	31.6	20 to 30	72.9	54	20.3
04/11/2022	09:00	3	20	93	157	49	10	2	0	0	0	0	0	0	0	0	0	0	0	0	0	334	26.5	31.1	20 to 30	74.9	61	18.3
04/11/2022	10:00	0	11	80	173	55	10	1	0	0	0	0	0	0	0	0	0	0	0	0	0	330	27.1	31.5	20 to 30	76.7	66	20.0
04/11/2022	11:00	*	*	*	*	*	*	*	*	*	*	*	*	*	*	*	*	*	*	*	*	*	*	*	*	*	*	*
04/11/2022	12:00	*	*	*	*	*	*	*	*	*	*	*	*	*	*	*	*	*	*	*	*	*	*	*	*	*	*	*
04/11/2022	13:00	5	11	32	73	35	5	1	0	0	0	0	0	0	0	0	0	0	0	0	0	162	26.8	32.4	25 to 35	66.7	41	25.3
04/11/2022	14:00	0	10	56	122	43	9	1	2	0	0	1	0	0	0	0	0	0	0	0	0	244	27.5	32.2	20 to 30	73.0	56	23.0
04/11/2022	15:00	3	14	57	120	51	7	1	0	0	0	0	0	0	0	0	0	0	0	0	0	253	27	32.1	20 to 30	70.0	59	23.3
04/11/2022	16:00	4	25	105	149	53	8	1	1	0	0	0	0	0	0	0	0	0	0	0	0	346	26.2	31	20 to 30	73.4	63	18.2
04/11/2022	17:00	4	10	71	87	47	11	4	1	0	0	0	0	0	0	0	0	0	0	0	0	235	27.1	33	20 to 30	67.2	63	26.8
04/11/2022	18:00	0	4	35	74	34	6	2	0	0	0	0	0	0	0	0	0	0	0	0	0	155	27.8	32.8	20 to 30	70.3	42	27.1
04/11/2022	19:00	2	7	16	37	13	10	3	0	0	0	0	0	0	0	0	0	0	0	0	0	88	27.8	35	20 to 30	60.2	26	29.5
04/11/2022	20:00	1	3	10	23	11	4	0	1	0	0	0	0	0	0	0	0	0	0	0	0	53	27.8	33.6	25 to 35	64.2	16	30.2
04/11/2022	21:00	2	0	15	20	14	6	1	1	0	0	0	0	0	0	0	0	0	0	0	0	59	28.4	34.6	20 to 30	59.3	22	37.3
04/11/2022	22:00	0	0	2	8	16	6	0	0	0	0	0	0	0	0	0	0	0	0	0	0	32	31.4	35.8	25 to 35	75.0	22	68.8
04/11/2022	23:00	0	0	0	12	3	2	4	1	0	0	0	0	0	0	0	0	0	0	0	0	22	32.6	42.5	25 to 35	68.2	10	45.5
24 Hr Summary		28	144	682	1261	520	130	34	9	1	0	1	0	0	0	0	0	0	0	0	0	2810	27.2	32.6	20 to 30	69.1	695	24.7

Outgoing Histogram

A170 outward 2023

from Wed-Nov-02-2022-12-00-AM to Sat-Feb-18-2023-11-59-PM

Date	Starting Hr:min	<15	15 to <20	20 to <25	25 to <30	30 to <35	35 to <40	40 to <45	45 to <50	50 to <55	55 to <60	60 to <65	65 to <70	70 to <75	75 to <80	80 to <85	85 to <90	90 to <95	95 to <100	100 to >105	Total Counts	Avg Speed (MPH)	85pet Speed	10MPH Pace	% in pace	# of Speeders	% Speeders	
05/11/2022	00:00	0	0	1	1	2	0	1	0	0	0	0	0	0	0	0	0	0	0	0	0	5	31	35	25 to 35	60.0	3	60.0
05/11/2022	01:00	0	0	0	2	1	3	0	0	0	0	0	0	0	0	0	0	0	0	0	0	6	33.2	38.3	30 to 40	66.7	4	66.7
05/11/2022	02:00	0	0	2	1	1	3	1	0	0	0	0	0	0	0	0	0	0	0	0	0	8	32.3	40	30 to 40	50.0	5	62.5
05/11/2022	03:00	0	0	0	0	2	1	1	0	0	0	0	0	0	0	0	0	0	0	0	0	4	35.8	40	30 to 40	75.0	4	100.0
05/11/2022	04:00	0	0	0	3	2	0	0	1	0	0	0	0	0	0	0	0	0	0	0	0	6	32.2	35	25 to 35	83.3	3	50.0
05/11/2022	05:00	0	0	0	2	1	1	2	1	1	0	0	0	0	0	0	0	0	0	0	0	8	38.4	50	25 to 35	37.5	6	75.0
05/11/2022	06:00	0	0	5	8	4	4	0	1	0	0	0	0	0	0	0	0	0	0	0	0	22	29.8	37.5	20 to 30	59.1	9	40.9
05/11/2022	07:00	2	3	9	19	19	7	4	0	0	0	0	0	0	0	0	0	0	0	0	0	63	29.3	36.4	25 to 35	60.3	30	47.6
05/11/2022	08:00	2	5	30	64	40	9	0	0	0	0	0	0	0	0	0	0	0	0	0	0	150	27.9	33.4	25 to 35	69.3	49	32.7
05/11/2022	09:00	2	2	36	55	24	8	0	0	0	0	0	0	0	0	0	0	0	0	0	0	127	27.2	32.7	20 to 30	71.7	32	25.2
05/11/2022	10:00	0	5	47	80	17	3	1	0	0	0	0	0	0	0	0	0	0	0	0	0	153	26.5	29.9	20 to 30	83.0	21	13.7
05/11/2022	11:00	0	7	39	107	30	4	1	0	0	0	0	0	0	0	0	0	0	0	0	0	188	27.2	31.2	20 to 30	77.7	35	18.6
05/11/2022	12:00	1	5	48	110	26	5	0	0	0	0	0	0	0	0	0	0	0	0	0	0	195	26.8	30.4	20 to 30	81.0	31	15.9
05/11/2022	13:00	0	2	30	89	34	1	3	0	0	0	0	0	0	0	0	0	0	0	0	0	159	27.8	32.1	25 to 35	77.4	38	23.9
05/11/2022	14:00	0	7	52	84	31	3	0	1	0	0	0	0	0	0	0	0	0	0	0	0	178	26.8	31.3	20 to 30	76.4	35	19.7
05/11/2022	15:00	2	4	35	62	19	6	0	0	0	0	0	0	0	0	0	0	0	0	0	0	128	26.8	31.6	20 to 30	75.8	25	19.5
05/11/2022	16:00	0	1	35	76	22	4	0	1	0	0	0	0	0	0	0	0	0	0	0	0	139	27.4	31.4	20 to 30	79.9	27	19.4
05/11/2022	17:00	1	0	25	57	20	2	1	0	0	0	0	0	0	0	0	0	0	0	0	0	106	27.4	31.8	20 to 30	77.4	23	21.7
05/11/2022	18:00	1	0	30	45	16	4	0	0	0	0	0	0	0	0	0	0	0	0	0	0	96	27	31.9	20 to 30	78.1	20	20.8
05/11/2022	19:00	0	4	11	27	17	4	2	1	1	0	0	0	0	0	0	0	0	0	0	0	67	29	34.4	25 to 35	65.7	25	37.3
05/11/2022	20:00	1	1	3	30	7	1	0	0	0	0	0	0	0	0	0	0	0	0	0	0	43	27.5	31.4	25 to 35	86.0	8	18.6
05/11/2022	21:00	0	1	8	18	10	3	0	0	0	0	0	0	0	0	0	0	0	0	0	0	40	28.2	33.5	25 to 35	70.0	13	32.5
05/11/2022	22:00	0	2	4	16	9	5	1	0	0	0	0	0	0	0	0	0	0	0	0	0	37	29.3	35	25 to 35	67.6	15	40.5
05/11/2022	23:00	0	0	1	12	5	1	0	0	0	0	0	0	0	0	0	0	0	0	0	0	19	28.9	33	25 to 35	89.5	6	31.6
24 Hr Summary		12	49	451	968	359	82	18	6	2	0	0	0	0	0	0	0	0	0	0	0	1947	27.5	32.4	20 to 30	72.9	467	24.0

Outgoing Histogram

A170 outward 2023

from Wed-Nov-02-2022-12-00-AM to Sat-Feb-18-2023-11-59-PM

Date	Starting Hr:min	<15	15 to <20	20 to <25	25 to <30	30 to <35	35 to <40	40 to <45	45 to <50	50 to <55	55 to <60	60 to <65	65 to <70	70 to <75	75 to <80	80 to <85	85 to <90	90 to <95	95 to <100	100 to >105	Total Counts	Avg Speed (MPH)	85pet Speed	10MPH Pace	% in pace	# of Speeders	% Speeders	
06/11/2022	00:00	0	0	1	1	1	1	0	0	0	0	0	0	0	0	0	0	0	0	0	0	4	29.5	35	20 to 30	50.0	2	50.0
06/11/2022	01:00	0	0	0	0	1	0	0	0	0	0	0	0	0	0	0	0	0	0	0	0	1	32	35	25 to 35	100.0	1	100.0
06/11/2022	02:00	0	0	0	1	0	0	0	0	0	0	0	0	0	0	0	0	0	0	0	0	1	27	30	20 to 30	100.0	*	*
06/11/2022	03:00	0	0	0	0	1	0	0	0	0	0	0	0	0	0	0	0	0	0	0	0	1	32	35	25 to 35	100.0	1	100.0
06/11/2022	04:00	0	0	0	0	0	1	0	0	0	0	0	0	0	0	0	0	0	0	0	0	1	37	40	30 to 40	100.0	1	100.0
06/11/2022	05:00	0	0	0	2	3	1	0	0	0	0	0	0	0	0	0	0	0	0	0	0	6	31.5	35	25 to 35	83.3	4	66.7
06/11/2022	06:00	0	0	0	4	1	4	1	1	0	0	0	0	0	0	0	0	0	0	0	0	11	34.5	40	25 to 35	45.5	7	63.6
06/11/2022	07:00	0	2	1	8	10	4	0	0	0	0	0	0	0	0	0	0	0	0	0	0	25	30	35	25 to 35	72.0	14	56.0
06/11/2022	08:00	0	0	8	24	16	3	3	0	0	0	0	0	0	0	0	0	0	0	0	0	54	29.6	34.4	25 to 35	74.1	22	40.7
06/11/2022	09:00	1	5	32	47	23	6	0	0	0	0	0	0	0	0	0	0	0	0	0	0	114	27	32.6	20 to 30	69.3	29	25.4
06/11/2022	10:00	0	3	38	71	25	11	6	1	0	0	0	0	0	0	0	0	0	0	0	0	155	28.3	34	20 to 30	70.3	43	27.7
06/11/2022	11:00	0	3	45	82	53	7	0	0	0	0	0	0	0	0	0	0	0	0	0	0	190	27.9	33	25 to 35	71.1	60	31.6
06/11/2022	12:00	1	9	50	121	35	10	0	0	0	0	0	0	0	0	0	0	0	0	0	0	226	27.1	31.6	20 to 30	75.7	45	19.9
06/11/2022	13:00	1	10	66	86	36	8	2	0	0	0	0	0	0	0	0	0	0	0	0	0	209	26.7	32.1	20 to 30	72.7	46	22.0
06/11/2022	14:00	3	11	62	121	40	5	0	0	0	0	0	0	0	0	0	0	0	0	0	0	242	26.6	31.1	20 to 30	75.6	45	18.6
06/11/2022	15:00	0	3	38	81	29	5	1	1	0	0	0	0	0	0	0	0	0	0	0	0	158	27.5	32.1	20 to 30	75.3	36	22.8
06/11/2022	16:00	0	4	42	54	17	2	0	0	0	0	0	0	0	0	0	0	0	0	0	0	119	26.2	30.3	20 to 30	80.7	19	16.0
06/11/2022	17:00	0	10	42	90	32	7	0	0	0	0	0	0	0	0	0	0	0	0	0	0	181	27	31.9	20 to 30	72.9	39	21.5
06/11/2022	18:00	0	2	16	47	24	10	1	0	0	0	0	0	0	0	0	0	0	0	0	0	100	28.8	34.2	25 to 35	71.0	35	35.0
06/11/2022	19:00	0	0	9	32	15	4	0	0	0	0	0	0	0	0	0	0	0	0	0	0	60	28.6	33.3	25 to 35	78.3	19	31.7
06/11/2022	20:00	0	0	8	22	8	1	0	0	0	0	0	0	0	0	0	0	0	0	0	0	39	27.7	31.9	20 to 30	76.9	9	23.1
06/11/2022	21:00	0	0	3	12	7	3	1	1	0	0	0	0	0	0	0	0	0	0	0	0	27	30.5	36.7	25 to 35	70.4	12	44.4
06/11/2022	22:00	0	0	4	5	3	3	0	0	0	0	0	0	0	0	0	0	0	0	0	0	15	29	36.7	20 to 30	60.0	6	40.0
06/11/2022	23:00	1	0	0	4	3	1	0	0	0	0	0	0	0	0	0	0	0	0	0	0	9	28.3	35	25 to 35	77.8	4	44.4
24 Hr Summary		7	62	465	915	383	97	15	4	0	0	0	0	0	0	0	0	0	0	0	0	1948	27.5	32.7	20 to 30	70.8	499	25.6

Outgoing Histogram

A170 outward 2023

from Wed-Nov-02-2022-12-00-AM to Sat-Feb-18-2023-11-59-PM

Date	Starting Hr:min	<15	15 to <20	20 to <25	25 to <30	30 to <35	35 to <40	40 to <45	45 to <50	50 to <55	55 to <60	60 to <65	65 to <70	70 to <75	75 to <80	80 to <85	85 to <90	90 to <95	95 to <100	100 to >105	Total Counts	Avg Speed (MPH)	85pet Speed	10MPH Pace	% in pace	# of Speeders	% Speeders	
07/11/2022	00:00	0	0	0	0	3	0	0	1	0	0	0	0	0	0	0	0	0	0	0	0	4	35.8	35	25 to 35	75.0	4	100.0
07/11/2022	01:00	0	0	0	0	0	1	0	2	0	0	0	0	0	0	0	0	0	0	0	0	3	43.7	50	40 to 50	66.7	3	100.0
07/11/2022	02:00	0	0	0	1	0	1	0	0	0	0	0	0	0	0	0	0	0	0	0	0	2	32	40	20 to 30	50.0	1	50.0
07/11/2022	03:00	0	0	0	0	2	2	2	0	0	0	0	0	0	0	0	0	0	0	0	0	6	37.3	42.5	30 to 40	66.7	6	100.0
07/11/2022	04:00	0	0	2	1	3	0	1	0	0	0	0	0	0	0	0	0	0	0	0	0	7	30.1	35	25 to 35	57.1	4	57.1
07/11/2022	05:00	0	2	0	5	5	6	1	0	0	0	0	0	0	0	0	0	0	0	0	0	19	31.5	38.3	30 to 40	57.9	12	63.2
07/11/2022	06:00	0	0	4	15	9	11	3	0	0	0	0	0	0	0	0	0	0	0	0	0	42	31.7	38.6	25 to 35	57.1	23	54.8
07/11/2022	07:00	1	6	24	47	30	5	4	0	0	0	0	0	0	0	0	0	0	0	0	0	117	28	33.5	25 to 35	65.8	39	33.3
07/11/2022	08:00	0	11	62	134	27	5	1	0	0	0	0	0	0	0	0	0	0	0	0	0	240	26.6	29.9	20 to 30	81.7	33	13.8
07/11/2022	09:00	1	14	86	123	30	12	1	0	0	1	0	0	0	0	0	0	0	0	0	0	268	26.5	30.7	20 to 30	78.0	44	16.4
07/11/2022	10:00	2	5	52	113	35	5	2	0	0	0	0	0	0	0	0	0	0	0	0	0	214	27.1	31.4	20 to 30	77.1	42	19.6
07/11/2022	11:00	0	12	50	119	43	12	1	0	0	0	0	0	0	0	0	0	0	0	0	0	237	27.4	32.3	20 to 30	71.3	56	23.6
07/11/2022	12:00	2	18	55	103	49	11	1	0	0	0	0	0	0	0	0	0	0	0	0	0	239	27	32.6	20 to 30	66.1	61	25.5
07/11/2022	13:00	1	12	42	97	39	14	3	1	0	0	0	0	0	0	0	0	0	0	0	0	209	27.7	33.3	20 to 30	66.5	57	27.3
07/11/2022	14:00	1	6	38	112	43	11	3	0	0	0	0	0	0	0	0	0	0	0	0	0	214	28	32.9	25 to 35	72.4	57	26.6
07/11/2022	15:00	0	9	43	112	52	9	1	0	0	0	0	0	0	0	0	0	0	0	0	0	226	27.7	32.7	25 to 35	72.6	62	27.4
07/11/2022	16:00	1	17	68	127	39	12	2	0	0	0	0	0	0	0	0	0	0	0	0	0	266	26.8	31.7	20 to 30	73.3	53	19.9
07/11/2022	17:00	2	11	56	106	44	8	0	0	0	0	0	0	0	0	0	0	0	0	0	0	227	26.9	32	20 to 30	71.4	52	22.9
07/11/2022	18:00	0	4	32	70	25	5	1	0	0	0	0	0	0	0	0	0	0	0	0	0	137	27.4	32	20 to 30	74.5	31	22.6
07/11/2022	19:00	2	1	17	40	18	6	0	0	0	0	0	0	0	0	0	0	0	0	0	0	84	27.8	33.1	25 to 35	69.0	24	28.6
07/11/2022	20:00	1	0	3	15	14	4	1	0	0	0	0	0	0	0	0	0	0	0	0	0	38	29.9	34.6	25 to 35	76.3	19	50.0
07/11/2022	21:00	0	0	7	8	7	1	1	1	0	0	0	0	0	0	0	0	0	0	0	0	25	29.1	34.3	20 to 30	60.0	10	40.0
07/11/2022	22:00	1	0	3	5	3	3	0	1	0	0	0	0	0	0	0	0	0	0	0	0	16	29.4	38.3	20 to 30	50.0	7	43.8
07/11/2022	23:00	0	0	2	1	3	0	0	1	0	0	0	0	0	0	0	0	0	0	0	0	7	30.6	35	25 to 35	57.1	4	57.1
24 Hr Summary		15	128	646	1354	523	144	29	7	0	1	0	0	0	0	0	0	0	0	0	0	2847	27.4	32.6	20 to 30	70.2	704	24.7

Outgoing Histogram

A170 outward 2023

from Wed-Nov-02-2022-12-00-AM to Sat-Feb-18-2023-11-59-PM

Date	Starting Hr:min	<15	15 to <20	20 to <25	25 to <30	30 to <35	35 to <40	40 to <45	45 to <50	50 to <55	55 to <60	60 to <65	65 to <70	70 to <75	75 to <80	80 to <85	85 to <90	90 to <95	95 to <100	100 to >105	Total Counts	Avg Speed (MPH)	85pct Speed	10MPH Pace	% in pace	# of Speeders	% Speeders	
08/11/2022	00:00	0	0	1	1	0	2	0	0	0	0	0	0	0	0	0	0	0	0	0	0	4	30.8	37.5	20 to 30	50.0	2	50.0
08/11/2022	01:00	0	1	0	0	1	1	0	0	0	0	0	0	0	0	0	0	0	0	0	0	3	28.7	40	30 to 40	66.7	2	66.7
08/11/2022	02:00	0	0	1	1	1	1	1	0	0	0	0	0	0	0	0	0	0	0	0	0	5	32	40	20 to 30	40.0	3	60.0
08/11/2022	03:00	0	0	0	0	0	1	0	0	0	0	0	0	0	0	0	0	0	0	0	0	1	37	40	30 to 40	100.0	1	100.0
08/11/2022	04:00	0	0	1	0	2	0	0	0	0	0	0	0	0	0	0	0	0	0	0	0	3	29	35	25 to 35	66.7	2	66.7
08/11/2022	05:00	1	0	1	3	6	3	2	0	0	0	0	0	0	0	0	0	0	0	0	0	16	31.6	40	25 to 35	56.3	11	68.8
08/11/2022	06:00	1	0	3	15	8	9	0	2	0	0	0	0	0	0	0	0	0	0	0	0	38	31.1	37.8	25 to 35	60.5	19	50.0
08/11/2022	07:00	1	9	28	61	32	6	3	0	0	0	0	0	0	0	0	0	0	0	0	0	140	27.6	33.1	25 to 35	66.4	41	29.3
08/11/2022	08:00	2	16	73	112	32	6	1	0	0	0	0	0	0	0	0	0	0	0	0	0	242	26.1	30.5	20 to 30	76.4	39	16.1
08/11/2022	09:00	2	21	75	127	28	14	1	0	0	0	0	0	0	0	0	0	0	0	0	0	268	26.3	30.5	20 to 30	75.4	43	16.0
08/11/2022	10:00	1	14	65	86	29	8	3	0	0	0	0	0	0	0	0	0	0	0	0	0	206	26.4	31.6	20 to 30	73.3	40	19.4
08/11/2022	11:00	1	12	65	121	33	4	2	0	0	0	0	0	0	0	0	0	0	0	0	0	238	26.5	30.5	20 to 30	78.2	39	16.4
08/11/2022	12:00	2	6	27	101	45	13	2	0	0	0	0	0	0	0	0	0	0	0	0	0	196	28.3	33.4	25 to 35	74.5	60	30.6
08/11/2022	13:00	1	4	46	88	28	2	2	1	0	0	0	0	0	0	0	0	0	0	0	0	172	27	31.2	20 to 30	77.9	33	19.2
08/11/2022	14:00	2	7	46	87	33	7	0	0	0	0	0	0	0	0	0	0	0	0	0	0	182	26.9	32	20 to 30	73.1	40	22.0
08/11/2022	15:00	0	11	56	96	35	11	1	1	1	0	0	0	0	0	0	0	0	0	0	0	212	27.3	32.4	20 to 30	71.7	49	23.1
08/11/2022	16:00	0	10	82	121	53	7	4	0	0	0	0	0	0	0	0	0	0	0	0	0	277	27.1	32.1	20 to 30	73.3	64	23.1
08/11/2022	17:00	0	10	81	93	35	11	0	0	0	0	0	0	0	0	0	0	0	0	0	0	230	26.5	31.7	20 to 30	75.7	46	20.0
08/11/2022	18:00	2	5	24	45	33	5	1	0	0	0	0	0	0	0	0	0	0	0	0	0	115	27.7	33.3	25 to 35	67.8	39	33.9
08/11/2022	19:00	0	3	17	39	14	2	1	0	0	0	0	0	0	0	0	0	0	0	0	0	76	27.3	32.1	20 to 30	73.7	17	22.4
08/11/2022	20:00	0	0	7	19	18	1	3	0	0	0	0	0	0	0	0	0	0	0	0	0	48	29.7	34.2	25 to 35	77.1	22	45.8
08/11/2022	21:00	0	0	2	17	7	5	0	0	0	0	0	0	0	0	0	0	0	0	0	0	31	29.8	35	25 to 35	77.4	12	38.7
08/11/2022	22:00	0	0	2	9	6	3	2	0	0	0	0	0	0	0	0	0	0	0	0	0	22	30.9	38.3	25 to 35	68.2	11	50.0
08/11/2022	23:00	0	0	2	3	3	3	0	0	0	0	0	0	0	0	0	0	0	0	0	0	11	30.4	36.7	25 to 35	54.5	6	54.5
24 Hr Summary		16	129	705	1245	482	125	29	4	1	0	0	0	0	0	0	0	0	0	0	0	2736	27.1	32.4	20 to 30	71.3	641	23.4

Outgoing Histogram

A170 outward 2023

from Wed-Nov-02-2022-12-00-AM to Sat-Feb-18-2023-11-59-PM

Date	Starting Hr:min	<15	15 to <20	20 to <25	25 to <30	30 to <35	35 to <40	40 to <45	45 to <50	50 to <55	55 to <60	60 to <65	65 to <70	70 to <75	75 to <80	80 to <85	85 to <90	90 to <95	95 to <100	100 to >105	Total Counts	Avg Speed (MPH)	85pet Speed	10MPH Pace	% in pace	# of Speeders	% Speeders	
09/11/2022	00:00	0	0	1	0	0	1	0	0	0	0	0	0	0	0	0	0	0	0	0	0	2	29.5	40	15 to 25	50.0	1	50.0
09/11/2022	01:00	0	0	0	0	2	0	0	1	0	0	0	0	0	0	0	0	0	0	0	0	3	37	50	25 to 35	66.7	3	100.0
09/11/2022	02:00	0	0	1	0	1	2	0	1	0	0	0	0	0	0	0	0	0	0	0	0	5	35.2	40	30 to 40	60.0	4	80.0
09/11/2022	03:00	0	0	1	0	1	0	0	0	0	0	0	0	0	0	0	0	0	0	0	0	2	27	35	15 to 25	50.0	1	50.0
09/11/2022	04:00	0	0	0	2	2	2	1	1	0	0	0	0	0	0	0	0	0	0	0	0	8	35.4	45	25 to 35	50.0	6	75.0
09/11/2022	05:00	2	2	2	2	5	7	2	0	0	0	0	0	0	0	0	0	0	0	0	0	22	30.3	39.3	30 to 40	54.5	14	63.6
09/11/2022	06:00	1	3	6	13	6	7	5	0	0	0	0	0	0	0	0	0	0	0	0	0	41	29.8	39.3	20 to 30	46.3	18	43.9
09/11/2022	07:00	2	3	24	54	31	4	3	0	0	0	0	0	0	0	0	0	0	0	0	0	121	27.9	33.2	25 to 35	70.2	38	31.4
09/11/2022	08:00	0	13	64	109	46	11	1	0	0	0	0	0	0	0	0	0	0	0	0	0	244	27.1	32.3	20 to 30	70.9	58	23.8
09/11/2022	09:00	2	10	87	168	41	8	2	0	0	0	0	0	0	0	0	0	0	0	0	0	318	26.7	30.4	20 to 30	80.2	51	16.0
09/11/2022	10:00	2	7	57	124	37	10	2	0	0	0	0	0	0	0	0	0	0	0	0	0	239	27.2	31.8	20 to 30	75.7	49	20.5
09/11/2022	11:00	1	6	51	132	35	5	0	0	0	0	0	0	0	0	0	0	0	0	0	0	230	27	30.9	20 to 30	79.6	40	17.4
09/11/2022	12:00	0	12	37	83	34	6	1	0	0	0	0	0	0	0	0	0	0	0	0	0	173	27.1	32.2	20 to 30	69.4	41	23.7
09/11/2022	13:00	2	6	40	83	50	12	1	0	0	0	0	0	0	0	0	0	0	0	0	0	194	28	33.4	25 to 35	68.6	63	32.5
09/11/2022	14:00	3	8	41	88	35	12	4	1	0	0	0	0	0	0	0	0	0	0	0	0	192	27.7	33.3	20 to 30	67.2	52	27.1
09/11/2022	15:00	0	6	59	88	43	9	0	0	1	0	0	0	0	0	0	0	0	0	0	0	206	27.3	32.6	20 to 30	71.4	53	25.7
09/11/2022	16:00	2	17	57	153	42	8	0	0	0	0	0	0	0	0	0	0	0	0	0	0	279	26.8	31	20 to 30	75.3	50	17.9
09/11/2022	17:00	0	9	63	110	34	6	2	0	0	0	0	0	0	0	0	0	0	0	0	0	224	26.8	31.2	20 to 30	77.2	42	18.8
09/11/2022	18:00	1	4	33	65	22	5	0	0	0	0	0	0	0	0	0	0	0	0	0	0	130	27	31.6	20 to 30	75.4	27	20.8
09/11/2022	19:00	1	4	14	44	13	4	1	0	0	0	0	0	0	0	0	0	0	0	0	0	81	27.4	32.3	20 to 30	71.6	18	22.2
09/11/2022	20:00	1	1	5	10	17	3	0	0	0	0	0	0	0	0	0	0	0	0	0	0	37	29.1	34.1	25 to 35	73.0	20	54.1
09/11/2022	21:00	2	0	4	19	8	3	2	0	0	0	0	0	0	0	0	0	0	0	0	0	38	28.7	34.4	25 to 35	71.1	13	34.2
09/11/2022	22:00	0	0	1	14	6	2	0	0	0	0	0	0	0	0	0	0	0	0	0	0	23	29.3	34.2	25 to 35	87.0	8	34.8
09/11/2022	23:00	0	0	1	3	6	5	0	0	0	0	0	0	0	0	0	0	0	0	0	0	15	32.3	38	30 to 40	73.3	11	73.3
24 Hr Summary		22	111	649	1364	517	132	27	4	1	0	0	0	0	0	0	0	0	0	0	2827	27.4	32.5	20 to 30	71.2	681	24.1	

Outgoing Histogram

A170 outward 2023

from Wed-Nov-02-2022-12-00-AM to Sat-Feb-18-2023-11-59-PM

Date	Starting Hr:min	<15	15 to <20	20 to <25	25 to <30	30 to <35	35 to <40	40 to <45	45 to <50	50 to <55	55 to <60	60 to <65	65 to <70	70 to <75	75 to <80	80 to <85	85 to <90	90 to <95	95 to <100	100 to >105	Total Counts	Avg Speed (MPH)	85pct Speed	10MPH Pace	% in pace	# of Speeders	% Speeders	
10/11/2022	00:00	0	0	0	1	1	3	0	0	0	0	0	0	0	0	0	0	0	0	0	0	5	34.2	38.3	30 to 40	80.0	4	80.0
10/11/2022	01:00	0	0	0	0	1	0	0	0	0	0	0	0	0	0	0	0	0	0	0	0	1	32	35	25 to 35	100.0	1	100.0
10/11/2022	02:00	0	0	0	0	2	1	2	1	0	0	0	0	0	0	0	0	0	0	0	0	6	38.8	45	30 to 40	50.0	6	100.0
10/11/2022	03:00	0	0	0	1	3	1	2	0	0	0	0	0	0	0	0	0	0	0	0	0	7	35.1	42.5	25 to 35	57.1	6	85.7
10/11/2022	04:00	0	1	0	2	0	4	1	0	0	0	0	0	0	0	0	0	0	0	0	0	8	32.9	40	35 to 45	62.5	5	62.5
10/11/2022	05:00	0	0	1	5	3	3	2	0	0	0	0	0	0	0	0	0	0	0	0	0	14	32.2	40	25 to 35	57.1	8	57.1
10/11/2022	06:00	1	0	1	11	6	13	2	1	1	0	0	0	0	0	0	0	0	0	0	0	36	33.3	39.6	30 to 40	52.8	23	63.9
10/11/2022	07:00	1	5	23	64	30	14	4	1	0	0	0	0	0	0	0	0	0	0	0	0	142	28.8	34.7	25 to 35	66.2	49	34.5
10/11/2022	08:00	1	13	62	135	26	10	1	0	0	0	0	0	0	0	0	0	0	0	0	0	248	26.6	30	20 to 30	79.4	37	14.9
10/11/2022	09:00	1	18	92	145	43	12	1	1	0	0	0	0	0	0	0	0	0	0	0	0	313	26.6	31.2	20 to 30	75.7	57	18.2
10/11/2022	10:00	2	12	60	114	48	15	0	0	0	0	0	0	0	0	0	0	0	0	0	0	251	27.2	32.6	20 to 30	69.3	63	25.1
10/11/2022	11:00	2	11	68	104	34	11	2	0	0	0	0	0	0	0	0	0	0	0	0	0	232	26.7	31.8	20 to 30	74.1	47	20.3
10/11/2022	12:00	3	7	37	108	54	12	1	0	0	0	0	0	0	0	0	0	0	0	0	0	222	27.9	33.1	25 to 35	73.0	67	30.2
10/11/2022	13:00	0	5	29	82	40	14	0	0	0	0	0	0	0	0	0	0	0	0	0	0	170	28.3	33.5	25 to 35	71.8	54	31.8
10/11/2022	14:00	0	10	61	124	35	9	2	0	0	0	0	0	0	0	0	0	0	0	0	0	241	27	31.4	20 to 30	76.8	46	19.1
10/11/2022	15:00	0	17	57	99	62	10	4	0	0	0	0	0	0	0	0	0	0	0	0	0	249	27.5	33.1	25 to 35	64.7	76	30.5
10/11/2022	16:00	1	12	86	166	48	18	0	0	1	0	0	0	0	0	0	0	0	0	0	0	332	27.1	31.8	20 to 30	75.9	67	20.2
10/11/2022	17:00	2	4	54	111	47	11	0	0	0	0	0	0	0	0	0	0	0	0	0	0	229	27.5	32.6	20 to 30	72.1	58	25.3
10/11/2022	18:00	0	4	33	93	47	7	1	0	0	0	0	0	0	0	0	0	0	0	0	0	185	28.1	32.9	25 to 35	75.7	55	29.7
10/11/2022	19:00	2	3	14	44	20	6	3	0	0	0	0	0	0	0	0	0	0	0	0	0	92	28.2	33.8	25 to 35	69.6	29	31.5
10/11/2022	20:00	0	2	15	39	19	9	2	0	0	0	0	0	0	0	0	0	0	0	0	0	86	28.8	34.5	25 to 35	67.4	30	34.9
10/11/2022	21:00	1	3	6	18	7	2	1	0	0	0	0	0	0	0	0	0	0	0	0	0	38	27.2	32.9	25 to 35	65.8	10	26.3
10/11/2022	22:00	0	0	2	5	9	3	1	0	0	0	0	0	0	0	0	0	0	0	0	0	20	31.3	36.7	25 to 35	70.0	13	65.0
10/11/2022	23:00	0	0	0	9	3	2	0	0	0	0	0	0	0	0	0	0	0	0	0	0	14	29.7	35	25 to 35	85.7	5	35.7
24 Hr Summary		17	127	701	1480	588	190	32	4	2	0	0	0	0	0	0	0	0	0	0	0	3141	27.6	32.9	20 to 30	69.4	816	26.0

Outgoing Histogram

A170 outward 2023

from Wed-Nov-02-2022-12-00-AM to Sat-Feb-18-2023-11-59-PM

Date	Starting Hr:min	<15	15 to <20	20 to <25	25 to <30	30 to <35	35 to <40	40 to <45	45 to <50	50 to <55	55 to <60	60 to <65	65 to <70	70 to <75	75 to <80	80 to <85	85 to <90	90 to <95	95 to <100	100 to >105	Total Counts	Avg Speed (MPH)	85pet Speed	10MPH Pace	% in pace	# of Speeders	% Speeders	
11/11/2022	00:00	0	0	1	3	3	2	0	0	0	0	0	0	0	0	0	0	0	0	0	0	9	30.6	37.5	25 to 35	66.7	5	55.6
11/11/2022	01:00	0	0	0	2	1	1	0	0	0	0	0	0	0	0	0	0	0	0	0	0	4	31	35	25 to 35	75.0	2	50.0
11/11/2022	02:00	0	0	0	1	1	1	0	0	0	0	0	0	0	0	0	0	0	0	0	0	3	32	40	25 to 35	66.7	2	66.7
11/11/2022	03:00	0	0	0	1	1	2	1	0	1	0	0	0	0	0	0	0	0	0	0	0	6	37.8	45	30 to 40	50.0	5	83.3
11/11/2022	04:00	0	0	0	2	1	1	1	1	0	0	0	0	0	0	0	0	0	0	0	0	6	35.3	45	25 to 35	50.0	4	66.7
11/11/2022	05:00	0	0	0	4	2	4	1	1	0	0	0	0	0	0	0	0	0	0	0	0	12	34.3	40	25 to 35	50.0	8	66.7
11/11/2022	06:00	1	3	7	10	10	6	2	2	0	0	0	0	0	0	0	0	0	0	0	0	41	29.8	38.3	25 to 35	48.8	20	48.8
11/11/2022	07:00	2	6	23	79	40	8	4	1	0	0	0	0	0	0	0	0	0	0	0	0	163	28.4	33.6	25 to 35	73.0	53	32.5
11/11/2022	08:00	2	7	71	122	48	8	2	1	0	0	0	0	0	0	0	0	0	0	0	0	261	27.1	32.1	20 to 30	73.9	59	22.6
11/11/2022	09:00	3	12	76	145	44	13	0	1	1	0	0	0	0	0	0	0	0	0	0	0	295	27	31.7	20 to 30	74.9	59	20.0
11/11/2022	10:00	2	13	79	142	50	11	1	0	0	0	0	0	0	0	0	0	0	0	0	0	298	26.9	31.7	20 to 30	74.2	62	20.8
11/11/2022	11:00	4	7	65	142	59	7	2	1	0	0	0	0	0	0	0	0	0	0	0	0	287	27.3	32.2	20 to 30	72.1	69	24.0
11/11/2022	12:00	1	12	49	149	63	8	2	0	0	0	0	0	0	0	0	0	0	0	0	0	284	27.6	32.4	25 to 35	74.6	73	25.7
11/11/2022	13:00	1	9	64	121	41	11	3	0	0	0	0	0	0	0	0	0	0	0	0	0	250	27.2	32.1	20 to 30	74.0	55	22.0
11/11/2022	14:00	3	12	47	95	41	12	1	0	0	0	0	0	0	0	0	0	0	0	0	0	211	27.2	32.7	20 to 30	67.3	54	25.6
11/11/2022	15:00	0	10	55	123	55	3	3	1	0	0	0	0	0	0	0	0	0	0	0	0	250	27.5	32.2	20 to 30	71.2	62	24.8
11/11/2022	16:00	3	12	56	142	52	13	1	0	0	0	0	0	0	0	0	0	0	0	0	0	279	27.3	32.3	20 to 30	71.0	66	23.7
11/11/2022	17:00	0	10	61	125	42	6	2	0	0	0	0	0	0	0	0	0	0	0	0	0	246	27	31.5	20 to 30	75.6	50	20.3
11/11/2022	18:00	0	7	21	56	39	4	4	0	0	0	0	0	0	0	0	0	0	0	0	0	131	28.4	33.5	25 to 35	72.5	47	35.9
11/11/2022	19:00	2	4	11	33	14	6	2	0	0	0	0	0	0	0	0	0	0	0	0	0	72	27.9	33.9	25 to 35	65.3	22	30.6
11/11/2022	20:00	0	0	3	13	10	9	2	0	0	0	0	0	0	0	0	0	0	0	0	0	37	31.5	37.8	25 to 35	62.2	21	56.8
11/11/2022	21:00	1	1	4	19	5	7	4	0	0	0	0	0	0	0	0	0	0	0	0	0	41	30	38.6	25 to 35	58.5	16	39.0
11/11/2022	22:00	0	1	3	7	15	2	1	1	0	0	0	0	0	0	0	0	0	0	0	0	30	30.9	35	25 to 35	73.3	19	63.3
11/11/2022	23:00	0	0	2	12	7	5	2	0	0	0	0	0	0	0	0	0	0	0	0	0	28	31.1	38	25 to 35	67.9	14	50.0
24 Hr Summary		25	126	698	1548	644	150	41	10	2	0	0	0	0	0	0	0	0	0	0	0	3244	27.6	32.8	20 to 30	69.2	847	26.1



Outgoing Histogram

A170 outward 2023

from Wed-Nov-02-2022-12-00-AM to Sat-Feb-18-2023-11-59-PM

Date	Starting Hr:min	<15	15 to <20	20 to <25	25 to <30	30 to <35	35 to <40	40 to <45	45 to <50	50 to <55	55 to <60	60 to <65	65 to <70	70 to <75	75 to <80	80 to <85	85 to <90	90 to <95	95 to <100	100 to >105	Total Counts	Avg Speed (MPH)	85pet Speed	10MPH Pace	% in pace	# of Speeders	% Speeders	
12/11/2022	00:00	0	0	0	0	1	1	0	0	0	0	0	0	0	0	0	0	0	0	0	0	2	34.5	40	30 to 40	100.0	2	100.0
12/11/2022	01:00	0	0	0	0	0	1	0	1	0	0	0	0	0	0	0	0	0	0	0	0	2	42	50	30 to 40	50.0	2	100.0
12/11/2022	02:00	1	0	1	2	1	4	1	0	0	0	0	0	0	0	0	0	0	0	0	0	10	31.2	38.8	30 to 40	50.0	6	60.0
12/11/2022	03:00	0	0	0	1	3	0	0	0	0	0	0	0	0	0	0	0	0	0	0	0	4	31	33.3	25 to 35	100.0	3	75.0
12/11/2022	04:00	0	0	0	1	2	1	0	1	0	0	0	0	0	0	0	0	0	0	0	0	5	35	40	25 to 35	60.0	4	80.0
12/11/2022	05:00	0	1	0	2	0	1	1	0	0	0	0	0	0	0	0	0	0	0	0	0	5	30	40	20 to 30	40.0	2	40.0
12/11/2022	06:00	1	0	1	9	9	8	4	0	0	0	0	0	0	0	0	0	0	0	0	0	32	32.4	39.4	25 to 35	56.3	21	65.6
12/11/2022	07:00	0	3	6	30	13	6	1	1	1	0	0	0	0	0	0	0	0	0	0	0	61	29.4	35	25 to 35	70.5	22	36.1
12/11/2022	08:00	1	3	19	58	31	12	3	1	0	0	0	0	0	0	0	0	0	0	0	0	128	29	34.5	25 to 35	69.5	47	36.7
12/11/2022	09:00	0	11	41	100	31	15	1	0	0	0	0	0	0	0	0	0	0	0	0	0	199	27.5	32.7	20 to 30	70.9	47	23.6
12/11/2022	10:00	4	16	60	136	51	8	2	0	0	0	0	0	0	0	0	0	0	0	0	0	277	26.9	31.9	20 to 30	70.8	61	22.0
12/11/2022	11:00	2	15	81	128	40	9	1	0	0	0	0	0	0	0	0	0	0	0	0	0	276	26.5	31.1	20 to 30	75.7	50	18.1
12/11/2022	12:00	0	11	67	99	44	12	2	0	0	0	0	0	0	0	0	0	0	0	0	0	235	27.2	32.6	20 to 30	70.6	58	24.7
12/11/2022	13:00	2	9	45	104	39	14	2	2	0	0	0	0	0	0	0	0	0	0	0	0	217	27.7	33.1	20 to 30	68.7	57	26.3
12/11/2022	14:00	0	9	41	103	51	11	0	0	0	0	0	0	0	0	0	0	0	0	0	0	215	27.8	32.9	25 to 35	71.6	62	28.8
12/11/2022	15:00	2	7	59	109	47	8	2	1	0	0	0	0	0	0	0	0	0	0	0	0	235	27.3	32.4	20 to 30	71.5	58	24.7
12/11/2022	16:00	1	9	43	109	51	6	3	1	0	0	0	0	0	0	0	0	0	0	0	0	223	27.7	32.7	25 to 35	71.7	61	27.4
12/11/2022	17:00	1	12	27	91	31	15	1	0	0	0	0	0	0	0	0	0	0	0	0	0	178	27.7	33.2	25 to 35	68.5	47	26.4
12/11/2022	18:00	0	3	15	65	31	14	6	0	0	0	0	0	0	0	0	0	0	0	0	0	134	29.5	35	25 to 35	71.6	51	38.1
12/11/2022	19:00	2	3	14	36	21	4	3	0	0	0	0	0	0	0	0	0	0	0	0	0	83	28.1	33.8	25 to 35	68.7	28	33.7
12/11/2022	20:00	2	1	5	14	11	2	2	1	0	0	0	0	0	0	0	0	0	0	0	0	38	28.9	34.5	25 to 35	65.8	16	42.1
12/11/2022	21:00	0	3	6	14	7	2	2	0	0	0	0	0	0	0	0	0	0	0	0	0	34	28.1	34.3	25 to 35	61.8	11	32.4
12/11/2022	22:00	0	0	7	12	9	4	1	1	0	0	0	0	0	0	0	0	0	0	0	0	34	29.8	36.2	25 to 35	61.8	15	44.1
12/11/2022	23:00	0	0	4	6	4	1	0	0	1	0	0	0	0	0	0	0	0	0	0	0	16	29.4	35	20 to 30	62.5	6	37.5
24 Hr Summary		19	116	542	1229	528	159	38	10	2	0	0	0	0	0	0	0	0	0	0	2643	27.8	33.2	20 to 30	67.0	737	27.9	

Outgoing Histogram

A170 outward 2023

from Wed-Nov-02-2022-12-00-AM to Sat-Feb-18-2023-11-59-PM

Date	Starting Hr:min	<15	15 to <20	20 to <25	25 to <30	30 to <35	35 to <40	40 to <45	45 to <50	50 to <55	55 to <60	60 to <65	65 to <70	70 to <75	75 to <80	80 to <85	85 to <90	90 to <95	95 to <100	100 to >105	Total Counts	Avg Speed (MPH)	85pet Speed	10MPH Pace	% in pace	# of Speeders	% Speeders	
13/11/2022	00:00	0	0	2	2	1	3	2	1	0	0	0	0	0	0	0	0	0	0	0	0	11	34.1	42.5	35 to 45	45.5	7	63.6
13/11/2022	01:00	0	1	0	0	2	1	0	0	0	0	0	0	0	0	0	0	0	0	0	0	4	29.5	35	30 to 40	75.0	3	75.0
13/11/2022	02:00	0	0	0	0	0	1	0	0	1	0	0	0	0	0	0	0	0	0	0	0	2	44.5	55	30 to 40	50.0	2	100.0
13/11/2022	03:00	0	0	0	0	1	0	1	0	0	0	0	0	0	0	0	0	0	0	0	0	2	37	45	25 to 35	50.0	2	100.0
13/11/2022	04:00	0	0	0	2	2	2	1	0	0	0	0	0	0	0	0	0	0	0	0	0	7	33.7	40	25 to 35	57.1	5	71.4
13/11/2022	05:00	1	0	1	0	2	1	0	0	0	0	0	0	0	0	0	0	0	0	0	0	5	27	35	30 to 40	60.0	3	60.0
13/11/2022	06:00	0	0	1	5	0	2	0	0	0	0	0	0	0	0	0	0	0	0	0	0	8	29.1	37.5	20 to 30	75.0	2	25.0
13/11/2022	07:00	2	1	1	5	4	4	2	2	0	1	0	0	0	0	0	0	0	0	0	0	22	32.5	45	25 to 35	40.9	13	59.1
13/11/2022	08:00	0	2	8	31	14	13	1	0	0	0	0	0	0	0	0	0	0	0	0	0	69	29.7	36.5	25 to 35	65.2	28	40.6
13/11/2022	09:00	4	5	28	57	29	10	1	1	0	0	0	0	0	0	0	0	0	0	0	0	135	27.6	33.6	25 to 35	63.7	41	30.4
13/11/2022	10:00	3	10	54	98	31	12	1	0	0	0	0	0	0	0	0	0	0	0	0	0	209	26.9	32.1	20 to 30	72.7	44	21.1
13/11/2022	11:00	0	6	31	92	46	10	6	0	0	0	0	0	0	0	0	0	0	0	0	0	191	28.5	33.6	25 to 35	72.3	62	32.5
13/11/2022	12:00	2	7	33	90	40	14	3	1	0	0	0	0	0	0	0	0	0	0	0	0	190	28.2	33.8	25 to 35	68.4	58	30.5
13/11/2022	13:00	5	10	47	94	36	21	6	0	0	0	0	0	0	0	0	0	0	0	0	0	219	27.8	34.2	20 to 30	64.4	63	28.8
13/11/2022	14:00	1	7	32	87	49	22	3	1	0	0	0	0	0	0	0	0	0	0	0	0	202	28.9	34.6	25 to 35	67.3	75	37.1
13/11/2022	15:00	2	8	47	98	70	25	2	1	1	0	0	0	0	0	0	0	0	0	0	0	254	28.8	34.4	25 to 35	66.1	99	39.0
13/11/2022	16:00	3	13	34	105	35	20	5	0	0	0	0	0	0	0	0	0	0	0	0	0	215	28	34	25 to 35	65.1	60	27.9
13/11/2022	17:00	1	3	34	62	31	9	2	0	0	0	0	0	0	0	0	0	0	0	0	0	142	27.9	33.4	20 to 30	67.6	42	29.6
13/11/2022	18:00	2	0	14	31	29	12	2	1	0	0	0	0	0	0	0	0	0	0	0	0	91	29.8	35.4	25 to 35	65.9	44	48.4
13/11/2022	19:00	2	1	2	37	19	4	0	2	0	0	0	0	0	0	0	0	0	0	0	0	67	29.3	33.9	25 to 35	83.6	25	37.3
13/11/2022	20:00	0	2	5	11	8	9	2	0	0	0	0	0	0	0	0	0	0	0	0	0	37	30.5	37.8	25 to 35	51.4	19	51.4
13/11/2022	21:00	0	0	4	4	10	4	1	1	0	0	0	0	0	0	0	0	0	0	0	0	24	31.6	37.5	25 to 35	58.3	16	66.7
13/11/2022	22:00	0	0	3	5	4	1	0	0	0	0	0	0	0	0	0	0	0	0	0	0	13	28.5	33.8	25 to 35	69.2	5	38.5
13/11/2022	23:00	0	0	0	1	1	3	2	2	0	0	0	0	0	0	0	0	0	0	0	0	9	38.8	47.5	35 to 45	55.6	8	88.9
24 Hr Summary		28	76	381	917	464	203	43	13	2	1	0	0	0	0	0	0	0	0	0	2128	28.5	34.4	25 to 35	64.9	726	34.1	

Outgoing Histogram

A170 outward 2023

from Wed-Nov-02-2022-12-00-AM to Sat-Feb-18-2023-11-59-PM

Date	Starting Hr:min	<15	15 to <20	20 to <25	25 to <30	30 to <35	35 to <40	40 to <45	45 to <50	50 to <55	55 to <60	60 to <65	65 to <70	70 to <75	75 to <80	80 to <85	85 to <90	90 to <95	95 to <100	100 to >105	Total Counts	Avg Speed (MPH)	85pet Speed	10MPH Pace	% in pace	# of Speeders	% Speeders	
14/11/2022	00:00	0	0	1	0	4	3	1	1	0	0	0	0	0	0	0	0	0	0	0	0	10	35.2	40	30 to 40	70.0	9	90.0
14/11/2022	01:00	0	0	0	0	1	0	1	0	0	0	0	0	0	0	0	0	0	0	0	0	2	37	45	25 to 35	50.0	2	100.0
14/11/2022	02:00	0	0	0	0	1	2	2	0	0	0	0	0	0	0	0	0	0	0	0	0	5	38	42.5	35 to 45	80.0	5	100.0
14/11/2022	03:00	0	0	0	3	3	0	0	0	0	0	0	0	0	0	0	0	0	0	0	0	6	29.8	33.3	25 to 35	100.0	3	50.0
14/11/2022	04:00	0	2	0	1	3	6	0	0	0	0	0	0	0	0	0	0	0	0	0	0	12	31.9	38.3	30 to 40	75.0	9	75.0
14/11/2022	05:00	0	2	2	7	5	8	2	2	0	0	0	0	0	0	0	0	0	0	0	0	28	32.5	40	30 to 40	46.4	17	60.7
14/11/2022	06:00	1	1	5	13	14	11	9	0	0	0	0	0	0	0	0	0	0	0	0	0	54	32.3	40.6	25 to 35	50.0	34	63.0
14/11/2022	07:00	3	6	27	53	30	16	6	1	0	0	0	0	0	0	0	0	0	0	0	0	142	28.7	35.6	25 to 35	58.5	53	37.3
14/11/2022	08:00	5	12	76	122	38	12	2	0	1	1	0	0	0	0	0	0	0	0	0	0	269	26.8	31.8	20 to 30	73.6	54	20.1
14/11/2022	09:00	1	11	42	107	59	11	2	1	0	0	0	0	0	0	0	0	0	0	0	0	234	28	33.2	25 to 35	70.9	73	31.2
14/11/2022	10:00	2	13	47	106	56	16	1	0	0	0	0	0	0	0	0	0	0	0	0	0	241	27.7	33.3	25 to 35	67.2	73	30.3
14/11/2022	11:00	4	18	95	83	41	12	1	0	0	0	0	0	0	0	0	0	0	0	0	0	254	26	32	20 to 30	70.1	54	21.3
14/11/2022	12:00	3	17	62	105	35	5	1	0	0	0	0	0	0	0	0	0	0	0	0	0	228	26.2	31	20 to 30	73.2	41	18.0
14/11/2022	13:00	1	7	26	83	37	9	3	0	0	0	0	0	0	0	0	0	0	0	0	0	166	28.1	33.2	25 to 35	72.3	49	29.5
14/11/2022	14:00	2	5	43	87	33	12	2	0	0	0	0	0	0	0	0	0	0	0	0	0	184	27.6	32.9	20 to 30	70.7	47	25.5
14/11/2022	15:00	3	16	61	90	37	13	0	0	0	0	0	0	0	0	0	0	0	0	0	0	220	26.6	32.3	20 to 30	68.6	50	22.7
14/11/2022	16:00	3	10	80	142	39	8	0	0	0	0	0	0	0	0	0	0	0	0	0	0	282	26.5	30.6	20 to 30	78.7	47	16.7
14/11/2022	17:00	1	7	61	94	37	11	3	0	0	0	0	0	0	0	0	0	0	0	0	0	214	27.2	32.6	20 to 30	72.4	51	23.8
14/11/2022	18:00	1	4	31	59	26	6	2	1	0	0	0	0	0	0	0	0	0	0	0	0	130	27.7	32.9	20 to 30	69.2	35	26.9
14/11/2022	19:00	1	1	5	24	22	6	0	0	0	0	0	0	0	0	0	0	0	0	0	0	59	29.5	34.3	25 to 35	78.0	28	47.5
14/11/2022	20:00	0	1	6	23	11	5	2	0	0	0	0	0	0	0	0	0	0	0	0	0	48	29.4	35	25 to 35	70.8	18	37.5
14/11/2022	21:00	0	0	1	8	8	2	0	1	0	0	0	0	0	0	0	0	0	0	0	0	20	31	35	25 to 35	80.0	11	55.0
14/11/2022	22:00	0	0	1	9	2	5	2	0	0	0	0	0	0	0	0	0	0	0	0	0	19	31.7	39	25 to 35	57.9	9	47.4
14/11/2022	23:00	0	0	0	1	1	3	0	1	0	0	0	0	0	0	0	0	0	0	0	0	6	36.3	40	30 to 40	66.7	5	83.3
24 Hr Summary		31	133	672	1220	543	182	42	8	1	1	0	0	0	0	0	0	0	0	0	0	2833	27.5	33.2	20 to 30	66.8	777	27.4

Outgoing Histogram

A170 outward 2023

from Wed-Nov-02-2022-12-00-AM to Sat-Feb-18-2023-11-59-PM

Date	Starting Hr:min	<15	15 to <20	20 to <25	25 to <30	30 to <35	35 to <40	40 to <45	45 to <50	50 to <55	55 to <60	60 to <65	65 to <70	70 to <75	75 to <80	80 to <85	85 to <90	90 to <95	95 to <100	100 to >105	Total Counts	Avg Speed (MPH)	85pet Speed	10MPH Pace	% in pace	# of Speeders	% Speeders	
15/11/2022	00:00	0	0	1	1	1	0	0	0	0	0	0	0	0	0	0	0	0	0	0	0	3	27	35	20 to 30	66.7	1	33.3
15/11/2022	01:00	0	0	0	0	0	2	0	1	0	0	0	0	0	0	0	0	0	0	0	0	3	40.3	50	30 to 40	66.7	3	100.0
15/11/2022	02:00	0	0	0	0	0	1	1	2	0	0	0	0	0	0	0	0	0	0	0	0	4	43.5	47.5	40 to 50	75.0	4	100.0
15/11/2022	03:00	0	0	0	1	1	1	3	0	0	0	0	0	0	0	0	0	0	0	0	0	6	37.2	43.3	35 to 45	66.7	5	83.3
15/11/2022	04:00	0	0	1	3	1	2	1	0	0	0	0	0	0	0	0	0	0	0	0	0	8	31.5	40	20 to 30	50.0	4	50.0
15/11/2022	05:00	1	0	3	7	7	3	1	2	0	0	0	0	0	0	0	0	0	0	0	0	24	31	38.3	25 to 35	58.3	13	54.2
15/11/2022	06:00	0	0	3	15	14	11	3	0	0	0	0	0	0	0	0	0	0	0	0	0	46	32	38.2	25 to 35	63.0	28	60.9
15/11/2022	07:00	2	8	28	55	33	11	0	0	0	0	0	0	0	0	0	0	0	0	0	0	137	27.6	33.5	25 to 35	64.2	44	32.1
15/11/2022	08:00	0	9	58	101	32	4	1	0	0	0	0	0	0	0	0	0	0	0	0	0	205	26.7	30.9	20 to 30	77.6	37	18.0
15/11/2022	09:00	0	6	43	41	18	0	0	0	0	0	0	0	0	0	0	0	0	0	0	0	108	25.8	30.6	20 to 30	77.8	18	16.7
15/11/2022	10:00	0	12	32	36	11	2	0	0	0	0	0	0	0	0	0	0	0	0	0	0	93	25.3	29.9	20 to 30	73.1	13	14.0
15/11/2022	11:00	0	5	26	41	8	1	0	0	0	0	0	0	0	0	0	0	0	0	0	0	81	25.8	29.6	20 to 30	82.7	9	11.1
15/11/2022	12:00	2	6	26	31	15	3	1	0	0	0	0	0	0	0	0	0	0	0	0	0	84	26.2	32	20 to 30	67.9	19	22.6
15/11/2022	13:00	0	1	21	26	17	6	0	0	0	0	0	0	0	0	0	0	0	0	0	0	71	27.9	33.5	20 to 30	66.2	23	32.4
15/11/2022	14:00	0	2	22	37	13	3	0	0	0	0	0	0	0	0	0	0	0	0	0	0	77	27	31.5	20 to 30	76.6	16	20.8
15/11/2022	15:00	1	6	34	34	11	1	0	0	0	0	0	0	0	0	0	0	0	0	0	0	87	25.4	29.9	20 to 30	78.2	12	13.8
15/11/2022	16:00	0	4	49	75	19	5	1	0	0	0	0	0	0	0	0	0	0	0	0	0	153	26.6	30.5	20 to 30	81.0	25	16.3
15/11/2022	17:00	0	13	47	62	23	1	0	0	0	0	0	0	0	0	0	0	0	0	0	0	146	25.8	30.4	20 to 30	74.7	24	16.4
15/11/2022	18:00	0	1	13	40	20	4	2	1	0	0	0	0	0	0	0	0	0	0	0	0	81	28.8	33.8	25 to 35	74.1	27	33.3
15/11/2022	19:00	1	0	11	21	9	5	2	0	0	0	0	0	0	0	0	0	0	0	0	0	49	28.5	35	20 to 30	65.3	16	32.7
15/11/2022	20:00	0	2	4	10	8	1	2	0	0	0	0	0	0	0	0	0	0	0	0	0	27	28.7	34.4	25 to 35	66.7	11	40.7
15/11/2022	21:00	0	1	2	20	5	0	0	0	0	0	0	0	0	0	0	0	0	0	0	0	28	27.6	31	25 to 35	89.3	5	17.9
15/11/2022	22:00	0	0	2	9	5	1	0	0	0	0	0	0	0	0	0	0	0	0	0	0	17	28.8	33	25 to 35	82.4	6	35.3
15/11/2022	23:00	0	0	1	4	1	1	0	0	0	0	0	0	0	0	0	0	0	0	0	0	7	28.7	35	20 to 30	71.4	2	28.6
24 Hr Summary		7	76	427	670	272	69	18	6	0	0	0	0	0	0	0	0	0	0	0	0	1545	27.1	32.4	20 to 30	71.0	365	23.6

Outgoing Histogram

A170 outward 2023

from Wed-Nov-02-2022-12-00-AM to Sat-Feb-18-2023-11-59-PM

Date	Starting Hr:min	<15	15 to <20	20 to <25	25 to <30	30 to <35	35 to <40	40 to <45	45 to <50	50 to <55	55 to <60	60 to <65	65 to <70	70 to <75	75 to <80	80 to <85	85 to <90	90 to <95	95 to <100	100 to >105	Total Counts	Avg Speed (MPH)	85pet Speed	10MPH Pace	% in pace	# of Speeders	% Speeders	
16/11/2022	00:00	0	0	1	0	0	0	0	0	0	0	0	0	0	0	0	0	0	0	0	0	1	22	25	15 to 25	100.0	*	*
16/11/2022	01:00	0	0	0	0	0	0	0	0	0	0	0	0	0	0	0	0	0	0	0	0	0	0	0	*	*	*	*
16/11/2022	02:00	0	0	0	1	1	0	0	0	0	0	0	0	0	0	0	0	0	0	0	0	2	29.5	35	25 to 35	100.0	1	50.0
16/11/2022	03:00	0	0	0	0	1	0	0	0	1	0	0	0	0	0	0	0	0	0	0	0	2	42	55	25 to 35	50.0	2	100.0
16/11/2022	04:00	0	0	0	0	3	3	1	1	0	0	0	0	0	0	0	0	0	0	0	0	8	37.1	45	30 to 40	75.0	8	100.0
16/11/2022	05:00	0	0	3	5	4	5	2	0	0	0	0	0	0	0	0	0	0	0	0	0	19	31.7	39	25 to 35	47.4	11	57.9
16/11/2022	06:00	0	2	3	19	10	13	1	0	0	0	0	0	0	0	0	0	0	0	0	0	48	30.7	37.7	25 to 35	60.4	24	50.0
16/11/2022	07:00	0	2	22	51	27	12	2	1	0	0	0	0	0	0	0	0	0	0	0	0	117	28.9	34.4	25 to 35	66.7	42	35.9
16/11/2022	08:00	4	10	73	117	41	12	0	2	0	0	0	0	0	0	0	0	0	0	0	0	259	26.8	32	20 to 30	73.4	55	21.2
16/11/2022	09:00	3	11	95	118	43	13	0	0	0	0	0	0	0	0	0	0	0	0	0	0	283	26.5	31.6	20 to 30	75.3	56	19.8
16/11/2022	10:00	2	13	49	95	33	5	1	0	0	0	0	0	0	0	0	0	0	0	0	0	198	26.6	31.4	20 to 30	72.7	39	19.7
16/11/2022	11:00	4	6	57	126	32	7	2	0	0	0	0	0	0	0	0	0	0	0	0	0	234	26.9	30.9	20 to 30	78.2	41	17.5
16/11/2022	12:00	1	11	66	100	37	8	1	0	0	0	0	0	0	0	0	0	0	0	0	0	224	26.7	31.6	20 to 30	74.1	46	20.5
16/11/2022	13:00	2	5	52	111	46	8	5	0	0	0	0	0	0	0	0	0	0	0	0	0	229	27.7	32.7	20 to 30	71.2	59	25.8
16/11/2022	14:00	3	4	40	82	26	13	0	0	0	0	0	0	0	0	0	0	0	0	0	0	168	27.3	32.7	20 to 30	72.6	39	23.2
16/11/2022	15:00	2	19	54	81	31	5	0	0	0	0	0	0	0	0	0	0	0	0	0	0	192	26	31.1	20 to 30	70.3	36	18.8
16/11/2022	16:00	0	11	69	91	25	8	1	0	0	0	0	0	0	0	0	0	0	0	0	0	205	26.3	30.6	20 to 30	78.0	34	16.6
16/11/2022	17:00	2	6	50	100	26	4	0	2	0	0	0	0	0	0	0	0	0	0	0	0	190	26.8	30.8	20 to 30	78.9	32	16.8
16/11/2022	18:00	1	3	35	51	26	3	0	0	0	0	0	0	0	0	0	0	0	0	0	0	119	26.9	32.1	20 to 30	72.3	29	24.4
16/11/2022	19:00	3	4	29	51	14	4	0	0	0	0	0	0	0	0	0	0	0	0	0	0	105	26.3	30.7	20 to 30	76.2	18	17.1
16/11/2022	20:00	0	2	4	23	7	2	1	0	0	0	0	0	0	0	0	0	0	0	0	0	39	28.2	32.9	25 to 35	76.9	10	25.6
16/11/2022	21:00	0	2	5	18	7	1	0	0	0	0	0	0	0	0	0	0	0	0	0	0	33	27.4	32.1	25 to 35	75.8	8	24.2
16/11/2022	22:00	0	0	0	4	4	1	4	0	0	0	0	0	0	0	0	0	0	0	0	0	13	34.2	42.5	25 to 35	61.5	9	69.2
16/11/2022	23:00	0	0	1	3	1	0	0	0	0	0	0	0	0	0	0	0	0	0	0	0	5	27.2	30	20 to 30	80.0	1	20.0
24 Hr Summary		27	111	708	1247	445	127	21	6	1	0	0	0	0	0	0	0	0	0	0	0	2693	27.1	32.2	20 to 30	72.6	600	22.3

Outgoing Histogram

A170 outward 2023

from Wed-Nov-02-2022-12-00-AM to Sat-Feb-18-2023-11-59-PM

Date	Starting Hr:min	<15	15 to <20	20 to <25	25 to <30	30 to <35	35 to <40	40 to <45	45 to <50	50 to <55	55 to <60	60 to <65	65 to <70	70 to <75	75 to <80	80 to <85	85 to <90	90 to <95	95 to <100	100 to >105	Total Counts	Avg Speed (MPH)	85pet Speed	10MPH Pace	% in pace	# of Speeders	% Speeders	
17/11/2022	00:00	0	0	0	1	1	0	0	1	0	0	0	0	0	0	0	0	0	0	0	0	3	35.3	50	25 to 35	66.7	2	66.7
17/11/2022	01:00	0	0	0	0	0	0	0	0	0	0	0	0	0	0	0	0	0	0	0	0	0	0	*	*	*	*	
17/11/2022	02:00	0	1	1	0	1	0	0	0	0	0	0	0	0	0	0	0	0	0	0	0	3	23.7	35	15 to 25	66.7	1	33.3
17/11/2022	03:00	0	0	0	0	2	1	3	0	0	0	0	0	0	0	0	0	0	0	0	0	6	37.8	43.3	35 to 45	66.7	6	100.0
17/11/2022	04:00	0	0	0	0	2	2	0	0	0	0	0	0	0	0	0	0	0	0	0	0	4	34.5	37.5	30 to 40	100.0	4	100.0
17/11/2022	05:00	0	1	0	4	3	1	3	0	0	0	0	0	0	0	0	0	0	0	0	0	12	32.2	41.7	25 to 35	58.3	7	58.3
17/11/2022	06:00	0	0	4	4	2	3	1	0	0	0	0	0	0	0	0	0	0	0	0	0	14	29.7	38.3	20 to 30	57.1	6	42.9
17/11/2022	07:00	0	2	24	35	12	2	0	0	0	0	0	0	0	0	0	0	0	0	0	0	75	26.6	31.2	20 to 30	78.7	14	18.7
17/11/2022	08:00	0	9	58	56	16	3	0	0	0	0	0	0	0	0	0	0	0	0	0	0	142	25.5	29.8	20 to 30	80.3	19	13.4
17/11/2022	09:00	0	8	47	49	16	8	2	0	0	0	0	0	0	0	0	0	0	0	0	0	130	26.5	31.9	20 to 30	73.8	26	20.0
17/11/2022	10:00	0	5	38	44	13	2	1	0	0	0	0	0	0	0	0	0	0	0	0	0	103	26.1	30.4	20 to 30	79.6	16	15.5
17/11/2022	11:00	1	7	42	73	27	3	2	0	0	0	0	0	0	0	0	0	0	0	0	0	155	26.8	31.7	20 to 30	74.2	32	20.6
17/11/2022	12:00	1	3	39	54	20	6	0	0	0	0	0	0	0	0	0	0	0	0	0	0	123	26.8	32	20 to 30	75.6	26	21.1
17/11/2022	13:00	0	5	25	62	27	7	1	0	0	0	0	0	0	0	0	0	0	0	0	0	127	27.8	33	25 to 35	70.1	35	27.6
17/11/2022	14:00	0	7	27	38	12	4	0	0	0	0	0	0	0	0	0	0	0	0	0	0	88	26.3	31.2	20 to 30	73.9	16	18.2
17/11/2022	15:00	0	5	37	51	17	2	1	1	1	0	0	0	0	0	0	0	0	0	0	0	115	26.8	31.5	20 to 30	76.5	22	19.1
17/11/2022	16:00	0	10	44	65	27	3	0	0	0	0	0	0	0	0	0	0	0	0	0	0	149	26.4	31.5	20 to 30	73.2	30	20.1
17/11/2022	17:00	0	6	28	33	12	0	0	0	0	0	0	0	0	0	0	0	0	0	0	0	79	25.7	30	20 to 30	77.2	12	15.2
17/11/2022	18:00	0	3	20	25	7	2	0	0	0	0	0	0	0	0	0	0	0	0	0	0	57	26.1	30	20 to 30	78.9	9	15.8
17/11/2022	19:00	0	2	11	15	2	2	0	0	0	0	0	0	0	0	0	0	0	0	0	0	32	26	29.7	20 to 30	81.3	4	12.5
17/11/2022	20:00	0	1	11	14	9	2	2	0	0	0	0	0	0	0	0	0	0	0	0	0	39	28.1	33.9	20 to 30	64.1	13	33.3
17/11/2022	21:00	0	0	5	8	5	6	0	0	0	0	0	0	0	0	0	0	0	0	0	0	24	29.9	36.7	20 to 30	54.2	11	45.8
17/11/2022	22:00	1	0	1	6	3	1	0	0	0	0	0	0	0	0	0	0	0	0	0	0	12	27.6	33.3	25 to 35	75.0	4	33.3
17/11/2022	23:00	0	0	0	2	3	1	0	0	0	0	0	0	0	0	0	0	0	0	0	0	6	31.3	35	25 to 35	83.3	4	66.7
24 Hr Summary		3	75	462	639	239	61	16	2	1	0	0	0	0	0	0	0	0	0	0	0	1498	26.8	32	20 to 30	73.5	319	21.3

Outgoing Histogram

A170 outward 2023

from Wed-Nov-02-2022-12-00-AM to Sat-Feb-18-2023-11-59-PM

Date	Starting Hr:min	<15	15 to <20	20 to <25	25 to <30	30 to <35	35 to <40	40 to <45	45 to <50	50 to <55	55 to <60	60 to <65	65 to <70	70 to <75	75 to <80	80 to <85	85 to <90	90 to <95	95 to <100	100 to >105	Total Counts	Avg Speed (MPH)	85pet Speed	10MPH Pace	% in pace	# of Speeders	% Speeders	
18/11/2022	00:00	0	0	0	1	0	0	0	0	0	0	0	0	0	0	0	0	0	0	0	0	1	27	30	20 to 30	100.0	*	*
18/11/2022	01:00	0	0	0	0	0	0	0	0	0	0	0	0	0	0	0	0	0	0	0	0	0	0	0	*	*	*	*
18/11/2022	02:00	0	0	2	1	1	0	0	0	0	0	0	0	0	0	0	0	0	0	0	0	4	26	30	20 to 30	75.0	1	25.0
18/11/2022	03:00	0	0	0	0	4	0	2	0	0	0	0	0	0	0	0	0	0	0	0	0	6	35.5	42.5	25 to 35	66.7	6	100.0
18/11/2022	04:00	0	1	0	3	1	1	2	0	1	0	0	0	0	0	0	0	0	0	0	0	9	33.9	45	25 to 35	44.4	5	55.6
18/11/2022	05:00	0	2	1	9	5	3	0	0	0	0	0	0	0	0	0	0	0	0	0	0	20	28.8	35	25 to 35	70.0	8	40.0
18/11/2022	06:00	0	1	1	18	13	3	1	0	0	0	0	0	0	0	0	0	0	0	0	0	37	29.9	34.2	25 to 35	83.8	17	45.9
18/11/2022	07:00	2	4	32	55	22	10	2	1	0	0	0	0	0	0	0	0	0	0	0	0	128	27.7	33.6	20 to 30	68.0	35	27.3
18/11/2022	08:00	0	19	65	115	33	7	0	0	0	0	0	0	0	0	0	0	0	0	0	0	239	26.3	30.6	20 to 30	75.3	40	16.7
18/11/2022	09:00	3	20	75	125	44	5	0	0	0	0	0	0	0	0	0	0	0	0	0	0	272	26.2	30.9	20 to 30	73.5	49	18.0
18/11/2022	10:00	0	11	78	136	51	13	2	0	0	0	0	0	0	0	0	0	0	0	0	0	291	27.2	32.2	20 to 30	73.5	66	22.7
18/11/2022	11:00	4	9	79	137	46	4	1	0	0	0	0	0	0	0	0	0	0	0	0	0	280	26.6	31	20 to 30	77.1	51	18.2
18/11/2022	12:00	0	9	37	118	49	10	3	0	0	0	0	0	0	0	0	0	0	0	0	0	226	28	32.9	25 to 35	73.9	62	27.4
18/11/2022	13:00	2	5	49	104	50	13	0	0	0	0	0	0	0	0	0	0	0	0	0	0	223	27.7	33	25 to 35	69.1	63	28.3
18/11/2022	14:00	1	4	47	108	34	9	1	0	0	0	0	0	0	0	0	0	0	0	0	0	204	27.4	31.9	20 to 30	76.0	44	21.6
18/11/2022	15:00	2	6	64	118	42	17	5	2	0	0	0	0	0	0	0	0	0	0	0	0	256	27.8	33.3	20 to 30	71.1	66	25.8
18/11/2022	16:00	0	15	61	140	52	11	0	0	0	0	0	0	0	0	0	0	0	0	0	0	279	27.2	32	20 to 30	72.0	63	22.6
18/11/2022	17:00	0	13	63	118	42	12	2	0	0	0	0	0	0	0	0	0	0	0	0	0	250	27.1	32.1	20 to 30	72.4	56	22.4
18/11/2022	18:00	0	5	16	68	35	10	1	0	0	0	0	0	0	0	0	0	0	0	0	0	135	28.6	33.7	25 to 35	76.3	46	34.1
18/11/2022	19:00	1	3	17	35	26	5	2	1	0	0	0	0	0	0	0	0	0	0	0	0	90	28.5	33.8	25 to 35	67.8	34	37.8
18/11/2022	20:00	0	0	5	16	15	7	0	0	0	0	0	0	0	0	0	0	0	0	0	0	43	30.2	35.7	25 to 35	72.1	22	51.2
18/11/2022	21:00	0	1	7	17	9	5	4	0	0	0	0	0	0	0	0	0	0	0	0	0	43	29.9	38	25 to 35	60.5	18	41.9
18/11/2022	22:00	1	0	5	9	4	1	2	0	0	0	0	0	0	0	0	0	0	0	0	0	22	28.2	35	20 to 30	63.6	7	31.8
18/11/2022	23:00	0	0	1	7	7	2	0	0	0	0	0	0	0	0	0	0	0	0	0	0	17	30.2	34.3	25 to 35	82.4	9	52.9
24 Hr Summary		16	128	705	1458	585	148	30	4	1	0	0	0	0	0	0	0	0	0	0	0	3075	27.4	32.6	20 to 30	70.3	768	25.0

Outgoing Histogram

A170 outward 2023

from Wed-Nov-02-2022-12-00-AM to Sat-Feb-18-2023-11-59-PM

Date	Starting Hr:min	<15	15 to <20	20 to <25	25 to <30	30 to <35	35 to <40	40 to <45	45 to <50	50 to <55	55 to <60	60 to <65	65 to <70	70 to <75	75 to <80	80 to <85	85 to <90	90 to <95	95 to <100	100 to >105	Total Counts	Avg Speed (MPH)	85pet Speed	10MPH Pace	% in pace	# of Speeders	% Speeders
19/11/2022	00:00	0	1	0	3	4	1	0	0	0	0	0	0	0	0	0	0	0	0	0	9	29.4	35	25 to 35	77.8	5	55.6
19/11/2022	01:00	0	0	1	2	2	1	0	0	1	0	0	0	0	0	0	0	0	0	0	7	32.7	40	25 to 35	57.1	4	57.1
19/11/2022	02:00	0	0	0	0	1	2	1	2	0	0	0	0	0	0	0	0	0	0	0	6	40.7	47.5	30 to 40	50.0	6	100.0
19/11/2022	03:00	0	0	1	0	0	0	0	0	0	0	0	0	0	0	0	0	0	0	0	1	22	25	15 to 25	100.0	*	*
19/11/2022	04:00	0	0	0	3	3	3	0	0	1	0	0	0	0	0	0	0	0	0	0	10	34.2	38.3	25 to 35	60.0	7	70.0
19/11/2022	05:00	0	2	0	0	2	1	0	0	0	0	0	0	0	0	0	0	0	0	0	5	27	35	30 to 40	60.0	3	60.0
19/11/2022	06:00	0	0	1	5	0	0	0	0	0	0	0	0	0	0	0	0	0	0	0	6	26.5	29	20 to 30	100.0	*	*
19/11/2022	07:00	0	0	4	9	5	0	0	0	0	0	0	0	0	0	0	0	0	0	0	18	27.7	32	25 to 35	77.8	5	27.8
19/11/2022	08:00	1	4	33	55	11	2	0	0	0	0	0	0	0	0	0	0	0	0	0	106	26.1	29.7	20 to 30	83.0	13	12.3
19/11/2022	09:00	1	8	31	80	28	9	4	0	0	0	0	0	0	0	0	0	0	0	0	161	27.7	33	20 to 30	68.9	41	25.5
19/11/2022	10:00	1	14	44	115	27	10	3	0	0	0	0	0	0	0	0	0	0	0	0	214	27	31.5	20 to 30	74.3	40	18.7
19/11/2022	11:00	0	7	63	139	40	5	2	0	0	0	0	0	0	0	0	0	0	0	0	256	27.1	31.1	20 to 30	78.9	47	18.4
19/11/2022	12:00	2	15	60	97	52	5	0	0	0	0	0	0	0	0	0	0	0	0	0	231	26.7	32.1	20 to 30	68.0	57	24.7
19/11/2022	13:00	1	5	46	100	37	4	1	0	0	0	0	0	0	0	0	0	0	0	0	194	27.2	31.8	20 to 30	75.3	42	21.6
19/11/2022	14:00	1	9	47	67	49	14	1	0	0	0	0	0	0	0	0	0	0	0	0	188	27.8	33.7	25 to 35	61.7	64	34.0
19/11/2022	15:00	1	4	32	96	102	22	4	1	0	0	0	0	0	0	0	0	0	0	0	262	29.7	34.4	25 to 35	75.6	129	49.2
19/11/2022	16:00	0	5	27	89	72	38	7	1	0	0	0	0	0	0	0	0	0	0	0	239	30.3	36.3	25 to 35	67.4	118	49.4
19/11/2022	17:00	0	6	16	49	66	30	6	0	0	0	0	0	0	0	0	0	0	0	0	173	30.8	36.7	25 to 35	66.5	102	59.0
19/11/2022	18:00	0	1	11	46	57	24	10	2	0	0	0	0	0	0	0	0	0	0	0	151	31.8	37.7	25 to 35	68.2	93	61.6
19/11/2022	19:00	0	4	10	40	37	23	6	0	0	0	0	0	0	0	0	0	0	0	0	120	30.9	37.4	25 to 35	64.2	66	55.0
19/11/2022	20:00	0	0	2	14	19	11	6	0	0	0	0	0	0	0	0	0	0	0	0	52	32.9	39.1	25 to 35	63.5	36	69.2
19/11/2022	21:00	0	1	4	16	15	4	2	2	0	0	0	0	0	0	0	0	0	0	0	44	30.9	36.2	25 to 35	70.5	23	52.3
19/11/2022	22:00	0	0	1	12	12	9	2	0	1	0	0	0	0	0	0	0	0	0	0	37	32.8	38.3	25 to 35	64.9	24	64.9
19/11/2022	23:00	1	2	4	9	12	11	3	0	0	1	0	0	0	0	0	0	0	0	0	43	31.8	39.1	30 to 40	53.5	27	62.8
24 Hr Summary		9	88	438	1046	653	229	58	8	3	1	0	0	0	0	0	0	0	0	0	2533	28.8	34.4	25 to 35	67.1	952	37.6



Outgoing Histogram

A170 outward 2023

from Wed-Nov-02-2022-12-00-AM to Sat-Feb-18-2023-11-59-PM

Date	Starting Hr:min	<15	15 to <20	20 to <25	25 to <30	30 to <35	35 to <40	40 to <45	45 to <50	50 to <55	55 to <60	60 to <65	65 to <70	70 to <75	75 to <80	80 to <85	85 to <90	90 to <95	95 to <100	100 to >105	Total Counts	Avg Speed (MPH)	85pct Speed	10MPH Pace	% in pace	# of Speeders	% Speeders	
20/11/2022	00:00	0	0	0	1	2	6	1	0	0	0	0	0	0	0	0	0	0	0	0	0	10	35.7	39.2	30 to 40	80.0	9	90.0
20/11/2022	01:00	0	0	0	3	1	1	2	0	0	0	0	0	0	0	0	0	0	0	0	0	7	33.6	42.5	25 to 35	57.1	4	57.1
20/11/2022	02:00	0	0	1	2	1	0	0	1	0	0	0	0	0	0	0	0	0	0	0	0	5	31	35	20 to 30	60.0	2	40.0
20/11/2022	03:00	0	0	0	0	2	2	0	0	0	0	0	0	0	0	0	0	0	0	0	0	4	34.8	37.5	30 to 40	100.0	4	100.0
20/11/2022	04:00	0	0	0	0	0	2	0	0	0	0	0	0	0	0	0	0	0	0	0	0	2	37	40	30 to 40	100.0	2	100.0
20/11/2022	05:00	0	0	0	1	1	1	0	1	0	0	0	0	0	0	0	0	0	0	0	0	4	35.8	40	25 to 35	50.0	3	75.0
20/11/2022	06:00	0	0	1	0	2	1	2	1	0	0	0	0	0	0	0	0	0	0	0	0	7	36.3	45	30 to 40	42.9	6	85.7
20/11/2022	07:00	0	0	3	7	8	11	2	0	1	0	0	0	0	0	0	0	0	0	0	0	32	33.3	39.1	30 to 40	59.4	22	68.8
20/11/2022	08:00	0	1	3	13	22	11	3	1	0	0	0	0	0	0	0	0	0	0	0	0	54	32.2	38.2	25 to 35	64.8	37	68.5
20/11/2022	09:00	0	0	9	27	27	23	7	1	0	0	0	0	0	0	0	0	0	0	0	0	94	32.2	38.7	25 to 35	57.4	58	61.7
20/11/2022	10:00	0	3	19	55	67	34	11	3	1	0	0	0	0	0	0	0	0	0	0	0	193	31.6	37.9	25 to 35	63.2	116	60.1
20/11/2022	11:00	0	5	20	67	69	53	9	0	0	0	0	0	0	0	0	0	0	0	0	0	223	31.3	37.7	25 to 35	61.0	131	58.7
20/11/2022	12:00	0	3	30	67	109	46	11	1	0	0	0	0	0	0	0	0	0	0	0	0	267	31.3	37	25 to 35	65.9	167	62.5
20/11/2022	13:00	1	6	33	117	55	19	3	0	0	0	0	1	0	0	0	0	0	0	0	0	235	28.8	33.9	25 to 35	73.2	78	33.2
20/11/2022	14:00	0	6	34	100	85	31	4	0	0	0	0	0	0	0	0	0	0	0	0	0	260	29.6	34.8	25 to 35	71.2	120	46.2
20/11/2022	15:00	0	4	23	108	84	38	2	2	0	0	0	0	0	0	0	0	0	0	0	0	261	30.2	35.4	25 to 35	73.6	126	48.3
20/11/2022	16:00	2	0	17	91	88	31	6	0	0	0	0	0	0	0	0	0	0	0	0	0	235	30.6	35.3	25 to 35	76.2	125	53.2
20/11/2022	17:00	0	3	14	47	47	22	5	0	0	0	0	0	0	0	0	0	0	0	0	0	138	30.6	36.4	25 to 35	68.1	74	53.6
20/11/2022	18:00	0	1	9	27	38	22	3	3	1	0	0	0	0	0	0	0	0	0	0	0	104	32.1	38	25 to 35	62.5	67	64.4
20/11/2022	19:00	0	1	7	27	32	15	8	1	0	0	0	0	0	0	0	0	0	0	0	0	91	31.9	38.3	25 to 35	64.8	56	61.5
20/11/2022	20:00	0	1	3	16	27	14	3	1	0	0	0	0	0	0	0	0	0	0	0	0	65	32.3	37.9	25 to 35	66.2	45	69.2
20/11/2022	21:00	0	0	1	11	7	3	2	5	1	0	0	0	0	0	0	0	0	0	0	0	30	34.5	47	25 to 35	60.0	18	60.0
20/11/2022	22:00	0	1	0	6	7	3	2	3	0	0	0	0	0	0	0	0	0	0	0	0	22	33.9	45	25 to 35	59.1	15	68.2
20/11/2022	23:00	0	0	0	0	1	2	2	0	0	0	0	0	0	0	0	0	0	0	0	0	5	38	42.5	35 to 45	80.0	5	100.0
24 Hr Summary		3	35	227	793	782	391	88	24	4	0	0	1	0	0	0	0	0	0	0	0	2348	31	37	25 to 35	67.1	1290	54.9

Outgoing Histogram

A170 outward 2023

from Wed-Nov-02-2022-12-00-AM to Sat-Feb-18-2023-11-59-PM

Date	Starting Hr:min	<15	15 to <20	20 to <25	25 to <30	30 to <35	35 to <40	40 to <45	45 to <50	50 to <55	55 to <60	60 to <65	65 to <70	70 to <75	75 to <80	80 to <85	85 to <90	90 to <95	95 to <100	100 to >105	Total Counts	Avg Speed (MPH)	85pct Speed	10MPH Pace	% in pace	# of Speeders	% Speeders	
21/11/2022	00:00	0	0	0	3	0	2	0	0	0	0	0	0	0	0	0	0	0	0	0	0	5	31.2	37.5	20 to 30	60.0	2	40.0
21/11/2022	01:00	0	0	1	1	0	0	0	0	0	0	0	0	0	0	0	0	0	0	0	0	2	24.5	30	20 to 30	100.0	*	*
21/11/2022	02:00	0	0	0	0	0	0	0	0	0	0	0	0	0	0	0	0	0	0	0	0	0	0	0	*	*	*	*
21/11/2022	03:00	0	0	0	0	1	1	0	0	0	0	0	0	0	0	0	0	0	0	0	0	2	34.5	40	30 to 40	100.0	2	100.0
21/11/2022	04:00	0	0	1	0	1	0	1	1	0	0	0	0	0	0	0	0	0	0	0	0	4	35.8	45	40 to 50	50.0	3	75.0
21/11/2022	05:00	0	0	0	3	5	1	1	0	0	0	0	0	0	0	0	0	0	0	0	0	10	32.3	35	25 to 35	80.0	7	70.0
21/11/2022	06:00	0	0	0	9	16	13	2	0	0	0	0	0	0	0	0	0	0	0	0	0	40	33.4	38.5	30 to 40	72.5	31	77.5
21/11/2022	07:00	0	0	8	25	41	26	9	1	0	0	0	0	0	0	0	0	0	0	0	0	110	32.7	38.8	30 to 40	60.9	77	70.0
21/11/2022	08:00	0	1	24	86	82	35	6	0	1	0	0	0	0	0	0	0	0	0	0	0	235	30.6	36	25 to 35	71.5	124	52.8
21/11/2022	09:00	1	3	20	75	105	45	16	2	0	0	0	0	0	0	0	0	0	0	0	0	267	31.6	37.6	25 to 35	67.4	168	62.9
21/11/2022	10:00	0	7	20	91	60	29	8	0	0	0	0	0	0	0	0	0	0	0	0	0	215	30	35.9	25 to 35	70.2	97	45.1
21/11/2022	11:00	0	1	14	95	75	38	7	2	0	0	0	0	0	0	0	0	0	0	0	0	232	31	36.6	25 to 35	73.3	122	52.6
21/11/2022	12:00	1	4	18	98	83	39	5	0	1	0	0	0	0	0	0	0	0	0	0	0	249	30.5	36	25 to 35	72.7	128	51.4
21/11/2022	13:00	0	3	16	70	73	26	8	0	0	0	0	0	0	0	0	0	0	0	0	0	196	30.7	36	25 to 35	73.0	107	54.6
21/11/2022	14:00	0	3	20	87	82	29	9	3	1	0	0	0	0	0	0	0	0	0	0	0	234	30.9	36.2	25 to 35	72.2	124	53.0
21/11/2022	15:00	0	6	24	114	100	34	8	2	0	0	0	0	0	0	0	0	0	0	0	0	288	30.3	35.1	25 to 35	74.3	144	50.0
21/11/2022	16:00	0	6	24	101	89	30	5	1	0	0	0	0	0	0	0	0	0	0	0	0	256	30.1	34.9	25 to 35	74.2	125	48.8
21/11/2022	17:00	1	5	31	108	92	27	9	0	0	0	0	0	0	0	0	0	0	0	0	0	273	29.8	34.7	25 to 35	73.3	128	46.9
21/11/2022	18:00	0	3	12	50	70	18	6	1	1	0	0	0	0	0	0	0	0	0	0	0	161	31	35.6	25 to 35	74.5	96	59.6
21/11/2022	19:00	0	0	0	28	39	19	9	1	0	0	0	0	0	0	0	0	0	0	0	0	96	33.1	38.9	25 to 35	69.8	68	70.8
21/11/2022	20:00	0	2	10	28	30	13	3	2	0	0	0	0	0	0	0	0	0	0	0	0	88	30.8	36.9	25 to 35	65.9	48	54.5
21/11/2022	21:00	0	0	10	6	7	7	6	1	0	0	0	0	0	0	0	0	0	0	0	0	37	31.8	40.8	20 to 30	43.2	21	56.8
21/11/2022	22:00	0	0	0	10	1	10	3	1	0	0	0	0	0	0	0	0	0	0	0	0	25	34.2	40	35 to 45	52.0	15	60.0
21/11/2022	23:00	0	0	0	2	3	3	0	0	1	0	0	0	0	0	0	0	0	0	0	0	9	34.8	40	30 to 40	66.7	7	77.8
24 Hr Summary		3	44	253	1090	1055	445	121	18	5	0	0	0	0	0	0	0	0	0	0	0	3034	30.8	36.5	25 to 35	70.7	1644	54.2

Outgoing Histogram

A170 outward 2023

from Wed-Nov-02-2022-12-00-AM to Sat-Feb-18-2023-11-59-PM

Date	Starting Hr:min	<15	15 to <20	20 to <25	25 to <30	30 to <35	35 to <40	40 to <45	45 to <50	50 to <55	55 to <60	60 to <65	65 to <70	70 to <75	75 to <80	80 to <85	85 to <90	90 to <95	95 to <100	100 to >105	Total Counts	Avg Speed (MPH)	85pet Speed	10MPH Pace	% in pace	# of Speeders	% Speeders	
22/11/2022	00:00	0	0	1	0	1	1	0	1	1	0	0	0	0	0	0	0	0	0	0	0	5	38	50	30 to 40	40.0	4	80.0
22/11/2022	01:00	0	0	0	0	0	0	0	1	0	0	0	0	0	0	0	0	0	0	0	0	1	47	50	40 to 50	100.0	1	100.0
22/11/2022	02:00	0	0	0	0	1	1	0	0	0	0	0	0	0	0	0	0	0	0	0	0	2	34.5	40	30 to 40	100.0	2	100.0
22/11/2022	03:00	0	0	0	0	1	0	0	0	0	0	0	0	0	0	0	0	0	0	0	0	1	32	35	25 to 35	100.0	1	100.0
22/11/2022	04:00	0	0	0	0	1	1	0	0	0	0	0	0	0	0	0	0	0	0	0	0	2	34.5	40	30 to 40	100.0	2	100.0
22/11/2022	05:00	0	0	0	0	2	2	1	0	0	0	0	0	0	0	0	0	0	0	0	0	5	36.2	40	30 to 40	80.0	5	100.0
22/11/2022	06:00	0	0	0	6	8	6	9	0	0	0	0	0	0	0	0	0	0	0	0	0	29	35.5	42.8	35 to 45	51.7	23	79.3
22/11/2022	07:00	0	1	8	48	46	25	10	1	0	0	0	0	0	0	0	0	0	0	0	0	139	31.8	38	25 to 35	67.6	82	59.0
22/11/2022	08:00	0	3	38	94	87	27	7	1	0	0	0	0	0	0	0	0	0	0	0	0	257	29.9	34.8	25 to 35	70.4	122	47.5
22/11/2022	09:00	0	4	9	70	82	36	8	2	0	0	0	0	0	0	0	0	0	0	0	0	211	31.5	36.9	25 to 35	72.0	128	60.7
22/11/2022	10:00	0	1	16	71	75	34	12	2	0	0	0	0	0	0	0	0	0	0	0	0	211	31.5	37.4	25 to 35	69.2	123	58.3
22/11/2022	11:00	0	2	22	89	70	30	7	2	0	1	0	0	0	0	0	0	0	0	0	0	223	30.6	36.2	25 to 35	71.3	110	49.3
22/11/2022	12:00	0	2	24	82	88	40	11	2	1	0	0	0	0	0	0	0	0	0	0	0	250	31.2	37	25 to 35	68.0	142	56.8
22/11/2022	13:00	1	4	11	86	68	40	6	0	0	0	0	0	0	0	0	0	0	0	0	0	216	30.8	36.8	25 to 35	71.3	114	52.8
22/11/2022	14:00	0	2	19	85	105	30	17	0	0	0	0	0	0	0	0	0	0	0	0	0	258	31.2	36.3	25 to 35	73.6	152	58.9
22/11/2022	15:00	0	2	35	116	119	35	7	0	1	0	0	0	0	0	0	0	0	0	0	0	315	30.3	34.8	25 to 35	74.6	162	51.4
22/11/2022	16:00	0	14	50	128	111	31	9	0	0	0	0	0	0	0	0	0	0	0	0	0	343	29.3	34.5	25 to 35	69.7	151	44.0
22/11/2022	17:00	0	6	28	119	106	40	8	0	0	0	0	0	0	0	0	0	0	0	0	0	307	30.3	35.2	25 to 35	73.3	154	50.2
22/11/2022	18:00	0	0	16	55	64	41	11	3	0	0	0	0	0	0	0	0	0	0	0	0	190	32.1	38.3	25 to 35	62.6	119	62.6
22/11/2022	19:00	0	2	9	28	42	14	6	3	0	0	0	0	0	0	0	0	0	0	0	0	104	31.6	37.5	25 to 35	67.3	65	62.5
22/11/2022	20:00	0	0	5	27	22	14	5	2	0	0	0	0	0	0	0	0	0	0	0	0	75	32	38.6	25 to 35	65.3	43	57.3
22/11/2022	21:00	0	3	2	20	12	12	9	1	0	0	0	0	0	0	0	0	0	0	0	0	59	32.4	40.6	25 to 35	54.2	34	57.6
22/11/2022	22:00	0	0	0	4	7	8	4	0	0	0	0	0	0	0	0	0	0	0	0	0	23	34.9	41.2	30 to 40	65.2	19	82.6
22/11/2022	23:00	0	0	1	3	3	3	1	0	0	0	0	0	0	0	0	0	0	0	0	0	11	32.2	38.3	25 to 35	54.5	7	63.6
24 Hr Summary		1	46	294	1131	1121	471	148	21	3	1	0	0	0	0	0	0	0	0	0	0	3237	30.9	36.7	25 to 35	69.6	1765	54.5

Outgoing Histogram

A170 outward 2023

from Wed-Nov-02-2022-12-00-AM to Sat-Feb-18-2023-11-59-PM

Date	Starting Hr:min	<15	15 to <20	20 to <25	25 to <30	30 to <35	35 to <40	40 to <45	45 to <50	50 to <55	55 to <60	60 to <65	65 to <70	70 to <75	75 to <80	80 to <85	85 to <90	90 to <95	95 to <100	100 to >105	Total Counts	Avg Speed (MPH)	85pet Speed	10MPH Pace	% in pace	# of Speeders	% Speeders	
23/11/2022	00:00	0	1	0	1	3	1	2	0	0	0	0	0	0	0	0	0	0	0	0	0	8	32.6	42.5	25 to 35	50.0	6	75.0
23/11/2022	01:00	0	0	4	1	2	0	0	0	0	0	0	0	0	0	0	0	0	0	0	0	7	25.7	32.5	20 to 30	71.4	2	28.6
23/11/2022	02:00	0	0	0	1	0	0	0	0	0	0	0	0	0	0	0	0	0	0	0	0	1	27	30	20 to 30	100.0	*	*
23/11/2022	03:00	0	0	0	0	2	2	0	1	0	0	0	0	0	0	0	0	0	0	0	0	5	37	40	30 to 40	80.0	5	100.0
23/11/2022	04:00	0	0	1	0	2	1	0	0	0	0	0	0	0	0	0	0	0	0	0	0	4	30.8	35	30 to 40	75.0	3	75.0
23/11/2022	05:00	0	0	0	0	2	4	1	0	0	0	0	0	0	0	0	0	0	0	0	0	7	36.4	40	30 to 40	85.7	7	100.0
23/11/2022	06:00	0	0	0	12	8	7	7	1	1	0	0	0	0	0	0	0	0	0	0	0	36	34.6	42.9	25 to 35	55.6	24	66.7
23/11/2022	07:00	0	0	7	33	51	21	11	3	1	0	0	0	0	0	0	0	0	0	0	0	127	32.8	39	25 to 35	66.1	87	68.5
23/11/2022	08:00	0	6	33	103	60	32	5	0	0	0	0	0	0	0	0	0	0	0	0	0	239	29.4	35.2	25 to 35	68.2	97	40.6
23/11/2022	09:00	0	1	14	62	67	33	4	1	0	0	0	0	0	0	0	0	0	0	0	0	182	31.1	36.7	25 to 35	70.9	105	57.7
23/11/2022	10:00	0	4	15	79	60	26	5	1	0	0	0	0	0	0	0	0	0	0	0	0	190	30.3	35.8	25 to 35	73.2	92	48.4
23/11/2022	11:00	0	1	8	77	67	20	3	1	0	0	0	0	0	0	0	0	0	0	0	0	177	30.6	34.8	25 to 35	81.4	91	51.4
23/11/2022	12:00	0	1	17	92	84	23	5	0	1	0	0	0	0	0	0	0	0	0	0	0	223	30.4	34.8	25 to 35	78.9	113	50.7
23/11/2022	13:00	0	1	16	72	70	31	7	1	0	0	0	0	0	0	0	0	0	0	0	0	198	31	36.5	25 to 35	71.7	109	55.1
23/11/2022	14:00	1	4	19	73	83	25	6	1	0	0	0	0	0	0	0	0	0	0	0	0	212	30.4	35	25 to 35	73.6	115	54.2
23/11/2022	15:00	0	2	23	91	103	47	7	0	1	0	0	0	0	0	0	0	0	0	0	0	274	31.1	36.5	25 to 35	70.8	158	57.7
23/11/2022	16:00	0	2	19	99	95	31	14	0	0	0	0	0	0	0	0	0	0	0	0	0	260	30.9	36	25 to 35	74.6	140	53.8
23/11/2022	17:00	0	9	35	112	87	42	6	0	0	0	0	0	0	0	0	0	0	0	0	0	291	29.8	35.5	25 to 35	68.4	135	46.4
23/11/2022	18:00	0	2	18	71	63	24	12	1	0	0	0	0	0	0	0	0	0	0	0	0	191	30.8	36.7	25 to 35	70.2	100	52.4
23/11/2022	19:00	0	1	5	43	36	16	8	0	0	0	0	0	0	0	0	0	0	0	0	0	109	31.3	37.5	25 to 35	72.5	60	55.0
23/11/2022	20:00	0	2	9	20	15	8	7	1	1	0	0	0	0	0	0	0	0	0	0	0	63	31.2	40	25 to 35	55.6	32	50.8
23/11/2022	21:00	0	0	7	29	19	11	5	2	0	0	0	0	0	0	0	0	0	0	0	0	73	31.3	38.2	25 to 35	65.8	37	50.7
23/11/2022	22:00	0	0	2	9	16	9	1	1	0	0	0	0	0	0	0	0	0	0	0	0	38	32.6	37.8	25 to 35	65.8	27	71.1
23/11/2022	23:00	0	0	1	4	3	2	0	1	1	0	0	0	0	0	0	0	0	0	0	0	12	33.3	40	25 to 35	58.3	7	58.3
24 Hr Summary		1	37	253	1084	998	416	116	16	6	0	0	0	0	0	0	0	0	0	0	0	2927	30.8	36.4	25 to 35	71.1	1552	53.0

Outgoing Histogram

A170 outward 2023

from Wed-Nov-02-2022-12-00-AM to Sat-Feb-18-2023-11-59-PM

Date	Starting Hr:min	<15	15 to <20	20 to <25	25 to <30	30 to <35	35 to <40	40 to <45	45 to <50	50 to <55	55 to <60	60 to <65	65 to <70	70 to <75	75 to <80	80 to <85	85 to <90	90 to <95	95 to <100	100 to >105	Total Counts	Avg Speed (MPH)	85pet Speed	10MPH Pace	% in pace	# of Speeders	% Speeders	
24/11/2022	00:00	0	0	0	2	3	0	0	1	0	0	0	0	0	0	0	0	0	0	0	0	6	33.2	35	25 to 35	83.3	4	66.7
24/11/2022	01:00	0	0	0	1	2	1	0	0	0	0	0	0	0	0	0	0	0	0	0	0	4	32	35	25 to 35	75.0	3	75.0
24/11/2022	02:00	0	0	0	1	0	0	0	0	0	0	0	0	0	0	0	0	0	0	0	0	1	27	30	20 to 30	100.0	*	*
24/11/2022	03:00	0	0	0	1	1	0	0	0	0	0	0	0	0	0	0	0	0	0	0	0	2	29.5	35	25 to 35	100.0	1	50.0
24/11/2022	04:00	0	0	0	0	2	0	3	1	0	0	0	0	0	0	0	0	0	0	0	0	6	39.7	45	40 to 50	66.7	6	100.0
24/11/2022	05:00	0	0	0	3	2	2	1	1	1	0	0	0	0	0	0	0	0	0	0	0	10	36	45	25 to 35	50.0	7	70.0
24/11/2022	06:00	0	0	1	10	12	5	1	1	0	0	0	0	0	0	0	0	0	0	0	0	30	32	38	25 to 35	73.3	19	63.3
24/11/2022	07:00	1	0	11	37	38	29	8	5	1	0	0	0	0	0	0	0	0	0	0	0	130	32.4	39	25 to 35	57.7	81	62.3
24/11/2022	08:00	0	2	18	87	91	43	13	3	0	0	0	0	0	0	0	0	0	0	0	0	257	31.5	37.3	25 to 35	69.3	150	58.4
24/11/2022	09:00	1	2	20	62	72	26	10	2	0	0	0	0	0	0	0	0	0	0	0	0	195	30.9	36.7	25 to 35	68.7	110	56.4
24/11/2022	10:00	4	2	29	102	78	29	3	1	0	0	0	0	0	0	0	0	0	0	0	0	248	29.6	34.7	25 to 35	72.6	111	44.8
24/11/2022	11:00	0	3	20	109	90	36	4	1	0	0	0	0	0	0	0	0	0	0	0	0	263	30.4	35.3	25 to 35	75.7	131	49.8
24/11/2022	12:00	0	3	33	103	99	27	2	1	2	0	0	0	0	0	0	0	0	0	0	0	270	30	34.6	25 to 35	74.8	131	48.5
24/11/2022	13:00	0	4	24	101	82	29	7	3	0	0	0	0	0	0	0	0	0	0	0	0	250	30.3	35.2	25 to 35	73.2	121	48.4
24/11/2022	14:00	0	2	26	104	98	48	5	0	1	0	0	0	0	0	0	0	0	0	0	0	284	30.7	36.1	25 to 35	71.1	152	53.5
24/11/2022	15:00	0	8	42	128	115	33	5	0	1	0	0	0	0	0	0	0	0	0	0	0	332	29.6	34.5	25 to 35	73.2	154	46.4
24/11/2022	16:00	0	5	49	120	90	18	1	0	0	0	0	0	0	0	0	0	0	0	0	0	283	28.7	33.7	25 to 35	74.2	109	38.5
24/11/2022	17:00	0	10	44	115	103	36	5	1	0	0	0	0	0	0	0	0	0	0	0	0	314	29.6	34.8	25 to 35	69.4	145	46.2
24/11/2022	18:00	0	4	19	60	67	25	5	6	1	0	0	0	0	0	0	0	0	0	0	0	187	31	36.8	25 to 35	67.9	104	55.6
24/11/2022	19:00	0	2	10	47	56	27	2	2	0	0	0	0	0	0	0	0	0	0	0	0	146	31.2	36.7	25 to 35	70.5	87	59.6
24/11/2022	20:00	0	0	4	19	23	19	8	2	1	0	0	0	0	0	0	0	0	0	0	0	76	33.6	40	25 to 35	55.3	53	69.7
24/11/2022	21:00	0	0	4	20	18	8	7	1	0	0	0	0	0	0	0	0	0	0	0	0	58	32.2	39.4	25 to 35	65.5	34	58.6
24/11/2022	22:00	0	0	3	11	19	5	4	1	0	0	0	0	0	0	0	0	0	0	0	0	43	32.3	39	25 to 35	69.8	29	67.4
24/11/2022	23:00	0	0	0	3	6	5	4	0	0	0	0	0	0	0	0	0	0	0	0	0	18	35.2	41.2	30 to 40	61.1	15	83.3
24 Hr Summary		6	47	357	1246	1167	451	98	33	8	0	0	0	0	0	0	0	0	0	0	0	3413	30.5	35.9	25 to 35	70.7	1757	51.5

Outgoing Histogram

A170 outward 2023

from Wed-Nov-02-2022-12-00-AM to Sat-Feb-18-2023-11-59-PM

Date	Starting Hr:min	<15	15 to <20	20 to <25	25 to <30	30 to <35	35 to <40	40 to <45	45 to <50	50 to <55	55 to <60	60 to <65	65 to <70	70 to <75	75 to <80	80 to <85	85 to <90	90 to <95	95 to <100	100 to >105	Total Counts	Avg Speed (MPH)	85pet Speed	10MPH Pace	% in pace	# of Speeders	% Speeders	
25/11/2022	00:00	0	0	1	2	2	1	2	1	0	0	0	0	0	0	0	0	0	0	0	0	9	34.2	45	25 to 35	44.4	6	66.7
25/11/2022	01:00	0	0	0	0	1	0	0	0	0	0	0	0	0	0	0	0	0	0	0	0	1	32	35	25 to 35	100.0	1	100.0
25/11/2022	02:00	0	0	0	1	1	1	0	0	0	0	0	0	0	0	0	0	0	0	0	0	3	32	40	25 to 35	66.7	2	66.7
25/11/2022	03:00	0	0	0	0	2	1	0	0	0	0	0	0	0	0	0	0	0	0	0	0	3	33.7	40	30 to 40	100.0	3	100.0
25/11/2022	04:00	0	0	1	0	1	1	0	0	0	0	0	0	0	0	0	0	0	0	0	0	3	30.3	40	30 to 40	66.7	2	66.7
25/11/2022	05:00	0	0	0	3	3	1	0	1	0	0	0	0	0	0	0	0	0	0	0	0	8	32.9	40	25 to 35	75.0	5	62.5
25/11/2022	06:00	0	0	2	10	5	4	5	5	0	0	0	0	0	0	0	0	0	0	0	0	31	34.7	45	25 to 35	48.4	19	61.3
25/11/2022	07:00	0	0	7	35	30	26	4	3	0	0	0	0	0	0	0	0	0	0	0	0	105	32.1	38.3	25 to 35	61.9	63	60.0
25/11/2022	08:00	0	7	16	88	71	21	7	1	0	0	0	0	0	0	0	0	0	0	0	0	211	30	34.8	25 to 35	75.4	100	47.4
25/11/2022	09:00	1	4	16	55	92	46	14	2	0	0	0	0	0	0	0	0	0	0	0	0	230	32	38	25 to 35	63.9	154	67.0
25/11/2022	10:00	3	5	16	92	94	48	11	2	1	0	0	0	0	0	0	0	0	0	0	0	272	31.2	37.2	25 to 35	68.4	156	57.4
25/11/2022	11:00	0	2	27	86	84	35	8	3	0	0	0	0	0	0	0	0	0	0	0	0	245	30.7	36.3	25 to 35	69.4	130	53.1
25/11/2022	12:00	1	6	38	132	116	46	11	1	0	1	0	0	0	0	0	0	0	0	0	0	352	30.3	35.7	25 to 35	70.5	175	49.7
25/11/2022	13:00	1	7	23	116	102	31	6	1	0	0	0	0	0	0	0	0	0	0	0	0	287	30	34.8	25 to 35	76.0	140	48.8
25/11/2022	14:00	0	3	32	119	105	37	5	0	0	0	0	0	0	0	0	0	0	0	0	0	301	30.1	34.9	25 to 35	74.4	147	48.8
25/11/2022	15:00	1	12	45	157	138	42	8	0	0	0	0	0	0	0	0	0	0	0	0	0	403	29.6	34.6	25 to 35	73.2	188	46.7
25/11/2022	16:00	1	3	26	116	130	44	8	2	0	0	0	0	0	0	0	0	0	0	0	0	330	30.7	35.5	25 to 35	74.5	184	55.8
25/11/2022	17:00	0	11	33	135	139	44	9	2	0	0	0	0	0	0	0	0	0	0	0	0	373	30.3	35	25 to 35	73.5	194	52.0
25/11/2022	18:00	1	3	17	59	85	48	10	2	0	0	0	0	0	0	0	0	0	0	0	0	225	31.8	37.7	25 to 35	64.0	145	64.4
25/11/2022	19:00	0	0	8	35	46	29	9	3	0	0	0	0	0	0	0	0	0	0	0	0	130	32.6	38.6	25 to 35	62.3	87	66.9
25/11/2022	20:00	0	2	6	21	20	12	6	1	0	0	0	0	0	0	0	0	0	0	0	0	68	31.5	38.8	25 to 35	60.3	39	57.4
25/11/2022	21:00	0	2	4	13	17	14	4	1	0	0	0	0	0	0	0	0	0	0	0	0	55	32.2	38.9	30 to 40	56.4	36	65.5
25/11/2022	22:00	0	1	2	13	22	13	5	3	1	0	0	0	0	0	0	0	0	0	0	0	60	33.7	40	25 to 35	58.3	44	73.3
25/11/2022	23:00	0	0	1	9	14	3	2	1	0	0	0	0	0	0	0	0	0	0	0	0	30	32.2	38.3	25 to 35	76.7	20	66.7
24 Hr Summary		9	68	321	1297	1320	548	134	35	2	1	0	0	0	0	0	0	0	0	0	0	3735	30.8	36.5	25 to 35	70.1	2040	54.6

Outgoing Histogram

A170 outward 2023

from Wed-Nov-02-2022-12-00-AM to Sat-Feb-18-2023-11-59-PM

Date	Starting Hr:min	<15	15 to <20	20 to <25	25 to <30	30 to <35	35 to <40	40 to <45	45 to <50	50 to <55	55 to <60	60 to <65	65 to <70	70 to <75	75 to <80	80 to <85	85 to <90	90 to <95	95 to <100	100 to >105	Total Counts	Avg Speed (MPH)	85pet Speed	10MPH Pace	% in pace	# of Speeders	% Speeders	
26/11/2022	00:00	0	0	1	5	2	3	2	1	0	0	0	0	0	0	0	0	0	0	0	0	14	33.4	42.5	25 to 35	50.0	8	57.1
26/11/2022	01:00	0	0	0	2	1	1	0	0	0	0	0	0	0	0	0	0	0	0	0	0	4	31	35	25 to 35	75.0	2	50.0
26/11/2022	02:00	0	0	0	1	1	1	0	0	0	0	0	0	0	0	0	0	0	0	0	0	3	32	40	25 to 35	66.7	2	66.7
26/11/2022	03:00	0	0	0	0	0	0	1	0	0	0	0	0	0	0	0	0	0	0	0	0	1	42	45	35 to 45	100.0	1	100.0
26/11/2022	04:00	0	0	0	1	0	2	0	0	0	0	0	0	0	0	0	0	0	0	0	0	3	34	40	30 to 40	66.7	2	66.7
26/11/2022	05:00	0	0	0	0	3	1	0	0	0	0	0	0	0	0	0	0	0	0	0	0	4	33.5	35	30 to 40	100.0	4	100.0
26/11/2022	06:00	0	0	0	2	4	4	5	2	0	0	0	0	0	0	0	0	0	0	0	0	17	37.5	44	35 to 45	52.9	15	88.2
26/11/2022	07:00	1	0	2	8	8	12	3	3	0	0	0	0	0	0	0	0	0	0	0	0	37	33.8	40	30 to 40	54.1	26	70.3
26/11/2022	08:00	0	1	6	33	45	37	13	2	0	0	0	0	0	0	0	0	0	0	0	0	137	33.2	39.2	30 to 40	59.9	97	70.8
26/11/2022	09:00	0	2	8	45	45	33	5	1	0	0	0	0	0	0	0	0	0	0	0	0	139	31.7	37.7	25 to 35	64.7	84	60.4
26/11/2022	10:00	0	0	23	81	89	37	9	2	0	0	0	0	0	0	0	0	0	0	0	0	241	31.1	36.6	25 to 35	70.5	137	56.8
26/11/2022	11:00	0	6	19	91	94	39	9	1	0	0	0	0	0	0	0	0	0	0	0	0	259	30.8	36.3	25 to 35	71.4	143	55.2
26/11/2022	12:00	1	2	28	115	104	52	11	1	0	0	0	0	0	0	0	0	0	0	0	0	314	30.8	36.6	25 to 35	69.7	168	53.5
26/11/2022	13:00	0	4	22	117	83	43	7	0	0	0	0	0	0	0	0	0	0	0	0	0	276	30.4	36	25 to 35	72.5	133	48.2
26/11/2022	14:00	0	2	30	92	80	36	12	1	1	0	0	0	0	0	0	0	0	0	0	0	254	30.7	36.7	25 to 35	67.7	130	51.2
26/11/2022	15:00	0	4	29	112	96	44	4	3	0	0	0	0	0	0	0	0	0	0	0	0	292	30.4	35.8	25 to 35	71.2	147	50.3
26/11/2022	16:00	2	4	31	102	99	33	7	4	0	0	0	0	0	0	0	0	0	0	0	0	282	30.3	35.3	25 to 35	71.3	143	50.7
26/11/2022	17:00	0	4	10	73	63	24	12	1	0	0	0	0	0	0	0	0	0	0	0	0	187	31	36.9	25 to 35	72.7	100	53.5
26/11/2022	18:00	0	0	13	47	35	16	10	2	0	0	0	0	0	0	0	0	0	0	0	0	123	31.2	38.1	25 to 35	66.7	63	51.2
26/11/2022	19:00	0	0	10	35	21	19	6	2	0	0	0	0	0	0	0	0	0	0	0	0	93	31.5	38.4	25 to 35	60.2	48	51.6
26/11/2022	20:00	0	1	3	12	19	10	5	3	0	0	0	0	0	0	0	0	0	0	0	0	53	33.1	40	25 to 35	58.5	37	69.8
26/11/2022	21:00	0	0	2	10	14	4	1	1	1	0	0	0	0	0	0	0	0	0	0	0	33	32.2	37.5	25 to 35	72.7	21	63.6
26/11/2022	22:00	0	0	3	9	8	4	1	2	1	0	0	0	0	0	0	0	0	0	0	0	28	32.5	40	25 to 35	60.7	16	57.1
26/11/2022	23:00	0	0	1	7	5	9	2	0	0	0	0	0	0	0	0	0	0	0	0	0	24	33.1	38.9	30 to 40	58.3	16	66.7
24 Hr Summary		4	30	241	1000	919	464	125	32	3	0	0	0	0	0	0	0	0	0	0	0	2818	31.1	37.2	25 to 35	68.1	1543	54.8

Outgoing Histogram

A170 outward 2023

from Wed-Nov-02-2022-12-00-AM to Sat-Feb-18-2023-11-59-PM

Date	Starting Hr:min	<15	15 to <20	20 to <25	25 to <30	30 to <35	35 to <40	40 to <45	45 to <50	50 to <55	55 to <60	60 to <65	65 to <70	70 to <75	75 to <80	80 to <85	85 to <90	90 to <95	95 to <100	100 to >105	Total Counts	Avg Speed (MPH)	85pet Speed	10MPH Pace	% in pace	# of Speeders	% Speeders	
27/11/2022	00:00	0	0	2	4	3	2	2	0	0	0	0	0	0	0	0	0	0	0	0	0	13	31.4	40	25 to 35	53.8	7	53.8
27/11/2022	01:00	0	0	0	0	0	0	0	0	0	0	0	0	0	0	0	0	0	0	0	0	0	0	0	*	*	*	*
27/11/2022	02:00	0	0	0	0	0	0	2	0	0	0	0	0	0	0	0	0	0	0	0	2	42.5	45	35 to 45	100.0	2	100.0	
27/11/2022	03:00	0	0	0	1	1	0	0	0	0	0	0	0	0	0	0	0	0	0	0	2	29.5	35	25 to 35	100.0	1	50.0	
27/11/2022	04:00	0	0	0	0	1	0	1	0	0	0	0	0	0	0	0	0	0	0	0	2	37	45	25 to 35	50.0	2	100.0	
27/11/2022	05:00	0	0	0	0	2	2	1	1	0	0	0	0	0	0	0	0	0	0	0	6	37.8	45	30 to 40	66.7	6	100.0	
27/11/2022	06:00	0	0	0	0	0	3	0	1	0	0	0	0	0	0	0	0	0	0	0	4	39.8	40	30 to 40	75.0	4	100.0	
27/11/2022	07:00	0	0	0	3	6	6	4	0	0	0	0	0	0	0	0	0	0	0	0	19	35.2	41.2	30 to 40	63.2	16	84.2	
27/11/2022	08:00	0	0	2	18	12	5	7	0	0	0	0	0	0	0	0	0	0	0	0	44	32.1	40	25 to 35	68.2	24	54.5	
27/11/2022	09:00	0	0	8	35	33	17	5	2	2	0	0	0	0	0	0	0	0	0	0	102	31.9	38.2	25 to 35	66.7	59	57.8	
27/11/2022	10:00	0	2	12	67	71	28	11	2	0	0	0	0	0	0	0	0	0	0	0	193	31.4	37.1	25 to 35	71.5	112	58.0	
27/11/2022	11:00	2	2	22	75	93	34	7	2	0	0	0	0	0	0	0	0	0	0	0	237	30.8	36	25 to 35	70.9	136	57.4	
27/11/2022	12:00	0	4	13	65	80	46	16	1	0	0	0	0	0	0	0	0	0	0	0	225	32	38.2	25 to 35	64.4	143	63.6	
27/11/2022	13:00	1	4	26	91	77	31	7	2	0	0	0	0	0	0	0	0	0	0	0	239	30.2	35.6	25 to 35	70.3	117	49.0	
27/11/2022	14:00	0	5	20	89	97	38	11	1	1	0	0	0	0	0	0	0	0	0	0	262	31	36.6	25 to 35	71.0	148	56.5	
27/11/2022	15:00	0	2	21	79	98	33	5	2	1	1	0	0	0	0	0	0	0	0	0	242	31	35.9	25 to 35	73.1	140	57.9	
27/11/2022	16:00	0	2	32	88	86	34	6	1	0	0	0	0	0	0	0	0	0	0	0	249	30.3	35.6	25 to 35	69.9	127	51.0	
27/11/2022	17:00	0	1	10	59	78	27	9	1	0	0	0	0	0	0	0	0	0	0	0	185	31.5	36.7	25 to 35	74.1	115	62.2	
27/11/2022	18:00	0	1	7	34	37	17	6	1	1	0	0	0	0	0	0	0	0	0	0	104	31.7	37.6	25 to 35	68.3	62	59.6	
27/11/2022	19:00	0	1	3	18	21	14	5	0	0	0	0	0	0	0	0	0	0	0	0	62	32.1	38.6	25 to 35	62.9	40	64.5	
27/11/2022	20:00	0	1	3	11	15	15	7	2	0	1	0	0	0	0	0	0	0	0	0	55	34.2	41.4	30 to 40	54.5	40	72.7	
27/11/2022	21:00	0	1	4	18	15	8	0	3	0	0	0	0	0	0	0	0	0	0	0	49	31.1	37.5	25 to 35	67.3	26	53.1	
27/11/2022	22:00	0	0	0	4	7	8	0	0	0	0	0	0	0	0	0	0	0	0	0	19	33.4	38.1	30 to 40	78.9	15	78.9	
27/11/2022	23:00	0	0	0	5	1	3	2	0	0	0	0	0	0	0	0	0	0	0	0	11	33	40	25 to 35	54.5	6	54.5	
24 Hr Summary		3	26	185	764	834	371	114	22	5	2	0	0	0	0	0	0	0	0	0	2326	31.3	37.2	25 to 35	68.7	1348	58.0	



Outgoing Histogram

A170 outward 2023

from Wed-Nov-02-2022-12-00-AM to Sat-Feb-18-2023-11-59-PM

Date	Starting Hr:min	<15	15 to <20	20 to <25	25 to <30	30 to <35	35 to <40	40 to <45	45 to <50	50 to <55	55 to <60	60 to <65	65 to <70	70 to <75	75 to <80	80 to <85	85 to <90	90 to <95	95 to <100	100 to >105	Total Counts	Avg Speed (MPH)	85pet Speed	10MPH Pace	% in pace	# of Speeders	% Speeders	
28/11/2022	00:00	0	0	0	0	2	0	1	1	1	0	0	0	0	0	0	0	0	0	0	0	5	41	50	25 to 35	40.0	5	100.0
28/11/2022	01:00	0	0	0	0	0	0	2	0	0	0	0	0	0	0	0	0	0	0	0	0	2	42	45	35 to 45	100.0	2	100.0
28/11/2022	02:00	0	0	0	0	0	0	1	0	0	0	0	0	0	0	0	0	0	0	0	0	1	42	45	35 to 45	100.0	1	100.0
28/11/2022	03:00	0	0	0	1	1	0	1	0	0	0	0	0	0	0	0	0	0	0	0	0	3	33.7	45	25 to 35	66.7	2	66.7
28/11/2022	04:00	0	0	1	0	0	2	1	1	0	0	0	0	0	0	0	0	0	0	0	0	5	37	45	35 to 45	60.0	4	80.0
28/11/2022	05:00	0	0	1	4	2	5	4	1	1	0	0	0	0	0	0	0	0	0	0	0	18	36.1	43.8	35 to 45	50.0	13	72.2
28/11/2022	06:00	0	0	0	5	9	9	3	0	1	0	0	0	0	0	0	0	0	0	0	0	27	34.9	40	30 to 40	66.7	22	81.5
28/11/2022	07:00	0	1	8	45	41	24	8	3	0	0	0	0	0	0	0	0	0	0	0	0	130	31.9	38.1	25 to 35	66.2	76	58.5
28/11/2022	08:00	0	5	33	113	74	28	2	0	0	0	0	0	0	0	0	0	0	0	0	0	255	29.3	34.5	25 to 35	73.3	104	40.8
28/11/2022	09:00	0	5	12	77	81	31	13	0	0	0	0	0	0	0	0	0	0	0	0	0	219	31.1	36.8	25 to 35	72.1	125	57.1
28/11/2022	10:00	0	1	15	77	71	25	5	1	0	0	0	0	0	0	0	0	0	0	0	0	195	30.6	35.4	25 to 35	75.9	102	52.3
28/11/2022	11:00	0	5	12	78	78	31	18	1	0	0	0	0	0	0	0	0	0	0	0	0	223	31.4	37.7	25 to 35	70.0	128	57.4
28/11/2022	12:00	0	5	24	85	85	35	5	1	1	0	0	0	0	0	0	0	0	0	0	0	241	30.5	35.9	25 to 35	70.5	127	52.7
28/11/2022	13:00	1	3	20	80	79	38	5	0	0	0	0	0	0	0	0	0	0	0	0	0	226	30.6	36.2	25 to 35	70.4	122	54.0
28/11/2022	14:00	1	1	22	80	77	23	8	2	0	0	0	0	0	0	0	0	0	0	0	0	214	30.5	35.2	25 to 35	73.4	110	51.4
28/11/2022	15:00	0	6	24	124	98	39	7	0	0	0	0	0	0	0	0	0	0	0	0	0	298	30.2	35.1	25 to 35	74.5	144	48.3
28/11/2022	16:00	0	4	36	121	87	32	4	1	0	0	0	0	0	0	0	0	0	0	0	0	285	29.6	34.7	25 to 35	73.0	124	43.5
28/11/2022	17:00	0	1	30	127	97	34	6	1	0	0	0	0	0	0	0	0	0	0	0	0	296	30.1	34.8	25 to 35	75.7	138	46.6
28/11/2022	18:00	0	2	11	41	71	29	8	0	0	0	0	0	0	0	0	0	0	0	0	0	162	31.7	37.2	25 to 35	69.1	108	66.7
28/11/2022	19:00	0	1	2	29	33	14	8	1	0	0	0	0	0	0	0	0	0	0	0	0	88	32.3	38.6	25 to 35	70.5	56	63.6
28/11/2022	20:00	0	1	3	15	20	16	4	5	0	0	0	0	0	0	0	0	0	0	0	0	64	33.6	39.7	30 to 40	56.3	45	70.3
28/11/2022	21:00	0	0	0	19	15	12	4	0	0	0	0	0	0	0	0	0	0	0	0	0	50	32.5	38.3	25 to 35	68.0	31	62.0
28/11/2022	22:00	0	0	2	13	6	4	2	0	1	0	0	0	0	0	0	0	0	0	0	0	28	31.5	38.8	25 to 35	67.9	13	46.4
28/11/2022	23:00	0	0	1	4	3	4	2	0	0	0	0	0	0	0	0	0	0	0	0	0	14	32.9	40	25 to 35	50.0	9	64.3
24 Hr Summary		2	41	257	1138	1030	435	122	19	5	0	0	0	0	0	0	0	0	0	0	0	3049	30.8	36.4	25 to 35	71.1	1611	52.8

Outgoing Histogram

A170 outward 2023

from Wed-Nov-02-2022-12-00-AM to Sat-Feb-18-2023-11-59-PM

Date	Starting Hr:min	<15	15 to <20	20 to <25	25 to <30	30 to <35	35 to <40	40 to <45	45 to <50	50 to <55	55 to <60	60 to <65	65 to <70	70 to <75	75 to <80	80 to <85	85 to <90	90 to <95	95 to <100	100 to >105	Total Counts	Avg Speed (MPH)	85pet Speed	10MPH Pace	% in pace	# of Speeders	% Speeders	
29/11/2022	00:00	0	0	0	1	1	0	0	0	0	0	0	0	0	0	0	0	0	0	0	0	2	29.5	35	25 to 35	100.0	1	50.0
29/11/2022	01:00	0	0	0	0	3	0	1	0	0	0	0	0	0	0	0	0	0	0	0	0	4	34.8	35	25 to 35	75.0	4	100.0
29/11/2022	02:00	0	0	0	0	0	0	0	0	0	0	0	0	0	0	0	0	0	0	0	0	0	0	0	*	*	*	*
29/11/2022	03:00	0	0	0	0	1	2	0	0	0	0	0	0	0	0	0	0	0	0	0	0	3	35.7	40	30 to 40	100.0	3	100.0
29/11/2022	04:00	0	0	0	0	2	0	0	0	1	0	0	0	0	0	0	0	0	0	0	0	3	39	55	25 to 35	66.7	3	100.0
29/11/2022	05:00	0	0	0	2	3	1	2	1	0	0	0	0	0	0	0	0	0	0	0	0	9	35.4	45	25 to 35	55.6	7	77.8
29/11/2022	06:00	0	0	0	10	8	9	6	2	0	0	0	0	0	0	0	0	0	0	0	0	35	34.8	42.5	25 to 35	51.4	25	71.4
29/11/2022	07:00	0	1	6	37	39	20	6	1	1	0	0	0	0	0	0	0	0	0	0	0	111	31.9	37.8	25 to 35	68.5	67	60.4
29/11/2022	08:00	0	0	21	101	86	41	9	2	0	0	0	0	0	0	0	0	0	0	0	0	260	31	36.6	25 to 35	71.9	138	53.1
29/11/2022	09:00	0	4	24	101	72	34	10	1	0	0	0	0	0	0	0	0	0	0	0	0	246	30.4	36.2	25 to 35	70.3	117	47.6
29/11/2022	10:00	0	5	15	82	77	32	7	0	0	0	0	0	0	0	0	0	0	0	0	0	218	30.6	35.9	25 to 35	72.9	116	53.2
29/11/2022	11:00	0	5	16	91	58	43	10	3	0	0	0	0	0	0	0	0	0	0	0	0	226	31	37.6	25 to 35	65.9	114	50.4
29/11/2022	12:00	0	0	28	93	63	37	7	0	0	0	0	0	0	0	0	0	0	0	0	0	228	30.3	36.4	25 to 35	68.4	107	46.9
29/11/2022	13:00	0	4	21	86	69	31	9	2	0	0	0	0	0	0	0	0	0	0	0	0	222	30.6	36.5	25 to 35	69.8	111	50.0
29/11/2022	14:00	0	10	34	102	68	25	2	1	0	0	0	0	0	0	0	0	0	0	0	0	242	29	34.4	25 to 35	70.2	96	39.7
29/11/2022	15:00	0	9	51	111	92	36	1	2	0	0	0	0	0	0	0	0	0	0	0	0	302	29.2	34.7	25 to 35	67.2	131	43.4
29/11/2022	16:00	1	5	40	140	97	27	4	1	0	0	0	0	0	0	0	0	0	0	0	0	315	29.3	34.2	25 to 35	75.2	129	41.0
29/11/2022	17:00	0	1	45	112	100	29	12	0	0	0	0	0	0	0	0	0	0	0	0	0	299	29.9	34.8	25 to 35	70.9	141	47.2
29/11/2022	18:00	0	1	18	59	75	23	8	1	0	0	0	0	0	0	0	0	0	0	0	0	185	31	35.9	25 to 35	72.4	107	57.8
29/11/2022	19:00	0	1	10	37	45	15	5	1	0	0	0	0	0	0	0	0	0	0	0	0	114	31	36.3	25 to 35	71.9	66	57.9
29/11/2022	20:00	0	0	9	17	22	11	6	1	1	0	0	0	0	0	0	0	0	0	0	0	67	32	39.1	25 to 35	58.2	41	61.2
29/11/2022	21:00	0	1	3	18	8	10	1	0	0	0	0	0	0	0	0	0	0	0	0	0	41	30.5	37.5	25 to 35	63.4	19	46.3
29/11/2022	22:00	0	0	1	11	8	6	2	2	0	0	0	0	0	0	0	0	0	0	0	0	30	32.8	40	25 to 35	63.3	18	60.0
29/11/2022	23:00	0	0	0	1	5	4	2	2	0	1	0	0	0	0	0	0	0	0	0	0	15	38.2	47.5	30 to 40	60.0	14	93.3
24 Hr Summary		1	47	342	1212	1002	436	110	23	3	1	0	0	0	0	0	0	0	0	0	0	3177	30.4	36.1	25 to 35	69.7	1575	49.6

Outgoing Histogram

A170 outward 2023

from Wed-Nov-02-2022-12-00-AM to Sat-Feb-18-2023-11-59-PM

Date	Starting Hr:min	<15	15 to <20	20 to <25	25 to <30	30 to <35	35 to <40	40 to <45	45 to <50	50 to <55	55 to <60	60 to <65	65 to <70	70 to <75	75 to <80	80 to <85	85 to <90	90 to <95	95 to <100	100 to >105	Total Counts	Avg Speed (MPH)	85pet Speed	10MPH Pace	% in pace	# of Speeders	% Speeders	
30/11/2022	00:00	0	0	0	0	4	1	0	0	0	0	0	0	0	0	0	0	0	0	0	0	5	33.4	35	30 to 40	100.0	5	100.0
30/11/2022	01:00	0	0	2	1	0	1	1	0	0	0	0	0	0	0	0	0	0	0	0	0	5	30.2	40	20 to 30	60.0	2	40.0
30/11/2022	02:00	0	0	0	0	0	1	0	0	0	0	0	0	0	0	0	0	0	0	0	0	1	37	40	30 to 40	100.0	1	100.0
30/11/2022	03:00	0	0	0	0	1	1	0	0	0	0	0	0	0	0	0	0	0	0	0	0	2	34.5	40	30 to 40	100.0	2	100.0
30/11/2022	04:00	0	0	0	1	2	0	0	0	1	0	0	0	0	0	0	0	0	0	0	0	4	35.8	35	25 to 35	75.0	3	75.0
30/11/2022	05:00	0	0	0	1	2	4	1	0	1	0	0	0	0	0	0	0	0	0	0	0	9	37.1	45	30 to 40	66.7	8	88.9
30/11/2022	06:00	0	0	2	6	6	7	6	3	0	0	0	0	0	0	0	0	0	0	0	0	30	35.3	44.2	30 to 40	43.3	22	73.3
30/11/2022	07:00	0	0	5	36	43	28	9	2	0	1	0	0	0	0	0	0	0	0	0	0	124	32.9	38.8	25 to 35	63.7	83	66.9
30/11/2022	08:00	0	5	31	100	89	23	2	0	0	0	0	0	0	0	0	0	0	0	0	0	250	29.5	34.3	25 to 35	75.6	114	45.6
30/11/2022	09:00	0	5	17	87	89	27	5	0	0	0	0	0	0	0	0	0	0	0	0	0	230	30.3	34.9	25 to 35	76.5	121	52.6
30/11/2022	10:00	0	2	20	63	96	42	8	2	0	0	0	0	0	0	0	0	0	0	0	0	233	31.5	37	25 to 35	68.2	148	63.5
30/11/2022	11:00	0	2	22	89	74	27	6	2	1	0	0	0	0	0	0	0	0	0	0	0	223	30.4	35.6	25 to 35	73.1	110	49.3
30/11/2022	12:00	0	2	31	86	74	36	1	0	0	0	0	0	0	0	0	0	0	0	0	0	230	30	35.4	25 to 35	69.6	111	48.3
30/11/2022	13:00	1	7	20	89	83	29	9	1	0	0	0	0	0	0	0	0	0	0	0	0	239	30.3	35.5	25 to 35	72.0	122	51.0
30/11/2022	14:00	0	6	15	91	63	35	2	0	1	0	0	0	0	0	0	0	0	0	0	0	213	30.2	35.9	25 to 35	72.3	101	47.4
30/11/2022	15:00	0	2	43	129	99	40	5	0	0	0	0	0	0	0	0	0	0	0	0	0	318	29.8	34.8	25 to 35	71.7	144	45.3
30/11/2022	16:00	0	6	44	149	83	33	6	1	0	0	0	0	0	0	0	0	0	0	0	0	322	29.3	34.5	25 to 35	72.0	123	38.2
30/11/2022	17:00	1	3	35	122	107	40	9	1	0	0	0	0	0	0	0	0	0	0	0	0	318	30.2	35.2	25 to 35	72.0	157	49.4
30/11/2022	18:00	1	5	22	73	64	27	11	0	0	0	0	0	0	0	0	0	0	0	0	0	203	30.3	36.5	25 to 35	67.5	102	50.2
30/11/2022	19:00	0	2	9	36	28	21	6	1	0	0	0	0	0	0	0	0	0	0	0	0	103	31.3	38.1	25 to 35	62.1	56	54.4
30/11/2022	20:00	0	1	6	19	29	15	6	0	0	0	0	0	0	0	0	0	0	0	0	0	76	32	38.3	25 to 35	63.2	50	65.8
30/11/2022	21:00	0	1	8	17	11	8	6	0	0	0	0	0	0	0	0	0	0	0	0	0	51	30.8	38.8	25 to 35	54.9	25	49.0
30/11/2022	22:00	0	3	3	20	17	10	4	2	0	0	0	0	0	0	0	0	0	0	0	0	59	31.5	38.5	25 to 35	62.7	33	55.9
30/11/2022	23:00	0	0	2	8	3	3	2	1	1	0	0	0	0	0	0	0	0	0	0	0	20	32.8	42.5	25 to 35	55.0	10	50.0
24 Hr Summary		3	52	337	1223	1067	459	105	16	5	1	0	0	0	0	0	0	0	0	0	0	3268	30.4	36	25 to 35	70.1	1653	50.6

Outgoing Histogram

A170 outward 2023

from Wed-Nov-02-2022-12-00-AM to Sat-Feb-18-2023-11-59-PM

Date	Starting Hr:min	<15	15 to <20	20 to <25	25 to <30	30 to <35	35 to <40	40 to <45	45 to <50	50 to <55	55 to <60	60 to <65	65 to <70	70 to <75	75 to <80	80 to <85	85 to <90	90 to <95	95 to <100	100 to >105	Total Counts	Avg Speed (MPH)	85pet Speed	10MPH Pace	% in pace	# of Speeders	% Speeders	
01/12/2022	00:00	0	0	0	0	2	2	1	0	0	0	0	0	0	0	0	0	0	0	0	0	5	36.4	40	30 to 40	80.0	5	100.0
01/12/2022	01:00	0	0	0	0	2	1	0	0	0	0	0	0	0	0	0	0	0	0	0	0	3	34	40	30 to 40	100.0	3	100.0
01/12/2022	02:00	0	0	0	0	0	0	0	0	0	0	0	0	0	0	0	0	0	0	0	0	0	0	0	*	*	*	*
01/12/2022	03:00	0	0	0	0	1	0	0	0	0	0	0	0	0	0	0	0	0	0	0	0	1	32	35	25 to 35	100.0	1	100.0
01/12/2022	04:00	0	0	0	0	1	1	1	1	0	0	0	0	0	0	0	0	0	0	0	0	4	39.5	45	30 to 40	50.0	4	100.0
01/12/2022	05:00	0	0	0	1	1	1	3	0	0	0	0	0	0	0	0	0	0	0	0	0	6	37.2	43.3	35 to 45	66.7	5	83.3
01/12/2022	06:00	0	0	1	12	11	9	7	2	0	0	0	0	0	0	0	0	0	0	0	0	42	34.2	42.1	25 to 35	54.8	29	69.0
01/12/2022	07:00	0	1	8	45	40	19	4	1	0	0	0	0	0	0	0	0	0	0	0	0	118	31	36.6	25 to 35	72.0	64	54.2
01/12/2022	08:00	4	3	31	82	75	34	5	0	0	0	0	0	0	0	0	0	0	0	0	0	234	29.8	35.6	25 to 35	67.1	114	48.7
01/12/2022	09:00	1	7	20	84	79	38	6	2	0	0	0	0	0	0	0	0	0	0	0	0	237	30.5	36.3	25 to 35	68.8	125	52.7
01/12/2022	10:00	0	0	26	69	70	34	6	0	0	0	0	0	0	0	0	0	0	0	0	0	205	30.6	36.3	25 to 35	67.8	110	53.7
01/12/2022	11:00	0	5	14	84	88	25	9	3	0	0	0	0	0	0	0	0	0	0	0	0	228	30.8	35.6	25 to 35	75.4	125	54.8
01/12/2022	12:00	0	6	41	108	84	39	6	1	0	0	0	0	0	0	0	0	0	0	0	0	285	29.8	35.4	25 to 35	67.4	130	45.6
01/12/2022	13:00	0	2	17	80	101	45	5	0	0	0	0	0	0	0	0	0	0	0	0	0	250	31.2	36.3	25 to 35	72.4	151	60.4
01/12/2022	14:00	0	6	28	95	98	20	5	1	0	0	0	0	0	0	0	0	0	0	0	0	253	29.8	34.4	25 to 35	76.3	124	49.0
01/12/2022	15:00	1	7	39	149	101	34	6	1	0	0	0	0	0	0	0	0	0	0	0	0	338	29.5	34.5	25 to 35	74.0	142	42.0
01/12/2022	16:00	1	2	30	128	95	25	4	0	0	0	0	0	0	0	0	0	0	0	0	0	285	29.6	34.3	25 to 35	78.2	124	43.5
01/12/2022	17:00	0	2	40	126	98	31	7	0	0	0	0	0	0	0	0	0	0	0	0	0	304	29.7	34.6	25 to 35	73.7	136	44.7
01/12/2022	18:00	0	2	17	70	71	39	8	3	0	0	0	0	0	0	0	0	0	0	0	0	210	31.4	37.3	25 to 35	67.1	121	57.6
01/12/2022	19:00	0	4	7	33	40	25	6	1	0	0	0	0	0	0	0	0	0	0	0	0	116	31.6	38	25 to 35	62.9	72	62.1
01/12/2022	20:00	0	2	4	32	21	17	2	2	1	0	0	0	0	0	0	0	0	0	0	0	81	31.5	37.9	25 to 35	65.4	43	53.1
01/12/2022	21:00	0	1	2	24	23	6	3	0	0	0	0	0	0	0	0	0	0	0	0	0	59	30.8	35	25 to 35	79.7	32	54.2
01/12/2022	22:00	0	0	2	18	15	10	1	0	0	0	0	0	0	0	0	0	0	0	0	0	46	31.3	37	25 to 35	71.7	26	56.5
01/12/2022	23:00	0	0	2	4	13	3	0	1	1	0	0	0	0	0	0	0	0	0	0	0	24	32.7	36.7	25 to 35	70.8	18	75.0
24 Hr Summary		7	50	329	1244	1130	458	95	19	2	0	0	0	0	0	0	0	0	0	0	0	3334	30.4	35.8	25 to 35	71.2	1704	51.1

Outgoing Histogram

A170 outward 2023

from Wed-Nov-02-2022-12-00-AM to Sat-Feb-18-2023-11-59-PM

Date	Starting Hr:min	<15	15 to <20	20 to <25	25 to <30	30 to <35	35 to <40	40 to <45	45 to <50	50 to <55	55 to <60	60 to <65	65 to <70	70 to <75	75 to <80	80 to <85	85 to <90	90 to <95	95 to <100	100 to >105	Total Counts	Avg Speed (MPH)	85pct Speed	10MPH Pace	% in pace	# of Speeders	% Speeders	
02/12/2022	00:00	0	0	0	1	1	2	2	0	0	0	0	0	0	0	0	0	0	0	0	0	6	36.2	42.5	35 to 45	66.7	5	83.3
02/12/2022	01:00	0	0	0	0	0	0	0	0	0	0	0	0	0	0	0	0	0	0	0	0	0	0	0	*	*	*	*
02/12/2022	02:00	0	0	0	1	1	0	0	0	0	0	0	0	0	0	0	0	0	0	0	0	2	29.5	35	25 to 35	100.0	1	50.0
02/12/2022	03:00	0	0	0	0	2	0	0	0	0	0	0	0	0	0	0	0	0	0	0	0	2	32	35	25 to 35	100.0	2	100.0
02/12/2022	04:00	0	0	1	0	0	0	0	0	0	0	0	0	0	0	0	0	0	0	0	0	1	22	25	15 to 25	100.0	*	*
02/12/2022	05:00	0	0	2	3	3	2	5	0	0	0	0	0	0	0	0	0	0	0	0	0	15	33.9	43	35 to 45	46.7	10	66.7
02/12/2022	06:00	0	0	1	9	7	6	3	1	0	0	0	0	0	0	0	0	0	0	0	0	27	33.1	40	25 to 35	59.3	17	63.0
02/12/2022	07:00	0	1	12	36	29	28	9	2	0	0	0	0	0	0	0	0	0	0	0	0	117	32	38.8	25 to 35	55.6	68	58.1
02/12/2022	08:00	0	1	15	95	71	34	9	2	0	0	0	0	0	0	0	0	0	0	0	0	227	30.9	36.6	25 to 35	73.1	116	51.1
02/12/2022	09:00	0	3	27	79	102	32	8	2	2	0	0	0	0	0	0	0	0	0	0	0	255	30.9	35.9	25 to 35	71.0	146	57.3
02/12/2022	10:00	0	4	24	110	70	28	10	0	0	0	0	0	0	0	0	0	0	0	0	0	246	30	35.2	25 to 35	73.2	108	43.9
02/12/2022	11:00	3	5	19	85	66	36	6	3	0	0	0	0	0	0	0	0	0	0	0	0	223	30.4	36.7	25 to 35	67.7	111	49.8
02/12/2022	12:00	1	3	33	112	110	45	7	1	0	1	0	0	0	0	0	0	0	0	0	0	313	30.5	35.8	25 to 35	70.9	164	52.4
02/12/2022	13:00	0	4	32	126	114	36	8	1	0	0	0	0	0	0	0	0	0	0	0	0	321	30.2	34.9	25 to 35	74.8	159	49.5
02/12/2022	14:00	0	1	42	125	92	38	11	0	0	0	0	0	0	0	0	0	0	0	0	0	309	30	35.4	25 to 35	70.2	141	45.6
02/12/2022	15:00	1	5	51	167	127	43	11	1	0	0	0	0	0	0	0	0	0	0	0	0	406	29.8	34.8	25 to 35	72.4	182	44.8
02/12/2022	16:00	0	11	41	127	108	42	9	1	1	0	0	0	0	0	0	0	0	0	0	0	340	29.9	35.2	25 to 35	69.1	161	47.4
02/12/2022	17:00	0	8	37	120	121	42	11	1	1	0	0	0	0	0	0	0	0	0	0	0	341	30.3	35.5	25 to 35	70.7	176	51.6
02/12/2022	18:00	0	7	24	78	96	41	12	1	0	0	0	0	0	0	0	0	0	0	0	0	259	30.9	36.8	25 to 35	67.2	150	57.9
02/12/2022	19:00	0	0	10	51	58	31	5	0	0	0	0	0	0	0	0	0	0	0	0	0	155	31.5	37.1	25 to 35	70.3	94	60.6
02/12/2022	20:00	0	0	8	22	27	13	5	0	0	0	0	0	0	0	0	0	0	0	0	0	75	31.5	37.7	25 to 35	65.3	45	60.0
02/12/2022	21:00	0	1	6	13	17	12	3	2	0	0	0	0	0	0	0	0	0	0	0	0	54	32	38.8	25 to 35	55.6	34	63.0
02/12/2022	22:00	0	1	6	19	12	11	3	2	0	0	0	0	0	0	0	0	0	0	0	0	54	31.4	38.6	25 to 35	57.4	28	51.9
02/12/2022	23:00	0	0	0	5	7	4	2	0	0	0	0	0	0	0	0	0	0	0	0	0	18	33.2	38.8	25 to 35	66.7	13	72.2
24 Hr Summary		5	55	391	1384	1241	526	139	20	4	1	0	0	0	0	0	0	0	0	0	0	3766	30.5	36.2	25 to 35	69.7	1931	51.3

Outgoing Histogram

A170 outward 2023

from Wed-Nov-02-2022-12-00-AM to Sat-Feb-18-2023-11-59-PM

Date	Starting Hr:min	<15	15 to <20	20 to <25	25 to <30	30 to <35	35 to <40	40 to <45	45 to <50	50 to <55	55 to <60	60 to <65	65 to <70	70 to <75	75 to <80	80 to <85	85 to <90	90 to <95	95 to <100	100 to >105	Total Counts	Avg Speed (MPH)	85pct Speed	10MPH Pace	% in pace	# of Speeders	% Speeders	
03/12/2022	00:00	0	0	1	5	5	6	1	0	0	0	0	0	0	0	0	0	0	0	0	0	18	32.6	38.3	30 to 40	61.1	12	66.7
03/12/2022	01:00	0	0	0	1	1	0	4	1	1	0	0	0	0	0	0	0	0	0	0	0	8	40.9	50	40 to 50	62.5	7	87.5
03/12/2022	02:00	0	0	0	2	0	0	1	0	0	0	0	0	0	0	0	0	0	0	0	0	3	32	45	20 to 30	66.7	1	33.3
03/12/2022	03:00	0	0	0	2	1	0	0	0	0	0	0	0	0	0	0	0	0	0	0	0	3	29	35	25 to 35	100.0	1	33.3
03/12/2022	04:00	0	0	0	0	0	0	0	0	0	0	0	0	0	0	0	0	0	0	0	0	0	0	0	*	*	*	*
03/12/2022	05:00	0	0	1	1	1	2	1	1	1	0	0	0	0	0	0	0	0	0	0	0	8	37.1	50	30 to 40	37.5	6	75.0
03/12/2022	06:00	0	0	0	2	3	5	3	3	1	0	0	0	0	0	0	0	0	0	0	0	17	38.8	46.7	30 to 40	47.1	15	88.2
03/12/2022	07:00	0	0	3	11	12	5	7	1	0	0	0	0	0	0	0	0	0	0	0	0	39	33	41.4	25 to 35	59.0	25	64.1
03/12/2022	08:00	0	2	1	35	45	15	5	4	0	0	0	0	0	0	0	0	0	0	0	0	107	32.2	37.7	25 to 35	74.8	69	64.5
03/12/2022	09:00	1	4	11	59	53	32	8	2	0	0	0	0	0	0	0	0	0	0	0	0	170	31.2	37.5	25 to 35	65.9	95	55.9
03/12/2022	10:00	0	2	11	62	85	29	14	2	0	0	0	0	0	0	0	0	0	0	0	0	205	31.8	37.4	25 to 35	71.7	130	63.4
03/12/2022	11:00	0	0	21	73	90	41	14	1	1	0	0	0	0	0	0	0	0	0	0	0	241	31.7	37.6	25 to 35	67.6	147	61.0
03/12/2022	12:00	0	2	27	95	137	38	10	0	0	0	0	0	0	0	0	0	0	0	0	0	309	30.9	35.3	25 to 35	75.1	185	59.9
03/12/2022	13:00	0	4	16	90	107	48	16	0	0	0	0	0	0	0	0	0	0	0	0	0	281	31.5	37.3	25 to 35	70.1	171	60.9
03/12/2022	14:00	0	2	17	99	83	41	10	4	0	0	0	0	0	0	0	0	0	0	0	0	256	31.2	37.1	25 to 35	71.1	138	53.9
03/12/2022	15:00	1	4	21	89	93	43	2	1	0	0	0	0	0	0	0	0	0	0	0	0	254	30.5	35.9	25 to 35	71.7	139	54.7
03/12/2022	16:00	0	8	26	112	92	29	4	0	0	0	0	0	0	0	0	0	0	0	0	0	271	29.7	34.6	25 to 35	75.3	125	46.1
03/12/2022	17:00	0	4	19	85	76	27	5	0	0	0	0	0	0	0	0	0	0	0	0	0	216	30.2	35	25 to 35	74.5	108	50.0
03/12/2022	18:00	0	0	12	41	58	31	7	1	0	0	0	0	0	0	0	0	0	0	0	0	150	31.9	37.7	25 to 35	66.0	97	64.7
03/12/2022	19:00	0	0	11	33	30	15	7	3	3	0	0	0	0	0	0	0	0	0	0	0	102	32.2	39.3	25 to 35	61.8	58	56.9
03/12/2022	20:00	0	1	4	21	22	4	5	0	0	0	0	0	0	0	0	0	0	0	0	0	57	30.8	35	25 to 35	75.4	31	54.4
03/12/2022	21:00	0	0	6	21	15	7	1	1	0	0	0	0	0	0	0	0	0	0	0	0	51	30.3	35.7	25 to 35	70.6	24	47.1
03/12/2022	22:00	0	1	3	33	26	6	1	0	0	0	0	0	0	0	0	0	0	0	0	0	70	30	34.4	25 to 35	84.3	33	47.1
03/12/2022	23:00	0	0	1	10	7	4	1	0	1	0	0	0	0	0	0	0	0	0	0	0	24	31.9	37.5	25 to 35	70.8	13	54.2
24 Hr Summary		2	34	212	982	1042	428	127	25	8	0	0	0	0	0	0	0	0	0	0	0	2860	31.2	36.9	25 to 35	70.8	1630	57.0

Outgoing Histogram

A170 outward 2023

from Wed-Nov-02-2022-12-00-AM to Sat-Feb-18-2023-11-59-PM

Date	Starting Hr:min	<15	15 to <20	20 to <25	25 to <30	30 to <35	35 to <40	40 to <45	45 to <50	50 to <55	55 to <60	60 to <65	65 to <70	70 to <75	75 to <80	80 to <85	85 to <90	90 to <95	95 to <100	100 to >105	Total Counts	Avg Speed (MPH)	85pet Speed	10MPH Pace	% in pace	# of Speeders	% Speeders	
04/12/2022	00:00	0	0	0	6	5	5	0	0	0	0	0	0	0	0	0	0	0	0	0	0	16	31.9	38	25 to 35	68.8	10	62.5
04/12/2022	01:00	0	0	0	1	2	0	5	0	0	0	0	0	0	0	0	0	0	0	0	0	8	37.8	44	35 to 45	62.5	7	87.5
04/12/2022	02:00	0	0	0	0	0	1	0	0	0	0	0	0	0	0	0	0	0	0	0	0	1	37	40	30 to 40	100.0	1	100.0
04/12/2022	03:00	0	0	0	1	0	0	0	1	0	0	0	0	0	0	0	0	0	0	0	0	2	37	50	20 to 30	50.0	1	50.0
04/12/2022	04:00	0	0	0	0	0	0	0	0	0	0	0	0	0	0	0	0	0	0	0	0	0	0	0	*	*	*	*
04/12/2022	05:00	0	0	0	0	3	0	1	1	0	0	0	0	0	0	0	0	0	0	0	0	5	37.2	45	25 to 35	60.0	5	100.0
04/12/2022	06:00	0	0	0	2	1	2	1	0	0	0	0	0	0	0	0	0	0	0	0	0	6	33.7	40	25 to 35	50.0	4	66.7
04/12/2022	07:00	0	0	0	6	5	3	2	0	0	0	0	0	0	0	0	0	0	0	0	0	16	32.5	40	25 to 35	68.8	10	62.5
04/12/2022	08:00	1	0	1	18	11	9	1	0	0	0	0	0	0	0	0	0	0	0	0	0	41	30.9	37.2	25 to 35	70.7	21	51.2
04/12/2022	09:00	0	0	9	39	31	31	2	0	0	0	0	0	0	0	0	0	0	0	0	0	112	31.5	37.6	25 to 35	62.5	64	57.1
04/12/2022	10:00	0	0	18	55	54	30	11	3	0	0	0	0	0	0	0	0	0	0	0	0	171	31.6	38	25 to 35	63.7	98	57.3
04/12/2022	11:00	0	9	16	74	75	33	6	2	0	0	0	0	0	0	0	0	0	0	0	0	215	30.6	36.4	25 to 35	69.3	116	54.0
04/12/2022	12:00	0	0	22	81	82	36	9	0	0	0	0	0	0	0	0	0	0	0	0	0	230	30.9	36.5	25 to 35	70.9	127	55.2
04/12/2022	13:00	0	1	13	73	76	38	10	2	1	0	0	0	0	0	0	0	0	0	0	0	214	31.7	37.5	25 to 35	69.6	127	59.3
04/12/2022	14:00	0	3	14	90	94	31	4	0	1	0	0	0	0	0	0	0	0	0	0	0	237	30.7	35	25 to 35	77.6	130	54.9
04/12/2022	15:00	0	2	12	62	69	37	5	1	0	0	0	0	0	0	0	0	0	0	0	0	188	31.4	37	25 to 35	69.7	112	59.6
04/12/2022	16:00	0	0	17	67	77	28	2	0	0	0	0	0	0	0	0	0	0	0	0	0	191	30.7	35.2	25 to 35	75.4	107	56.0
04/12/2022	17:00	0	5	26	68	54	25	7	1	0	0	0	0	0	0	0	0	0	0	0	0	186	30	36	25 to 35	65.6	87	46.8
04/12/2022	18:00	0	0	6	31	46	22	5	1	0	0	0	0	0	0	0	0	0	0	0	0	111	32.1	37.5	25 to 35	69.4	74	66.7
04/12/2022	19:00	0	4	7	25	25	14	4	1	0	1	0	0	0	0	0	0	0	0	0	0	81	31.1	37.9	25 to 35	61.7	45	55.6
04/12/2022	20:00	0	1	1	17	17	12	5	0	0	0	0	0	0	0	0	0	0	0	0	0	53	32.4	38.8	25 to 35	64.2	34	64.2
04/12/2022	21:00	0	0	2	11	14	4	2	1	0	0	0	0	0	0	0	0	0	0	0	0	34	31.8	37.5	25 to 35	73.5	21	61.8
04/12/2022	22:00	0	0	0	1	10	5	3	0	0	0	0	0	0	0	0	0	0	0	0	0	19	34.8	40	30 to 40	78.9	18	94.7
04/12/2022	23:00	0	0	0	2	1	1	1	2	0	0	0	0	0	0	0	0	0	0	0	0	7	37	47.5	25 to 35	42.9	5	71.4
24 Hr Summary		1	25	164	730	752	367	86	16	2	1	0	0	0	0	0	0	0	0	0	0	2144	31.2	37	25 to 35	69.1	1224	57.1

Outgoing Histogram

A170 outward 2023

from Wed-Nov-02-2022-12-00-AM to Sat-Feb-18-2023-11-59-PM

Date	Starting Hr:min	<15	15 to <20	20 to <25	25 to <30	30 to <35	35 to <40	40 to <45	45 to <50	50 to <55	55 to <60	60 to <65	65 to <70	70 to <75	75 to <80	80 to <85	85 to <90	90 to <95	95 to <100	100 to >105	Total Counts	Avg Speed (MPH)	85pet Speed	10MPH Pace	% in pace	# of Speeders	% Speeders	
05/12/2022	00:00	0	0	4	4	1	1	1	1	0	0	0	0	0	0	0	0	0	0	0	0	12	29.8	40	20 to 30	66.7	4	33.3
05/12/2022	01:00	0	0	0	0	0	1	0	0	0	0	0	0	0	0	0	0	0	0	0	0	1	37	40	30 to 40	100.0	1	100.0
05/12/2022	02:00	0	0	0	0	0	0	0	0	0	0	0	0	0	0	0	0	0	0	0	0	0	0	0	*	*	*	*
05/12/2022	03:00	0	0	0	0	0	1	0	0	0	0	0	0	0	0	0	0	0	0	0	0	1	37	40	30 to 40	100.0	1	100.0
05/12/2022	04:00	0	0	0	1	2	0	2	0	0	0	0	0	0	0	0	0	0	0	0	0	5	35.2	42.5	25 to 35	60.0	4	80.0
05/12/2022	05:00	0	0	0	0	3	0	1	0	0	0	0	0	0	0	0	0	0	0	0	0	4	34.8	35	25 to 35	75.0	4	100.0
05/12/2022	06:00	0	0	0	9	6	11	5	4	0	0	0	0	0	0	0	0	0	0	0	0	35	35.8	44	30 to 40	48.6	26	74.3
05/12/2022	07:00	0	0	6	34	38	24	7	1	0	0	0	0	0	0	0	0	0	0	0	0	110	32.2	38.3	25 to 35	65.5	70	63.6
05/12/2022	08:00	0	3	22	82	78	38	6	0	0	0	0	0	0	0	0	0	0	0	0	0	229	30.6	36.3	25 to 35	69.9	122	53.3
05/12/2022	09:00	0	5	23	74	76	37	2	2	0	0	0	0	0	0	0	0	0	0	0	0	219	30.5	36.1	25 to 35	68.5	117	53.4
05/12/2022	10:00	1	7	20	69	88	33	2	1	0	0	0	0	0	0	0	0	0	0	0	0	221	30.3	35.5	25 to 35	71.0	124	56.1
05/12/2022	11:00	0	4	21	81	84	45	8	0	0	0	0	0	0	0	0	0	0	0	0	0	243	31	36.9	25 to 35	67.9	137	56.4
05/12/2022	12:00	0	2	15	98	63	33	6	2	0	0	0	0	0	0	0	0	0	0	0	0	219	30.6	36.2	25 to 35	73.5	104	47.5
05/12/2022	13:00	0	2	15	75	88	42	12	1	0	0	0	0	0	0	0	0	0	0	0	0	235	31.6	37.4	25 to 35	69.4	143	60.9
05/12/2022	14:00	0	2	17	98	77	34	2	1	0	0	0	0	0	0	0	0	0	0	0	0	231	30.4	35.3	25 to 35	75.8	114	49.4
05/12/2022	15:00	0	7	40	123	105	32	7	0	0	0	0	0	0	0	0	0	0	0	0	0	314	29.6	34.6	25 to 35	72.6	144	45.9
05/12/2022	16:00	0	10	58	114	102	33	2	0	0	0	0	0	0	0	0	0	0	0	0	0	319	29	34.4	25 to 35	67.7	137	42.9
05/12/2022	17:00	0	7	30	97	87	36	6	1	0	0	0	0	0	0	0	0	0	0	0	0	264	30.1	35.4	25 to 35	69.7	130	49.2
05/12/2022	18:00	0	1	7	39	62	33	3	1	0	0	0	0	0	0	0	0	0	0	0	0	146	32	37.3	25 to 35	69.2	99	67.8
05/12/2022	19:00	0	0	3	29	34	23	5	2	0	0	0	0	0	0	0	0	0	0	0	0	96	32.7	38.5	25 to 35	65.6	64	66.7
05/12/2022	20:00	0	0	6	21	25	13	8	1	0	0	0	0	0	0	0	0	0	0	0	0	74	32.4	39.2	25 to 35	62.2	47	63.5
05/12/2022	21:00	1	0	2	15	14	11	5	2	0	0	0	0	0	0	0	0	0	0	0	0	50	32.7	39.5	25 to 35	58.0	32	64.0
05/12/2022	22:00	0	0	2	12	13	3	4	2	0	0	0	0	0	0	0	0	0	0	0	0	36	32.5	41.2	25 to 35	69.4	22	61.1
05/12/2022	23:00	0	0	1	6	5	0	2	0	0	0	0	0	0	0	0	0	0	0	0	0	14	30.9	35	25 to 35	78.6	7	50.0
24 Hr Summary		2	50	292	1081	1051	484	96	22	0	0	0	0	0	0	0	0	0	0	0	0	3078	30.7	36.4	25 to 35	69.3	1653	53.7



Outgoing Histogram

A170 outward 2023

from Wed-Nov-02-2022-12-00-AM to Sat-Feb-18-2023-11-59-PM

Date	Starting Hr:min	<15	15 to <20	20 to <25	25 to <30	30 to <35	35 to <40	40 to <45	45 to <50	50 to <55	55 to <60	60 to <65	65 to <70	70 to <75	75 to <80	80 to <85	85 to <90	90 to <95	95 to <100	100 to >105	Total Counts	Avg Speed (MPH)	85pet Speed	10MPH Pace	% in pace	# of Speeders	% Speeders	
06/12/2022	00:00	0	0	2	3	3	1	1	1	0	0	0	0	0	0	0	0	0	0	0	0	11	31.5	40	25 to 35	54.5	6	54.5
06/12/2022	01:00	0	0	0	1	0	0	0	1	0	0	0	0	0	0	0	0	0	0	0	0	2	37	50	20 to 30	50.0	1	50.0
06/12/2022	02:00	0	0	0	1	1	0	0	0	0	0	0	0	0	0	0	0	0	0	0	0	2	29.5	35	25 to 35	100.0	1	50.0
06/12/2022	03:00	0	0	1	0	1	1	1	0	0	0	0	0	0	0	0	0	0	0	0	0	4	33.3	40	30 to 40	50.0	3	75.0
06/12/2022	04:00	0	0	0	2	2	2	1	0	0	0	0	0	0	0	0	0	0	0	0	0	7	33.6	40	25 to 35	57.1	5	71.4
06/12/2022	05:00	0	0	0	1	0	1	1	1	0	0	0	0	0	0	0	0	0	0	0	0	4	38.3	45	35 to 45	50.0	3	75.0
06/12/2022	06:00	0	0	2	9	10	9	5	1	0	0	0	0	0	0	0	0	0	0	0	0	36	33.6	41	25 to 35	52.8	25	69.4
06/12/2022	07:00	0	2	17	58	49	23	3	1	0	0	0	0	0	0	0	0	0	0	0	0	153	30.3	35.9	25 to 35	69.9	76	49.7
06/12/2022	08:00	1	6	22	98	88	37	6	1	0	0	0	0	0	0	0	0	0	0	0	0	259	30.3	35.7	25 to 35	71.8	132	51.0
06/12/2022	09:00	0	2	16	93	77	44	8	2	0	0	0	0	0	0	0	0	0	0	0	0	242	31.1	37	25 to 35	70.2	131	54.1
06/12/2022	10:00	1	3	19	83	74	22	2	2	0	0	0	0	0	0	0	0	0	0	0	0	206	30	34.7	25 to 35	76.2	100	48.5
06/12/2022	11:00	1	5	22	72	78	36	4	2	1	0	0	0	0	0	0	0	0	0	0	0	221	30.6	36.4	25 to 35	67.9	121	54.8
06/12/2022	12:00	0	2	21	84	79	26	8	0	0	0	0	0	0	0	0	0	0	0	0	0	220	30.4	35.2	25 to 35	74.1	113	51.4
06/12/2022	13:00	0	1	17	79	92	33	8	1	0	0	0	0	0	0	0	0	0	0	0	0	231	31.1	36.1	25 to 35	74.0	134	58.0
06/12/2022	14:00	0	3	23	91	87	27	4	1	0	0	0	0	0	0	0	0	0	0	0	0	236	30.2	34.8	25 to 35	75.4	119	50.4
06/12/2022	15:00	0	2	47	121	102	34	8	1	0	0	0	0	0	0	0	0	0	0	0	0	315	29.8	34.8	25 to 35	70.8	145	46.0
06/12/2022	16:00	1	7	45	125	128	23	3	0	0	0	0	0	0	0	0	0	0	0	0	0	332	29.3	34.1	25 to 35	76.2	154	46.4
06/12/2022	17:00	1	3	30	121	82	19	7	0	0	0	0	0	0	0	0	0	0	0	0	0	263	29.4	34.2	25 to 35	77.2	108	41.1
06/12/2022	18:00	0	1	7	58	58	26	8	0	1	0	0	0	0	0	0	0	0	0	0	0	159	31.5	37.1	25 to 35	73.0	93	58.5
06/12/2022	19:00	0	0	8	28	37	12	4	0	0	0	0	0	0	0	0	0	0	0	0	0	89	31.1	36.2	25 to 35	73.0	53	59.6
06/12/2022	20:00	0	0	2	14	28	11	4	0	0	0	0	0	0	0	0	0	0	0	0	0	59	32.5	37.7	25 to 35	71.2	43	72.9
06/12/2022	21:00	0	2	7	16	20	6	5	1	0	0	0	0	0	0	0	0	0	0	0	0	57	30.9	37.5	25 to 35	63.2	32	56.1
06/12/2022	22:00	0	1	6	24	18	8	4	0	0	0	0	0	0	0	0	0	0	0	0	0	61	30.5	36.9	25 to 35	68.9	30	49.2
06/12/2022	23:00	0	0	0	4	2	2	0	1	0	0	0	0	0	0	0	0	0	0	0	0	9	32.7	40	25 to 35	66.7	5	55.6
24 Hr Summary		5	40	314	1186	1116	403	95	17	2	0	0	0	0	0	0	0	0	0	0	0	3178	30.4	35.5	25 to 35	72.4	1633	51.4

Outgoing Histogram

A170 outward 2023

from Wed-Nov-02-2022-12-00-AM to Sat-Feb-18-2023-11-59-PM

Date	Starting Hr:min	<15	15 to <20	20 to <25	25 to <30	30 to <35	35 to <40	40 to <45	45 to <50	50 to <55	55 to <60	60 to <65	65 to <70	70 to <75	75 to <80	80 to <85	85 to <90	90 to <95	95 to <100	100 to >105	Total Counts	Avg Speed (MPH)	85pet Speed	10MPH Pace	% in pace	# of Speeders	% Speeders	
07/12/2022	00:00	0	0	0	3	1	0	0	0	0	0	0	0	0	0	0	0	0	0	0	0	4	28.5	30	25 to 35	100.0	1	25.0
07/12/2022	01:00	0	0	0	0	1	0	0	1	0	1	0	0	0	0	0	0	0	0	0	0	3	45.3	60	25 to 35	33.3	3	100.0
07/12/2022	02:00	0	0	0	0	1	0	0	0	0	0	0	0	0	0	0	0	0	0	0	0	1	32	35	25 to 35	100.0	1	100.0
07/12/2022	03:00	0	0	0	0	1	1	1	1	0	0	0	0	0	0	0	0	0	0	0	0	4	39.5	45	30 to 40	50.0	4	100.0
07/12/2022	04:00	0	0	0	3	1	0	2	0	0	0	0	0	0	0	0	0	0	0	0	0	6	33	42.5	25 to 35	66.7	3	50.0
07/12/2022	05:00	0	0	0	0	2	3	1	0	0	0	0	0	0	0	0	0	0	0	0	0	6	36.3	40	30 to 40	83.3	6	100.0
07/12/2022	06:00	0	2	0	8	8	8	6	1	0	0	0	0	0	0	0	0	0	0	0	0	33	33.7	41.7	25 to 35	48.5	23	69.7
07/12/2022	07:00	0	0	3	37	38	22	9	1	2	0	0	0	0	0	0	0	0	0	0	0	112	32.8	38.9	25 to 35	67.0	72	64.3
07/12/2022	08:00	0	0	19	111	91	23	5	2	0	0	0	0	0	0	0	0	0	0	0	0	251	30.3	34.6	25 to 35	80.5	121	48.2
07/12/2022	09:00	0	4	22	74	85	41	7	1	0	0	0	0	0	0	0	0	0	0	0	0	234	30.9	36.7	25 to 35	67.9	134	57.3
07/12/2022	10:00	0	4	14	80	82	43	7	1	0	0	0	0	0	0	0	0	0	0	0	0	231	31.2	36.9	25 to 35	70.1	133	57.6
07/12/2022	11:00	0	1	28	95	92	36	5	0	0	0	0	0	0	0	0	0	0	0	0	0	257	30.4	35.3	25 to 35	72.8	133	51.8
07/12/2022	12:00	0	3	16	82	84	61	7	3	0	0	0	0	0	0	0	0	0	0	0	0	256	31.7	37.7	25 to 35	64.8	155	60.5
07/12/2022	13:00	0	4	37	80	84	35	9	1	0	0	0	0	0	0	0	0	0	0	0	0	250	30.3	36	25 to 35	65.6	129	51.6
07/12/2022	14:00	0	2	23	87	73	34	4	1	0	0	0	0	0	0	0	0	0	0	0	0	224	30.4	35.7	25 to 35	71.4	112	50.0
07/12/2022	15:00	0	3	38	141	116	35	6	1	0	0	0	0	0	0	0	0	0	0	0	0	340	29.9	34.6	25 to 35	75.6	158	46.5
07/12/2022	16:00	0	2	41	145	109	32	3	0	0	0	0	0	0	0	0	0	0	0	0	0	332	29.5	34.3	25 to 35	76.5	144	43.4
07/12/2022	17:00	2	6	31	114	112	31	10	0	0	0	0	0	0	0	0	0	0	0	0	0	306	30	34.8	25 to 35	73.9	153	50.0
07/12/2022	18:00	0	3	14	64	71	26	7	2	1	0	0	0	0	0	0	0	0	0	0	0	188	31.1	36.5	25 to 35	71.8	107	56.9
07/12/2022	19:00	0	2	13	55	36	13	6	2	0	0	0	0	0	0	0	0	0	0	0	0	127	30.2	35.8	25 to 35	71.7	57	44.9
07/12/2022	20:00	0	0	5	18	40	10	5	3	0	0	0	0	0	0	0	0	0	0	0	0	81	32.5	38	25 to 35	71.6	58	71.6
07/12/2022	21:00	0	2	5	17	17	10	4	0	0	0	0	0	0	0	0	0	0	0	0	0	55	31	38	25 to 35	61.8	31	56.4
07/12/2022	22:00	0	1	9	24	32	9	3	1	0	0	0	0	0	0	0	0	0	0	0	0	79	30.7	35.6	25 to 35	70.9	45	57.0
07/12/2022	23:00	0	0	0	7	6	4	4	0	0	0	0	0	0	0	0	0	0	0	0	0	21	33.5	41.2	25 to 35	61.9	14	66.7
24 Hr Summary		2	39	318	1245	1183	477	111	22	3	1	0	0	0	0	0	0	0	0	0	0	3401	30.7	36.1	25 to 35	71.4	1797	52.8

Outgoing Histogram

A170 outward 2023

from Wed-Nov-02-2022-12-00-AM to Sat-Feb-18-2023-11-59-PM

Date	Starting Hr:min	<15	15 to <20	20 to <25	25 to <30	30 to <35	35 to <40	40 to <45	45 to <50	50 to <55	55 to <60	60 to <65	65 to <70	70 to <75	75 to <80	80 to <85	85 to <90	90 to <95	95 to <100	100 to >105	Total Counts	Avg Speed (MPH)	85pet Speed	10MPH Pace	% in pace	# of Speeders	% Speeders	
08/12/2022	00:00	0	0	3	2	2	1	1	2	0	0	0	0	0	0	0	0	0	0	0	0	11	32.6	45	20 to 30	45.5	6	54.5
08/12/2022	01:00	0	0	0	0	0	2	1	0	0	0	0	0	0	0	0	0	0	0	0	0	3	38.7	45	35 to 45	100.0	3	100.0
08/12/2022	02:00	0	0	0	0	0	1	0	0	0	0	0	0	0	0	0	0	0	0	0	0	1	37	40	30 to 40	100.0	1	100.0
08/12/2022	03:00	0	0	0	0	0	1	0	1	0	0	0	0	0	0	0	0	0	0	0	0	2	42	50	30 to 40	50.0	2	100.0
08/12/2022	04:00	0	0	0	1	1	1	0	0	0	0	0	0	0	0	0	0	0	0	0	0	3	32	40	25 to 35	66.7	2	66.7
08/12/2022	05:00	0	0	0	0	1	5	1	2	0	0	0	0	0	0	0	0	0	0	0	0	9	39.4	47.5	30 to 40	66.7	9	100.0
08/12/2022	06:00	0	0	0	9	13	4	3	0	0	1	0	0	0	0	0	0	0	0	0	0	30	33.4	40	25 to 35	73.3	21	70.0
08/12/2022	07:00	0	1	10	31	50	20	6	3	0	0	0	0	0	0	0	0	0	0	0	0	121	31.9	37.8	25 to 35	66.9	79	65.3
08/12/2022	08:00	0	3	30	82	86	32	4	1	0	0	0	0	0	0	0	0	0	0	0	0	238	30.2	35.2	25 to 35	70.6	123	51.7
08/12/2022	09:00	0	1	19	80	69	48	13	0	0	0	0	0	0	0	0	0	0	0	0	0	230	31.5	37.8	25 to 35	64.8	130	56.5
08/12/2022	10:00	1	1	20	64	83	39	6	2	0	0	0	0	0	0	0	0	0	0	0	0	216	31.2	36.9	25 to 35	68.1	130	60.2
08/12/2022	11:00	0	2	19	73	81	39	9	3	0	0	0	0	0	0	0	0	0	0	0	0	226	31.3	37.2	25 to 35	68.1	132	58.4
08/12/2022	12:00	0	2	20	76	86	40	8	0	0	0	0	0	0	0	0	0	0	0	0	0	232	31	36.6	25 to 35	69.8	134	57.8
08/12/2022	13:00	0	1	14	70	84	32	12	2	0	0	0	0	0	0	0	0	0	0	0	0	215	31.6	37.2	25 to 35	71.6	130	60.5
08/12/2022	14:00	0	0	27	89	94	30	8	2	0	0	0	0	0	0	0	0	0	0	0	0	250	30.7	35.3	25 to 35	73.2	134	53.6
08/12/2022	15:00	0	6	43	121	97	30	4	0	0	0	0	0	0	0	0	0	0	0	0	0	301	29.4	34.4	25 to 35	72.4	131	43.5
08/12/2022	16:00	0	11	42	142	111	39	5	0	0	0	0	0	0	0	0	0	0	0	0	0	350	29.5	34.6	25 to 35	72.3	155	44.3
08/12/2022	17:00	0	2	36	113	94	35	7	0	0	0	0	0	0	0	0	0	0	0	0	0	287	30	34.9	25 to 35	72.1	136	47.4
08/12/2022	18:00	0	0	20	54	70	38	3	0	1	0	0	0	0	0	0	0	0	0	0	0	186	31.2	36.8	25 to 35	66.7	112	60.2
08/12/2022	19:00	1	0	9	31	35	31	5	0	0	0	0	0	0	0	0	0	0	0	0	0	112	31.9	38.1	25 to 35	58.9	71	63.4
08/12/2022	20:00	0	0	5	20	17	13	2	0	1	0	0	0	0	0	0	0	0	0	0	0	58	31.7	37.7	25 to 35	63.8	33	56.9
08/12/2022	21:00	0	0	1	18	15	7	2	2	1	0	0	0	0	0	0	0	0	0	0	0	46	32.5	38.6	25 to 35	71.7	27	58.7
08/12/2022	22:00	0	0	10	32	44	7	4	0	0	0	0	0	0	0	0	0	0	0	0	0	97	30.5	34.5	25 to 35	78.4	55	56.7
08/12/2022	23:00	0	1	2	6	5	6	1	0	0	0	0	0	0	0	0	0	0	0	0	0	21	31	38.3	25 to 35	52.4	12	57.1
24 Hr Summary		2	31	330	1114	1138	501	105	20	3	1	0	0	0	0	0	0	0	0	0	0	3245	30.8	36.4	25 to 35	69.4	1768	54.5

Outgoing Histogram

A170 outward 2023

from Wed-Nov-02-2022-12-00-AM to Sat-Feb-18-2023-11-59-PM

Date	Starting Hr:min	<15	15 to <20	20 to <25	25 to <30	30 to <35	35 to <40	40 to <45	45 to <50	50 to <55	55 to <60	60 to <65	65 to <70	70 to <75	75 to <80	80 to <85	85 to <90	90 to <95	95 to <100	100 to >105	Total Counts	Avg Speed (MPH)	85pet Speed	10MPH Pace	% in pace	# of Speeders	% Speeders	
09/12/2022	00:00	0	0	0	1	2	1	1	0	0	0	0	0	0	0	0	0	0	0	0	0	5	34	40	25 to 35	60.0	4	80.0
09/12/2022	01:00	0	0	0	2	2	0	0	0	0	0	0	0	0	0	0	0	0	0	0	0	4	29.8	32.5	25 to 35	100.0	2	50.0
09/12/2022	02:00	0	0	0	2	0	0	0	0	0	0	0	0	0	0	0	0	0	0	0	0	2	27.5	30	20 to 30	100.0	*	*
09/12/2022	03:00	0	0	0	0	1	0	0	0	0	0	0	0	0	0	0	0	0	0	0	0	1	32	35	25 to 35	100.0	1	100.0
09/12/2022	04:00	0	0	1	2	0	0	0	1	0	0	0	0	0	0	0	0	0	0	0	0	4	31	30	20 to 30	75.0	1	25.0
09/12/2022	05:00	0	0	0	1	3	3	1	0	0	0	0	0	0	0	0	0	0	0	0	0	8	34.6	40	30 to 40	75.0	7	87.5
09/12/2022	06:00	0	0	1	7	8	15	2	0	0	0	0	0	0	0	0	0	0	0	0	0	33	33.9	39	30 to 40	69.7	25	75.8
09/12/2022	07:00	0	0	6	40	29	18	2	2	0	0	0	0	0	0	0	0	0	0	0	0	97	31.2	36.9	25 to 35	71.1	51	52.6
09/12/2022	08:00	0	4	17	82	86	33	6	0	1	0	0	0	0	0	0	0	0	0	0	0	229	30.7	35.9	25 to 35	73.4	126	55.0
09/12/2022	09:00	0	5	22	86	78	48	7	0	0	0	0	0	0	0	0	0	0	0	0	0	246	30.8	36.9	25 to 35	66.7	133	54.1
09/12/2022	10:00	0	0	12	87	92	30	6	0	0	0	0	0	0	0	0	0	0	0	0	0	227	31	35.3	25 to 35	78.9	128	56.4
09/12/2022	11:00	0	3	23	90	104	42	8	2	0	0	0	0	0	0	0	0	0	0	0	0	272	31	36.3	25 to 35	71.3	156	57.4
09/12/2022	12:00	0	4	20	90	92	45	8	3	0	0	0	0	0	0	0	0	0	0	0	0	262	31.1	36.9	25 to 35	69.5	148	56.5
09/12/2022	13:00	0	5	16	93	96	49	7	0	0	0	0	0	0	0	0	0	0	0	0	0	266	31	36.6	25 to 35	71.1	152	57.1
09/12/2022	14:00	3	7	39	115	103	42	13	1	1	1	0	0	0	0	0	0	0	0	0	0	325	30.2	36.1	25 to 35	67.1	161	49.5
09/12/2022	15:00	0	5	36	136	132	41	9	1	1	0	0	0	0	0	0	0	0	0	0	0	361	30.3	34.9	25 to 35	74.2	184	51.0
09/12/2022	16:00	0	4	50	145	118	46	3	1	0	0	0	0	0	0	0	0	0	0	0	0	367	29.7	34.8	25 to 35	71.7	168	45.8
09/12/2022	17:00	0	10	35	126	104	36	3	0	0	0	0	0	0	0	0	0	0	0	0	0	314	29.5	34.6	25 to 35	73.2	143	45.5
09/12/2022	18:00	0	3	15	58	73	32	8	2	0	0	0	0	0	0	0	0	0	0	0	0	191	31.3	37	25 to 35	68.6	115	60.2
09/12/2022	19:00	0	0	12	44	41	11	2	1	1	0	0	0	0	0	0	0	0	0	0	0	112	30.4	34.8	25 to 35	75.9	56	50.0
09/12/2022	20:00	0	1	10	26	31	18	5	1	0	0	0	0	0	0	0	0	0	0	0	0	92	31.5	37.8	25 to 35	62.0	55	59.8
09/12/2022	21:00	0	1	4	15	20	5	4	0	0	0	0	0	0	0	0	0	0	0	0	0	49	31.1	37	25 to 35	71.4	29	59.2
09/12/2022	22:00	0	1	5	36	25	9	4	0	0	0	0	0	0	0	0	0	0	0	0	0	80	30.5	35.6	25 to 35	76.3	38	47.5
09/12/2022	23:00	0	0	3	13	12	4	3	0	0	0	0	0	0	0	0	0	0	0	0	0	35	31	37.5	25 to 35	71.4	19	54.3
24 Hr Summary		3	53	327	1297	1252	528	102	15	4	1	0	0	0	0	0	0	0	0	0	0	3582	30.6	36.1	25 to 35	71.2	1902	53.1

Outgoing Histogram

A170 outward 2023

from Wed-Nov-02-2022-12-00-AM to Sat-Feb-18-2023-11-59-PM

Date	Starting Hr:min	<15	15 to <20	20 to <25	25 to <30	30 to <35	35 to <40	40 to <45	45 to <50	50 to <55	55 to <60	60 to <65	65 to <70	70 to <75	75 to <80	80 to <85	85 to <90	90 to <95	95 to <100	100 to >105	Total Counts	Avg Speed (MPH)	85pet Speed	10MPH Pace	% in pace	# of Speeders	% Speeders	
10/12/2022	00:00	0	2	0	6	3	2	1	0	0	0	0	0	0	0	0	0	0	0	0	0	14	29.5	37.5	25 to 35	64.3	6	42.9
10/12/2022	01:00	0	0	0	3	2	1	3	0	1	0	0	0	0	0	0	0	0	0	0	0	10	36.2	43.3	25 to 35	50.0	7	70.0
10/12/2022	02:00	0	0	0	3	0	0	0	0	0	0	0	0	0	0	0	0	0	0	0	0	3	27.3	30	20 to 30	100.0	*	*
10/12/2022	03:00	0	0	0	1	0	0	0	0	0	0	0	0	0	0	0	0	0	0	0	0	1	27	30	20 to 30	100.0	*	*
10/12/2022	04:00	0	0	0	1	0	0	0	0	0	0	0	0	0	0	0	0	0	0	0	0	1	27	30	20 to 30	100.0	*	*
10/12/2022	05:00	0	0	0	3	4	5	0	0	0	0	0	0	0	0	0	0	0	0	0	0	12	33.2	38	30 to 40	75.0	9	75.0
10/12/2022	06:00	0	0	1	3	4	4	3	0	1	0	0	0	0	0	0	0	0	0	0	0	16	35	43.3	30 to 40	50.0	12	75.0
10/12/2022	07:00	0	0	1	10	12	5	2	0	0	0	0	0	0	0	0	0	0	0	0	0	30	31.9	38	25 to 35	73.3	19	63.3
10/12/2022	08:00	0	1	4	29	27	14	6	0	0	0	0	0	0	0	0	0	0	0	0	0	81	31.6	37.9	25 to 35	69.1	47	58.0
10/12/2022	09:00	1	1	7	49	35	30	7	3	0	0	0	0	0	0	0	0	0	0	0	0	133	31.7	38.3	25 to 35	63.2	75	56.4
10/12/2022	10:00	0	2	13	74	63	38	5	1	0	1	0	0	0	0	0	0	0	0	0	0	197	31.2	37	25 to 35	69.5	108	54.8
10/12/2022	11:00	0	1	9	99	91	28	8	1	0	0	0	0	0	0	0	0	0	0	0	0	237	30.9	35.2	25 to 35	80.2	128	54.0
10/12/2022	12:00	0	0	23	80	96	25	7	2	0	0	0	0	0	0	0	0	0	0	0	0	233	30.7	34.9	25 to 35	75.5	130	55.8
10/12/2022	13:00	0	6	22	113	83	39	15	3	0	0	0	0	0	0	0	0	0	0	0	0	281	30.7	36.9	25 to 35	69.8	140	49.8
10/12/2022	14:00	1	8	27	109	83	25	9	2	0	0	0	0	0	0	0	0	0	0	0	0	264	29.8	34.8	25 to 35	72.7	119	45.1
10/12/2022	15:00	0	4	21	86	86	42	5	0	0	0	0	0	0	0	0	0	0	0	0	0	244	30.7	36.2	25 to 35	70.5	133	54.5
10/12/2022	16:00	1	3	31	99	94	33	6	1	1	0	0	0	0	0	0	0	0	0	0	0	269	30.2	35.2	25 to 35	71.7	135	50.2
10/12/2022	17:00	0	6	22	72	67	27	9	0	1	0	0	0	0	0	0	0	0	0	0	0	204	30.4	36.1	25 to 35	68.1	104	51.0
10/12/2022	18:00	0	2	12	37	53	23	8	2	1	0	0	0	0	0	0	0	0	0	0	0	138	31.8	37.8	25 to 35	65.2	87	63.0
10/12/2022	19:00	0	0	3	27	21	22	2	3	1	0	0	0	0	0	0	0	0	0	0	0	79	32.8	38.6	25 to 35	60.8	49	62.0
10/12/2022	20:00	0	0	1	9	11	5	3	1	0	0	0	0	0	0	0	0	0	0	0	0	30	32.8	40	25 to 35	66.7	20	66.7
10/12/2022	21:00	0	0	5	16	15	7	5	1	0	0	0	0	0	0	0	0	0	0	0	0	49	31.8	39.3	25 to 35	63.3	28	57.1
10/12/2022	22:00	0	1	4	32	16	11	5	2	1	0	0	0	0	0	0	0	0	0	0	0	72	31.6	38.6	25 to 35	66.7	35	48.6
10/12/2022	23:00	0	0	4	12	10	4	3	1	1	0	0	0	0	0	0	0	0	0	0	0	35	31.9	40	25 to 35	62.9	19	54.3
24 Hr Summary		3	37	210	973	876	390	112	23	8	1	0	0	0	0	0	0	0	0	0	0	2633	30.9	36.8	25 to 35	70.2	1410	53.6

Outgoing Histogram

A170 outward 2023

from Wed-Nov-02-2022-12-00-AM to Sat-Feb-18-2023-11-59-PM

Date	Starting Hr:min	<15	15 to <20	20 to <25	25 to <30	30 to <35	35 to <40	40 to <45	45 to <50	50 to <55	55 to <60	60 to <65	65 to <70	70 to <75	75 to <80	80 to <85	85 to <90	90 to <95	95 to <100	100 to >105	Total Counts	Avg Speed (MPH)	85pet Speed	10MPH Pace	% in pace	# of Speeders	% Speeders	
11/12/2022	00:00	0	0	2	5	8	6	2	1	0	0	0	0	0	0	0	0	0	0	0	0	24	33.1	39.2	30 to 40	58.3	17	70.8
11/12/2022	01:00	0	0	0	1	3	0	0	0	0	0	0	0	0	0	0	0	0	0	0	0	4	31	33.3	25 to 35	100.0	3	75.0
11/12/2022	02:00	0	0	0	2	1	0	0	1	0	0	0	0	0	0	0	0	0	0	0	0	4	33.5	35	25 to 35	75.0	2	50.0
11/12/2022	03:00	0	0	0	0	1	2	0	1	0	0	0	0	0	0	0	0	0	0	0	0	4	38.5	40	30 to 40	75.0	4	100.0
11/12/2022	04:00	0	0	0	0	0	0	0	0	0	0	0	0	0	0	0	0	0	0	0	0	0	0	0	*	*	*	*
11/12/2022	05:00	0	0	0	0	0	0	1	0	0	1	0	0	0	0	0	0	0	0	0	0	2	49.5	60	35 to 45	50.0	2	100.0
11/12/2022	06:00	0	0	0	1	4	0	0	1	0	0	0	0	0	0	0	0	0	0	0	0	6	33.8	35	25 to 35	83.3	5	83.3
11/12/2022	07:00	0	0	0	5	5	4	1	2	0	0	0	0	0	0	0	0	0	0	0	0	17	34.4	40	25 to 35	58.8	12	70.6
11/12/2022	08:00	0	0	2	17	7	5	3	2	2	0	0	0	0	0	0	0	0	0	0	0	38	32.8	41.7	25 to 35	63.2	19	50.0
11/12/2022	09:00	0	0	8	29	28	25	11	4	0	0	1	0	0	0	0	0	0	0	0	0	106	33.4	40	25 to 35	53.8	69	65.1
11/12/2022	10:00	0	3	15	41	56	33	11	6	0	0	0	0	0	0	0	0	0	0	0	0	165	32.2	38.8	25 to 35	58.8	106	64.2
11/12/2022	11:00	1	1	16	49	77	32	8	3	0	0	0	0	0	0	0	0	0	0	0	0	187	31.6	37.3	25 to 35	67.4	120	64.2
11/12/2022	12:00	0	2	20	76	81	38	10	2	1	0	0	0	0	0	0	0	0	0	0	0	230	31.3	37.2	25 to 35	68.3	132	57.4
11/12/2022	13:00	0	3	14	64	91	31	10	1	0	0	0	0	0	0	0	0	0	0	0	0	214	31.4	36.6	25 to 35	72.4	133	62.1
11/12/2022	14:00	0	4	26	89	82	43	8	3	0	0	1	0	0	0	0	0	0	0	0	0	256	30.9	37	25 to 35	66.8	137	53.5
11/12/2022	15:00	0	5	18	81	81	35	7	2	0	0	0	0	0	0	0	0	0	0	0	0	229	30.8	36.4	25 to 35	70.7	125	54.6
11/12/2022	16:00	0	4	34	86	78	15	5	0	1	0	0	0	0	0	0	0	0	0	0	0	223	29.4	34.2	25 to 35	73.5	99	44.4
11/12/2022	17:00	0	8	23	72	60	18	8	1	0	0	0	0	0	0	0	0	0	0	0	0	190	29.7	34.9	25 to 35	69.5	87	45.8
11/12/2022	18:00	0	1	10	30	37	22	4	2	0	0	0	0	0	0	0	0	0	0	0	0	106	31.6	37.7	25 to 35	63.2	65	61.3
11/12/2022	19:00	0	0	2	22	33	12	4	0	0	0	0	0	0	0	0	0	0	0	0	0	73	32	37.1	25 to 35	75.3	49	67.1
11/12/2022	20:00	1	2	1	13	13	14	7	0	0	0	0	0	0	0	0	0	0	0	0	0	51	32.7	39.6	30 to 40	52.9	34	66.7
11/12/2022	21:00	0	0	3	10	7	10	1	1	0	0	0	0	0	0	0	0	0	0	0	0	32	32.2	38.5	25 to 35	53.1	19	59.4
11/12/2022	22:00	0	0	1	7	22	9	4	1	0	0	0	0	0	0	0	0	0	0	0	0	44	33.6	38.9	30 to 40	70.5	36	81.8
11/12/2022	23:00	0	1	1	9	3	1	1	0	0	0	0	0	0	0	0	0	0	0	0	0	16	28.9	35	25 to 35	75.0	5	31.3
24 Hr Summary		2	34	196	709	778	355	106	34	4	1	2	0	0	0	0	0	0	0	0	0	2221	31.3	37.4	25 to 35	67.0	1280	57.6

Outgoing Histogram

A170 outward 2023

from Wed-Nov-02-2022-12-00-AM to Sat-Feb-18-2023-11-59-PM

Date	Starting Hr:min	<15	15 to <20	20 to <25	25 to <30	30 to <35	35 to <40	40 to <45	45 to <50	50 to <55	55 to <60	60 to <65	65 to <70	70 to <75	75 to <80	80 to <85	85 to <90	90 to <95	95 to <100	100 to >105	Total Counts	Avg Speed (MPH)	85pet Speed	10MPH Pace	% in pace	# of Speeders	% Speeders	
12/12/2022	00:00	0	0	1	1	0	1	1	0	0	0	0	0	0	0	0	0	0	0	0	0	4	32	40	20 to 30	50.0	2	50.0
12/12/2022	01:00	0	0	0	1	1	0	0	0	0	0	0	0	0	0	0	0	0	0	0	0	2	29.5	35	25 to 35	100.0	1	50.0
12/12/2022	02:00	0	0	0	0	0	1	1	0	0	0	0	0	0	0	0	0	0	0	0	0	2	39.5	45	35 to 45	100.0	2	100.0
12/12/2022	03:00	0	0	0	0	2	0	0	0	1	0	0	0	0	0	0	0	0	0	0	0	3	38.7	55	25 to 35	66.7	3	100.0
12/12/2022	04:00	0	0	0	1	3	2	0	0	0	0	0	0	0	0	0	0	0	0	0	0	6	32.8	37.5	30 to 40	83.3	5	83.3
12/12/2022	05:00	0	2	1	1	3	3	1	0	0	0	0	0	0	0	0	0	0	0	0	0	11	30.4	38.3	30 to 40	54.5	7	63.6
12/12/2022	06:00	0	0	1	12	9	8	3	3	0	0	0	0	0	0	0	0	0	0	0	0	36	33.6	41.7	25 to 35	58.3	23	63.9
12/12/2022	07:00	0	2	11	47	40	18	5	0	0	0	0	0	0	0	0	0	0	0	0	0	123	30.5	36.4	25 to 35	70.7	63	51.2
12/12/2022	08:00	0	3	29	93	74	29	6	2	0	0	0	0	0	0	0	0	0	0	0	0	236	30.1	35.3	25 to 35	70.8	111	47.0
12/12/2022	09:00	0	2	21	78	65	32	9	0	1	0	0	0	0	0	0	0	0	0	0	0	208	30.7	36.7	25 to 35	68.8	107	51.4
12/12/2022	10:00	0	6	12	92	67	27	7	0	0	0	0	0	0	0	0	0	0	0	0	0	211	30.3	35.4	25 to 35	75.4	101	47.9
12/12/2022	11:00	0	4	34	93	99	33	5	1	0	0	0	0	0	0	0	0	0	0	0	0	269	30.1	34.9	25 to 35	71.4	138	51.3
12/12/2022	12:00	0	3	37	108	73	31	5	0	0	0	0	0	0	0	0	0	0	0	0	0	257	29.6	34.8	25 to 35	70.4	109	42.4
12/12/2022	13:00	0	5	21	83	79	18	5	2	0	0	0	0	0	0	0	0	0	0	0	0	213	30	34.6	25 to 35	76.1	104	48.8
12/12/2022	14:00	0	2	15	86	79	40	5	1	0	0	0	0	0	0	0	0	0	0	0	0	228	31	36.5	25 to 35	72.4	125	54.8
12/12/2022	15:00	0	8	39	126	104	45	5	2	0	0	0	0	0	0	0	0	0	0	0	0	329	29.9	35.3	25 to 35	69.9	156	47.4
12/12/2022	16:00	1	7	35	110	97	34	6	1	0	0	0	0	0	0	0	0	0	0	0	0	291	29.8	34.8	25 to 35	71.1	138	47.4
12/12/2022	17:00	0	8	26	113	80	34	3	0	0	0	0	0	0	0	0	0	0	0	0	0	264	29.7	34.8	25 to 35	73.1	117	44.3
12/12/2022	18:00	0	3	23	53	56	38	7	1	0	0	0	0	0	0	0	0	0	0	0	0	181	31	37.5	25 to 35	60.2	102	56.4
12/12/2022	19:00	0	2	7	41	25	15	2	0	0	0	0	0	0	0	0	0	0	0	0	0	92	30.2	36	25 to 35	71.7	42	45.7
12/12/2022	20:00	0	0	3	20	21	11	3	1	0	0	0	0	0	0	0	0	0	0	0	0	59	31.9	37.7	25 to 35	69.5	36	61.0
12/12/2022	21:00	0	0	5	17	9	6	3	3	0	0	0	0	0	0	0	0	0	0	0	0	43	31.7	40	25 to 35	60.5	21	48.8
12/12/2022	22:00	0	1	3	9	5	5	2	1	0	0	0	0	0	0	0	0	0	0	0	0	26	31	39	25 to 35	53.8	13	50.0
12/12/2022	23:00	0	1	0	6	3	2	2	0	0	0	0	0	0	0	0	0	0	0	0	0	14	31.1	40	25 to 35	64.3	7	50.0
24 Hr Summary		1	59	324	1191	994	433	86	18	2	0	0	0	0	0	0	0	0	0	0	0	3108	30.3	35.8	25 to 35	70.3	1533	49.3

Outgoing Histogram

A170 outward 2023

from Wed-Nov-02-2022-12-00-AM to Sat-Feb-18-2023-11-59-PM

Date	Starting Hr:min	<15	15 to <20	20 to <25	25 to <30	30 to <35	35 to <40	40 to <45	45 to <50	50 to <55	55 to <60	60 to <65	65 to <70	70 to <75	75 to <80	80 to <85	85 to <90	90 to <95	95 to <100	100 to >105	Total Counts	Avg Speed (MPH)	85pet Speed	10MPH Pace	% in pace	# of Speeders	% Speeders	
13/12/2022	00:00	0	0	0	1	1	1	0	0	0	0	0	0	0	0	0	0	0	0	0	0	3	32	40	25 to 35	66.7	2	66.7
13/12/2022	01:00	0	0	0	0	0	0	0	0	0	0	0	0	0	0	0	0	0	0	0	0	0	0	0	*	*	*	*
13/12/2022	02:00	0	0	0	1	0	0	0	0	0	0	0	0	0	0	0	0	0	0	0	0	1	27	30	20 to 30	100.0	*	*
13/12/2022	03:00	0	0	0	1	1	0	0	0	0	0	0	0	0	0	0	0	0	0	0	0	2	29.5	35	25 to 35	100.0	1	50.0
13/12/2022	04:00	0	0	0	0	1	1	2	0	0	0	0	0	0	0	0	0	0	0	0	0	4	38.3	42.5	35 to 45	75.0	4	100.0
13/12/2022	05:00	0	0	0	1	2	2	1	1	0	0	0	0	0	0	0	0	0	0	0	0	7	36.3	45	30 to 40	57.1	6	85.7
13/12/2022	06:00	0	0	0	5	7	11	3	1	0	0	0	0	0	0	0	0	0	0	0	0	27	35.1	40	30 to 40	66.7	22	81.5
13/12/2022	07:00	0	1	4	40	49	24	7	1	1	0	0	0	0	0	0	0	0	0	0	0	127	32.2	37.9	25 to 35	70.1	82	64.6
13/12/2022	08:00	0	1	27	107	78	22	1	2	0	0	0	0	0	0	0	0	0	0	0	0	238	29.7	34.3	25 to 35	77.7	103	43.3
13/12/2022	09:00	0	0	22	81	75	41	10	3	0	0	0	0	0	0	0	0	0	0	0	0	232	31.3	37.3	25 to 35	67.2	129	55.6
13/12/2022	10:00	0	4	24	81	58	32	7	0	0	0	0	0	0	0	0	0	0	0	0	0	206	30.2	36.2	25 to 35	67.5	97	47.1
13/12/2022	11:00	0	1	24	96	68	25	10	1	0	0	0	0	0	0	0	0	0	0	0	0	225	30.3	35.4	25 to 35	72.9	104	46.2
13/12/2022	12:00	0	4	24	78	83	33	6	1	0	0	0	0	0	0	0	0	0	0	0	0	229	30.5	35.9	25 to 35	70.3	123	53.7
13/12/2022	13:00	0	1	26	65	85	26	1	0	0	0	0	0	0	0	0	0	0	0	0	0	204	30.2	34.8	25 to 35	73.5	112	54.9
13/12/2022	14:00	0	2	28	83	80	32	9	2	0	0	0	0	0	0	0	0	0	0	0	0	236	30.6	36.2	25 to 35	69.1	123	52.1
13/12/2022	15:00	0	7	30	147	95	32	5	1	0	0	0	0	0	0	0	0	0	0	0	0	317	29.6	34.5	25 to 35	76.3	133	42.0
13/12/2022	16:00	1	1	24	115	76	23	5	0	0	0	0	0	0	0	0	0	0	0	0	0	245	29.7	34.4	25 to 35	78.0	104	42.4
13/12/2022	17:00	1	10	50	126	112	36	7	0	0	0	0	0	0	0	0	0	0	0	0	0	342	29.4	34.6	25 to 35	69.6	155	45.3
13/12/2022	18:00	0	6	17	70	80	25	4	1	0	0	0	0	0	0	0	0	0	0	0	0	203	30.3	35	25 to 35	73.9	110	54.2
13/12/2022	19:00	0	2	6	34	42	12	3	0	0	0	0	0	0	0	0	0	0	0	0	0	99	30.7	35	25 to 35	76.8	57	57.6
13/12/2022	20:00	1	2	5	21	14	10	4	1	1	0	0	0	0	0	0	0	0	0	0	0	59	31	38.5	25 to 35	59.3	30	50.8
13/12/2022	21:00	0	1	4	21	15	4	3	2	0	0	0	0	0	0	0	0	0	0	0	0	50	30.8	36.2	25 to 35	72.0	24	48.0
13/12/2022	22:00	0	1	2	8	19	8	2	0	0	0	1	0	0	0	0	0	0	0	0	0	41	32.8	38.1	25 to 35	65.9	30	73.2
13/12/2022	23:00	0	0	0	5	4	3	2	1	0	0	0	0	0	0	0	0	0	0	0	0	15	34	42.5	25 to 35	60.0	10	66.7
24 Hr Summary		3	44	317	1187	1045	403	92	18	2	0	1	0	0	0	0	0	0	0	0	0	3112	30.4	35.6	25 to 35	71.7	1561	50.2



Outgoing Histogram

A170 outward 2023

from Wed-Nov-02-2022-12-00-AM to Sat-Feb-18-2023-11-59-PM

Date	Starting Hr:min	<15	15 to <20	20 to <25	25 to <30	30 to <35	35 to <40	40 to <45	45 to <50	50 to <55	55 to <60	60 to <65	65 to <70	70 to <75	75 to <80	80 to <85	85 to <90	90 to <95	95 to <100	100 to >105	Total Counts	Avg Speed (MPH)	85pet Speed	10MPH Pace	% in pace	# of Speeders	% Speeders	
14/12/2022	00:00	0	0	0	1	0	1	0	0	0	0	0	0	0	0	0	0	0	0	0	0	2	32	40	20 to 30	50.0	1	50.0
14/12/2022	01:00	0	0	1	0	0	0	0	1	0	0	0	0	0	0	0	0	0	0	0	0	2	34.5	50	15 to 25	50.0	1	50.0
14/12/2022	02:00	0	0	0	0	0	0	0	0	0	0	0	0	0	0	0	0	0	0	0	0	0	0	0	*	*	*	*
14/12/2022	03:00	0	0	0	0	0	0	0	0	0	0	0	0	0	0	0	0	0	0	0	0	0	0	0	*	*	*	*
14/12/2022	04:00	0	0	0	2	0	1	0	0	1	0	0	0	0	0	0	0	0	0	0	0	4	35.8	40	20 to 30	50.0	2	50.0
14/12/2022	05:00	0	0	0	0	4	0	0	0	0	0	0	0	0	0	0	0	0	0	0	0	4	32	33.8	25 to 35	100.0	4	100.0
14/12/2022	06:00	0	0	1	7	9	8	3	0	0	0	0	0	0	0	0	0	0	0	0	0	28	33.3	39.4	30 to 40	60.7	20	71.4
14/12/2022	07:00	0	2	6	36	40	26	7	1	0	0	0	0	0	0	0	0	0	0	0	0	118	32	38.1	25 to 35	64.4	74	62.7
14/12/2022	08:00	0	2	20	105	67	33	6	0	0	0	0	0	0	0	0	0	0	0	0	0	233	30.2	35.6	25 to 35	73.8	106	45.5
14/12/2022	09:00	0	3	12	68	85	41	7	2	0	0	0	0	0	0	0	0	0	0	0	0	218	31.6	37.1	25 to 35	70.2	135	61.9
14/12/2022	10:00	0	2	19	63	75	38	9	1	0	0	0	0	0	0	0	0	0	0	0	0	207	31.3	37.2	25 to 35	66.7	123	59.4
14/12/2022	11:00	0	7	10	70	77	41	8	2	0	0	0	0	0	0	0	0	0	0	0	0	215	31.4	37.3	25 to 35	68.4	128	59.5
14/12/2022	12:00	0	5	14	63	80	44	11	1	1	0	0	0	0	0	0	0	0	0	0	0	219	31.7	37.7	25 to 35	65.3	137	62.6
14/12/2022	13:00	0	8	16	62	80	40	10	1	0	0	0	0	0	0	0	0	0	0	0	0	217	31.2	37.2	25 to 35	65.4	131	60.4
14/12/2022	14:00	2	6	21	72	103	42	8	0	0	0	0	0	0	0	0	0	0	0	0	0	254	30.9	36.4	25 to 35	68.9	153	60.2
14/12/2022	15:00	0	3	42	123	110	28	4	2	0	0	0	0	0	0	0	0	0	0	0	0	312	29.7	34.4	25 to 35	74.7	144	46.2
14/12/2022	16:00	0	4	28	113	98	38	8	0	0	0	0	0	0	0	0	0	0	0	0	0	289	30.3	35.4	25 to 35	73.0	144	49.8
14/12/2022	17:00	0	4	37	99	77	40	8	0	0	0	0	0	0	0	0	0	0	0	0	0	265	30	36	25 to 35	66.4	125	47.2
14/12/2022	18:00	0	0	9	53	61	33	7	2	1	0	0	0	0	0	0	0	0	0	0	0	166	32	37.7	25 to 35	68.7	104	62.7
14/12/2022	19:00	0	4	10	22	29	19	5	1	0	0	0	0	0	0	0	0	0	0	0	0	90	31.2	37.9	25 to 35	56.7	54	60.0
14/12/2022	20:00	0	0	3	11	16	11	5	0	0	0	0	0	0	0	0	0	0	0	0	0	46	32.8	39.1	25 to 35	58.7	32	69.6
14/12/2022	21:00	0	0	3	12	12	9	2	1	0	0	0	0	0	0	0	0	0	0	0	0	39	32.2	38.3	25 to 35	61.5	24	61.5
14/12/2022	22:00	0	0	3	21	14	8	4	2	0	0	0	0	0	0	0	0	0	0	0	0	52	31.9	38.8	25 to 35	67.3	28	53.8
14/12/2022	23:00	0	0	0	2	1	3	2	0	0	0	0	0	0	0	0	0	0	0	0	0	8	35.4	42.5	35 to 45	62.5	6	75.0
24 Hr Summary		2	50	255	1005	1038	504	114	17	3	0	0	0	0	0	0	0	0	0	0	0	2988	31	36.9	25 to 35	68.4	1676	56.1

Outgoing Histogram

A170 outward 2023

from Wed-Nov-02-2022-12-00-AM to Sat-Feb-18-2023-11-59-PM

Date	Starting Hr:min	<15	15 to <20	20 to <25	25 to <30	30 to <35	35 to <40	40 to <45	45 to <50	50 to <55	55 to <60	60 to <65	65 to <70	70 to <75	75 to <80	80 to <85	85 to <90	90 to <95	95 to <100	100 to >105	Total Counts	Avg Speed (MPH)	85pet Speed	10MPH Pace	% in pace	# of Speeders	% Speeders	
15/12/2022	00:00	0	0	0	1	0	0	0	0	0	0	0	0	0	0	0	0	0	0	0	0	1	27	30	20 to 30	100.0	*	*
15/12/2022	01:00	0	0	1	2	0	2	0	0	0	0	0	0	0	0	0	0	0	0	0	0	5	30.2	37.5	20 to 30	60.0	2	40.0
15/12/2022	02:00	0	0	0	1	0	1	0	0	0	0	0	0	0	0	0	0	0	0	0	0	2	32	40	20 to 30	50.0	1	50.0
15/12/2022	03:00	0	0	0	0	2	1	0	0	0	0	0	0	0	0	0	0	0	0	0	0	3	33.7	40	30 to 40	100.0	3	100.0
15/12/2022	04:00	0	0	0	0	1	1	1	0	0	0	0	0	0	0	0	0	0	0	0	0	3	37	45	30 to 40	66.7	3	100.0
15/12/2022	05:00	0	0	0	1	1	2	1	1	0	0	0	0	0	0	0	0	0	0	0	0	6	37	45	30 to 40	50.0	5	83.3
15/12/2022	06:00	0	0	2	10	7	9	2	0	0	0	0	0	0	0	0	0	0	0	0	0	30	32.2	38.9	25 to 35	56.7	18	60.0
15/12/2022	07:00	0	0	8	35	38	22	1	1	0	0	0	0	0	0	0	0	0	0	0	0	105	31.3	36.8	25 to 35	69.5	62	59.0
15/12/2022	08:00	0	2	15	90	84	30	6	2	0	0	0	0	0	0	0	0	0	0	0	0	229	30.8	35.7	25 to 35	76.0	122	53.3
15/12/2022	09:00	0	3	19	62	85	33	15	1	0	0	0	0	0	0	0	0	0	0	0	0	218	31.5	37.4	25 to 35	67.4	134	61.5
15/12/2022	10:00	0	4	16	58	78	33	8	1	0	0	0	0	0	0	0	0	0	0	0	0	198	31.2	36.8	25 to 35	68.7	120	60.6
15/12/2022	11:00	0	4	18	82	83	46	8	3	0	0	0	0	0	0	0	0	0	0	0	0	244	31.3	37.2	25 to 35	67.6	140	57.4
15/12/2022	12:00	0	1	17	73	81	42	6	1	1	0	0	0	0	0	0	0	0	0	0	0	222	31.4	37	25 to 35	69.4	131	59.0
15/12/2022	13:00	1	1	25	83	82	40	12	0	0	0	0	0	0	0	0	0	0	0	0	0	244	30.9	36.9	25 to 35	67.6	134	54.9
15/12/2022	14:00	0	5	20	90	70	43	7	2	0	0	0	0	0	0	0	0	0	0	0	0	237	30.7	36.9	25 to 35	67.5	122	51.5
15/12/2022	15:00	0	6	37	107	105	48	6	1	0	0	0	0	0	0	0	0	0	0	0	0	310	30.3	35.9	25 to 35	68.4	160	51.6
15/12/2022	16:00	0	5	34	106	88	29	7	2	0	0	0	0	0	0	0	0	0	0	0	0	271	29.9	34.8	25 to 35	71.6	126	46.5
15/12/2022	17:00	0	4	28	108	72	24	7	2	1	0	0	0	0	0	0	0	0	0	0	0	246	29.9	34.8	25 to 35	73.2	106	43.1
15/12/2022	18:00	0	5	24	47	73	34	4	0	0	0	0	0	0	0	0	0	0	0	0	0	187	30.6	36.5	25 to 35	64.2	111	59.4
15/12/2022	19:00	0	1	8	45	45	16	2	0	0	0	0	0	0	0	0	0	0	0	0	0	117	30.6	35	25 to 35	76.9	63	53.8
15/12/2022	20:00	0	0	5	29	22	13	4	4	1	0	0	0	0	0	0	0	0	0	0	0	78	32.3	38.8	25 to 35	65.4	44	56.4
15/12/2022	21:00	0	2	15	31	28	10	7	1	0	0	0	0	0	0	0	0	0	0	0	0	94	30.3	37	25 to 35	62.8	46	48.9
15/12/2022	22:00	0	0	0	21	15	10	3	0	0	0	0	0	0	0	0	0	0	0	0	0	49	31.9	38	25 to 35	73.5	28	57.1
15/12/2022	23:00	0	0	1	3	1	5	5	0	0	0	0	0	0	0	0	0	0	0	0	0	15	35.7	43	35 to 45	66.7	11	73.3
24 Hr Summary		1	43	293	1085	1061	494	112	22	3	0	0	0	0	0	0	0	0	0	0	0	3114	30.8	36.7	25 to 35	68.9	1692	54.3

Outgoing Histogram

A170 outward 2023

from Wed-Nov-02-2022-12-00-AM to Sat-Feb-18-2023-11-59-PM

Date	Starting Hr:min	<15	15 to <20	20 to <25	25 to <30	30 to <35	35 to <40	40 to <45	45 to <50	50 to <55	55 to <60	60 to <65	65 to <70	70 to <75	75 to <80	80 to <85	85 to <90	90 to <95	95 to <100	100 to >105	Total Counts	Avg Speed (MPH)	85pet Speed	10MPH Pace	% in pace	# of Speeders	% Speeders	
16/12/2022	00:00	0	0	0	2	3	0	1	0	0	0	0	0	0	0	0	0	0	0	0	0	6	32.3	35	25 to 35	83.3	4	66.7
16/12/2022	01:00	0	1	1	0	0	0	0	0	0	0	0	0	0	0	0	0	0	0	0	0	2	19.5	25	15 to 25	100.0	*	*
16/12/2022	02:00	0	0	0	0	2	1	0	0	0	0	0	0	0	0	0	0	0	0	0	0	3	33.7	40	30 to 40	100.0	3	100.0
16/12/2022	03:00	0	0	0	1	1	0	0	0	0	0	0	0	0	0	0	0	0	0	0	0	2	29.5	35	25 to 35	100.0	1	50.0
16/12/2022	04:00	0	0	0	0	1	2	0	0	0	0	0	0	0	0	0	0	0	0	0	0	3	35.3	40	30 to 40	100.0	3	100.0
16/12/2022	05:00	0	0	3	1	2	3	1	0	0	0	0	0	0	0	0	0	0	0	0	0	10	31.2	38.3	30 to 40	50.0	6	60.0
16/12/2022	06:00	0	0	2	3	7	7	4	0	0	0	0	0	0	0	0	0	0	0	0	0	23	34.1	41.2	30 to 40	60.9	18	78.3
16/12/2022	07:00	0	1	6	24	31	16	8	0	0	0	0	0	0	0	0	0	0	0	0	0	86	32	38.4	25 to 35	64.0	55	64.0
16/12/2022	08:00	0	0	22	81	78	35	5	1	0	0	0	0	0	0	0	0	0	0	0	0	222	30.7	36.1	25 to 35	71.6	119	53.6
16/12/2022	09:00	1	0	26	65	80	39	8	0	0	0	0	0	0	0	0	0	0	0	0	0	219	30.9	36.8	25 to 35	66.2	127	58.0
16/12/2022	10:00	3	8	23	62	68	37	6	1	0	0	0	0	0	0	0	0	0	0	0	0	208	30.3	36.8	25 to 35	62.5	112	53.8
16/12/2022	11:00	0	3	11	75	89	37	4	2	0	0	0	0	0	0	0	0	0	0	0	0	221	31.2	36.4	25 to 35	74.2	132	59.7
16/12/2022	12:00	0	4	23	93	83	54	8	0	1	0	0	0	0	0	0	0	0	0	0	0	266	31	37.1	25 to 35	66.2	146	54.9
16/12/2022	13:00	4	1	35	99	90	43	10	0	0	0	0	0	0	0	0	0	0	0	0	0	282	30.3	36.3	25 to 35	67.0	143	50.7
16/12/2022	14:00	3	12	37	100	96	46	7	4	1	0	0	0	0	0	0	0	0	0	0	0	306	30.1	36.3	25 to 35	64.1	154	50.3
16/12/2022	15:00	1	12	44	177	115	31	6	2	0	0	0	0	0	0	0	0	0	0	0	0	388	29.2	34.2	25 to 35	75.3	154	39.7
16/12/2022	16:00	0	10	42	105	122	41	11	0	0	0	0	0	0	0	0	0	0	0	0	0	331	30.1	35.2	25 to 35	68.6	174	52.6
16/12/2022	17:00	0	5	39	107	96	24	3	2	0	0	0	0	0	0	0	0	0	0	0	0	276	29.5	34.4	25 to 35	73.6	125	45.3
16/12/2022	18:00	0	2	18	60	69	24	7	2	0	0	0	0	0	0	0	0	0	0	0	0	182	30.9	36.2	25 to 35	70.9	102	56.0
16/12/2022	19:00	0	3	11	45	36	16	2	1	1	0	0	0	0	0	0	0	0	0	0	0	115	30.3	35.9	25 to 35	70.4	56	48.7
16/12/2022	20:00	0	1	6	18	35	11	5	0	0	0	0	0	0	0	0	0	0	0	0	0	76	31.6	37.3	25 to 35	69.7	51	67.1
16/12/2022	21:00	0	0	1	14	21	5	5	0	0	0	0	0	0	0	0	0	0	0	0	0	46	32.3	38	25 to 35	76.1	31	67.4
16/12/2022	22:00	0	0	6	19	12	8	2	2	0	0	0	0	0	0	0	0	0	0	0	0	49	31.1	38.1	25 to 35	63.3	24	49.0
16/12/2022	23:00	0	0	3	12	7	7	4	1	0	0	0	0	0	0	0	0	0	0	0	0	34	32.3	40	25 to 35	55.9	19	55.9
24 Hr Summary		12	63	359	1163	1144	487	107	18	3	0	0	0	0	0	0	0	0	0	0	0	3356	30.4	36.1	25 to 35	68.7	1759	52.4

Outgoing Histogram

A170 outward 2023

from Wed-Nov-02-2022-12-00-AM to Sat-Feb-18-2023-11-59-PM

Date	Starting Hr:min	<15	15 to <20	20 to <25	25 to <30	30 to <35	35 to <40	40 to <45	45 to <50	50 to <55	55 to <60	60 to <65	65 to <70	70 to <75	75 to <80	80 to <85	85 to <90	90 to <95	95 to <100	100 to >105	Total Counts	Avg Speed (MPH)	85pet Speed	10MPH Pace	% in pace	# of Speeders	% Speeders	
17/12/2022	00:00	0	0	0	4	5	2	3	0	0	0	0	0	0	0	0	0	0	0	0	0	14	33.6	41.7	25 to 35	64.3	10	71.4
17/12/2022	01:00	0	0	0	0	2	0	0	1	0	0	0	0	0	0	0	0	0	0	0	0	3	37	50	25 to 35	66.7	3	100.0
17/12/2022	02:00	0	0	0	1	3	1	0	0	0	0	0	0	0	0	0	0	0	0	0	0	5	32.2	35	25 to 35	80.0	4	80.0
17/12/2022	03:00	0	0	0	0	0	0	1	0	0	0	0	0	0	0	0	0	0	0	0	0	1	42	45	35 to 45	100.0	1	100.0
17/12/2022	04:00	0	0	0	0	1	1	0	0	0	0	0	0	0	0	0	0	0	0	0	0	2	34.5	40	30 to 40	100.0	2	100.0
17/12/2022	05:00	0	0	0	1	2	0	0	0	0	0	0	0	0	0	0	0	0	0	0	0	3	30.3	35	25 to 35	100.0	2	66.7
17/12/2022	06:00	0	0	0	2	5	3	1	0	1	0	0	0	0	0	0	0	0	0	0	0	12	35.3	40	30 to 40	66.7	10	83.3
17/12/2022	07:00	0	0	4	12	12	13	4	0	0	0	0	0	0	0	0	0	0	0	0	0	45	32.5	38.8	30 to 40	55.6	29	64.4
17/12/2022	08:00	0	1	6	27	40	23	4	1	0	1	0	0	0	0	0	0	0	0	0	0	103	32.3	38	25 to 35	65.0	69	67.0
17/12/2022	09:00	0	3	13	36	47	34	9	2	1	1	0	0	0	0	0	0	0	0	0	0	146	32.3	38.7	25 to 35	56.8	94	64.4
17/12/2022	10:00	2	5	18	70	57	41	18	1	0	0	0	0	0	0	0	0	0	0	0	0	212	31.3	38.4	25 to 35	59.9	117	55.2
17/12/2022	11:00	2	6	32	77	84	39	6	1	0	0	0	0	0	0	0	0	0	0	0	0	247	30.2	36.2	25 to 35	65.2	130	52.6
17/12/2022	12:00	0	0	25	67	111	41	11	3	0	0	0	0	0	0	0	0	0	0	0	0	258	31.6	37	25 to 35	69.0	166	64.3
17/12/2022	13:00	0	1	17	83	98	44	9	2	0	0	0	0	0	0	0	0	0	0	0	0	254	31.5	36.9	25 to 35	71.3	153	60.2
17/12/2022	14:00	0	4	30	88	87	44	9	1	0	0	0	0	0	0	0	0	0	0	0	0	263	30.7	36.7	25 to 35	66.5	141	53.6
17/12/2022	15:00	0	5	30	117	106	39	7	1	0	0	0	0	0	0	0	0	0	0	0	0	305	30.3	35.1	25 to 35	73.1	153	50.2
17/12/2022	16:00	0	3	33	112	105	33	2	1	1	0	0	0	0	0	0	0	0	0	0	0	290	30	34.7	25 to 35	74.8	142	49.0
17/12/2022	17:00	0	2	21	63	66	21	8	0	0	0	0	0	0	0	0	0	0	0	0	0	181	30.4	35.5	25 to 35	71.3	95	52.5
17/12/2022	18:00	1	1	15	37	42	15	6	2	0	0	0	0	0	0	0	0	0	0	0	0	119	30.7	36.7	25 to 35	66.4	65	54.6
17/12/2022	19:00	0	0	8	21	32	17	2	1	0	0	0	0	0	0	0	0	0	0	0	0	81	31.6	37.4	25 to 35	65.4	52	64.2
17/12/2022	20:00	0	1	3	18	22	8	6	1	0	0	2	0	0	0	0	0	0	0	0	0	61	33	40	25 to 35	65.6	39	63.9
17/12/2022	21:00	0	0	2	13	13	5	3	0	0	0	0	0	0	0	0	0	0	0	0	0	36	31.6	38	25 to 35	72.2	21	58.3
17/12/2022	22:00	0	0	2	12	15	5	2	1	0	0	0	0	0	0	0	0	0	0	0	0	37	31.8	37	25 to 35	73.0	23	62.2
17/12/2022	23:00	0	0	3	9	16	4	2	1	0	0	0	0	0	0	0	0	0	0	0	0	35	31.8	37.5	25 to 35	71.4	23	65.7
24 Hr Summary		5	32	262	870	971	433	113	20	3	2	2	0	0	0	0	0	0	0	0	0	2713	31.1	36.9	25 to 35	67.9	1544	56.9

Outgoing Histogram

A170 outward 2023

from Wed-Nov-02-2022-12-00-AM to Sat-Feb-18-2023-11-59-PM

Date	Starting Hr:min	<15	15 to <20	20 to <25	25 to <30	30 to <35	35 to <40	40 to <45	45 to <50	50 to <55	55 to <60	60 to <65	65 to <70	70 to <75	75 to <80	80 to <85	85 to <90	90 to <95	95 to <100	100 to >105	Total Counts	Avg Speed (MPH)	85pet Speed	10MPH Pace	% in pace	# of Speeders	% Speeders	
18/12/2022	00:00	0	0	0	4	9	4	2	0	1	0	0	0	0	0	0	0	0	0	0	0	20	34.2	40	25 to 35	65.0	16	80.0
18/12/2022	01:00	0	0	0	3	1	3	1	0	0	0	0	0	0	0	0	0	0	0	0	0	8	33.5	40	25 to 35	50.0	5	62.5
18/12/2022	02:00	0	0	0	0	0	3	1	0	0	0	0	0	0	0	0	0	0	0	0	0	4	38.3	40	35 to 45	100.0	4	100.0
18/12/2022	03:00	0	0	0	0	1	0	0	0	0	0	0	0	0	0	0	0	0	0	0	0	1	32	35	25 to 35	100.0	1	100.0
18/12/2022	04:00	0	0	0	0	0	0	0	0	0	0	0	0	0	0	0	0	0	0	0	0	0	0	0	*	*	*	*
18/12/2022	05:00	0	0	0	0	0	1	1	0	0	0	0	0	0	0	0	0	0	0	0	0	2	39.5	45	35 to 45	100.0	2	100.0
18/12/2022	06:00	0	0	0	0	3	2	2	0	0	0	0	0	0	0	0	0	0	0	0	0	7	36.6	42.5	30 to 40	71.4	7	100.0
18/12/2022	07:00	0	0	2	8	5	1	2	1	0	0	0	0	0	0	0	0	0	0	0	0	19	31.2	40	25 to 35	68.4	9	47.4
18/12/2022	08:00	0	2	1	17	12	7	1	2	0	0	0	0	0	0	0	0	0	0	0	0	42	31.2	37.9	25 to 35	69.0	22	52.4
18/12/2022	09:00	2	1	12	27	20	21	6	2	0	0	0	0	0	0	0	0	0	0	0	0	91	31.1	38.6	25 to 35	51.6	49	53.8
18/12/2022	10:00	1	1	16	56	52	27	10	1	0	0	0	0	0	0	0	0	0	0	0	0	164	31.1	37.4	25 to 35	65.9	90	54.9
18/12/2022	11:00	0	3	14	65	71	30	11	1	1	0	0	0	0	0	0	0	0	0	0	0	196	31.4	37.3	25 to 35	69.4	114	58.2
18/12/2022	12:00	0	3	11	77	64	39	10	0	1	0	0	0	0	0	0	0	0	0	0	0	205	31.4	37.4	25 to 35	68.8	114	55.6
18/12/2022	13:00	0	3	29	84	65	37	7	1	0	0	0	0	0	0	0	0	0	0	0	0	226	30.3	36.5	25 to 35	65.9	110	48.7
18/12/2022	14:00	0	0	14	68	79	40	9	1	0	0	0	0	0	0	0	0	0	0	0	0	211	31.6	37.2	25 to 35	69.7	129	61.1
18/12/2022	15:00	0	4	13	82	73	33	7	2	0	0	0	0	0	0	0	0	0	0	0	0	214	30.9	36.5	25 to 35	72.4	115	53.7
18/12/2022	16:00	0	0	16	59	56	14	4	1	1	0	0	0	0	0	0	0	0	0	0	0	151	30.4	34.7	25 to 35	76.2	76	50.3
18/12/2022	17:00	0	2	12	37	38	22	1	0	0	0	0	0	0	0	0	0	0	0	0	0	112	30.5	36.4	25 to 35	67.0	61	54.5
18/12/2022	18:00	0	1	5	29	29	18	4	0	0	0	0	0	0	0	0	0	0	0	0	0	86	31.5	37.5	25 to 35	67.4	51	59.3
18/12/2022	19:00	0	2	7	35	28	18	7	2	0	0	0	0	0	0	0	0	0	0	0	0	99	31.6	38.3	25 to 35	63.6	55	55.6
18/12/2022	20:00	0	0	5	22	18	12	2	0	0	0	0	0	0	0	0	0	0	0	0	0	59	31.1	37.1	25 to 35	67.8	32	54.2
18/12/2022	21:00	0	1	4	9	7	8	3	0	0	0	0	0	0	0	0	0	0	0	0	0	32	31.3	38.8	25 to 35	50.0	18	56.3
18/12/2022	22:00	0	0	2	7	11	2	6	2	0	0	0	0	0	0	0	0	0	0	0	0	30	33.8	43.3	25 to 35	60.0	21	70.0
18/12/2022	23:00	0	0	2	3	2	1	0	0	0	0	0	0	0	0	0	0	0	0	0	0	8	28.3	35	20 to 30	62.5	3	37.5
24 Hr Summary		3	23	165	692	644	343	97	16	4	0	0	0	0	0	0	0	0	0	0	0	1987	31.2	37.4	25 to 35	67.2	1104	55.6

Outgoing Histogram

A170 outward 2023

from Wed-Nov-02-2022-12-00-AM to Sat-Feb-18-2023-11-59-PM

Date	Starting Hr:min	<15	15 to <20	20 to <25	25 to <30	30 to <35	35 to <40	40 to <45	45 to <50	50 to <55	55 to <60	60 to <65	65 to <70	70 to <75	75 to <80	80 to <85	85 to <90	90 to <95	95 to <100	100 to >105	Total Counts	Avg Speed (MPH)	85pct Speed	10MPH Pace	% in pace	# of Speeders	% Speeders	
19/12/2022	00:00	0	0	0	0	2	2	3	0	0	0	0	0	0	0	0	0	0	0	0	0	7	37.9	43.3	35 to 45	71.4	7	100.0
19/12/2022	01:00	0	0	0	0	0	0	1	0	0	0	0	0	0	0	0	0	0	0	0	0	1	42	45	35 to 45	100.0	1	100.0
19/12/2022	02:00	0	0	0	0	0	2	0	0	0	0	0	0	0	0	0	0	0	0	0	0	2	37	40	30 to 40	100.0	2	100.0
19/12/2022	03:00	0	0	0	0	1	0	0	0	0	0	0	0	0	0	0	0	0	0	0	0	1	32	35	25 to 35	100.0	1	100.0
19/12/2022	04:00	0	0	1	0	2	0	0	1	0	0	0	0	0	0	0	0	0	0	0	0	4	33.3	35	25 to 35	50.0	3	75.0
19/12/2022	05:00	0	0	0	2	2	2	1	0	0	0	0	0	0	0	0	0	0	0	0	0	7	33.4	40	25 to 35	57.1	5	71.4
19/12/2022	06:00	0	0	0	6	9	7	9	3	1	0	0	0	0	0	0	0	0	0	0	0	35	36.9	44.4	30 to 40	45.7	29	82.9
19/12/2022	07:00	0	0	4	25	43	19	2	1	0	0	0	0	0	0	0	0	0	0	0	0	94	32.1	37.1	25 to 35	72.3	65	69.1
19/12/2022	08:00	1	1	12	67	80	26	6	0	1	0	0	0	0	0	0	0	0	0	0	0	194	31	35.8	25 to 35	75.8	113	58.2
19/12/2022	09:00	0	3	19	75	59	23	8	0	0	0	0	0	0	0	0	0	0	0	0	0	187	30.3	35.7	25 to 35	71.7	90	48.1
19/12/2022	10:00	0	2	22	96	78	40	7	0	0	0	0	0	0	0	0	0	0	0	0	0	245	30.6	36.2	25 to 35	71.0	125	51.0
19/12/2022	11:00	0	4	19	94	87	44	8	0	0	0	0	0	0	0	0	0	0	0	0	0	256	30.8	36.6	25 to 35	70.7	139	54.3
19/12/2022	12:00	2	2	24	86	94	43	7	1	1	0	0	0	0	0	0	0	0	0	0	0	260	30.9	36.5	25 to 35	69.2	146	56.2
19/12/2022	13:00	0	3	18	88	97	43	9	2	0	0	0	0	0	0	0	0	0	0	0	0	260	31.2	36.7	25 to 35	71.2	151	58.1
19/12/2022	14:00	0	3	31	105	86	38	10	0	0	0	0	0	0	0	0	0	0	0	0	0	273	30.3	35.9	25 to 35	70.0	134	49.1
19/12/2022	15:00	1	4	31	112	110	40	8	0	0	0	0	0	0	0	0	0	0	0	0	0	306	30.3	35.2	25 to 35	72.5	158	51.6
19/12/2022	16:00	2	7	41	119	104	34	5	0	0	0	0	0	0	0	0	0	0	0	0	0	312	29.5	34.6	25 to 35	71.5	143	45.8
19/12/2022	17:00	0	8	30	97	89	39	5	2	0	0	0	0	0	0	0	0	0	0	0	0	270	30.1	35.8	25 to 35	68.9	135	50.0
19/12/2022	18:00	1	5	14	54	47	28	2	2	0	0	0	0	0	0	0	0	0	0	0	0	153	30.4	36.6	25 to 35	66.0	79	51.6
19/12/2022	19:00	0	2	8	30	33	18	5	3	0	0	0	0	0	0	0	0	0	0	0	0	99	31.7	38.1	25 to 35	63.6	59	59.6
19/12/2022	20:00	0	1	5	24	20	16	6	1	0	0	0	0	0	0	0	0	0	0	0	0	73	32	38.8	25 to 35	60.3	43	58.9
19/12/2022	21:00	0	0	5	11	13	8	4	0	0	0	0	0	0	0	0	0	0	0	0	0	41	31.8	38.8	25 to 35	58.5	25	61.0
19/12/2022	22:00	0	0	5	14	15	9	4	0	0	0	0	0	0	0	0	0	0	0	0	0	47	31.7	38.3	25 to 35	61.7	28	59.6
19/12/2022	23:00	0	0	0	2	7	4	0	0	0	0	0	0	0	0	0	0	0	0	0	0	13	33.2	37.5	30 to 40	84.6	11	84.6
24 Hr Summary		7	45	289	1107	1078	485	110	16	3	0	0	0	0	0	0	0	0	0	0	0	3140	30.7	36.5	25 to 35	69.6	1692	53.9

Outgoing Histogram

A170 outward 2023

from Wed-Nov-02-2022-12-00-AM to Sat-Feb-18-2023-11-59-PM

Date	Starting Hr:min	<15	15 to <20	20 to <25	25 to <30	30 to <35	35 to <40	40 to <45	45 to <50	50 to <55	55 to <60	60 to <65	65 to <70	70 to <75	75 to <80	80 to <85	85 to <90	90 to <95	95 to <100	100 to >105	Total Counts	Avg Speed (MPH)	85pet Speed	10MPH Pace	% in pace	# of Speeders	% Speeders	
20/12/2022	00:00	0	0	0	1	2	1	0	1	0	1	0	0	0	0	0	0	0	0	0	0	6	38.7	50	25 to 35	50.0	5	83.3
20/12/2022	01:00	0	0	0	1	0	1	1	0	0	0	0	0	0	0	0	0	0	0	0	0	3	35.3	45	35 to 45	66.7	2	66.7
20/12/2022	02:00	0	0	0	0	0	0	1	0	0	0	0	0	0	0	0	0	0	0	0	0	1	42	45	35 to 45	100.0	1	100.0
20/12/2022	03:00	0	0	2	0	1	0	0	0	0	0	0	0	0	0	0	0	0	0	0	0	3	25.7	35	15 to 25	66.7	1	33.3
20/12/2022	04:00	0	0	0	1	1	1	0	0	0	0	0	0	0	0	0	0	0	0	0	0	3	32	40	25 to 35	66.7	2	66.7
20/12/2022	05:00	0	0	1	1	4	1	2	0	0	0	0	0	0	0	0	0	0	0	0	0	9	33.3	42.5	25 to 35	55.6	7	77.8
20/12/2022	06:00	0	0	1	9	10	8	3	1	0	0	0	0	0	0	0	0	0	0	0	0	32	33.3	39.4	25 to 35	59.4	22	68.8
20/12/2022	07:00	0	3	4	24	43	21	11	0	0	0	0	0	0	0	0	0	0	0	0	0	106	32.5	38.8	25 to 35	63.2	75	70.8
20/12/2022	08:00	1	4	12	80	76	31	11	1	0	0	0	0	0	0	0	0	0	0	0	0	216	31	36.8	25 to 35	72.2	119	55.1
20/12/2022	09:00	1	1	16	71	76	30	12	5	1	0	0	0	0	0	0	0	0	0	0	0	213	31.6	37.7	25 to 35	69.0	124	58.2
20/12/2022	10:00	0	1	26	94	90	46	7	1	1	0	0	0	0	0	0	0	0	0	0	0	266	30.9	36.6	25 to 35	69.2	145	54.5
20/12/2022	11:00	0	3	26	104	108	36	9	1	0	0	0	0	0	0	0	0	0	0	0	0	287	30.6	35.4	25 to 35	73.9	154	53.7
20/12/2022	12:00	0	5	16	86	84	34	11	0	0	0	0	0	0	0	0	0	0	0	0	0	236	30.8	36.5	25 to 35	72.0	129	54.7
20/12/2022	13:00	0	3	18	80	94	45	14	3	0	0	0	0	0	0	0	0	0	0	0	0	257	31.6	37.6	25 to 35	67.7	156	60.7
20/12/2022	14:00	1	7	31	109	95	33	7	0	0	0	0	0	0	0	0	0	0	0	0	0	283	29.8	34.9	25 to 35	72.1	135	47.7
20/12/2022	15:00	0	8	37	136	111	27	12	0	0	0	0	0	0	0	0	0	0	0	0	0	331	29.7	34.5	25 to 35	74.6	150	45.3
20/12/2022	16:00	0	9	44	107	111	29	8	1	0	0	0	0	0	0	0	0	0	0	0	0	309	29.7	34.6	25 to 35	70.6	149	48.2
20/12/2022	17:00	0	1	25	95	93	42	2	0	1	0	0	0	0	0	0	0	0	0	0	0	259	30.6	35.7	25 to 35	72.6	138	53.3
20/12/2022	18:00	0	4	16	72	65	30	3	3	0	0	0	0	0	0	0	0	0	0	0	0	193	30.6	36.2	25 to 35	71.0	101	52.3
20/12/2022	19:00	0	0	5	29	39	18	8	2	0	0	0	0	0	0	0	0	0	0	0	0	101	32.5	38.6	25 to 35	67.3	67	66.3
20/12/2022	20:00	0	1	6	25	18	13	5	1	0	0	0	0	0	0	0	0	0	0	0	0	69	31.4	38.5	25 to 35	62.3	37	53.6
20/12/2022	21:00	0	0	1	12	9	9	3	1	1	0	0	0	0	0	0	0	0	0	0	0	36	33.5	40	25 to 35	58.3	23	63.9
20/12/2022	22:00	0	1	1	11	10	7	5	0	0	1	0	0	0	0	0	0	0	0	0	0	36	33.2	41	25 to 35	58.3	23	63.9
20/12/2022	23:00	0	0	1	0	3	4	4	0	1	0	0	0	0	0	0	0	0	0	0	0	13	37.6	43.8	35 to 45	61.5	12	92.3
24 Hr Summary		3	51	289	1148	1143	467	139	21	5	2	0	0	0	0	0	0	0	0	0	0	3268	30.9	36.5	25 to 35	70.1	1777	54.4

Outgoing Histogram

A170 outward 2023

from Wed-Nov-02-2022-12-00-AM to Sat-Feb-18-2023-11-59-PM

Date	Starting Hr:min	<15	15 to <20	20 to <25	25 to <30	30 to <35	35 to <40	40 to <45	45 to <50	50 to <55	55 to <60	60 to <65	65 to <70	70 to <75	75 to <80	80 to <85	85 to <90	90 to <95	95 to <100	100 to >105	Total Counts	Avg Speed (MPH)	85pet Speed	10MPH Pace	% in pace	# of Speeders	% Speeders	
21/12/2022	00:00	0	0	0	0	1	0	1	0	1	0	0	0	0	0	0	0	0	0	0	0	3	42	55	25 to 35	33.3	3	100.0
21/12/2022	01:00	0	0	0	1	0	2	0	0	0	0	0	0	0	0	0	0	0	0	0	0	3	33.7	40	30 to 40	66.7	2	66.7
21/12/2022	02:00	0	0	0	0	0	0	0	0	0	0	0	0	0	0	0	0	0	0	0	0	0	0	0	*	*	*	*
21/12/2022	03:00	0	0	0	0	1	1	0	0	0	0	0	0	0	0	0	0	0	0	0	0	2	34.5	40	30 to 40	100.0	2	100.0
21/12/2022	04:00	0	0	1	2	2	1	1	0	0	0	0	0	0	0	0	0	0	0	0	0	7	31.6	40	25 to 35	57.1	4	57.1
21/12/2022	05:00	0	0	0	3	1	4	2	1	0	0	0	0	0	0	0	0	0	0	0	0	11	35.8	42.5	35 to 45	54.5	8	72.7
21/12/2022	06:00	0	0	3	8	9	12	4	1	0	0	0	0	0	0	0	0	0	0	0	0	37	33.5	39.6	30 to 40	56.8	26	70.3
21/12/2022	07:00	0	0	4	23	38	25	13	1	1	0	0	0	0	0	0	0	0	0	0	0	105	33.7	39.8	30 to 40	60.0	78	74.3
21/12/2022	08:00	0	1	15	58	76	38	3	1	0	0	0	0	0	0	0	0	0	0	0	0	192	31.3	36.7	25 to 35	69.8	118	61.5
21/12/2022	09:00	0	3	18	74	57	37	10	1	1	0	0	0	0	0	0	0	0	0	0	0	201	31.1	37.6	25 to 35	65.2	106	52.7
21/12/2022	10:00	0	5	24	100	103	50	6	1	0	0	0	0	0	0	0	0	0	0	0	0	289	30.8	36.4	25 to 35	70.2	160	55.4
21/12/2022	11:00	0	3	16	92	105	47	6	3	0	0	0	0	0	0	0	0	0	0	0	0	272	31.3	36.6	25 to 35	72.4	161	59.2
21/12/2022	12:00	0	4	24	95	100	52	12	0	1	0	0	0	0	0	0	0	0	0	0	0	288	31.2	37.1	25 to 35	67.7	165	57.3
21/12/2022	13:00	0	2	28	84	107	37	13	1	0	0	0	0	0	0	0	0	0	0	0	0	272	31	36.4	25 to 35	70.2	158	58.1
21/12/2022	14:00	1	5	17	96	111	40	15	0	0	0	0	0	0	0	0	0	0	0	0	0	285	31.1	36.5	25 to 35	72.6	166	58.2
21/12/2022	15:00	0	4	29	104	122	33	7	1	0	0	0	0	0	0	0	0	0	0	0	0	300	30.4	34.8	25 to 35	75.3	163	54.3
21/12/2022	16:00	1	9	42	127	105	28	6	1	0	0	0	0	0	0	0	0	0	0	0	0	319	29.4	34.4	25 to 35	72.7	140	43.9
21/12/2022	17:00	0	4	24	93	95	42	10	1	0	0	0	0	0	0	0	0	0	0	0	0	269	30.8	36.5	25 to 35	69.9	148	55.0
21/12/2022	18:00	1	2	20	49	66	27	4	4	0	0	0	0	0	0	0	0	0	0	0	0	173	31	36.7	25 to 35	66.5	101	58.4
21/12/2022	19:00	0	1	6	24	36	29	11	2	0	0	0	0	0	0	0	0	0	0	0	0	109	33.3	39.5	30 to 40	59.6	78	71.6
21/12/2022	20:00	0	0	2	23	27	15	6	1	0	1	0	0	0	0	0	0	0	0	0	0	75	32.9	39	25 to 35	66.7	50	66.7
21/12/2022	21:00	0	1	2	11	22	7	2	2	0	0	0	0	0	0	0	0	0	0	0	0	47	32.3	37.9	25 to 35	70.2	33	70.2
21/12/2022	22:00	0	0	3	10	10	5	4	1	0	0	0	0	0	0	0	0	0	0	0	0	33	32.3	40	25 to 35	60.6	20	60.6
21/12/2022	23:00	0	0	0	8	9	6	6	0	0	0	0	0	0	0	0	0	0	0	0	0	29	34.1	41.7	25 to 35	58.6	21	72.4
24 Hr Summary		3	44	278	1085	1203	538	142	23	4	1	0	0	0	0	0	0	0	0	0	0	3321	31.1	37	25 to 35	68.9	1911	57.5



Outgoing Histogram

A170 outward 2023

from Wed-Nov-02-2022-12-00-AM to Sat-Feb-18-2023-11-59-PM

Date	Starting Hr:min	<15	15 to <20	20 to <25	25 to <30	30 to <35	35 to <40	40 to <45	45 to <50	50 to <55	55 to <60	60 to <65	65 to <70	70 to <75	75 to <80	80 to <85	85 to <90	90 to <95	95 to <100	100 to >105	Total Counts	Avg Speed (MPH)	85pet Speed	10MPH Pace	% in pace	# of Speeders	% Speeders	
22/12/2022	00:00	0	0	1	1	4	1	1	0	0	0	0	0	0	0	0	0	0	0	0	0	8	32	40	25 to 35	62.5	6	75.0
22/12/2022	01:00	0	0	0	1	0	0	1	0	0	0	0	0	0	0	0	0	0	0	0	0	2	34.5	45	20 to 30	50.0	1	50.0
22/12/2022	02:00	0	0	0	0	0	0	1	0	0	0	0	0	0	0	0	0	0	0	0	0	1	42	45	35 to 45	100.0	1	100.0
22/12/2022	03:00	0	0	0	0	1	0	0	0	0	0	0	0	0	0	0	0	0	0	0	0	1	32	35	25 to 35	100.0	1	100.0
22/12/2022	04:00	0	0	0	1	3	1	0	0	0	0	0	0	0	0	0	0	0	0	0	0	5	32.2	35	25 to 35	80.0	4	80.0
22/12/2022	05:00	0	2	0	1	2	4	2	1	0	0	0	0	0	0	0	0	0	0	0	0	12	33.8	42.5	30 to 40	50.0	9	75.0
22/12/2022	06:00	0	0	0	7	5	8	4	2	0	0	0	0	0	0	0	0	0	0	0	0	26	35.2	42.5	30 to 40	50.0	19	73.1
22/12/2022	07:00	0	2	8	36	27	17	9	3	1	0	0	0	0	0	0	0	0	0	0	0	103	32	39.4	25 to 35	61.2	57	55.3
22/12/2022	08:00	0	2	11	55	39	30	9	0	1	0	0	0	0	0	0	0	0	0	0	0	147	31.4	38	25 to 35	63.9	79	53.7
22/12/2022	09:00	0	1	11	55	54	29	12	1	0	0	0	0	0	0	0	0	0	0	0	0	163	31.7	38.1	25 to 35	66.9	96	58.9
22/12/2022	10:00	2	6	25	92	89	39	8	1	0	0	0	0	0	0	0	0	0	0	0	0	262	30.4	36.2	25 to 35	69.1	137	52.3
22/12/2022	11:00	0	5	25	98	90	46	4	0	0	0	0	0	0	0	0	0	0	0	0	0	268	30.4	36.1	25 to 35	70.1	140	52.2
22/12/2022	12:00	1	8	28	108	99	34	6	1	0	0	0	0	0	0	0	0	0	0	0	0	285	30	34.9	25 to 35	72.6	140	49.1
22/12/2022	13:00	1	5	16	90	108	31	5	0	0	0	0	0	0	0	0	0	0	0	0	0	256	30.5	34.9	25 to 35	77.3	144	56.3
22/12/2022	14:00	0	8	24	100	110	24	4	0	0	0	0	0	0	0	0	0	0	0	0	0	270	29.9	34.5	25 to 35	77.8	138	51.1
22/12/2022	15:00	0	1	35	119	98	38	7	0	0	0	0	0	0	0	0	0	0	0	0	0	298	30.1	35	25 to 35	72.8	143	48.0
22/12/2022	16:00	0	5	36	152	90	25	6	0	0	0	0	0	0	0	0	0	0	0	0	0	314	29.3	34.1	25 to 35	77.1	121	38.5
22/12/2022	17:00	0	1	29	83	88	33	7	1	0	0	0	0	0	0	0	0	0	0	0	0	242	30.5	35.8	25 to 35	70.7	129	53.3
22/12/2022	18:00	1	0	19	55	65	23	7	3	0	0	0	0	0	0	0	0	0	0	0	0	173	31	36.5	25 to 35	69.4	98	56.6
22/12/2022	19:00	0	1	1	27	29	21	3	0	0	1	0	0	0	0	0	0	0	0	0	0	83	32.5	38.1	25 to 35	67.5	54	65.1
22/12/2022	20:00	0	0	5	26	29	8	3	3	0	0	0	0	0	0	0	0	0	0	0	0	74	31.5	36.9	25 to 35	74.3	43	58.1
22/12/2022	21:00	0	2	7	10	12	10	4	1	0	0	0	0	0	0	0	0	0	0	0	0	46	31.4	39	25 to 35	47.8	27	58.7
22/12/2022	22:00	0	1	1	15	16	9	7	0	0	0	0	0	0	0	0	0	0	0	0	0	49	32.7	40	25 to 35	63.3	32	65.3
22/12/2022	23:00	0	0	0	5	5	4	3	0	0	0	0	0	0	0	0	0	0	0	0	0	17	33.8	40	25 to 35	58.8	12	70.6
24 Hr Summary		5	50	282	1137	1063	435	113	17	2	1	0	0	0	0	0	0	0	0	0	0	3105	30.6	36.2	25 to 35	70.9	1631	52.5

Outgoing Histogram

A170 outward 2023

from Wed-Nov-02-2022-12-00-AM to Sat-Feb-18-2023-11-59-PM

Date	Starting Hr:min	<15	15 to <20	20 to <25	25 to <30	30 to <35	35 to <40	40 to <45	45 to <50	50 to <55	55 to <60	60 to <65	65 to <70	70 to <75	75 to <80	80 to <85	85 to <90	90 to <95	95 to <100	100 to >105	Total Counts	Avg Speed (MPH)	85pet Speed	10MPH Pace	% in pace	# of Speeders	% Speeders	
23/12/2022	00:00	0	1	2	1	1	3	2	0	0	0	0	0	0	0	0	0	0	0	0	0	10	31.7	40	35 to 45	50.0	6	60.0
23/12/2022	01:00	0	0	0	0	0	0	0	0	0	0	0	0	0	0	0	0	0	0	0	0	0	0	0	*	*	*	*
23/12/2022	02:00	0	0	0	2	1	0	1	0	0	0	0	0	0	0	0	0	0	0	0	0	4	32.3	35	25 to 35	75.0	2	50.0
23/12/2022	03:00	0	1	0	1	1	2	0	1	0	0	0	0	0	0	0	0	0	0	0	0	6	33	40	30 to 40	50.0	4	66.7
23/12/2022	04:00	0	0	0	1	1	2	1	0	0	0	0	0	0	0	0	0	0	0	0	0	5	35	40	30 to 40	60.0	4	80.0
23/12/2022	05:00	0	0	1	1	1	1	3	0	0	0	0	0	0	0	0	0	0	0	0	0	7	35	43.3	35 to 45	57.1	5	71.4
23/12/2022	06:00	0	0	1	3	10	0	0	2	0	0	0	0	0	0	0	0	0	0	0	0	16	32.7	35	25 to 35	81.3	12	75.0
23/12/2022	07:00	0	1	4	16	28	19	8	0	1	0	0	0	0	0	0	0	0	0	0	0	77	33.2	39.2	30 to 40	61.0	56	72.7
23/12/2022	08:00	1	0	17	56	52	26	3	2	1	0	0	0	0	0	0	0	0	0	0	0	158	30.8	36.5	25 to 35	68.4	84	53.2
23/12/2022	09:00	2	3	16	73	53	31	11	0	0	0	0	0	0	0	0	0	0	0	0	0	189	30.7	37.3	25 to 35	66.7	95	50.3
23/12/2022	10:00	1	6	29	102	101	30	9	0	0	0	0	0	0	0	0	0	0	0	0	0	278	30.1	34.9	25 to 35	73.0	140	50.4
23/12/2022	11:00	0	6	29	103	107	34	5	2	0	0	0	0	0	0	0	0	0	0	0	0	286	30.2	34.9	25 to 35	73.4	148	51.7
23/12/2022	12:00	0	4	37	121	121	36	10	1	0	0	0	0	0	0	0	0	0	0	0	0	330	30.2	34.9	25 to 35	73.3	168	50.9
23/12/2022	13:00	0	5	21	95	109	51	12	1	0	0	0	0	0	0	0	0	0	0	0	0	294	31.2	37	25 to 35	69.4	173	58.8
23/12/2022	14:00	0	9	37	144	131	49	5	1	0	0	0	0	0	0	0	0	0	0	0	0	376	30.1	35	25 to 35	73.1	186	49.5
23/12/2022	15:00	0	7	54	103	107	42	7	0	0	0	0	0	0	0	0	0	0	0	0	0	320	29.7	35.1	25 to 35	65.6	156	48.8
23/12/2022	16:00	0	3	21	93	99	32	5	1	0	0	0	0	0	0	0	0	0	0	0	0	254	30.5	35	25 to 35	75.6	137	53.9
23/12/2022	17:00	0	1	19	95	74	31	5	0	0	0	0	0	0	0	0	0	0	0	0	0	225	30.4	35.3	25 to 35	75.1	110	48.9
23/12/2022	18:00	0	2	13	50	38	13	10	2	0	0	0	0	0	0	0	0	0	0	0	0	128	30.8	37.3	25 to 35	68.8	63	49.2
23/12/2022	19:00	0	0	6	29	41	25	5	0	0	0	0	0	0	0	0	0	0	0	0	0	106	32.2	37.8	25 to 35	66.0	71	67.0
23/12/2022	20:00	0	1	9	14	12	17	6	0	0	0	0	0	0	0	0	0	0	0	0	0	59	31.9	39.1	30 to 40	49.2	35	59.3
23/12/2022	21:00	0	0	2	10	20	12	3	1	0	0	0	0	0	0	0	0	0	0	0	0	48	33.1	38.8	30 to 40	66.7	36	75.0
23/12/2022	22:00	0	0	5	21	10	7	2	1	0	0	0	0	0	0	0	0	0	0	0	0	46	30.5	37.1	25 to 35	67.4	20	43.5
23/12/2022	23:00	0	1	1	9	3	9	5	0	0	0	0	0	0	0	0	0	0	0	0	0	28	33.2	41	35 to 45	50.0	17	60.7
24 Hr Summary		4	51	324	1143	1121	472	118	15	2	0	0	0	0	0	0	0	0	0	0	0	3250	30.6	36.3	25 to 35	69.7	1728	53.2

Outgoing Histogram

A170 outward 2023

from Wed-Nov-02-2022-12-00-AM to Sat-Feb-18-2023-11-59-PM

Date	Starting Hr:min	<15	15 to <20	20 to <25	25 to <30	30 to <35	35 to <40	40 to <45	45 to <50	50 to <55	55 to <60	60 to <65	65 to <70	70 to <75	75 to <80	80 to <85	85 to <90	90 to <95	95 to <100	100 to >105	Total Counts	Avg Speed (MPH)	85pet Speed	10MPH Pace	% in pace	# of Speeders	% Speeders	
24/12/2022	00:00	0	0	2	0	5	3	1	1	0	0	0	0	0	0	0	0	0	0	0	0	12	33.8	40	30 to 40	66.7	10	83.3
24/12/2022	01:00	0	0	0	0	2	6	1	0	1	0	0	0	0	0	0	0	0	0	0	0	10	38.2	40	30 to 40	80.0	10	100.0
24/12/2022	02:00	0	0	0	2	2	1	0	0	0	0	0	0	0	0	0	0	0	0	0	0	5	31.4	35	25 to 35	80.0	3	60.0
24/12/2022	03:00	0	0	0	0	1	1	0	0	0	0	0	0	0	0	0	0	0	0	0	0	2	34.5	40	30 to 40	100.0	2	100.0
24/12/2022	04:00	0	0	0	0	0	0	0	1	0	0	0	0	0	0	0	0	0	0	0	0	1	47	50	40 to 50	100.0	1	100.0
24/12/2022	05:00	0	0	0	0	3	3	1	0	0	0	0	0	0	0	0	0	0	0	0	0	7	35.7	40	30 to 40	85.7	7	100.0
24/12/2022	06:00	0	0	0	3	4	3	2	0	0	0	0	0	0	0	0	0	0	0	0	0	12	33.8	40	25 to 35	58.3	9	75.0
24/12/2022	07:00	0	0	2	12	8	7	3	0	0	0	0	0	0	0	0	0	0	0	0	0	32	31.8	38.6	25 to 35	62.5	18	56.3
24/12/2022	08:00	1	0	3	24	26	13	1	1	0	0	0	0	0	0	0	0	0	0	0	0	69	31.3	36.9	25 to 35	72.5	41	59.4
24/12/2022	09:00	0	4	12	51	39	23	6	1	1	0	0	0	0	0	0	0	0	0	0	0	137	30.8	37.2	25 to 35	65.7	70	51.1
24/12/2022	10:00	0	3	35	75	66	45	9	2	0	0	0	0	0	0	0	0	0	0	0	0	235	30.7	37.3	25 to 35	60.0	122	51.9
24/12/2022	11:00	0	5	27	101	89	40	6	3	1	0	0	0	0	0	0	0	0	0	0	0	272	30.5	36.1	25 to 35	69.9	139	51.1
24/12/2022	12:00	1	2	22	93	96	51	12	3	1	0	0	0	0	0	0	0	0	0	0	0	281	31.4	37.5	25 to 35	67.3	163	58.0
24/12/2022	13:00	0	5	19	72	114	47	6	2	0	0	0	0	0	0	0	0	0	0	0	0	265	31.3	36.6	25 to 35	70.2	169	63.8
24/12/2022	14:00	1	0	18	98	99	39	9	2	0	0	0	0	0	0	0	0	0	0	0	0	266	31.1	36.3	25 to 35	74.1	149	56.0
24/12/2022	15:00	1	3	24	82	86	34	8	1	0	0	0	0	0	0	0	0	0	0	0	0	239	30.6	36	25 to 35	70.3	129	54.0
24/12/2022	16:00	0	3	22	69	70	23	5	0	0	0	0	0	0	0	0	0	0	0	0	0	192	30.2	34.9	25 to 35	72.4	98	51.0
24/12/2022	17:00	0	3	17	54	50	26	8	1	0	0	0	0	0	0	0	0	0	0	0	0	159	30.8	37.1	25 to 35	65.4	85	53.5
24/12/2022	18:00	1	2	15	37	45	19	4	0	0	1	0	0	0	0	0	0	0	0	0	0	124	30.6	36.3	25 to 35	66.1	69	55.6
24/12/2022	19:00	0	0	5	17	22	10	6	0	0	0	0	0	0	0	0	0	0	0	0	0	60	32	38.5	25 to 35	65.0	38	63.3
24/12/2022	20:00	0	2	3	8	15	5	6	2	1	0	0	0	0	0	0	0	0	0	0	0	42	33.2	42.5	25 to 35	54.8	29	69.0
24/12/2022	21:00	0	0	2	10	12	8	1	1	0	0	0	0	0	0	0	0	0	0	0	0	34	32.2	38.1	25 to 35	64.7	22	64.7
24/12/2022	22:00	0	2	3	8	14	1	2	2	0	0	0	0	0	0	0	0	0	0	0	0	32	30.9	35	25 to 35	68.8	19	59.4
24/12/2022	23:00	0	0	1	7	4	3	2	0	0	0	0	0	0	0	0	0	0	0	0	0	17	31.6	38.3	25 to 35	64.7	9	52.9
24 Hr Summary		5	34	232	823	872	411	99	23	5	1	0	0	0	0	0	0	0	0	0	0	2505	31	37	25 to 35	67.7	1411	56.3

Outgoing Histogram

A170 outward 2023

from Wed-Nov-02-2022-12-00-AM to Sat-Feb-18-2023-11-59-PM

Date	Starting Hr:min	<15	15 to <20	20 to <25	25 to <30	30 to <35	35 to <40	40 to <45	45 to <50	50 to <55	55 to <60	60 to <65	65 to <70	70 to <75	75 to <80	80 to <85	85 to <90	90 to <95	95 to <100	100 to >105	Total Counts	Avg Speed (MPH)	85pet Speed	10MPH Pace	% in pace	# of Speeders	% Speeders	
25/12/2022	00:00	0	0	2	4	4	7	1	0	0	0	0	0	0	0	0	0	0	0	0	0	18	32.5	38.6	30 to 40	61.1	12	66.7
25/12/2022	01:00	0	0	2	4	3	1	1	0	0	0	0	0	0	0	0	0	0	0	0	0	11	30	35	25 to 35	63.6	5	45.5
25/12/2022	02:00	0	0	0	0	1	0	1	0	0	0	0	0	0	0	0	0	0	0	0	0	2	37	45	25 to 35	50.0	2	100.0
25/12/2022	03:00	0	0	0	0	0	0	0	0	0	0	0	0	0	0	0	0	0	0	0	0	0	0	0	*	*	*	*
25/12/2022	04:00	0	0	0	0	0	0	0	0	0	0	0	0	0	0	0	0	0	0	0	0	0	0	0	*	*	*	*
25/12/2022	05:00	0	0	0	0	0	0	0	0	0	0	0	0	0	0	0	0	0	0	0	0	0	0	0	*	*	*	*
25/12/2022	06:00	0	0	0	1	1	0	1	0	0	0	0	0	0	0	0	0	0	0	0	0	3	33.7	45	25 to 35	66.7	2	66.7
25/12/2022	07:00	0	0	0	6	1	2	2	0	0	0	0	0	0	0	0	0	0	0	0	0	11	32.2	40	25 to 35	63.6	5	45.5
25/12/2022	08:00	1	0	1	3	8	6	3	1	0	0	0	0	0	0	0	0	0	0	0	0	23	33.6	41.7	30 to 40	60.9	18	78.3
25/12/2022	09:00	0	1	10	14	17	6	1	0	1	0	0	0	0	0	0	0	0	0	0	0	50	29.9	35	25 to 35	62.0	25	50.0
25/12/2022	10:00	0	3	8	39	39	20	6	2	1	0	0	0	0	0	0	0	0	0	0	0	118	31.5	37.8	25 to 35	66.1	68	57.6
25/12/2022	11:00	0	1	13	52	58	35	12	2	0	0	0	0	0	0	0	0	0	0	0	0	173	32	38.3	25 to 35	63.6	107	61.8
25/12/2022	12:00	0	2	10	42	44	35	7	4	0	0	0	0	0	0	0	0	0	0	0	0	144	32.2	38.4	25 to 35	59.7	90	62.5
25/12/2022	13:00	0	0	3	24	35	26	10	3	0	0	0	0	0	0	0	0	0	0	0	0	101	33.7	39.6	30 to 40	60.4	74	73.3
25/12/2022	14:00	0	0	5	11	10	12	5	2	0	0	0	0	0	0	0	0	0	0	0	0	45	33.2	40	30 to 40	48.9	29	64.4
25/12/2022	15:00	0	0	2	26	15	10	7	4	0	0	0	0	0	0	0	0	0	0	0	0	64	32.8	40.7	25 to 35	64.1	36	56.3
25/12/2022	16:00	0	0	3	16	21	12	5	0	0	0	0	0	0	0	0	0	0	0	0	0	57	32.4	38.3	25 to 35	64.9	38	66.7
25/12/2022	17:00	0	2	3	17	19	5	7	0	0	1	0	0	0	0	0	0	0	0	0	0	54	31.9	40	25 to 35	66.7	32	59.3
25/12/2022	18:00	0	0	2	22	26	13	6	1	0	0	0	0	0	0	0	0	0	0	0	0	70	32.6	38.8	25 to 35	68.6	46	65.7
25/12/2022	19:00	0	0	2	7	20	9	4	1	0	0	0	0	0	0	0	0	0	0	0	0	43	33.4	39.4	30 to 40	67.4	34	79.1
25/12/2022	20:00	0	0	1	10	13	5	4	0	0	0	0	0	0	0	0	0	0	0	0	0	33	32.5	39	25 to 35	69.7	22	66.7
25/12/2022	21:00	0	0	1	2	8	5	3	3	0	0	0	0	0	0	0	0	0	0	0	0	22	35.9	45	30 to 40	59.1	19	86.4
25/12/2022	22:00	0	0	3	8	4	2	1	0	0	0	0	0	0	0	0	0	0	0	0	0	18	29.5	35	25 to 35	66.7	7	38.9
25/12/2022	23:00	0	0	0	3	2	4	0	1	0	0	0	0	0	0	0	0	0	0	0	0	10	34.2	38.8	30 to 40	60.0	7	70.0
24 Hr Summary		1	9	71	311	349	215	87	24	2	1	0	0	0	0	0	0	0	0	0	0	1070	32.4	38.9	25 to 35	61.7	678	63.4

Outgoing Histogram

A170 outward 2023

from Wed-Nov-02-2022-12-00-AM to Sat-Feb-18-2023-11-59-PM

Date	Starting Hr:min	<15	15 to <20	20 to <25	25 to <30	30 to <35	35 to <40	40 to <45	45 to <50	50 to <55	55 to <60	60 to <65	65 to <70	70 to <75	75 to <80	80 to <85	85 to <90	90 to <95	95 to <100	100 to >105	Total Counts	Avg Speed (MPH)	85pet Speed	10MPH Pace	% in pace	# of Speeders	% Speeders	
26/12/2022	00:00	0	0	0	1	1	0	0	0	0	0	0	0	0	0	0	0	0	0	0	0	2	29.5	35	25 to 35	100.0	1	50.0
26/12/2022	01:00	0	0	0	4	0	0	0	0	0	0	0	0	0	0	0	0	0	0	0	0	4	27.3	28.8	20 to 30	100.0	*	*
26/12/2022	02:00	0	0	0	0	0	0	0	0	0	0	0	0	0	0	0	0	0	0	0	0	0	0	0	*	*	*	*
26/12/2022	03:00	0	0	0	0	0	1	0	0	0	0	0	0	0	0	0	0	0	0	0	0	1	37	40	30 to 40	100.0	1	100.0
26/12/2022	04:00	0	0	0	0	0	0	0	0	0	0	0	0	0	0	0	0	0	0	0	0	0	0	0	*	*	*	*
26/12/2022	05:00	0	0	0	0	1	1	0	0	0	0	0	0	0	0	0	0	0	0	0	0	2	34.5	40	30 to 40	100.0	2	100.0
26/12/2022	06:00	0	1	1	2	2	0	0	0	0	0	0	0	0	0	0	0	0	0	0	0	6	26.3	32.5	25 to 35	66.7	2	33.3
26/12/2022	07:00	0	0	1	2	4	3	1	1	0	0	0	0	0	0	0	0	0	0	0	0	12	33.9	40	30 to 40	58.3	9	75.0
26/12/2022	08:00	0	1	4	13	12	10	4	2	0	0	0	0	0	0	0	0	0	0	0	0	46	32.4	39.5	25 to 35	54.3	28	60.9
26/12/2022	09:00	1	3	6	30	31	14	8	3	0	0	0	0	1	0	0	0	0	0	0	0	97	31.9	38.9	25 to 35	62.9	57	58.8
26/12/2022	10:00	1	3	18	61	60	33	16	1	0	0	0	0	0	0	0	0	0	0	0	0	193	31.4	38.2	25 to 35	62.7	110	57.0
26/12/2022	11:00	2	1	13	71	76	42	10	1	1	0	0	0	0	0	0	0	0	0	0	0	217	31.6	37.5	25 to 35	67.7	130	59.9
26/12/2022	12:00	0	1	18	67	105	44	6	1	0	0	0	0	0	0	0	0	0	0	0	0	242	31.5	36.7	25 to 35	71.1	156	64.5
26/12/2022	13:00	0	2	11	59	86	46	17	3	0	0	0	0	0	0	0	0	0	0	0	0	224	32.5	38.5	25 to 35	64.7	152	67.9
26/12/2022	14:00	1	0	8	54	83	19	4	0	0	0	0	0	0	0	0	0	0	0	0	0	169	31.1	34.9	25 to 35	81.1	106	62.7
26/12/2022	15:00	0	0	10	59	63	38	14	3	0	0	0	0	0	0	0	0	0	0	0	0	187	32.4	38.6	25 to 35	65.2	118	63.1
26/12/2022	16:00	0	2	12	45	52	30	10	1	0	0	0	0	0	0	0	0	0	0	0	0	152	31.7	38	25 to 35	63.8	93	61.2
26/12/2022	17:00	0	0	9	33	40	13	9	4	0	0	0	0	0	0	0	0	0	0	0	0	108	32.1	38.8	25 to 35	67.6	66	61.1
26/12/2022	18:00	0	3	9	33	34	14	6	0	1	0	0	0	0	0	0	0	0	0	0	0	100	31	37.1	25 to 35	67.0	55	55.0
26/12/2022	19:00	0	0	1	18	29	10	7	1	0	0	0	0	0	0	0	0	0	0	0	0	66	33	39	25 to 35	71.2	47	71.2
26/12/2022	20:00	0	0	2	11	10	3	6	1	0	0	0	0	0	0	0	0	0	0	0	0	33	32.8	41.7	25 to 35	63.6	20	60.6
26/12/2022	21:00	0	0	0	6	11	7	4	0	1	0	0	0	0	0	0	0	0	0	0	0	29	34.6	41.2	30 to 40	62.1	23	79.3
26/12/2022	22:00	0	0	1	7	9	2	2	1	1	0	0	0	0	0	0	0	0	0	0	0	23	33.1	42.5	25 to 35	69.6	15	65.2
26/12/2022	23:00	0	0	0	2	1	3	1	1	0	0	0	0	0	0	0	0	0	0	0	0	8	35.9	45	30 to 40	50.0	6	75.0
24 Hr Summary		5	17	124	578	710	333	125	24	4	0	0	0	1	0	0	0	0	0	0	0	1921	31.9	38	25 to 35	67.0	1197	62.3

Outgoing Histogram

A170 outward 2023

from Wed-Nov-02-2022-12-00-AM to Sat-Feb-18-2023-11-59-PM

Date	Starting Hr:min	<15	15 to <20	20 to <25	25 to <30	30 to <35	35 to <40	40 to <45	45 to <50	50 to <55	55 to <60	60 to <65	65 to <70	70 to <75	75 to <80	80 to <85	85 to <90	90 to <95	95 to <100	100 to >105	Total Counts	Avg Speed (MPH)	85pet Speed	10MPH Pace	% in pace	# of Speeders	% Speeders	
27/12/2022	00:00	0	0	0	0	2	3	1	1	0	0	0	0	0	0	0	0	0	0	0	0	7	37.9	45	30 to 40	71.4	7	100.0
27/12/2022	01:00	0	0	0	1	1	1	0	0	0	0	0	0	0	0	0	0	0	0	0	0	3	32	40	25 to 35	66.7	2	66.7
27/12/2022	02:00	0	0	0	1	0	0	1	0	0	0	0	0	0	0	0	0	0	0	0	0	2	34.5	45	20 to 30	50.0	1	50.0
27/12/2022	03:00	0	0	0	1	0	1	1	0	0	0	0	0	0	0	0	0	0	0	0	0	3	35.3	45	35 to 45	66.7	2	66.7
27/12/2022	04:00	0	0	0	1	1	0	0	1	0	0	0	0	0	0	0	0	0	0	0	0	3	35.3	50	25 to 35	66.7	2	66.7
27/12/2022	05:00	0	1	1	1	5	1	0	0	0	0	0	0	0	0	0	0	0	0	0	0	9	29.4	35	25 to 35	66.7	6	66.7
27/12/2022	06:00	0	0	1	2	7	2	4	1	0	0	0	0	0	0	0	0	0	0	0	0	17	34.8	42.5	25 to 35	52.9	14	82.4
27/12/2022	07:00	0	0	1	13	3	1	7	0	0	0	0	0	0	0	0	0	0	0	0	0	25	32.3	42.1	25 to 35	64.0	11	44.0
27/12/2022	08:00	0	0	5	14	20	6	3	1	0	0	0	0	0	0	0	0	0	0	0	0	49	31.5	37.5	25 to 35	69.4	30	61.2
27/12/2022	09:00	0	1	9	20	31	21	10	0	1	0	0	0	0	0	0	0	0	0	0	0	93	32.7	39.3	30 to 40	55.9	63	67.7
27/12/2022	10:00	1	2	14	54	56	26	7	1	1	0	0	0	0	0	0	0	0	0	0	0	162	31.1	37.1	25 to 35	67.9	91	56.2
27/12/2022	11:00	1	4	20	94	86	47	6	2	0	0	0	0	0	0	0	0	0	0	0	0	260	30.8	36.7	25 to 35	69.2	141	54.2
27/12/2022	12:00	0	4	16	94	94	42	10	1	2	0	0	0	0	0	0	0	0	0	0	0	263	31.2	36.9	25 to 35	71.5	149	56.7
27/12/2022	13:00	0	3	23	87	99	53	11	1	0	0	0	0	0	0	0	0	0	0	0	0	277	31.3	37.2	25 to 35	67.1	164	59.2
27/12/2022	14:00	2	2	15	80	105	39	7	2	0	0	0	0	0	0	0	0	0	0	0	0	252	31.2	36.3	25 to 35	73.4	153	60.7
27/12/2022	15:00	0	2	17	95	99	46	11	1	0	0	0	0	0	0	0	0	0	0	0	0	271	31.3	36.8	25 to 35	71.6	157	57.9
27/12/2022	16:00	0	4	13	73	80	22	5	0	0	0	0	0	0	0	0	0	0	0	0	0	197	30.5	34.8	25 to 35	77.7	107	54.3
27/12/2022	17:00	0	5	11	36	51	27	4	1	0	0	0	0	0	0	0	0	0	0	0	0	135	31.2	37.2	25 to 35	64.4	83	61.5
27/12/2022	18:00	0	0	7	33	29	17	7	0	0	0	0	0	0	0	0	0	0	0	0	0	93	31.6	37.9	25 to 35	66.7	53	57.0
27/12/2022	19:00	0	0	5	29	34	19	6	1	1	0	0	0	0	0	0	0	0	0	0	0	95	32.4	38.4	25 to 35	66.3	61	64.2
27/12/2022	20:00	0	0	3	16	15	9	4	0	0	0	0	0	0	0	0	0	0	0	0	0	47	31.9	38.3	25 to 35	66.0	28	59.6
27/12/2022	21:00	0	0	2	8	13	7	1	0	0	0	0	0	0	0	0	0	0	0	0	0	31	31.8	37.1	25 to 35	67.7	21	67.7
27/12/2022	22:00	0	0	0	6	14	9	2	1	0	0	0	0	0	0	0	0	0	0	0	0	32	33.9	38.9	30 to 40	71.9	26	81.3
27/12/2022	23:00	0	0	0	4	5	6	1	0	0	0	0	0	0	0	0	0	0	0	0	0	16	33.5	39.2	30 to 40	68.8	12	75.0
24 Hr Summary		4	28	163	763	850	405	109	15	5	0	0	0	0	0	0	0	0	0	0	0	2342	31.4	37.3	25 to 35	68.9	1384	59.1

Outgoing Histogram

A170 outward 2023

from Wed-Nov-02-2022-12-00-AM to Sat-Feb-18-2023-11-59-PM

Date	Starting Hr:min	<15	15 to <20	20 to <25	25 to <30	30 to <35	35 to <40	40 to <45	45 to <50	50 to <55	55 to <60	60 to <65	65 to <70	70 to <75	75 to <80	80 to <85	85 to <90	90 to <95	95 to <100	100 to >105	Total Counts	Avg Speed (MPH)	85pet Speed	10MPH Pace	% in pace	# of Speeders	% Speeders	
28/12/2022	00:00	0	0	0	4	2	2	3	2	0	0	0	0	0	0	0	0	0	0	0	0	13	36	45	25 to 35	46.2	9	69.2
28/12/2022	01:00	0	1	1	0	3	2	2	1	0	0	0	0	0	0	0	0	0	0	0	0	10	34.3	42.5	30 to 40	50.0	8	80.0
28/12/2022	02:00	0	0	0	1	1	0	1	1	0	0	0	1	0	0	0	0	0	0	0	0	5	43	50	25 to 35	40.0	4	80.0
28/12/2022	03:00	0	0	0	0	1	0	0	0	0	0	0	0	0	0	0	0	0	0	0	0	1	32	35	25 to 35	100.0	1	100.0
28/12/2022	04:00	0	0	0	1	2	1	1	0	0	0	0	0	0	0	0	0	0	0	0	0	5	34	40	25 to 35	60.0	4	80.0
28/12/2022	05:00	0	0	0	1	3	2	1	0	0	0	0	0	0	0	0	0	0	0	0	0	7	34.4	40	30 to 40	71.4	6	85.7
28/12/2022	06:00	0	0	0	4	7	1	2	0	0	0	0	0	0	0	0	0	0	0	0	0	14	32.6	40	25 to 35	78.6	10	71.4
28/12/2022	07:00	0	1	7	13	15	11	2	0	0	0	0	0	0	0	0	0	0	0	0	0	49	30.8	37.7	25 to 35	57.1	28	57.1
28/12/2022	08:00	0	0	4	21	40	17	4	0	0	0	0	0	0	0	0	0	0	0	0	0	86	32.2	37.4	25 to 35	70.9	61	70.9
28/12/2022	09:00	0	3	8	37	43	24	7	1	0	0	0	0	0	0	0	0	0	0	0	0	123	31.6	37.9	25 to 35	65.0	75	61.0
28/12/2022	10:00	1	3	16	100	78	32	3	0	0	0	0	0	0	0	0	0	0	0	0	0	233	30.2	35	25 to 35	76.4	113	48.5
28/12/2022	11:00	0	1	23	88	84	28	4	2	1	0	0	0	0	0	0	0	0	0	0	0	231	30.5	35	25 to 35	74.5	119	51.5
28/12/2022	12:00	0	2	17	82	84	37	12	0	0	0	0	0	0	0	0	0	0	0	0	0	234	31.2	36.9	25 to 35	70.9	133	56.8
28/12/2022	13:00	2	6	21	74	88	40	6	0	0	0	0	0	0	0	0	0	0	0	0	0	237	30.6	36.2	25 to 35	68.4	134	56.5
28/12/2022	14:00	0	6	33	88	100	33	7	1	0	0	0	0	0	0	0	0	0	0	0	0	268	30.2	35.2	25 to 35	70.1	141	52.6
28/12/2022	15:00	0	2	23	99	86	40	8	0	0	0	0	0	0	0	0	0	0	0	0	0	258	30.6	36.1	25 to 35	71.7	134	51.9
28/12/2022	16:00	0	0	20	80	87	30	4	0	1	0	0	0	0	0	0	0	0	0	0	0	222	30.7	35.3	25 to 35	75.2	122	55.0
28/12/2022	17:00	0	1	20	72	63	24	9	2	0	0	0	0	0	0	0	0	0	0	0	0	191	30.7	36.2	25 to 35	70.7	98	51.3
28/12/2022	18:00	0	2	4	30	42	19	3	0	0	0	0	0	0	0	0	0	0	0	0	0	100	31.5	36.8	25 to 35	72.0	64	64.0
28/12/2022	19:00	0	3	9	17	30	26	6	1	2	0	0	0	0	0	0	0	0	0	0	0	94	32.7	39	30 to 40	59.6	65	69.1
28/12/2022	20:00	0	2	3	9	11	9	1	0	0	0	0	0	0	0	0	0	0	0	0	0	35	30.9	37.8	25 to 35	57.1	21	60.0
28/12/2022	21:00	0	0	4	9	9	7	8	1	0	0	0	0	0	0	0	0	0	0	0	0	38	33.6	41.9	25 to 35	47.4	25	65.8
28/12/2022	22:00	0	0	1	7	11	3	5	0	0	0	0	0	0	0	0	0	0	0	0	0	27	33	41	25 to 35	66.7	19	70.4
28/12/2022	23:00	0	0	0	1	6	5	3	0	0	0	0	0	0	0	0	0	0	0	0	0	15	35.6	41.7	30 to 40	73.3	14	93.3
24 Hr Summary		3	33	214	838	896	393	102	12	4	0	0	1	0	0	0	0	0	0	0	0	2496	31	36.8	25 to 35	69.5	1408	56.4

Outgoing Histogram

A170 outward 2023

from Wed-Nov-02-2022-12-00-AM to Sat-Feb-18-2023-11-59-PM

Date	Starting Hr:min	<15	15 to <20	20 to <25	25 to <30	30 to <35	35 to <40	40 to <45	45 to <50	50 to <55	55 to <60	60 to <65	65 to <70	70 to <75	75 to <80	80 to <85	85 to <90	90 to <95	95 to <100	100 to >105	Total Counts	Avg Speed (MPH)	85pet Speed	10MPH Pace	% in pace	# of Speeders	% Speeders	
29/12/2022	00:00	0	0	0	0	1	1	1	0	0	0	0	0	0	0	0	0	0	0	0	0	3	37	45	30 to 40	66.7	3	100.0
29/12/2022	01:00	0	0	0	0	3	2	4	0	0	0	0	0	0	0	0	0	0	0	0	0	9	37.9	43.8	35 to 45	66.7	9	100.0
29/12/2022	02:00	0	0	0	0	3	1	0	0	1	1	0	0	0	0	0	0	0	0	0	0	6	40.5	55	30 to 40	66.7	6	100.0
29/12/2022	03:00	0	0	0	1	0	1	2	0	0	0	0	0	0	0	0	0	0	0	0	0	4	37	42.5	35 to 45	75.0	3	75.0
29/12/2022	04:00	0	0	0	0	2	0	1	0	0	0	0	0	0	0	0	0	0	0	0	0	3	35.3	45	25 to 35	66.7	3	100.0
29/12/2022	05:00	0	0	0	3	1	3	0	0	0	0	0	0	0	0	0	0	0	0	0	0	7	32.1	38.3	25 to 35	57.1	4	57.1
29/12/2022	06:00	0	0	1	4	2	3	1	0	0	0	0	0	0	0	0	0	0	0	0	0	11	31.7	38.3	25 to 35	54.5	6	54.5
29/12/2022	07:00	0	0	2	11	15	12	7	0	0	0	0	0	0	0	0	0	0	0	0	0	47	33.6	40	30 to 40	57.4	34	72.3
29/12/2022	08:00	0	1	4	36	29	20	6	0	0	1	0	0	0	0	0	0	0	0	0	0	97	31.9	38	25 to 35	67.0	56	57.7
29/12/2022	09:00	0	2	12	40	61	25	9	1	1	0	0	0	0	0	0	0	0	0	0	0	151	31.8	37.6	25 to 35	66.9	97	64.2
29/12/2022	10:00	2	8	29	94	103	31	6	1	0	0	0	0	0	0	0	0	0	0	0	0	274	30	34.9	25 to 35	71.9	141	51.5
29/12/2022	11:00	0	4	35	108	111	37	9	2	1	0	0	0	0	0	0	0	0	0	0	0	307	30.4	35.4	25 to 35	71.3	160	52.1
29/12/2022	12:00	1	10	17	127	103	64	14	0	0	0	0	0	0	0	0	0	0	0	0	0	336	30.9	37.2	25 to 35	68.5	181	53.9
29/12/2022	13:00	0	0	18	79	123	58	9	1	0	1	0	0	0	0	0	0	0	0	0	0	289	31.9	37.2	25 to 35	69.9	192	66.4
29/12/2022	14:00	0	1	30	126	111	58	7	0	0	0	0	0	0	0	0	0	0	0	0	0	333	30.7	36.3	25 to 35	71.2	176	52.9
29/12/2022	15:00	0	4	22	111	115	52	11	1	0	0	0	0	0	0	0	0	0	0	0	0	316	31.1	36.6	25 to 35	71.5	179	56.6
29/12/2022	16:00	0	3	17	94	94	35	8	1	0	0	0	0	0	0	0	0	0	0	0	0	252	30.8	35.9	25 to 35	74.6	138	54.8
29/12/2022	17:00	0	1	12	77	71	32	8	1	0	0	0	0	0	0	0	0	0	0	0	0	202	31.2	36.7	25 to 35	73.3	112	55.4
29/12/2022	18:00	0	2	9	40	52	29	8	0	0	0	0	0	0	0	0	0	0	0	0	0	140	31.8	37.8	25 to 35	65.7	89	63.6
29/12/2022	19:00	0	0	3	24	18	10	8	2	1	0	0	0	0	0	0	0	0	0	0	0	66	32.8	40.6	25 to 35	63.6	39	59.1
29/12/2022	20:00	0	0	2	12	14	8	5	0	0	0	0	0	0	0	0	0	0	0	0	0	41	32.6	39.4	25 to 35	63.4	27	65.9
29/12/2022	21:00	0	0	5	14	14	5	0	2	2	0	0	0	0	0	0	0	0	0	0	0	42	31.7	38	25 to 35	66.7	23	54.8
29/12/2022	22:00	0	2	6	14	11	11	2	0	0	0	0	0	0	0	0	0	0	0	0	0	46	30.5	37.7	25 to 35	54.3	24	52.2
29/12/2022	23:00	0	0	0	4	5	3	2	0	0	0	0	0	0	0	0	0	0	0	0	0	14	33.4	40	25 to 35	64.3	10	71.4
24 Hr Summary		3	38	224	1019	1062	501	128	12	6	3	0	0	0	0	0	0	0	0	0	0	2996	31.2	37	25 to 35	69.5	1712	57.1



Outgoing Histogram

A170 outward 2023

from Wed-Nov-02-2022-12-00-AM to Sat-Feb-18-2023-11-59-PM

Date	Starting Hr:min	<15	15 to <20	20 to <25	25 to <30	30 to <35	35 to <40	40 to <45	45 to <50	50 to <55	55 to <60	60 to <65	65 to <70	70 to <75	75 to <80	80 to <85	85 to <90	90 to <95	95 to <100	100 to >105	Total Counts	Avg Speed (MPH)	85pet Speed	10MPH Pace	% in pace	# of Speeders	% Speeders	
30/12/2022	00:00	0	0	0	2	1	2	2	1	0	0	0	0	0	0	0	0	0	0	0	0	8	36.5	45	35 to 45	50.0	6	75.0
30/12/2022	01:00	0	0	0	2	0	2	0	0	0	0	0	0	0	0	0	0	0	0	0	0	4	32.3	37.5	20 to 30	50.0	2	50.0
30/12/2022	02:00	0	0	0	0	0	0	0	0	0	0	0	0	0	0	0	0	0	0	0	0	0	0	*	*	*	*	
30/12/2022	03:00	0	0	0	1	1	3	1	0	0	0	0	0	0	0	0	0	0	0	0	0	6	35.5	40	30 to 40	66.7	5	83.3
30/12/2022	04:00	0	0	0	0	0	1	1	1	0	0	0	0	0	0	0	0	0	0	0	0	3	42	50	35 to 45	66.7	3	100.0
30/12/2022	05:00	0	0	0	2	1	6	1	0	2	0	0	0	0	0	0	0	0	0	0	0	12	38.1	45	30 to 40	58.3	10	83.3
30/12/2022	06:00	0	0	0	1	5	2	5	1	0	0	0	0	0	0	0	0	0	0	0	0	14	37.2	44	30 to 40	50.0	13	92.9
30/12/2022	07:00	0	1	3	11	16	17	3	4	0	0	0	0	0	0	0	0	0	0	0	0	55	33.8	39.7	30 to 40	60.0	40	72.7
30/12/2022	08:00	0	0	3	37	23	15	4	2	0	0	0	0	0	0	0	0	0	0	0	0	84	31.6	37.7	25 to 35	71.4	44	52.4
30/12/2022	09:00	0	1	15	44	56	21	3	1	2	0	0	0	0	0	0	0	0	0	0	0	143	31.1	36.4	25 to 35	69.9	83	58.0
30/12/2022	10:00	1	3	19	93	60	26	9	0	0	0	0	0	0	0	0	0	0	0	0	0	211	30.1	35.6	25 to 35	72.5	95	45.0
30/12/2022	11:00	0	3	28	97	90	36	9	0	0	0	0	0	0	0	0	0	0	0	0	0	263	30.4	35.8	25 to 35	71.1	135	51.3
30/12/2022	12:00	0	5	26	84	107	49	7	0	0	0	0	0	0	0	0	0	0	0	0	0	278	30.9	36.4	25 to 35	68.7	163	58.6
30/12/2022	13:00	2	2	36	117	117	37	7	1	0	0	0	0	0	0	0	0	0	0	0	0	319	30.1	34.9	25 to 35	73.4	162	50.8
30/12/2022	14:00	1	4	38	116	114	47	7	1	1	0	0	0	0	0	0	0	0	0	0	0	329	30.3	35.7	25 to 35	69.9	170	51.7
30/12/2022	15:00	0	5	22	109	95	45	11	0	0	0	0	0	0	0	0	0	0	0	0	0	287	30.7	36.4	25 to 35	71.1	151	52.6
30/12/2022	16:00	0	4	33	107	128	44	8	0	0	0	0	0	0	0	0	0	0	0	0	0	324	30.6	35.3	25 to 35	72.5	180	55.6
30/12/2022	17:00	0	3	18	76	78	37	7	0	0	0	0	0	0	0	0	0	0	0	0	0	219	30.9	36.5	25 to 35	70.3	122	55.7
30/12/2022	18:00	0	0	4	34	45	29	13	2	0	0	0	0	0	0	0	0	0	0	0	0	127	33.2	39.3	25 to 35	62.2	89	70.1
30/12/2022	19:00	0	1	10	22	23	24	2	0	1	0	0	0	0	0	0	0	0	0	0	0	83	31.7	38.1	30 to 40	56.6	50	60.2
30/12/2022	20:00	0	1	5	17	25	7	5	1	0	0	0	0	0	0	0	0	0	0	0	0	61	31.6	37.9	25 to 35	68.9	38	62.3
30/12/2022	21:00	0	0	0	6	11	11	4	1	0	0	0	0	0	0	0	0	0	0	0	0	33	34.8	40	30 to 40	66.7	27	81.8
30/12/2022	22:00	0	0	1	6	10	4	2	0	0	0	0	0	0	0	0	0	0	0	0	0	23	32.3	38.8	25 to 35	69.6	16	69.6
30/12/2022	23:00	0	0	0	4	4	6	2	1	1	0	0	0	0	0	0	0	0	0	0	0	18	35.9	42.5	30 to 40	55.6	14	77.8
24 Hr Summary		4	33	261	988	1010	471	113	17	7	0	0	0	0	0	0	0	0	0	0	0	2904	31	36.8	25 to 35	68.8	1618	55.7

Outgoing Histogram

A170 outward 2023

from Wed-Nov-02-2022-12-00-AM to Sat-Feb-18-2023-11-59-PM

Date	Starting Hr:min	<15	15 to <20	20 to <25	25 to <30	30 to <35	35 to <40	40 to <45	45 to <50	50 to <55	55 to <60	60 to <65	65 to <70	70 to <75	75 to <80	80 to <85	85 to <90	90 to <95	95 to <100	100 to >105	Total Counts	Avg Speed (MPH)	85pet Speed	10MPH Pace	% in pace	# of Speeders	% Speeders	
31/12/2022	00:00	0	0	0	2	1	3	2	2	0	0	0	0	0	0	0	0	0	0	0	0	10	37.7	45	35 to 45	50.0	8	80.0
31/12/2022	01:00	0	0	0	0	1	0	0	0	1	0	0	0	0	0	0	0	0	0	0	0	2	42	55	25 to 35	50.0	2	100.0
31/12/2022	02:00	0	0	0	0	1	1	1	0	0	0	0	0	0	0	0	0	0	0	0	0	3	37	45	30 to 40	66.7	3	100.0
31/12/2022	03:00	0	0	0	1	0	1	0	0	0	0	0	0	0	0	0	0	0	0	0	0	2	32	40	20 to 30	50.0	1	50.0
31/12/2022	04:00	0	0	0	0	0	2	1	0	0	0	0	0	0	0	0	0	0	0	0	0	3	38.7	45	35 to 45	100.0	3	100.0
31/12/2022	05:00	0	0	0	2	0	3	3	0	0	0	0	0	0	0	0	0	0	0	0	0	8	36.8	43.3	35 to 45	75.0	6	75.0
31/12/2022	06:00	0	0	1	4	6	0	2	0	0	0	0	0	0	0	0	0	0	0	0	0	13	31.5	35	25 to 35	76.9	8	61.5
31/12/2022	07:00	0	0	1	5	5	4	3	0	1	0	0	0	0	0	0	0	0	0	0	0	19	34	41.7	25 to 35	52.6	13	68.4
31/12/2022	08:00	0	0	6	10	24	12	3	0	0	0	0	0	0	0	0	0	0	0	0	0	55	32.1	37.9	30 to 40	65.5	39	70.9
31/12/2022	09:00	0	0	13	32	46	16	7	0	0	0	0	0	0	0	0	0	0	0	0	0	114	31.2	36.9	25 to 35	68.4	69	60.5
31/12/2022	10:00	0	2	22	85	65	24	3	0	0	0	0	0	0	0	0	0	0	0	0	0	201	29.9	34.8	25 to 35	74.6	92	45.8
31/12/2022	11:00	0	5	23	86	87	34	12	0	0	0	0	0	0	0	0	0	0	0	0	0	247	30.7	36.3	25 to 35	70.0	133	53.8
31/12/2022	12:00	2	1	23	85	87	42	12	2	1	0	0	0	0	0	0	0	0	0	0	0	255	31.2	37.3	25 to 35	67.5	144	56.5
31/12/2022	13:00	0	1	19	89	76	41	7	2	0	0	0	0	0	0	0	0	0	0	0	0	235	31	36.8	25 to 35	70.2	126	53.6
31/12/2022	14:00	0	4	24	103	91	58	10	0	1	0	0	0	0	0	0	0	0	0	0	0	291	31.1	37.2	25 to 35	66.7	160	55.0
31/12/2022	15:00	0	3	22	93	103	30	5	0	0	0	0	0	0	0	0	0	0	0	0	0	256	30.4	34.9	25 to 35	76.6	138	53.9
31/12/2022	16:00	0	6	32	79	86	32	2	1	0	0	0	0	0	0	0	0	0	0	0	0	238	29.9	34.9	25 to 35	69.3	121	50.8
31/12/2022	17:00	0	2	22	49	41	26	2	0	0	0	0	0	0	0	0	0	0	0	0	0	142	30	36.3	25 to 35	63.4	69	48.6
31/12/2022	18:00	0	0	5	39	28	17	8	0	0	0	0	0	0	0	0	0	0	0	0	0	97	31.6	37.9	25 to 35	69.1	53	54.6
31/12/2022	19:00	0	2	8	15	34	11	3	0	0	0	0	0	0	0	0	0	0	0	0	0	73	31	36.4	25 to 35	67.1	48	65.8
31/12/2022	20:00	0	0	6	16	17	9	0	0	0	0	0	0	0	0	0	0	0	0	0	0	48	30.4	36.1	25 to 35	68.8	26	54.2
31/12/2022	21:00	0	0	2	10	12	6	1	1	0	0	0	0	0	0	0	0	0	0	0	0	32	31.9	37.5	25 to 35	68.8	20	62.5
31/12/2022	22:00	0	0	2	17	9	7	4	1	0	0	0	0	0	0	0	0	0	0	0	0	40	32	39.3	25 to 35	65.0	21	52.5
31/12/2022	23:00	0	0	1	5	6	2	1	0	0	0	0	0	0	0	0	0	0	0	0	0	15	31.2	37.5	25 to 35	73.3	9	60.0
24 Hr Summary		2	26	232	827	826	381	92	9	4	0	0	0	0	0	0	0	0	0	0	0	2399	30.9	36.7	25 to 35	68.9	1312	54.7

Outgoing Histogram

A170 outward 2023

from Wed-Nov-02-2022-12-00-AM to Sat-Feb-18-2023-11-59-PM

Date	Starting Hr:min	<15	15 to <20	20 to <25	25 to <30	30 to <35	35 to <40	40 to <45	45 to <50	50 to <55	55 to <60	60 to <65	65 to <70	70 to <75	75 to <80	80 to <85	85 to <90	90 to <95	95 to <100	100 to >105	Total Counts	Avg Speed (MPH)	85pct Speed	10MPH Pace	% in pace	# of Speeders	% Speeders	
01/01/2023	00:00	0	1	4	4	6	1	1	0	0	0	0	0	0	0	0	0	0	0	0	0	17	28.7	34.2	25 to 35	58.8	8	47.1
01/01/2023	01:00	0	1	1	4	5	5	3	0	0	0	0	0	0	0	0	0	0	0	0	0	19	32.8	40	30 to 40	52.6	13	68.4
01/01/2023	02:00	0	0	1	2	2	3	0	0	1	0	0	0	0	0	0	0	0	0	0	0	9	33.9	40	30 to 40	55.6	6	66.7
01/01/2023	03:00	0	0	0	0	0	2	1	1	0	0	0	0	0	0	0	0	0	0	0	0	4	40.8	45	35 to 45	75.0	4	100.0
01/01/2023	04:00	0	1	1	0	0	0	0	0	0	0	0	0	0	0	0	0	0	0	0	0	2	19.5	25	15 to 25	100.0	*	*
01/01/2023	05:00	0	0	0	0	1	2	0	0	0	0	0	0	0	0	0	0	0	0	0	0	3	35.3	40	30 to 40	100.0	3	100.0
01/01/2023	06:00	0	0	0	1	1	3	0	1	0	0	0	0	0	0	0	0	0	0	0	0	6	36.3	40	30 to 40	66.7	5	83.3
01/01/2023	07:00	0	0	0	4	5	0	0	1	0	0	0	0	0	0	0	0	0	0	0	0	10	31.8	34	25 to 35	90.0	6	60.0
01/01/2023	08:00	0	0	1	8	9	2	0	0	0	0	0	0	0	0	0	0	0	0	0	0	20	30.4	34.4	25 to 35	85.0	11	55.0
01/01/2023	09:00	1	1	4	17	21	12	5	0	0	0	0	0	0	0	0	0	0	0	0	0	61	31.5	38.3	25 to 35	62.3	38	62.3
01/01/2023	10:00	1	0	14	38	51	26	11	2	0	0	0	0	0	0	0	0	0	0	0	0	143	31.9	38.5	25 to 35	62.2	90	62.9
01/01/2023	11:00	0	1	9	70	82	37	10	0	0	0	0	0	0	0	0	0	0	0	0	0	209	31.7	37.2	25 to 35	72.7	129	61.7
01/01/2023	12:00	0	4	20	74	95	44	6	1	0	0	0	0	0	0	0	0	0	0	0	0	244	31.1	36.6	25 to 35	69.3	146	59.8
01/01/2023	13:00	0	3	15	75	91	37	13	0	0	0	0	0	0	0	0	0	0	0	0	0	234	31.4	37	25 to 35	70.9	141	60.3
01/01/2023	14:00	2	2	18	60	78	32	3	0	0	0	0	0	0	0	0	0	0	0	0	0	195	30.6	35.9	25 to 35	70.8	113	57.9
01/01/2023	15:00	0	1	16	78	70	43	9	1	0	0	0	0	0	0	0	0	0	0	0	0	218	31.4	37.3	25 to 35	67.9	123	56.4
01/01/2023	16:00	1	0	7	55	68	25	6	1	0	0	0	0	0	0	0	0	0	0	0	0	163	31.5	36.6	25 to 35	75.5	100	61.3
01/01/2023	17:00	0	0	12	39	38	28	2	0	1	0	0	0	0	0	0	0	0	0	0	0	120	31.3	37.3	25 to 35	64.2	69	57.5
01/01/2023	18:00	0	1	6	23	29	12	5	1	0	0	0	0	0	0	0	0	0	0	0	0	77	31.6	37.5	25 to 35	67.5	47	61.0
01/01/2023	19:00	0	0	1	12	14	5	6	2	0	0	0	0	0	0	0	0	0	0	0	0	40	33.5	41.7	25 to 35	65.0	27	67.5
01/01/2023	20:00	0	0	3	14	12	8	3	2	0	0	0	0	0	0	0	0	0	0	0	0	42	32.3	39.4	25 to 35	61.9	25	59.5
01/01/2023	21:00	0	0	4	1	6	3	4	1	0	0	0	0	0	0	0	0	0	0	0	0	19	33.6	42.5	30 to 40	47.4	14	73.7
01/01/2023	22:00	0	0	1	0	1	3	2	0	1	0	0	0	0	0	0	0	0	0	0	0	8	37.8	45	35 to 45	62.5	7	87.5
01/01/2023	23:00	0	0	2	4	1	0	1	0	0	1	0	0	0	0	0	0	0	0	0	0	9	31.6	45	20 to 30	66.7	3	33.3
24 Hr Summary		5	16	140	583	686	333	91	14	3	1	0	0	0	0	0	0	0	0	0	0	1872	31.5	37.4	25 to 35	67.8	1128	60.3

Outgoing Histogram

A170 outward 2023

from Wed-Nov-02-2022-12-00-AM to Sat-Feb-18-2023-11-59-PM

Date	Starting Hr:min	<15	15 to <20	20 to <25	25 to <30	30 to <35	35 to <40	40 to <45	45 to <50	50 to <55	55 to <60	60 to <65	65 to <70	70 to <75	75 to <80	80 to <85	85 to <90	90 to <95	95 to <100	100 to >105	Total Counts	Avg Speed (MPH)	85pet Speed	10MPH Pace	% in pace	# of Speeders	% Speeders	
02/01/2023	00:00	0	0	0	2	1	2	1	0	0	0	0	0	0	0	0	0	0	0	0	0	6	33.7	40	25 to 35	50.0	4	66.7
02/01/2023	01:00	0	0	0	0	0	1	0	0	1	0	0	0	0	0	0	0	0	0	0	0	2	44.5	55	30 to 40	50.0	2	100.0
02/01/2023	02:00	0	0	1	1	0	0	0	1	0	0	0	0	0	0	0	0	0	0	0	0	3	32	50	20 to 30	66.7	1	33.3
02/01/2023	03:00	0	0	0	0	0	0	0	0	0	0	0	0	0	0	0	0	0	0	0	0	0	0	0	*	*	*	*
02/01/2023	04:00	0	0	0	0	1	0	1	0	0	0	0	0	0	0	0	0	0	0	0	0	2	37	45	25 to 35	50.0	2	100.0
02/01/2023	05:00	0	0	1	0	1	3	0	0	0	0	0	0	0	0	0	0	0	0	0	0	5	33	38.3	30 to 40	80.0	4	80.0
02/01/2023	06:00	0	0	0	1	4	1	1	0	0	0	0	0	0	0	0	0	0	0	0	0	7	33.6	40	25 to 35	71.4	6	85.7
02/01/2023	07:00	0	0	2	7	9	2	2	0	1	0	0	0	0	0	0	0	0	0	0	0	23	32.1	40	25 to 35	69.6	14	60.9
02/01/2023	08:00	0	0	6	25	21	10	5	1	0	0	0	0	0	0	0	0	0	0	0	0	68	31.4	38	25 to 35	67.6	37	54.4
02/01/2023	09:00	2	1	10	24	43	21	5	0	0	0	0	0	0	0	0	0	0	0	0	0	106	31.3	37.4	25 to 35	63.2	69	65.1
02/01/2023	10:00	0	4	12	62	57	51	19	4	0	0	0	0	0	0	0	0	0	0	0	0	209	32.5	39.2	25 to 35	56.9	131	62.7
02/01/2023	11:00	1	3	19	74	112	66	16	1	0	0	0	0	0	0	0	0	0	0	0	0	292	32.1	38	25 to 35	63.7	195	66.8
02/01/2023	12:00	4	7	24	90	125	46	7	1	0	0	0	0	0	0	0	0	0	0	0	0	304	30.6	35.9	25 to 35	70.7	179	58.9
02/01/2023	13:00	0	1	22	87	121	54	24	4	0	0	0	0	0	0	0	0	0	0	0	0	313	32.2	38.2	25 to 35	66.5	203	64.9
02/01/2023	14:00	0	2	15	67	85	39	11	0	1	0	0	0	0	0	0	0	0	0	0	0	220	31.6	37.3	25 to 35	69.1	136	61.8
02/01/2023	15:00	0	0	18	73	124	45	7	2	0	0	0	0	0	0	0	0	0	0	0	0	269	31.7	36.6	25 to 35	73.2	178	66.2
02/01/2023	16:00	0	0	13	66	73	33	8	2	0	0	0	0	0	0	0	0	0	0	0	0	195	31.5	37.1	25 to 35	71.3	116	59.5
02/01/2023	17:00	0	0	19	57	54	20	8	2	0	0	0	0	0	0	0	0	0	0	0	0	160	30.8	36.5	25 to 35	69.4	84	52.5
02/01/2023	18:00	0	1	9	42	27	20	11	0	0	0	0	0	0	0	0	0	0	0	0	0	110	31.5	38.8	25 to 35	62.7	58	52.7
02/01/2023	19:00	0	1	0	16	22	13	5	0	0	0	0	0	0	0	0	0	0	0	0	0	57	32.8	38.5	25 to 35	66.7	40	70.2
02/01/2023	20:00	0	0	0	9	17	8	5	5	0	0	0	0	0	0	0	0	0	0	0	0	44	35.2	43	25 to 35	59.1	35	79.5
02/01/2023	21:00	0	0	1	7	4	4	8	0	0	0	0	0	0	0	0	0	0	0	0	0	24	34.6	42.5	35 to 45	50.0	16	66.7
02/01/2023	22:00	0	1	2	5	4	9	2	0	0	0	0	0	0	0	0	0	0	0	0	0	23	32.4	39.4	30 to 40	56.5	15	65.2
02/01/2023	23:00	0	0	0	2	2	2	0	1	0	0	0	0	0	0	0	0	0	0	0	0	7	34.1	40	25 to 35	57.1	5	71.4
24 Hr Summary		7	21	174	717	907	450	146	24	3	0	0	0	0	0	0	0	0	0	0	0	2449	31.8	37.8	25 to 35	66.3	1530	62.5

Outgoing Histogram

A170 outward 2023

from Wed-Nov-02-2022-12-00-AM to Sat-Feb-18-2023-11-59-PM

Date	Starting Hr:min	<15	15 to <20	20 to <25	25 to <30	30 to <35	35 to <40	40 to <45	45 to <50	50 to <55	55 to <60	60 to <65	65 to <70	70 to <75	75 to <80	80 to <85	85 to <90	90 to <95	95 to <100	100 to >105	Total Counts	Avg Speed (MPH)	85pet Speed	10MPH Pace	% in pace	# of Speeders	% Speeders	
03/01/2023	00:00	0	0	0	0	1	0	0	0	0	0	0	0	0	0	0	0	0	0	0	0	1	32	35	25 to 35	100.0	1	100.0
03/01/2023	01:00	0	2	0	0	0	0	0	0	0	0	0	0	0	0	0	0	0	0	0	0	2	17.5	20	10 to 20	100.0	*	*
03/01/2023	02:00	0	0	0	0	0	0	0	1	0	0	0	0	0	0	0	0	0	0	0	0	1	47	50	40 to 50	100.0	1	100.0
03/01/2023	03:00	0	0	0	1	0	0	1	0	0	0	0	0	0	0	0	0	0	0	0	0	2	34.5	45	20 to 30	50.0	1	50.0
03/01/2023	04:00	0	0	0	0	1	0	1	0	0	0	0	0	0	0	0	0	0	0	0	0	2	37	45	25 to 35	50.0	2	100.0
03/01/2023	05:00	0	0	0	0	2	4	0	1	0	0	0	0	0	0	0	0	0	0	0	0	7	37.3	40	30 to 40	85.7	7	100.0
03/01/2023	06:00	0	0	3	8	6	9	3	1	0	0	0	0	0	0	0	0	0	0	0	0	30	33	40	30 to 40	50.0	19	63.3
03/01/2023	07:00	0	0	7	28	45	23	6	0	0	0	0	0	0	0	0	0	0	0	0	0	109	32.2	37.8	25 to 35	67.0	74	67.9
03/01/2023	08:00	0	2	15	57	70	34	8	3	0	0	0	0	0	0	0	0	0	0	0	0	189	31.6	37.5	25 to 35	67.2	115	60.8
03/01/2023	09:00	1	3	14	74	61	24	2	1	0	0	0	0	0	0	0	0	0	0	0	0	180	30.1	35	25 to 35	75.0	88	48.9
03/01/2023	10:00	1	3	18	76	68	35	8	0	0	0	0	0	0	0	0	0	0	0	0	0	209	30.7	36.7	25 to 35	68.9	111	53.1
03/01/2023	11:00	0	2	23	87	66	30	3	0	0	0	0	0	0	0	0	0	0	0	0	0	211	30	35.2	25 to 35	72.5	99	46.9
03/01/2023	12:00	1	1	11	68	63	26	4	0	0	0	0	0	0	0	0	0	0	0	0	0	174	30.7	35.8	25 to 35	75.3	93	53.4
03/01/2023	13:00	0	3	20	68	61	22	9	1	0	0	0	0	0	0	0	0	0	0	0	0	184	30.5	35.9	25 to 35	70.1	93	50.5
03/01/2023	14:00	0	2	25	76	70	30	2	0	0	0	0	0	0	0	0	0	0	0	0	0	205	30.1	35.2	25 to 35	71.2	102	49.8
03/01/2023	15:00	0	7	21	73	80	25	11	2	0	0	0	0	0	0	0	0	0	0	0	0	219	30.6	36	25 to 35	69.9	118	53.9
03/01/2023	16:00	0	3	32	110	81	22	3	0	0	0	0	0	0	0	0	0	0	0	0	0	251	29.4	34.2	25 to 35	76.1	106	42.2
03/01/2023	17:00	0	1	18	66	65	41	0	0	0	0	0	0	0	0	0	0	0	0	0	0	191	30.8	36.5	25 to 35	68.6	106	55.5
03/01/2023	18:00	0	0	5	47	51	25	6	0	1	0	0	0	0	0	0	0	0	0	0	0	135	31.9	37.4	25 to 35	72.6	83	61.5
03/01/2023	19:00	0	0	4	24	29	17	3	0	0	0	0	0	0	0	0	0	0	0	0	0	77	31.8	37.4	25 to 35	68.8	49	63.6
03/01/2023	20:00	0	0	2	18	16	2	6	3	0	0	0	0	0	0	0	0	0	0	0	0	47	32.5	41.7	25 to 35	72.3	27	57.4
03/01/2023	21:00	0	0	1	8	8	7	3	0	1	0	0	0	0	0	0	0	0	0	0	0	28	33.6	40	25 to 35	57.1	19	67.9
03/01/2023	22:00	0	0	3	3	4	6	2	3	0	0	0	0	0	0	0	0	0	0	0	0	21	34.7	45	30 to 40	47.6	15	71.4
03/01/2023	23:00	0	0	0	3	3	4	2	0	0	0	0	0	0	0	0	0	0	0	0	0	12	34.3	40	30 to 40	58.3	9	75.0
24 Hr Summary		3	29	222	895	851	386	83	16	2	0	0	0	0	0	0	0	0	0	0	0	2487	30.8	36.5	25 to 35	70.2	1338	53.8

Outgoing Histogram

A170 outward 2023

from Wed-Nov-02-2022-12-00-AM to Sat-Feb-18-2023-11-59-PM

Date	Starting Hr:min	<15	15 to <20	20 to <25	25 to <30	30 to <35	35 to <40	40 to <45	45 to <50	50 to <55	55 to <60	60 to <65	65 to <70	70 to <75	75 to <80	80 to <85	85 to <90	90 to <95	95 to <100	100 to >105	Total Counts	Avg Speed (MPH)	85pet Speed	10MPH Pace	% in pace	# of Speeders	% Speeders	
04/01/2023	00:00	0	0	0	1	1	1	0	0	0	0	0	0	0	0	0	0	0	0	0	0	3	32	40	25 to 35	66.7	2	66.7
04/01/2023	01:00	0	0	0	0	1	0	2	0	0	0	0	0	0	0	0	0	0	0	0	0	3	38.7	45	35 to 45	66.7	3	100.0
04/01/2023	02:00	0	0	0	1	0	0	0	0	0	0	0	0	0	0	0	0	0	0	0	0	1	27	30	20 to 30	100.0	*	*
04/01/2023	03:00	0	0	0	1	1	0	0	0	0	1	0	0	0	0	0	0	0	0	0	0	3	38.7	60	25 to 35	66.7	2	66.7
04/01/2023	04:00	0	0	0	1	1	1	0	0	0	0	0	0	0	0	0	0	0	0	0	0	3	32	40	25 to 35	66.7	2	66.7
04/01/2023	05:00	0	0	0	4	5	3	2	0	0	0	0	0	0	0	0	0	0	0	0	0	14	33.4	40	25 to 35	64.3	10	71.4
04/01/2023	06:00	0	0	0	10	10	6	5	0	0	0	0	0	0	0	0	0	0	0	0	0	31	33.3	40	25 to 35	64.5	21	67.7
04/01/2023	07:00	0	1	6	30	51	28	8	1	0	0	0	0	0	0	0	0	0	0	0	0	125	32.5	38.2	25 to 35	64.8	88	70.4
04/01/2023	08:00	0	4	27	85	88	17	3	1	0	0	0	0	0	0	0	0	0	0	0	0	225	29.7	34.3	25 to 35	76.9	109	48.4
04/01/2023	09:00	0	1	19	79	89	49	1	1	0	0	0	0	0	0	0	0	0	0	0	0	239	31.1	36.5	25 to 35	70.3	140	58.6
04/01/2023	10:00	0	1	20	66	77	35	13	0	0	0	0	0	0	0	0	0	0	0	0	0	212	31.3	37.3	25 to 35	67.5	125	59.0
04/01/2023	11:00	0	5	19	63	83	37	5	1	0	0	0	0	0	0	0	0	0	0	0	0	213	30.9	36.5	25 to 35	68.5	126	59.2
04/01/2023	12:00	0	6	25	79	83	34	4	0	0	0	0	0	0	0	0	0	0	0	0	0	231	30.2	35.4	25 to 35	70.1	121	52.4
04/01/2023	13:00	0	1	17	67	80	45	7	3	0	0	0	0	0	0	0	0	0	0	0	0	220	31.6	37.4	25 to 35	66.8	135	61.4
04/01/2023	14:00	1	2	17	67	85	38	5	0	0	0	0	0	0	0	0	0	0	0	0	0	215	31	36.4	25 to 35	70.7	128	59.5
04/01/2023	15:00	0	8	29	123	111	29	3	0	0	0	0	0	0	0	0	0	0	0	0	0	303	29.7	34.4	25 to 35	77.2	143	47.2
04/01/2023	16:00	0	4	36	120	98	33	4	1	0	0	0	0	0	0	0	0	0	0	0	0	296	29.8	34.7	25 to 35	73.6	136	45.9
04/01/2023	17:00	0	4	21	96	102	35	13	1	0	0	0	0	0	0	0	0	0	0	0	0	272	30.9	36.1	25 to 35	72.8	151	55.5
04/01/2023	18:00	0	0	6	45	68	35	3	2	0	0	0	0	0	0	0	0	0	0	0	0	159	32.1	37.3	25 to 35	71.1	108	67.9
04/01/2023	19:00	0	0	7	21	33	17	6	1	0	0	0	0	0	0	0	0	0	0	0	0	85	32.2	38.2	25 to 35	63.5	57	67.1
04/01/2023	20:00	0	1	3	10	10	11	7	1	0	0	0	0	0	0	0	0	0	0	0	0	43	33.4	41.4	30 to 40	48.8	29	67.4
04/01/2023	21:00	0	0	4	15	6	9	3	2	0	0	0	0	0	0	0	0	0	0	0	0	39	32.1	39.4	25 to 35	53.8	20	51.3
04/01/2023	22:00	0	0	1	4	9	3	6	0	1	0	0	0	0	0	0	0	0	0	0	0	24	35	42.5	25 to 35	54.2	19	79.2
04/01/2023	23:00	0	0	0	1	6	5	3	1	0	0	0	0	0	0	0	0	0	0	0	0	16	36.3	43.3	30 to 40	68.8	15	93.8
24 Hr Summary		1	38	257	989	1098	471	103	16	1	1	0	0	0	0	0	0	0	0	0	0	2975	31	36.5	25 to 35	70.2	1690	56.8

Outgoing Histogram

A170 outward 2023

from Wed-Nov-02-2022-12-00-AM to Sat-Feb-18-2023-11-59-PM

Date	Starting Hr:min	<15	15 to <20	20 to <25	25 to <30	30 to <35	35 to <40	40 to <45	45 to <50	50 to <55	55 to <60	60 to <65	65 to <70	70 to <75	75 to <80	80 to <85	85 to <90	90 to <95	95 to <100	100 to >105	Total Counts	Avg Speed (MPH)	85pet Speed	10MPH Pace	% in pace	# of Speeders	% Speeders	
05/01/2023	00:00	0	0	0	1	2	1	0	0	1	0	0	0	0	0	0	0	0	0	0	0	5	36	40	25 to 35	60.0	4	80.0
05/01/2023	01:00	0	0	0	0	0	0	0	0	0	0	0	0	0	0	0	0	0	0	0	0	0	0	0	*	*	*	*
05/01/2023	02:00	0	0	0	0	0	0	0	0	0	0	0	0	0	0	0	0	0	0	0	0	0	0	0	*	*	*	*
05/01/2023	03:00	0	0	0	0	1	0	0	0	0	0	0	0	0	0	0	0	0	0	0	0	1	32	35	25 to 35	100.0	1	100.0
05/01/2023	04:00	0	0	0	0	1	0	3	0	0	0	0	0	0	0	0	0	0	0	0	0	4	39.5	43.3	35 to 45	75.0	4	100.0
05/01/2023	05:00	0	0	0	0	1	1	2	1	0	0	0	0	0	0	0	0	0	0	0	0	5	40	45	35 to 45	60.0	5	100.0
05/01/2023	06:00	0	0	2	18	15	7	6	0	0	0	0	0	0	0	0	0	0	0	0	0	48	32.1	39.3	25 to 35	68.8	28	58.3
05/01/2023	07:00	0	1	8	38	53	27	4	2	1	0	0	0	0	0	0	0	0	0	0	0	134	32	37.6	25 to 35	67.9	87	64.9
05/01/2023	08:00	0	4	27	117	72	22	3	0	1	0	0	0	0	0	0	0	0	0	0	0	246	29.4	34.2	25 to 35	76.8	98	39.8
05/01/2023	09:00	2	6	18	65	83	45	18	2	1	0	0	0	0	0	0	0	0	0	0	0	240	31.7	38.3	25 to 35	61.7	149	62.1
05/01/2023	10:00	0	2	12	81	88	29	11	4	0	0	0	0	0	0	0	0	0	0	0	0	227	31.4	36.7	25 to 35	74.4	132	58.1
05/01/2023	11:00	0	0	19	90	71	26	5	3	0	0	0	0	0	0	0	0	0	0	0	0	214	30.5	35.4	25 to 35	75.2	105	49.1
05/01/2023	12:00	2	2	22	104	89	30	4	0	0	0	0	0	0	0	0	0	0	0	0	0	253	30	34.8	25 to 35	76.3	123	48.6
05/01/2023	13:00	0	1	25	86	85	27	7	0	0	0	0	0	0	0	0	0	0	0	0	0	231	30.4	34.9	25 to 35	74.0	119	51.5
05/01/2023	14:00	1	2	23	111	76	38	4	0	0	0	0	0	0	0	0	0	0	0	0	0	255	30.1	35.5	25 to 35	73.3	118	46.3
05/01/2023	15:00	0	7	49	127	102	43	5	0	0	0	0	0	0	0	0	0	0	0	0	0	333	29.6	34.9	25 to 35	68.8	150	45.0
05/01/2023	16:00	0	2	27	99	94	29	6	2	0	0	0	0	0	0	0	0	0	0	0	0	259	30.3	34.9	25 to 35	74.5	131	50.6
05/01/2023	17:00	0	5	28	93	107	35	10	0	0	0	0	0	0	0	0	0	0	0	0	0	278	30.5	35.4	25 to 35	71.9	152	54.7
05/01/2023	18:00	1	2	14	52	51	29	7	1	0	0	0	0	0	0	0	0	0	0	0	0	157	31.1	37.2	25 to 35	65.6	88	56.1
05/01/2023	19:00	0	0	4	27	28	17	3	1	0	0	0	0	0	0	0	0	0	0	0	0	80	31.9	37.6	25 to 35	68.8	49	61.3
05/01/2023	20:00	0	0	2	10	24	11	6	3	0	0	0	0	0	0	0	0	0	0	0	0	56	34	40.8	30 to 40	62.5	44	78.6
05/01/2023	21:00	0	0	3	10	11	1	5	1	1	0	0	0	0	0	0	0	0	0	0	0	32	32.7	42	25 to 35	65.6	19	59.4
05/01/2023	22:00	0	1	4	8	7	3	2	0	0	0	0	0	0	0	0	0	0	0	0	0	25	29.9	36.7	25 to 35	60.0	12	48.0
05/01/2023	23:00	0	0	0	2	5	1	0	0	0	0	0	0	0	0	0	0	0	0	0	0	8	31.5	35	25 to 35	87.5	6	75.0
24 Hr Summary		6	35	287	1139	1066	422	111	20	5	0	0	0	0	0	0	0	0	0	0	0	3091	30.7	36.1	25 to 35	71.3	1624	52.5

Outgoing Histogram

A170 outward 2023

from Wed-Nov-02-2022-12-00-AM to Sat-Feb-18-2023-11-59-PM

Date	Starting Hr:min	<15	15 to <20	20 to <25	25 to <30	30 to <35	35 to <40	40 to <45	45 to <50	50 to <55	55 to <60	60 to <65	65 to <70	70 to <75	75 to <80	80 to <85	85 to <90	90 to <95	95 to <100	100 to >105	Total Counts	Avg Speed (MPH)	85pet Speed	10MPH Pace	% in pace	# of Speeders	% Speeders	
06/01/2023	00:00	0	0	0	1	0	0	1	0	0	0	0	0	0	0	0	0	0	0	0	0	2	34.5	45	20 to 30	50.0	1	50.0
06/01/2023	01:00	0	0	0	0	0	0	0	0	0	0	0	0	0	0	0	0	0	0	0	0	0	0	0	*	*	*	*
06/01/2023	02:00	0	0	0	1	0	0	0	0	0	0	0	0	0	0	0	0	0	0	0	1	27	30	20 to 30	100.0	*	*	
06/01/2023	03:00	0	0	0	0	1	0	0	0	0	0	0	0	0	0	0	0	0	0	0	1	32	35	25 to 35	100.0	1	100.0	
06/01/2023	04:00	0	0	1	0	1	0	1	1	0	0	0	0	0	0	0	0	0	0	0	4	35.8	45	40 to 50	50.0	3	75.0	
06/01/2023	05:00	0	0	0	1	2	5	1	0	0	0	0	0	0	0	0	0	0	0	0	9	35.6	40	30 to 40	77.8	8	88.9	
06/01/2023	06:00	0	0	0	8	8	5	3	1	2	0	0	0	0	0	0	0	0	0	0	27	34.9	43.3	25 to 35	59.3	19	70.4	
06/01/2023	07:00	0	1	4	39	38	23	9	1	0	0	0	0	0	0	0	0	0	0	0	115	32.2	38.5	25 to 35	67.0	71	61.7	
06/01/2023	08:00	3	1	19	80	74	33	5	1	0	0	0	0	0	0	0	0	0	0	0	216	30.5	36.1	25 to 35	71.3	113	52.3	
06/01/2023	09:00	0	3	23	75	80	41	10	0	0	0	0	0	0	0	0	0	0	0	0	232	31	37	25 to 35	66.8	131	56.5	
06/01/2023	10:00	1	5	24	106	81	28	10	0	0	0	0	0	0	0	0	0	0	0	0	255	30	35	25 to 35	73.3	119	46.7	
06/01/2023	11:00	0	2	25	98	100	30	8	1	1	0	0	0	0	0	0	0	0	0	0	265	30.6	35	25 to 35	74.7	140	52.8	
06/01/2023	12:00	1	8	19	94	93	33	5	0	1	0	0	0	0	0	0	0	0	0	0	254	30.3	35.2	25 to 35	73.6	132	52.0	
06/01/2023	13:00	0	2	27	122	103	24	10	0	0	0	0	0	0	0	0	0	0	0	0	288	30.1	34.6	25 to 35	78.1	137	47.6	
06/01/2023	14:00	3	6	36	100	104	32	6	1	0	0	0	0	0	0	0	0	0	0	0	288	29.8	34.8	25 to 35	70.8	143	49.7	
06/01/2023	15:00	1	5	36	128	125	42	12	1	0	0	0	0	0	0	0	0	0	0	0	350	30.3	35.4	25 to 35	72.3	180	51.4	
06/01/2023	16:00	0	4	30	119	125	51	9	1	0	0	0	0	0	0	0	0	0	0	0	339	30.7	36	25 to 35	72.0	186	54.9	
06/01/2023	17:00	0	5	33	105	95	37	3	2	1	0	0	0	0	0	0	0	0	0	0	281	30.1	35.1	25 to 35	71.2	138	49.1	
06/01/2023	18:00	0	0	7	45	58	32	7	1	0	0	0	0	0	0	0	0	0	0	0	150	32.1	37.8	25 to 35	68.7	98	65.3	
06/01/2023	19:00	0	3	11	36	36	18	3	1	0	0	0	0	0	0	0	0	0	0	0	108	30.6	36.7	25 to 35	66.7	58	53.7	
06/01/2023	20:00	0	0	3	21	18	12	3	2	0	0	0	0	0	0	0	0	0	0	0	59	32.1	38.3	25 to 35	66.1	35	59.3	
06/01/2023	21:00	0	0	0	6	8	13	2	2	0	0	0	0	0	0	0	0	0	0	0	31	35.1	39.6	30 to 40	67.7	25	80.6	
06/01/2023	22:00	0	0	2	7	8	2	2	2	0	0	0	0	0	0	0	0	0	0	0	23	32.5	42.5	25 to 35	65.2	14	60.9	
06/01/2023	23:00	0	0	2	6	4	4	3	1	0	0	0	0	0	0	0	0	0	0	0	20	33	41.7	25 to 35	50.0	12	60.0	
24 Hr Summary		9	45	302	1198	1162	465	113	19	5	0	0	0	0	0	0	0	0	0	0	3318	30.7	36.1	25 to 35	71.1	1764	53.2	



Outgoing Histogram

A170 outward 2023

from Wed-Nov-02-2022-12-00-AM to Sat-Feb-18-2023-11-59-PM

Date	Starting Hr:min	<15	15 to <20	20 to <25	25 to <30	30 to <35	35 to <40	40 to <45	45 to <50	50 to <55	55 to <60	60 to <65	65 to <70	70 to <75	75 to <80	80 to <85	85 to <90	90 to <95	95 to <100	100 to >105	Total Counts	Avg Speed (MPH)	85pet Speed	10MPH Pace	% in pace	# of Speeders	% Speeders	
07/01/2023	00:00	0	0	0	0	1	0	2	0	0	0	0	0	0	0	0	0	0	0	0	0	3	38.7	45	35 to 45	66.7	3	100.0
07/01/2023	01:00	0	0	1	1	1	0	2	0	0	0	0	0	0	0	0	0	0	0	0	0	5	33	42.5	20 to 30	40.0	3	60.0
07/01/2023	02:00	0	0	0	0	1	0	0	0	0	0	0	0	0	0	0	0	0	0	0	0	1	32	35	25 to 35	100.0	1	100.0
07/01/2023	03:00	0	0	0	1	1	0	0	0	0	0	0	0	0	0	0	0	0	0	0	0	2	29.5	35	25 to 35	100.0	1	50.0
07/01/2023	04:00	0	0	0	1	0	1	1	1	0	0	0	0	0	0	0	0	0	0	0	0	4	38.3	45	35 to 45	50.0	3	75.0
07/01/2023	05:00	0	0	0	0	3	1	1	0	0	0	0	0	0	0	0	0	0	0	0	0	5	35	40	30 to 40	80.0	5	100.0
07/01/2023	06:00	0	0	0	0	5	6	4	1	0	0	0	0	0	0	0	0	0	0	0	0	16	37.6	43.8	30 to 40	68.8	16	100.0
07/01/2023	07:00	0	3	5	12	7	8	6	2	0	0	0	0	0	0	0	0	0	0	0	0	43	31.8	41.7	25 to 35	44.2	23	53.5
07/01/2023	08:00	0	0	3	24	27	20	5	1	0	0	0	0	0	0	0	0	0	0	0	0	80	32.6	38.5	25 to 35	63.8	53	66.3
07/01/2023	09:00	0	2	7	39	38	17	4	2	1	0	0	0	0	0	0	0	0	0	0	0	110	31.3	37.4	25 to 35	70.0	62	56.4
07/01/2023	10:00	2	0	13	62	52	24	1	0	0	0	0	0	0	0	0	0	0	0	0	0	154	30.2	35.4	25 to 35	74.0	77	50.0
07/01/2023	11:00	1	1	15	74	51	38	6	1	0	0	0	0	0	0	0	0	0	0	0	0	187	30.9	37.2	25 to 35	66.8	96	51.3
07/01/2023	12:00	0	4	17	57	75	45	13	2	0	0	0	0	0	0	0	0	0	0	0	0	213	31.9	38.1	25 to 35	62.0	135	63.4
07/01/2023	13:00	0	2	14	70	87	34	13	1	1	0	0	0	0	0	0	0	0	0	0	0	222	31.6	37.4	25 to 35	70.7	136	61.3
07/01/2023	14:00	2	5	11	79	90	33	12	2	0	0	0	0	0	0	0	0	0	0	0	0	234	31.1	36.8	25 to 35	72.2	137	58.5
07/01/2023	15:00	0	0	18	76	81	32	10	0	0	0	0	0	0	0	0	0	0	0	0	0	217	31.1	36.4	25 to 35	72.4	123	56.7
07/01/2023	16:00	1	5	20	84	77	32	5	2	0	0	0	0	0	0	0	0	0	0	0	0	226	30.3	35.8	25 to 35	71.2	116	51.3
07/01/2023	17:00	0	3	9	50	70	26	4	3	1	0	0	0	0	0	0	0	0	0	0	0	166	31.6	36.7	25 to 35	72.3	104	62.7
07/01/2023	18:00	0	1	9	41	39	25	7	0	0	0	0	0	0	0	0	0	0	0	0	0	122	31.5	37.8	25 to 35	65.6	71	58.2
07/01/2023	19:00	0	2	6	23	27	12	2	1	0	0	0	0	0	0	0	0	0	0	0	0	73	30.9	36.7	25 to 35	68.5	42	57.5
07/01/2023	20:00	0	0	2	20	9	6	5	3	1	0	0	0	0	0	0	0	0	0	0	0	46	32.9	42	25 to 35	63.0	24	52.2
07/01/2023	21:00	0	0	4	11	7	8	3	0	0	0	0	0	0	0	0	0	0	0	0	0	33	31.6	38.8	25 to 35	54.5	18	54.5
07/01/2023	22:00	0	1	4	8	10	6	2	0	0	0	0	0	0	0	0	0	0	0	0	0	31	30.9	37.5	25 to 35	58.1	18	58.1
07/01/2023	23:00	0	0	0	4	8	4	0	1	0	0	0	0	0	0	0	0	0	0	0	0	17	33.2	37.5	25 to 35	70.6	13	76.5
24 Hr Summary		6	29	158	737	767	378	108	23	4	0	0	0	0	0	0	0	0	0	0	0	2210	31.4	37.4	25 to 35	68.1	1280	57.9

Outgoing Histogram

A170 outward 2023

from Wed-Nov-02-2022-12-00-AM to Sat-Feb-18-2023-11-59-PM

Date	Starting Hr:min	<15	15 to <20	20 to <25	25 to <30	30 to <35	35 to <40	40 to <45	45 to <50	50 to <55	55 to <60	60 to <65	65 to <70	70 to <75	75 to <80	80 to <85	85 to <90	90 to <95	95 to <100	100 to >105	Total Counts	Avg Speed (MPH)	85pct Speed	10MPH Pace	% in pace	# of Speeders	% Speeders	
08/01/2023	00:00	0	0	1	1	4	2	2	3	0	0	0	0	0	0	0	0	0	0	0	0	13	36.6	46.7	30 to 40	46.2	11	84.6
08/01/2023	01:00	0	0	0	0	2	2	0	1	0	0	0	0	0	0	0	0	0	0	0	0	5	37	40	30 to 40	80.0	5	100.0
08/01/2023	02:00	0	0	0	1	0	0	1	0	0	0	0	0	0	0	0	0	0	0	0	0	2	34.5	45	20 to 30	50.0	1	50.0
08/01/2023	03:00	0	0	0	0	1	0	0	0	0	0	0	0	0	0	0	0	0	0	0	0	1	32	35	25 to 35	100.0	1	100.0
08/01/2023	04:00	0	1	0	0	0	1	0	0	0	0	0	0	0	0	0	0	0	0	0	0	2	27	40	10 to 20	50.0	1	50.0
08/01/2023	05:00	0	0	0	0	2	0	0	0	0	0	0	0	0	0	0	0	0	0	0	0	2	32	35	25 to 35	100.0	2	100.0
08/01/2023	06:00	0	0	0	0	2	2	1	0	0	0	0	0	0	0	0	0	0	0	0	0	5	36.2	40	30 to 40	80.0	5	100.0
08/01/2023	07:00	0	0	1	6	5	6	0	1	0	0	0	0	0	0	0	0	0	0	0	0	19	32.5	38.3	25 to 35	57.9	12	63.2
08/01/2023	08:00	0	0	5	11	12	7	3	1	0	0	0	0	0	0	0	0	0	0	0	0	39	31.7	38.6	25 to 35	59.0	23	59.0
08/01/2023	09:00	2	3	8	33	23	27	1	0	0	0	0	0	0	0	0	0	0	0	0	0	97	30.5	37.4	25 to 35	57.7	51	52.6
08/01/2023	10:00	0	1	9	59	56	29	7	2	0	0	0	0	0	0	0	0	0	0	0	0	163	31.5	37.4	25 to 35	70.6	94	57.7
08/01/2023	11:00	0	4	9	57	82	27	8	1	0	0	0	0	0	0	0	0	0	0	0	0	188	31.4	36.5	25 to 35	73.9	118	62.8
08/01/2023	12:00	1	2	16	76	93	47	6	1	0	0	0	0	0	0	0	0	0	0	0	0	242	31.3	36.9	25 to 35	69.8	147	60.7
08/01/2023	13:00	0	2	17	72	72	41	8	4	0	0	0	0	0	0	0	0	0	0	0	0	216	31.5	37.6	25 to 35	66.7	125	57.9
08/01/2023	14:00	2	6	24	59	92	32	13	1	0	0	0	0	0	0	0	0	0	0	0	0	229	30.9	36.9	25 to 35	65.9	138	60.3
08/01/2023	15:00	0	4	15	81	65	35	3	2	0	0	0	0	0	0	0	0	0	0	0	0	205	30.6	36.3	25 to 35	71.2	105	51.2
08/01/2023	16:00	0	1	14	66	65	26	8	2	0	0	0	0	0	0	0	0	0	0	0	0	182	31.1	36.7	25 to 35	72.0	101	55.5
08/01/2023	17:00	0	4	11	44	50	19	8	2	0	0	0	0	0	0	0	0	0	0	0	0	138	31.1	37.1	25 to 35	68.1	79	57.2
08/01/2023	18:00	0	0	8	17	28	19	5	1	0	0	0	0	0	0	0	0	0	0	0	0	78	32.4	38.4	30 to 40	60.3	53	67.9
08/01/2023	19:00	0	1	4	17	22	9	6	2	0	0	0	0	0	0	0	0	0	0	0	0	61	32.3	39.4	25 to 35	63.9	39	63.9
08/01/2023	20:00	0	0	0	11	16	10	5	2	0	0	0	0	0	0	0	0	0	0	0	0	44	34.1	40	25 to 35	61.4	33	75.0
08/01/2023	21:00	0	0	1	3	8	5	2	0	2	0	0	0	0	0	0	0	0	0	0	0	21	35.1	42.5	30 to 40	61.9	17	81.0
08/01/2023	22:00	0	0	1	5	9	4	0	1	0	0	0	0	0	0	0	0	0	0	0	0	20	32.3	37.5	25 to 35	70.0	14	70.0
08/01/2023	23:00	0	0	0	1	1	1	0	1	0	0	0	0	0	0	0	0	0	0	0	0	4	35.8	40	25 to 35	50.0	3	75.0
24 Hr Summary		5	29	144	620	710	351	87	28	2	0	0	0	0	0	0	0	0	0	0	0	1976	31.4	37.5	25 to 35	67.3	1178	59.6

Outgoing Histogram

A170 outward 2023

from Wed-Nov-02-2022-12-00-AM to Sat-Feb-18-2023-11-59-PM

Date	Starting Hr:min	<15	15 to <20	20 to <25	25 to <30	30 to <35	35 to <40	40 to <45	45 to <50	50 to <55	55 to <60	60 to <65	65 to <70	70 to <75	75 to <80	80 to <85	85 to <90	90 to <95	95 to <100	100 to >105	Total Counts	Avg Speed (MPH)	85pet Speed	10MPH Pace	% in pace	# of Speeders	% Speeders	
09/01/2023	00:00	0	0	0	1	0	0	0	0	0	0	0	0	0	0	0	0	0	0	0	0	1	27	30	20 to 30	100.0	*	*
09/01/2023	01:00	0	0	0	0	0	1	0	0	0	0	0	0	0	0	0	0	0	0	0	0	1	37	40	30 to 40	100.0	1	100.0
09/01/2023	02:00	0	0	1	0	2	0	0	1	0	0	0	0	0	0	0	0	0	0	0	0	4	33.3	35	25 to 35	50.0	3	75.0
09/01/2023	03:00	0	0	0	0	1	1	0	0	1	0	0	0	0	0	0	0	0	0	0	0	3	40.3	55	30 to 40	66.7	3	100.0
09/01/2023	04:00	0	0	1	0	2	0	1	0	0	0	0	0	0	0	0	0	0	0	0	0	4	32	35	25 to 35	50.0	3	75.0
09/01/2023	05:00	0	0	0	1	3	5	1	0	0	0	0	0	0	0	0	0	0	0	0	0	10	35.3	39	30 to 40	80.0	9	90.0
09/01/2023	06:00	0	0	4	12	14	15	5	2	0	0	0	0	0	0	0	0	0	0	0	0	52	33.5	39.7	30 to 40	55.8	36	69.2
09/01/2023	07:00	0	0	8	27	50	28	7	1	0	0	0	0	0	0	0	0	0	0	0	0	121	32.5	38.2	30 to 40	64.5	86	71.1
09/01/2023	08:00	0	1	23	102	87	33	2	0	0	0	0	0	0	0	0	0	0	0	0	0	248	30.2	34.9	25 to 35	76.2	122	49.2
09/01/2023	09:00	1	3	24	72	82	42	10	1	0	0	0	0	0	0	0	0	0	0	0	0	235	31	37.1	25 to 35	65.5	135	57.4
09/01/2023	10:00	0	3	23	81	68	29	7	1	0	0	0	0	0	0	0	0	0	0	0	0	212	30.3	35.9	25 to 35	70.3	105	49.5
09/01/2023	11:00	0	2	13	57	87	43	7	0	1	0	0	0	0	0	0	0	0	0	0	0	210	31.8	37.2	25 to 35	68.6	138	65.7
09/01/2023	12:00	1	3	16	85	100	32	6	0	0	0	0	0	0	0	0	0	0	0	0	0	243	30.7	35.3	25 to 35	76.1	138	56.8
09/01/2023	13:00	1	4	18	62	76	43	9	2	0	0	0	0	0	0	0	0	0	0	0	0	215	31.3	37.6	25 to 35	64.2	130	60.5
09/01/2023	14:00	0	4	44	120	55	12	0	0	0	0	0	0	0	0	0	0	0	0	0	0	235	28.1	32.9	25 to 35	74.5	67	28.5
09/01/2023	15:00	0	2	28	92	82	34	13	3	0	0	0	0	0	0	0	0	0	0	0	0	254	30.8	36.8	25 to 35	68.5	132	52.0
09/01/2023	16:00	0	6	33	120	118	32	9	0	0	0	0	0	0	0	0	0	0	0	0	0	318	30.1	34.7	25 to 35	74.8	159	50.0
09/01/2023	17:00	0	6	17	88	104	44	9	0	0	0	0	0	0	0	0	0	0	0	0	0	268	31	36.5	25 to 35	71.6	157	58.6
09/01/2023	18:00	0	2	6	47	47	29	8	2	0	0	0	0	0	0	0	0	0	0	0	0	141	32	38.1	25 to 35	66.7	86	61.0
09/01/2023	19:00	0	1	8	17	30	17	6	0	0	0	0	0	0	0	0	0	0	0	0	0	79	32	38.2	25 to 35	59.5	53	67.1
09/01/2023	20:00	0	0	4	10	14	12	5	1	0	0	0	0	0	0	0	0	0	0	0	0	46	33.2	39.6	30 to 40	56.5	32	69.6
09/01/2023	21:00	0	1	8	15	24	10	0	2	0	0	0	0	0	0	0	0	0	0	0	0	60	30.9	36.5	25 to 35	65.0	36	60.0
09/01/2023	22:00	0	0	2	11	6	7	3	0	0	0	0	0	0	0	0	0	0	0	0	0	29	32	39.3	25 to 35	58.6	16	55.2
09/01/2023	23:00	0	0	0	1	2	3	0	1	0	0	0	0	0	0	0	0	0	0	0	0	7	35.6	40	30 to 40	71.4	6	85.7
24 Hr Summary		3	38	281	1021	1054	472	108	17	2	0	0	0	0	0	0	0	0	0	0	0	2996	30.9	36.6	25 to 35	69.3	1653	55.2

Outgoing Histogram

A170 outward 2023

from Wed-Nov-02-2022-12-00-AM to Sat-Feb-18-2023-11-59-PM

Date	Starting Hr:min	<15	15 to <20	20 to <25	25 to <30	30 to <35	35 to <40	40 to <45	45 to <50	50 to <55	55 to <60	60 to <65	65 to <70	70 to <75	75 to <80	80 to <85	85 to <90	90 to <95	95 to <100	100 to >105	Total Counts	Avg Speed (MPH)	85pet Speed	10MPH Pace	% in pace	# of Speeders	% Speeders	
10/01/2023	00:00	0	0	0	0	1	1	0	0	0	0	0	0	0	0	0	0	0	0	0	0	2	34.5	40	30 to 40	100.0	2	100.0
10/01/2023	01:00	0	0	0	0	0	1	1	0	0	0	0	0	0	0	0	0	0	0	0	0	2	39.5	45	35 to 45	100.0	2	100.0
10/01/2023	02:00	0	0	0	0	1	0	0	0	0	0	0	0	0	0	0	0	0	0	0	0	1	32	35	25 to 35	100.0	1	100.0
10/01/2023	03:00	0	0	0	0	1	1	0	0	0	0	0	0	0	0	0	0	0	0	0	0	2	34.5	40	30 to 40	100.0	2	100.0
10/01/2023	04:00	0	0	0	0	0	1	0	0	0	0	0	0	0	0	0	0	0	0	0	0	1	37	40	30 to 40	100.0	1	100.0
10/01/2023	05:00	0	0	0	1	1	5	1	1	0	0	0	0	0	0	0	0	0	0	0	0	9	37.1	45	30 to 40	66.7	8	88.9
10/01/2023	06:00	0	0	0	9	14	9	5	0	0	0	0	0	0	0	0	0	0	0	0	0	37	33.8	39.4	25 to 35	62.2	28	75.7
10/01/2023	07:00	0	0	10	44	41	24	6	0	0	0	0	0	0	0	0	0	0	0	0	0	125	31.3	37.3	25 to 35	68.0	71	56.8
10/01/2023	08:00	0	4	28	108	78	22	3	0	0	0	0	0	0	0	0	0	0	0	0	0	243	29.4	34.3	25 to 35	76.5	103	42.4
10/01/2023	09:00	0	1	17	81	70	32	7	0	0	0	0	0	0	0	0	0	0	0	0	0	208	30.7	36.2	25 to 35	72.6	109	52.4
10/01/2023	10:00	0	0	10	77	84	27	6	0	0	0	0	0	0	0	0	0	0	0	0	0	204	31	35.4	25 to 35	78.9	117	57.4
10/01/2023	11:00	0	2	2	65	59	36	5	0	0	0	0	0	0	0	0	0	0	0	0	0	169	31.6	37.2	25 to 35	73.4	100	59.2
10/01/2023	12:00	0	0	4	58	48	43	10	1	0	0	0	0	0	0	0	0	0	0	0	0	164	32.5	38.4	25 to 35	64.6	102	62.2
10/01/2023	13:00	0	1	15	62	58	24	7	1	0	0	0	0	0	0	0	0	0	0	0	0	168	30.9	36.5	25 to 35	71.4	90	53.6
10/01/2023	14:00	2	3	15	77	70	31	3	0	0	0	0	0	0	0	0	0	0	0	0	0	201	30.3	35.6	25 to 35	73.1	104	51.7
10/01/2023	15:00	0	4	34	117	79	32	4	1	0	0	0	0	0	0	0	0	0	0	0	0	271	29.6	34.7	25 to 35	72.3	116	42.8
10/01/2023	16:00	0	3	27	85	87	21	5	2	0	0	0	0	0	0	0	0	0	0	0	0	230	30.1	34.7	25 to 35	74.8	115	50.0
10/01/2023	17:00	0	7	29	110	99	35	4	1	0	0	0	0	0	0	0	0	0	0	0	0	285	30	34.8	25 to 35	73.3	139	48.8
10/01/2023	18:00	0	6	15	65	66	27	9	2	0	0	0	0	0	0	0	0	0	0	0	0	190	30.8	36.9	25 to 35	68.9	104	54.7
10/01/2023	19:00	0	0	11	26	29	13	7	2	0	1	0	0	0	0	0	0	0	0	0	0	89	31.9	38.8	25 to 35	61.8	52	58.4
10/01/2023	20:00	0	2	1	20	19	11	8	3	0	0	0	0	0	0	0	0	0	0	0	0	64	33	40.6	25 to 35	60.9	41	64.1
10/01/2023	21:00	0	0	1	13	11	4	2	3	0	0	0	0	0	0	0	0	0	0	0	0	34	32.6	40	25 to 35	70.6	20	58.8
10/01/2023	22:00	0	0	3	11	4	5	3	0	0	0	0	0	0	0	0	0	0	0	0	0	26	31.2	39	25 to 35	57.7	12	46.2
10/01/2023	23:00	0	0	1	6	4	1	1	0	0	0	0	0	0	0	0	0	0	0	0	0	13	30.3	35	25 to 35	76.9	6	46.2
24 Hr Summary		2	33	223	1035	924	406	97	17	0	1	0	0	0	0	0	0	0	0	0	0	2738	30.8	36.4	25 to 35	71.5	1445	52.8

Outgoing Histogram

A170 outward 2023

from Wed-Nov-02-2022-12-00-AM to Sat-Feb-18-2023-11-59-PM

Date	Starting Hr:min	<15	15 to <20	20 to <25	25 to <30	30 to <35	35 to <40	40 to <45	45 to <50	50 to <55	55 to <60	60 to <65	65 to <70	70 to <75	75 to <80	80 to <85	85 to <90	90 to <95	95 to <100	100 to >105	Total Counts	Avg Speed (MPH)	85pet Speed	10MPH Pace	% in pace	# of Speeders	% Speeders	
11/01/2023	00:00	0	0	0	1	0	1	0	0	1	0	0	0	0	0	0	0	0	0	0	0	3	38.7	55	20 to 30	33.3	2	66.7
11/01/2023	01:00	0	0	1	1	1	0	0	0	0	0	0	0	0	0	0	0	0	0	0	0	3	27	35	20 to 30	66.7	1	33.3
11/01/2023	02:00	0	0	0	0	0	0	1	0	0	0	0	0	0	0	0	0	0	0	0	0	1	42	45	35 to 45	100.0	1	100.0
11/01/2023	03:00	0	0	0	0	1	2	0	0	0	0	0	0	0	0	0	0	0	0	0	0	3	35.7	40	30 to 40	100.0	3	100.0
11/01/2023	04:00	0	0	0	2	2	0	1	0	0	0	0	0	0	0	0	0	0	0	0	0	5	32.4	35	25 to 35	80.0	3	60.0
11/01/2023	05:00	0	0	0	2	3	4	3	0	2	0	0	0	0	0	0	0	0	0	0	0	14	38	45	30 to 40	50.0	12	85.7
11/01/2023	06:00	0	1	2	16	9	8	7	2	0	0	0	0	0	0	0	0	0	0	0	0	45	32.9	41.4	25 to 35	55.6	26	57.8
11/01/2023	07:00	0	0	9	32	54	29	9	0	0	0	0	0	0	0	0	0	0	0	0	0	133	32.4	38.1	25 to 35	64.7	92	69.2
11/01/2023	08:00	0	6	36	104	88	33	6	1	1	0	0	0	0	0	0	0	0	0	0	0	275	29.9	35	25 to 35	69.8	129	46.9
11/01/2023	09:00	1	2	10	82	83	33	9	0	0	1	0	0	0	0	0	0	0	0	0	0	221	31.2	36.5	25 to 35	74.7	126	57.0
11/01/2023	10:00	0	2	14	64	72	38	11	3	0	0	0	0	0	0	0	0	0	0	0	0	204	31.8	37.8	25 to 35	66.7	124	60.8
11/01/2023	11:00	0	6	7	70	60	37	9	2	0	0	0	0	0	0	0	0	0	0	0	0	191	31.4	37.6	25 to 35	68.1	108	56.5
11/01/2023	12:00	1	4	20	78	67	44	10	1	1	0	0	0	0	0	0	0	0	0	0	0	226	31.1	37.5	25 to 35	64.2	123	54.4
11/01/2023	13:00	3	1	14	61	79	28	11	1	1	0	0	0	0	0	0	0	0	0	0	0	199	31.3	37	25 to 35	70.4	120	60.3
11/01/2023	14:00	0	5	21	77	77	20	12	1	0	0	0	0	0	0	0	0	0	0	0	0	213	30.4	35.2	25 to 35	72.3	110	51.6
11/01/2023	15:00	0	2	29	126	99	41	9	0	0	0	0	0	0	0	0	0	0	0	0	0	306	30.3	35.5	25 to 35	73.5	149	48.7
11/01/2023	16:00	4	7	26	113	96	36	5	2	0	0	0	0	0	0	0	0	0	0	0	0	289	29.9	35	25 to 35	72.3	139	48.1
11/01/2023	17:00	1	4	32	119	102	33	8	1	1	0	0	0	0	0	0	0	0	0	0	0	301	30.1	34.9	25 to 35	73.4	145	48.2
11/01/2023	18:00	0	1	18	67	54	31	5	2	1	0	0	0	0	0	0	0	0	0	0	0	179	30.9	36.9	25 to 35	67.6	93	52.0
11/01/2023	19:00	0	1	6	26	40	14	8	1	0	0	0	0	0	0	0	0	0	0	0	0	96	32	38.2	25 to 35	68.8	63	65.6
11/01/2023	20:00	0	0	5	11	22	12	6	1	1	0	0	0	0	0	0	0	0	0	0	0	58	33.3	39.6	30 to 40	58.6	42	72.4
11/01/2023	21:00	0	0	6	23	26	8	8	1	0	0	0	0	0	0	0	0	0	0	0	0	72	31.9	38.8	25 to 35	68.1	43	59.7
11/01/2023	22:00	0	0	3	15	6	7	2	1	0	0	0	0	0	0	0	0	0	0	0	0	34	31.3	38.6	25 to 35	61.8	16	47.1
11/01/2023	23:00	0	0	1	4	2	2	0	1	0	0	0	0	0	0	0	0	0	0	0	0	10	31.6	37.5	25 to 35	60.0	5	50.0
24 Hr Summary		10	42	260	1094	1043	461	140	21	9	1	0	0	0	0	0	0	0	0	0	0	3081	30.9	36.8	25 to 35	69.4	1675	54.4

Outgoing Histogram

A170 outward 2023

from Wed-Nov-02-2022-12-00-AM to Sat-Feb-18-2023-11-59-PM

Date	Starting Hr:min	<15	15 to <20	20 to <25	25 to <30	30 to <35	35 to <40	40 to <45	45 to <50	50 to <55	55 to <60	60 to <65	65 to <70	70 to <75	75 to <80	80 to <85	85 to <90	90 to <95	95 to <100	100 to >105	Total Counts	Avg Speed (MPH)	85pet Speed	10MPH Pace	% in pace	# of Speeders	% Speeders	
12/01/2023	00:00	0	0	0	0	1	0	0	0	0	0	0	0	0	0	0	0	0	0	0	0	1	32	35	25 to 35	100.0	1	100.0
12/01/2023	01:00	0	0	0	1	1	1	0	1	0	0	0	0	0	0	0	0	0	0	0	0	4	35.8	40	25 to 35	50.0	3	75.0
12/01/2023	02:00	0	0	0	0	0	0	0	0	0	0	0	0	0	0	0	0	0	0	0	0	0	0	0	*	*	*	*
12/01/2023	03:00	0	0	0	0	1	0	1	0	0	0	0	0	0	0	0	0	0	0	0	0	2	37	45	25 to 35	50.0	2	100.0
12/01/2023	04:00	0	0	0	1	1	0	0	0	0	0	0	0	0	0	0	0	0	0	0	0	2	29.5	35	25 to 35	100.0	1	50.0
12/01/2023	05:00	0	0	0	0	1	2	0	2	0	0	0	0	0	0	0	0	0	0	0	0	5	40	47.5	30 to 40	60.0	5	100.0
12/01/2023	06:00	0	0	1	12	19	8	6	2	0	1	0	0	0	0	0	0	0	0	0	0	49	34.1	41.7	25 to 35	63.3	36	73.5
12/01/2023	07:00	0	1	14	32	53	21	2	1	0	0	0	0	0	0	0	0	0	0	0	0	124	31	36.2	25 to 35	68.5	77	62.1
12/01/2023	08:00	0	2	34	114	89	30	6	1	0	0	0	0	0	0	0	0	0	0	0	0	276	29.9	34.8	25 to 35	73.6	126	45.7
12/01/2023	09:00	0	3	19	90	87	33	6	0	0	0	0	0	0	0	0	0	0	0	0	0	238	30.6	35.5	25 to 35	74.4	126	52.9
12/01/2023	10:00	0	2	14	69	61	22	5	1	0	1	0	0	0	0	0	0	0	0	0	0	175	30.7	35.7	25 to 35	74.3	90	51.4
12/01/2023	11:00	0	1	14	88	91	37	5	0	0	0	0	0	0	0	0	0	0	0	0	0	236	30.9	35.9	25 to 35	75.8	133	56.4
12/01/2023	12:00	0	1	27	87	96	38	9	1	0	0	0	0	0	0	0	0	0	0	0	0	259	30.8	36.2	25 to 35	70.7	144	55.6
12/01/2023	13:00	0	3	25	69	82	33	8	1	0	0	0	0	0	0	0	0	0	0	0	0	221	30.8	36.4	25 to 35	68.3	124	56.1
12/01/2023	14:00	0	3	11	88	66	27	10	1	0	0	1	0	0	0	0	0	0	0	0	0	207	31	36.5	25 to 35	74.4	105	50.7
12/01/2023	15:00	3	3	35	123	107	40	5	2	0	0	0	0	0	0	0	0	0	0	0	0	318	30	35	25 to 35	72.3	154	48.4
12/01/2023	16:00	0	5	55	118	88	32	8	0	1	0	0	0	0	0	0	0	0	0	0	0	307	29.4	34.7	25 to 35	67.1	129	42.0
12/01/2023	17:00	1	7	35	107	109	41	8	0	0	0	0	0	0	0	0	0	0	0	0	0	308	30.1	35.4	25 to 35	70.1	158	51.3
12/01/2023	18:00	0	4	16	58	65	39	11	1	0	0	0	0	0	0	0	0	0	0	0	0	194	31.5	37.8	25 to 35	63.4	116	59.8
12/01/2023	19:00	0	2	5	24	37	20	6	0	0	0	0	0	0	0	0	0	0	0	0	0	94	32	38	25 to 35	64.9	63	67.0
12/01/2023	20:00	0	1	7	18	20	22	3	0	0	0	0	0	0	0	0	0	0	0	0	0	71	31.9	38.2	30 to 40	59.2	45	63.4
12/01/2023	21:00	0	0	1	9	24	13	5	2	0	0	0	0	0	0	0	0	0	0	0	0	54	34.1	39.6	30 to 40	68.5	44	81.5
12/01/2023	22:00	0	1	3	11	6	7	4	1	0	0	0	0	0	0	0	0	0	0	0	0	33	32	40	25 to 35	51.5	18	54.5
12/01/2023	23:00	0	0	4	3	5	3	2	1	0	0	0	0	0	0	0	0	0	0	0	0	18	32.1	40	25 to 35	44.4	11	61.1
24 Hr Summary		4	39	320	1122	1110	469	110	18	1	2	1	0	0	0	0	0	0	0	0	0	3196	30.7	36.3	25 to 35	69.8	1711	53.5

Outgoing Histogram

A170 outward 2023

from Wed-Nov-02-2022-12-00-AM to Sat-Feb-18-2023-11-59-PM

Date	Starting Hr:min	<15	15 to <20	20 to <25	25 to <30	30 to <35	35 to <40	40 to <45	45 to <50	50 to <55	55 to <60	60 to <65	65 to <70	70 to <75	75 to <80	80 to <85	85 to <90	90 to <95	95 to <100	100 to >105	Total Counts	Avg Speed (MPH)	85pet Speed	10MPH Pace	% in pace	# of Speeders	% Speeders	
13/01/2023	00:00	0	0	0	0	1	1	2	0	0	0	0	0	0	0	0	0	0	0	0	0	4	38.3	42.5	35 to 45	75.0	4	100.0
13/01/2023	01:00	0	0	1	1	1	1	1	0	0	0	0	0	0	0	0	0	0	0	0	0	5	32	40	20 to 30	40.0	3	60.0
13/01/2023	02:00	0	0	0	0	0	1	0	1	0	0	0	0	0	0	0	0	0	0	0	0	2	42	50	30 to 40	50.0	2	100.0
13/01/2023	03:00	0	0	1	1	1	0	1	0	0	0	0	0	0	0	0	0	0	0	0	0	4	30.8	35	20 to 30	50.0	2	50.0
13/01/2023	04:00	0	0	0	2	2	0	0	0	0	0	0	0	0	0	0	0	0	0	0	0	4	29.5	32.5	25 to 35	100.0	2	50.0
13/01/2023	05:00	0	0	0	0	4	4	1	1	0	0	0	0	0	0	0	0	0	0	0	0	10	36.7	40	30 to 40	80.0	10	100.0
13/01/2023	06:00	0	0	0	11	9	8	3	3	0	0	0	0	0	0	0	0	0	0	0	0	34	34.1	41.7	25 to 35	58.8	23	67.6
13/01/2023	07:00	0	0	8	27	40	27	7	1	0	0	0	0	0	0	0	0	0	0	0	0	110	32.5	38.5	25 to 35	60.9	75	68.2
13/01/2023	08:00	1	3	24	110	77	37	6	1	0	0	0	0	0	0	0	0	0	0	0	0	259	30.2	35.7	25 to 35	72.2	121	46.7
13/01/2023	09:00	0	1	26	84	96	41	8	2	1	0	0	0	0	0	0	0	0	0	0	0	259	31.1	36.6	25 to 35	69.5	148	57.1
13/01/2023	10:00	0	1	19	74	76	28	11	2	0	0	0	0	0	0	0	0	0	0	0	0	211	31.1	36.6	25 to 35	71.1	117	55.5
13/01/2023	11:00	1	3	16	68	100	38	11	1	0	0	0	0	0	0	0	0	0	0	0	0	238	31.4	36.8	25 to 35	70.6	150	63.0
13/01/2023	12:00	0	2	30	93	81	53	3	1	0	0	0	0	0	0	0	0	0	0	0	0	263	30.6	36.7	25 to 35	66.2	138	52.5
13/01/2023	13:00	1	4	13	87	89	50	11	2	1	0	0	0	0	0	0	0	0	0	0	0	258	31.6	37.5	25 to 35	68.2	153	59.3
13/01/2023	14:00	0	4	29	89	117	38	6	1	0	0	0	0	0	0	0	0	0	0	0	0	284	30.6	35.3	25 to 35	72.5	162	57.0
13/01/2023	15:00	1	6	33	129	125	36	8	0	0	0	0	0	0	0	0	0	0	0	0	0	338	30	34.7	25 to 35	75.1	169	50.0
13/01/2023	16:00	0	4	29	136	95	29	6	2	0	0	0	0	0	0	0	0	0	0	0	0	301	29.8	34.6	25 to 35	76.7	132	43.9
13/01/2023	17:00	0	3	37	126	118	38	13	3	0	0	0	0	0	0	0	0	0	0	0	0	338	30.5	35.4	25 to 35	72.2	172	50.9
13/01/2023	18:00	0	3	20	50	54	33	5	4	0	0	0	0	0	0	0	0	0	0	0	0	169	31.2	37.6	25 to 35	61.5	96	56.8
13/01/2023	19:00	0	1	6	23	38	16	9	1	0	0	0	0	0	0	0	0	0	0	0	0	94	32.4	38.8	25 to 35	64.9	64	68.1
13/01/2023	20:00	0	1	3	12	14	16	6	1	1	0	0	0	0	0	0	0	0	0	0	0	54	33.7	40	30 to 40	55.6	38	70.4
13/01/2023	21:00	0	0	2	12	12	7	7	2	1	0	0	0	0	0	0	0	0	0	0	0	43	34.1	42.9	25 to 35	55.8	29	67.4
13/01/2023	22:00	0	0	2	11	10	8	3	1	0	0	0	0	0	0	0	0	0	0	0	0	35	32.7	39.4	25 to 35	60.0	22	62.9
13/01/2023	23:00	0	1	0	6	8	1	3	1	0	0	0	0	0	0	0	0	0	0	0	0	20	32.5	41.7	25 to 35	70.0	13	65.0
24 Hr Summary		4	37	299	1152	1168	511	131	31	4	0	0	0	0	0	0	0	0	0	0	0	3337	31	36.7	25 to 35	69.5	1845	55.3

Outgoing Histogram

A170 outward 2023

from Wed-Nov-02-2022-12-00-AM to Sat-Feb-18-2023-11-59-PM

Date	Starting Hr:min	<15	15 to <20	20 to <25	25 to <30	30 to <35	35 to <40	40 to <45	45 to <50	50 to <55	55 to <60	60 to <65	65 to <70	70 to <75	75 to <80	80 to <85	85 to <90	90 to <95	95 to <100	100 to >105	Total Counts	Avg Speed (MPH)	85pet Speed	10MPH Pace	% in pace	# of Speeders	% Speeders	
14/01/2023	00:00	0	0	0	3	4	1	1	0	0	0	0	0	0	0	0	0	0	0	0	0	9	32.2	40	25 to 35	77.8	6	66.7
14/01/2023	01:00	0	0	0	1	0	0	0	1	0	0	0	0	0	0	0	0	0	0	0	0	2	37	50	20 to 30	50.0	1	50.0
14/01/2023	02:00	0	0	0	1	0	0	0	1	0	0	0	0	0	0	0	0	0	0	0	0	2	37	50	20 to 30	50.0	1	50.0
14/01/2023	03:00	0	0	0	1	1	0	0	1	0	0	0	0	0	0	0	0	0	0	0	0	3	35.3	50	25 to 35	66.7	2	66.7
14/01/2023	04:00	0	0	0	2	1	0	0	0	0	0	0	0	0	0	0	0	0	0	0	0	3	29	35	25 to 35	100.0	1	33.3
14/01/2023	05:00	0	0	0	1	2	1	0	0	0	0	0	0	0	0	0	0	0	0	0	0	4	32	35	25 to 35	75.0	3	75.0
14/01/2023	06:00	0	0	0	4	5	2	3	1	0	0	0	0	0	0	0	0	0	0	0	0	15	34.7	43.3	25 to 35	60.0	11	73.3
14/01/2023	07:00	0	0	2	11	19	10	2	3	0	0	0	0	0	0	0	0	0	0	0	0	47	33.3	39	25 to 35	63.8	34	72.3
14/01/2023	08:00	0	0	8	24	42	28	7	1	0	0	0	0	0	0	0	0	0	0	0	0	110	32.7	38.6	30 to 40	63.6	78	70.9
14/01/2023	09:00	0	1	8	46	38	30	7	1	0	0	0	0	0	0	0	0	0	0	0	0	131	31.8	38	25 to 35	64.1	76	58.0
14/01/2023	10:00	0	3	20	60	61	30	15	3	0	0	0	0	0	0	0	0	0	0	0	0	192	31.4	38.2	25 to 35	63.0	109	56.8
14/01/2023	11:00	0	4	18	66	83	45	8	0	1	0	0	0	0	0	0	0	0	0	0	0	225	31.4	37.2	25 to 35	66.2	137	60.9
14/01/2023	12:00	3	9	20	71	82	38	9	1	0	1	0	0	0	0	0	0	0	0	0	0	234	30.6	36.8	25 to 35	65.4	131	56.0
14/01/2023	13:00	1	6	11	79	102	46	15	1	0	0	0	0	0	0	0	0	0	0	0	0	261	31.6	37.5	25 to 35	69.3	164	62.8
14/01/2023	14:00	0	4	18	81	104	45	8	1	0	0	0	0	0	0	0	0	0	0	0	0	261	31.2	36.7	25 to 35	70.9	158	60.5
14/01/2023	15:00	1	2	17	117	99	36	13	0	2	0	0	0	0	0	0	0	0	0	0	0	287	30.9	36.1	25 to 35	75.3	150	52.3
14/01/2023	16:00	0	0	21	98	87	30	8	2	0	0	0	0	0	0	0	0	0	0	0	0	246	30.7	35.5	25 to 35	75.2	127	51.6
14/01/2023	17:00	0	1	18	64	70	22	2	0	0	0	0	0	0	0	0	0	0	0	0	0	177	30.3	34.8	25 to 35	75.7	94	53.1
14/01/2023	18:00	0	0	8	35	47	21	5	3	0	0	0	0	0	0	0	0	0	0	0	0	119	32	37.6	25 to 35	68.9	76	63.9
14/01/2023	19:00	0	0	8	21	31	16	7	2	1	0	0	0	0	0	0	0	0	0	0	0	86	32.6	39.1	25 to 35	60.5	57	66.3
14/01/2023	20:00	0	1	7	18	22	9	3	2	1	0	0	0	0	0	0	0	0	0	0	0	63	31.6	38.3	25 to 35	63.5	37	58.7
14/01/2023	21:00	0	0	5	9	16	4	1	1	0	0	0	0	0	0	0	0	0	0	0	0	36	31	36.2	25 to 35	69.4	22	61.1
14/01/2023	22:00	0	1	1	10	17	9	2	0	0	0	0	0	0	0	0	0	0	0	0	0	40	32.2	37.8	25 to 35	67.5	28	70.0
14/01/2023	23:00	0	0	1	4	2	2	2	1	0	0	0	0	0	0	0	0	0	0	0	0	12	33.4	42.5	25 to 35	50.0	7	58.3
24 Hr Summary		5	32	191	827	935	425	118	26	5	1	0	0	0	0	0	0	0	0	0	2565	31.4	37.2	25 to 35	68.7	1510	58.9	



Outgoing Histogram

A170 outward 2023

from Wed-Nov-02-2022-12-00-AM to Sat-Feb-18-2023-11-59-PM

Date	Starting Hr:min	<15	15 to <20	20 to <25	25 to <30	30 to <35	35 to <40	40 to <45	45 to <50	50 to <55	55 to <60	60 to <65	65 to <70	70 to <75	75 to <80	80 to <85	85 to <90	90 to <95	95 to <100	100 to >105	Total Counts	Avg Speed (MPH)	85pet Speed	10MPH Pace	% in pace	# of Speeders	% Speeders	
15/01/2023	00:00	0	0	0	2	7	1	1	0	0	0	0	0	0	0	0	0	0	0	0	0	11	32.7	35	25 to 35	81.8	9	81.8
15/01/2023	01:00	0	0	0	0	2	1	0	0	0	0	0	0	0	0	0	0	0	0	0	0	3	34	40	30 to 40	100.0	3	100.0
15/01/2023	02:00	0	0	0	1	0	0	1	0	0	0	0	0	0	0	0	0	0	0	0	0	2	34.5	45	20 to 30	50.0	1	50.0
15/01/2023	03:00	0	0	0	0	0	0	0	0	0	0	0	0	0	0	0	0	0	0	0	0	0	0	0	*	*	*	*
15/01/2023	04:00	0	0	0	0	1	1	0	0	1	0	0	0	0	0	0	0	0	0	0	0	3	40.3	55	30 to 40	66.7	3	100.0
15/01/2023	05:00	0	0	0	2	1	1	0	0	1	0	0	0	0	0	0	0	0	0	0	0	5	35.2	40	25 to 35	60.0	3	60.0
15/01/2023	06:00	0	0	0	0	2	1	1	1	0	0	0	0	0	0	0	0	0	0	0	0	5	38	45	30 to 40	60.0	5	100.0
15/01/2023	07:00	0	2	0	8	6	0	1	2	0	0	0	0	0	0	0	0	0	0	0	0	19	30.7	35	25 to 35	73.7	9	47.4
15/01/2023	08:00	0	0	2	16	12	10	5	1	0	0	0	0	0	0	0	0	0	0	0	0	46	32.7	39.5	25 to 35	60.9	28	60.9
15/01/2023	09:00	2	1	8	23	38	25	6	0	0	0	0	0	0	0	0	0	0	0	0	0	103	31.8	38.2	30 to 40	61.2	69	67.0
15/01/2023	10:00	0	1	11	60	50	42	10	0	0	0	0	0	0	0	0	0	0	0	0	0	174	31.8	38.1	25 to 35	63.2	102	58.6
15/01/2023	11:00	1	3	6	53	74	40	9	2	1	0	0	0	0	0	0	0	0	0	0	0	189	32.2	38	25 to 35	67.2	126	66.7
15/01/2023	12:00	0	2	12	68	89	41	17	1	0	0	0	0	0	0	0	0	0	0	0	0	230	32	38	25 to 35	68.3	148	64.3
15/01/2023	13:00	0	3	16	63	106	40	18	1	1	0	0	0	0	0	0	0	0	0	0	0	248	32.1	37.9	25 to 35	68.1	166	66.9
15/01/2023	14:00	3	4	17	72	87	41	10	0	0	0	0	0	0	0	0	0	0	0	0	0	234	31	37	25 to 35	67.9	138	59.0
15/01/2023	15:00	2	5	6	61	101	31	4	2	0	0	0	0	0	0	0	0	0	0	0	0	212	31.3	35.8	25 to 35	76.4	138	65.1
15/01/2023	16:00	0	1	19	56	83	48	9	0	0	0	0	0	0	0	0	0	0	0	0	0	216	31.8	37.6	25 to 35	64.4	140	64.8
15/01/2023	17:00	0	1	14	52	44	29	6	0	0	0	0	0	0	0	0	0	0	0	0	0	146	31	37.2	25 to 35	65.8	79	54.1
15/01/2023	18:00	0	0	8	38	28	14	4	1	0	0	0	0	0	0	0	0	0	0	0	0	93	30.9	36.8	25 to 35	71.0	47	50.5
15/01/2023	19:00	0	2	7	22	24	8	7	0	0	0	0	0	0	0	0	0	0	0	0	0	70	31	38.1	25 to 35	65.7	39	55.7
15/01/2023	20:00	0	0	4	12	19	5	3	0	1	0	0	0	0	0	0	0	0	0	0	0	44	31.8	37	25 to 35	70.5	28	63.6
15/01/2023	21:00	0	0	2	12	9	8	6	1	0	0	0	0	0	0	0	0	0	0	0	0	38	33.3	40.8	25 to 35	55.3	24	63.2
15/01/2023	22:00	0	0	1	4	4	5	1	0	1	0	0	0	0	0	0	0	0	0	0	0	16	33.8	40	30 to 40	56.3	11	68.8
15/01/2023	23:00	0	0	0	2	2	2	1	0	0	0	0	0	0	0	0	0	0	0	0	0	7	33.4	40	25 to 35	57.1	5	71.4
24 Hr Summary		8	25	133	627	789	394	120	12	6	0	0	0	0	0	0	0	0	0	0	0	2114	31.7	37.7	25 to 35	67.0	1321	62.5

Outgoing Histogram

A170 outward 2023

from Wed-Nov-02-2022-12-00-AM to Sat-Feb-18-2023-11-59-PM

Date	Starting Hr:min	<15	15 to <20	20 to <25	25 to <30	30 to <35	35 to <40	40 to <45	45 to <50	50 to <55	55 to <60	60 to <65	65 to <70	70 to <75	75 to <80	80 to <85	85 to <90	90 to <95	95 to <100	100 to >105	Total Counts	Avg Speed (MPH)	85pet Speed	10MPH Pace	% in pace	# of Speeders	% Speeders	
16/01/2023	00:00	0	0	0	0	1	0	1	1	0	0	0	0	0	0	0	0	0	0	0	0	3	40.3	50	40 to 50	66.7	3	100.0
16/01/2023	01:00	0	0	0	0	1	1	0	0	1	0	0	0	0	0	0	0	0	0	0	0	3	40.3	55	30 to 40	66.7	3	100.0
16/01/2023	02:00	0	0	0	0	1	1	0	0	0	0	0	0	0	0	0	0	0	0	0	0	2	34.5	40	30 to 40	100.0	2	100.0
16/01/2023	03:00	0	0	0	0	0	1	0	0	0	0	0	0	0	0	0	0	0	0	0	0	1	37	40	30 to 40	100.0	1	100.0
16/01/2023	04:00	0	0	2	0	2	0	0	1	0	0	0	0	0	0	0	0	0	0	0	0	5	31	35	15 to 25	40.0	3	60.0
16/01/2023	05:00	0	0	0	3	3	1	0	0	0	0	0	0	0	0	0	0	0	0	0	0	7	30.7	35	25 to 35	85.7	4	57.1
16/01/2023	06:00	0	0	2	11	19	10	5	0	0	0	0	0	0	0	0	0	0	0	0	0	47	32.9	39	25 to 35	63.8	34	72.3
16/01/2023	07:00	0	0	9	44	44	21	3	1	1	0	0	0	0	0	0	0	0	0	0	0	123	31.3	36.9	25 to 35	71.5	70	56.9
16/01/2023	08:00	0	2	21	116	78	21	5	1	0	0	0	0	0	0	0	0	0	0	0	0	244	29.8	34.4	25 to 35	79.5	105	43.0
16/01/2023	09:00	1	2	18	80	66	47	13	3	0	0	0	0	0	0	0	0	0	0	0	0	230	31.5	38.1	25 to 35	63.5	129	56.1
16/01/2023	10:00	0	4	24	94	70	27	7	2	0	0	0	0	0	0	0	0	0	0	0	0	228	30.1	35.4	25 to 35	71.9	106	46.5
16/01/2023	11:00	0	0	17	62	75	13	5	0	0	0	0	0	0	0	0	0	0	0	0	0	172	30.4	34.5	25 to 35	79.7	93	54.1
16/01/2023	12:00	*	*	*	*	*	*	*	*	*	*	*	*	*	*	*	*	*	*	*	*	*	*	*	*	*	*	*
16/01/2023	13:00	1	1	24	59	71	30	6	1	0	0	0	0	0	0	0	0	0	0	0	0	193	30.7	36.3	25 to 35	67.4	108	56.0
16/01/2023	14:00	1	2	25	74	80	28	9	0	1	0	0	0	0	0	0	0	0	0	0	0	220	30.5	35.9	25 to 35	70.0	118	53.6
16/01/2023	15:00	0	2	21	120	73	37	5	2	0	0	0	0	0	0	0	0	0	0	0	0	260	30.3	35.7	25 to 35	74.2	117	45.0
16/01/2023	16:00	0	8	29	117	98	26	9	0	0	0	0	0	0	0	0	0	0	0	0	0	287	29.8	34.6	25 to 35	74.9	133	46.3
16/01/2023	17:00	0	6	31	101	89	38	3	0	0	0	0	0	0	0	0	0	0	0	0	0	268	29.9	35.1	25 to 35	70.9	130	48.5
16/01/2023	18:00	0	3	15	58	51	18	10	2	0	0	0	0	0	0	0	0	0	0	0	0	157	30.8	36.7	25 to 35	69.4	81	51.6
16/01/2023	19:00	0	1	6	35	38	13	4	2	0	0	0	0	0	0	0	0	0	0	0	0	99	31.3	36.5	25 to 35	73.7	57	57.6
16/01/2023	20:00	1	0	5	18	17	13	2	0	0	0	0	0	0	0	0	0	0	0	0	0	56	31.1	37.7	25 to 35	62.5	32	57.1
16/01/2023	21:00	0	1	1	22	10	7	5	0	0	0	0	0	0	0	0	0	0	0	0	0	46	31.3	38.6	25 to 35	69.6	22	47.8
16/01/2023	22:00	0	0	2	10	8	2	1	0	0	0	0	0	0	0	0	0	0	0	0	0	23	30.1	35	25 to 35	78.3	11	47.8
16/01/2023	23:00	0	0	0	3	4	2	1	0	1	0	0	0	0	0	0	0	0	0	0	0	11	34.4	40	25 to 35	63.6	8	72.7
24 Hr Summary		4	32	252	1027	899	357	94	16	4	0	0	0	0	0	0	0	0	0	0	0	2685	30.5	36	25 to 35	71.7	1370	51.0

Outgoing Histogram

A170 outward 2023

from Wed-Nov-02-2022-12-00-AM to Sat-Feb-18-2023-11-59-PM

Date	Starting Hr:min	<15	15 to <20	20 to <25	25 to <30	30 to <35	35 to <40	40 to <45	45 to <50	50 to <55	55 to <60	60 to <65	65 to <70	70 to <75	75 to <80	80 to <85	85 to <90	90 to <95	95 to <100	100 to >105	Total Counts	Avg Speed (MPH)	85pet Speed	10MPH Pace	% in pace	# of Speeders	% Speeders	
17/01/2023	00:00	0	0	0	2	0	2	1	0	0	0	0	0	0	0	0	0	0	0	0	0	5	34	40	35 to 45	60.0	3	60.0
17/01/2023	01:00	0	0	0	0	0	0	0	0	0	0	0	0	0	0	0	0	0	0	0	0	0	0	0	*	*	*	*
17/01/2023	02:00	0	0	0	0	0	0	0	0	0	0	0	0	0	0	0	0	0	0	0	0	0	0	0	*	*	*	*
17/01/2023	03:00	0	0	0	0	0	0	0	0	0	0	0	0	0	0	0	0	0	0	0	0	0	0	0	*	*	*	*
17/01/2023	04:00	0	0	1	1	2	1	0	0	0	0	0	0	0	0	0	0	0	0	0	0	5	30	35	25 to 35	60.0	3	60.0
17/01/2023	05:00	0	0	0	2	4	1	1	0	0	0	0	0	0	0	0	0	0	0	0	0	8	32.9	40	25 to 35	75.0	6	75.0
17/01/2023	06:00	0	0	1	7	9	7	6	0	0	0	0	0	0	0	0	0	0	0	0	0	30	34	41.7	25 to 35	53.3	22	73.3
17/01/2023	07:00	0	1	13	40	26	24	8	1	0	0	0	0	0	0	0	0	0	0	0	0	113	31.3	38.3	25 to 35	58.4	59	52.2
17/01/2023	08:00	0	2	22	81	85	45	9	2	0	0	0	0	0	0	0	0	0	0	0	0	246	31.2	37.1	25 to 35	67.5	141	57.3
17/01/2023	09:00	0	0	15	70	89	48	11	1	0	0	0	0	0	0	0	0	0	0	0	0	234	31.9	37.6	25 to 35	67.9	149	63.7
17/01/2023	10:00	0	0	5	65	71	40	14	1	0	0	0	0	0	0	0	0	0	0	0	0	196	32.4	38.2	25 to 35	69.4	126	64.3
17/01/2023	11:00	0	3	22	62	82	22	6	0	0	0	0	0	0	0	0	0	0	0	0	0	197	30.4	34.9	25 to 35	73.1	110	55.8
17/01/2023	12:00	0	1	32	66	78	30	6	1	0	0	0	0	0	0	0	0	0	0	0	0	214	30.4	35.8	25 to 35	67.3	115	53.7
17/01/2023	13:00	0	7	16	55	69	21	10	0	0	0	0	0	0	0	0	0	0	0	0	0	178	30.6	36	25 to 35	69.7	100	56.2
17/01/2023	14:00	1	3	18	83	89	41	5	0	1	0	0	0	0	0	0	0	0	0	0	0	241	30.9	36.3	25 to 35	71.4	136	56.4
17/01/2023	15:00	1	9	29	113	98	35	5	3	0	0	0	0	0	0	0	0	0	0	0	0	293	29.9	34.9	25 to 35	72.0	141	48.1
17/01/2023	16:00	0	1	34	148	107	35	5	3	0	0	0	0	0	0	0	0	0	0	0	0	333	30	34.7	25 to 35	76.6	150	45.0
17/01/2023	17:00	0	6	33	106	90	47	8	0	0	0	0	0	0	0	0	0	0	0	0	0	290	30.3	36.2	25 to 35	67.6	145	50.0
17/01/2023	18:00	0	1	16	73	80	35	7	0	0	1	0	0	0	0	0	0	0	0	0	0	213	31.2	36.6	25 to 35	71.8	123	57.7
17/01/2023	19:00	0	2	5	31	31	19	11	1	1	0	0	0	0	0	0	0	0	0	0	0	101	32.5	39.5	25 to 35	61.4	63	62.4
17/01/2023	20:00	0	0	2	14	22	15	5	1	0	0	0	0	0	0	0	0	0	0	0	0	59	33.2	39	30 to 40	62.7	43	72.9
17/01/2023	21:00	0	0	2	9	8	7	2	1	1	0	0	0	0	0	0	0	0	0	0	0	30	33.2	40	25 to 35	56.7	19	63.3
17/01/2023	22:00	0	0	2	5	2	10	1	1	1	0	0	0	0	0	0	0	0	0	0	0	22	34.5	40	30 to 40	54.5	15	68.2
17/01/2023	23:00	0	0	0	2	3	3	0	0	0	0	0	0	0	0	0	0	0	0	0	0	8	32.8	38.3	30 to 40	75.0	6	75.0
24 Hr Summary		2	36	268	1035	1045	488	121	16	4	1	0	0	0	0	0	0	0	0	0	0	3016	31	36.8	25 to 35	69.0	1675	55.5

Outgoing Histogram

A170 outward 2023

from Wed-Nov-02-2022-12-00-AM to Sat-Feb-18-2023-11-59-PM

Date	Starting Hr:min	<15	15 to <20	20 to <25	25 to <30	30 to <35	35 to <40	40 to <45	45 to <50	50 to <55	55 to <60	60 to <65	65 to <70	70 to <75	75 to <80	80 to <85	85 to <90	90 to <95	95 to <100	100 to >105	Total Counts	Avg Speed (MPH)	85pet Speed	10MPH Pace	% in pace	# of Speeders	% Speeders	
18/01/2023	00:00	0	0	0	2	1	0	1	0	0	0	0	0	0	0	0	0	0	0	0	0	4	32.3	35	25 to 35	75.0	2	50.0
18/01/2023	01:00	0	0	0	0	1	1	0	0	0	0	0	0	0	0	0	0	0	0	0	0	2	34.5	40	30 to 40	100.0	2	100.0
18/01/2023	02:00	0	0	0	0	0	1	0	0	0	0	0	0	0	0	0	0	0	0	0	0	1	37	40	30 to 40	100.0	1	100.0
18/01/2023	03:00	0	0	0	0	2	2	0	0	0	0	0	0	0	0	0	0	0	0	0	0	4	34.8	37.5	30 to 40	100.0	4	100.0
18/01/2023	04:00	0	0	0	1	1	0	1	0	0	0	0	0	0	0	0	0	0	0	0	0	3	33.7	45	25 to 35	66.7	2	66.7
18/01/2023	05:00	0	0	0	2	3	1	1	0	0	0	0	0	0	0	0	0	0	0	0	0	7	32.7	40	25 to 35	71.4	5	71.4
18/01/2023	06:00	0	0	1	15	13	11	4	2	1	0	0	0	0	0	0	0	0	0	0	0	47	33.7	40	25 to 35	59.6	31	66.0
18/01/2023	07:00	0	3	16	37	47	22	10	4	0	1	0	0	0	0	0	0	0	0	0	0	140	31.8	38.6	25 to 35	60.0	84	60.0
18/01/2023	08:00	0	7	30	104	90	30	5	0	0	0	0	0	0	0	0	0	0	0	0	0	266	29.8	34.7	25 to 35	72.9	125	47.0
18/01/2023	09:00	0	5	27	80	62	37	11	5	0	0	0	0	0	0	0	0	0	0	0	0	227	30.8	37.6	25 to 35	62.6	115	50.7
18/01/2023	10:00	0	2	15	65	69	33	8	3	0	0	0	0	0	0	0	0	0	0	0	0	195	31.4	37.3	25 to 35	68.7	113	57.9
18/01/2023	11:00	0	1	13	41	89	41	7	1	0	0	0	0	0	0	0	0	0	0	0	0	193	32.2	37.4	25 to 35	67.4	138	71.5
18/01/2023	12:00	0	2	13	77	71	49	12	3	0	0	0	0	0	0	0	0	0	0	0	0	227	31.9	38.1	25 to 35	65.2	135	59.5
18/01/2023	13:00	0	4	14	73	79	38	4	1	0	0	0	0	0	0	0	0	0	0	0	0	213	31	36.4	25 to 35	71.4	122	57.3
18/01/2023	14:00	1	2	19	86	78	33	5	1	0	0	0	0	0	0	0	0	0	0	0	0	225	30.5	35.8	25 to 35	72.9	117	52.0
18/01/2023	15:00	0	4	28	91	106	36	9	2	0	0	0	0	0	0	0	0	0	0	0	0	276	30.7	35.8	25 to 35	71.4	153	55.4
18/01/2023	16:00	0	6	41	126	78	42	6	1	0	0	0	0	0	0	0	0	0	0	0	0	300	29.7	35.5	25 to 35	68.0	127	42.3
18/01/2023	17:00	1	4	20	108	110	35	7	2	1	0	0	0	0	0	0	0	0	0	0	0	288	30.6	35.3	25 to 35	75.7	155	53.8
18/01/2023	18:00	0	5	23	54	64	25	5	1	0	0	0	0	0	0	0	0	0	0	0	0	177	30.3	35.8	25 to 35	66.7	95	53.7
18/01/2023	19:00	0	0	9	36	41	16	3	0	0	0	0	0	0	0	0	0	0	0	0	0	105	30.9	35.9	25 to 35	73.3	60	57.1
18/01/2023	20:00	0	1	2	13	14	14	4	1	1	0	0	0	0	0	0	0	0	0	0	0	50	33.3	39.3	30 to 40	56.0	34	68.0
18/01/2023	21:00	0	1	1	19	9	15	5	2	0	0	0	0	0	0	0	0	0	0	0	0	52	33	39.7	25 to 35	53.8	31	59.6
18/01/2023	22:00	0	0	1	14	5	7	0	0	1	0	0	0	0	0	0	0	0	0	0	0	28	31.5	37.9	25 to 35	67.9	13	46.4
18/01/2023	23:00	0	0	1	5	6	2	2	0	0	0	0	0	0	0	0	0	0	0	0	0	16	31.9	40	25 to 35	68.8	10	62.5
24 Hr Summary		2	47	274	1049	1039	491	110	29	4	1	0	0	0	0	0	0	0	0	0	0	3046	30.9	36.8	25 to 35	68.5	1674	55.0

Outgoing Histogram

A170 outward 2023

from Wed-Nov-02-2022-12-00-AM to Sat-Feb-18-2023-11-59-PM

Date	Starting Hr:min	<15	15 to <20	20 to <25	25 to <30	30 to <35	35 to <40	40 to <45	45 to <50	50 to <55	55 to <60	60 to <65	65 to <70	70 to <75	75 to <80	80 to <85	85 to <90	90 to <95	95 to <100	100 to >105	Total Counts	Avg Speed (MPH)	85pet Speed	10MPH Pace	% in pace	# of Speeders	% Speeders	
19/01/2023	00:00	0	0	0	0	1	1	0	2	0	0	0	0	0	0	0	0	0	0	0	0	4	40.8	47.5	30 to 40	50.0	4	100.0
19/01/2023	01:00	0	0	0	0	2	0	1	0	0	0	0	0	0	0	0	0	0	0	0	0	3	35.3	45	25 to 35	66.7	3	100.0
19/01/2023	02:00	0	0	0	1	0	0	0	0	0	0	0	0	0	0	0	0	0	0	0	0	1	27	30	20 to 30	100.0	*	*
19/01/2023	03:00	0	0	0	1	0	0	1	0	0	0	0	0	0	0	0	0	0	0	0	0	2	34.5	45	20 to 30	50.0	1	50.0
19/01/2023	04:00	0	0	0	1	0	1	0	0	1	0	0	0	0	0	0	0	0	0	0	0	3	38.7	55	20 to 30	33.3	2	66.7
19/01/2023	05:00	0	0	0	1	2	1	0	2	0	0	0	0	0	0	0	0	0	0	0	0	6	37	47.5	25 to 35	50.0	5	83.3
19/01/2023	06:00	0	0	2	9	14	12	4	0	0	0	0	0	0	0	0	0	0	0	0	0	41	33.3	39.2	30 to 40	63.4	30	73.2
19/01/2023	07:00	0	1	10	37	49	24	10	3	0	0	0	0	0	0	0	0	0	0	0	0	134	32.2	38.5	25 to 35	64.2	86	64.2
19/01/2023	08:00	0	3	21	87	91	30	9	1	0	0	0	0	0	0	0	0	0	0	0	0	242	30.7	35.7	25 to 35	73.6	131	54.1
19/01/2023	09:00	0	5	14	60	69	42	10	1	0	0	0	0	0	0	0	0	0	0	0	0	201	31.5	37.7	25 to 35	64.2	122	60.7
19/01/2023	10:00	0	0	16	55	84	46	6	0	0	0	0	0	0	0	0	0	0	0	0	0	207	31.8	37.3	25 to 35	67.1	136	65.7
19/01/2023	11:00	1	4	18	67	87	34	6	1	0	0	0	0	0	0	0	0	0	0	0	0	218	30.8	36.2	25 to 35	70.6	128	58.7
19/01/2023	12:00	0	3	21	69	93	43	8	0	0	0	0	0	0	0	0	0	0	0	0	0	237	31.2	36.7	25 to 35	68.4	144	60.8
19/01/2023	13:00	0	3	18	85	91	41	11	3	0	1	0	0	0	0	0	0	0	0	0	0	253	31.4	37.2	25 to 35	69.6	147	58.1
19/01/2023	14:00	2	6	33	88	91	27	9	0	0	0	0	0	0	0	0	0	0	0	0	0	256	29.8	34.9	25 to 35	69.9	127	49.6
19/01/2023	15:00	0	10	27	118	111	40	6	1	0	0	0	0	0	0	0	0	0	0	0	0	313	30.1	35	25 to 35	73.2	158	50.5
19/01/2023	16:00	0	8	28	111	114	31	3	0	0	0	0	0	0	0	0	0	0	0	0	0	295	29.9	34.6	25 to 35	76.3	148	50.2
19/01/2023	17:00	0	10	40	126	107	46	2	1	0	0	0	0	0	0	0	0	0	0	0	0	332	29.7	35	25 to 35	70.2	156	47.0
19/01/2023	18:00	0	2	13	60	47	29	7	0	0	0	0	0	0	0	0	0	0	0	0	0	158	30.9	37.1	25 to 35	67.7	83	52.5
19/01/2023	19:00	0	0	5	37	29	19	1	1	0	0	0	0	0	0	0	0	0	0	0	0	92	31.2	36.8	25 to 35	71.7	50	54.3
19/01/2023	20:00	0	0	6	15	35	7	2	1	0	0	0	0	0	0	0	0	0	0	0	0	66	31.4	35	25 to 35	75.8	45	68.2
19/01/2023	21:00	0	1	6	17	14	13	3	0	1	0	0	0	0	0	0	0	0	0	0	0	55	31.6	38.5	25 to 35	56.4	31	56.4
19/01/2023	22:00	0	0	1	7	8	10	2	3	0	0	0	0	0	0	0	0	0	0	0	0	31	34.6	40	30 to 40	58.1	23	74.2
19/01/2023	23:00	0	0	0	0	3	3	2	0	0	0	0	0	0	0	0	0	0	0	0	0	8	36.5	42.5	30 to 40	75.0	8	100.0
24 Hr Summary		3	56	279	1052	1142	500	103	20	2	1	0	0	0	0	0	0	0	0	0	0	3158	30.9	36.5	25 to 35	69.5	1768	56.0

Outgoing Histogram

A170 outward 2023

from Wed-Nov-02-2022-12-00-AM to Sat-Feb-18-2023-11-59-PM

Date	Starting Hr:min	<15	15 to <20	20 to <25	25 to <30	30 to <35	35 to <40	40 to <45	45 to <50	50 to <55	55 to <60	60 to <65	65 to <70	70 to <75	75 to <80	80 to <85	85 to <90	90 to <95	95 to <100	100 to >105	Total Counts	Avg Speed (MPH)	85pet Speed	10MPH Pace	% in pace	# of Speeders	% Speeders	
20/01/2023	00:00	0	0	1	2	3	0	4	1	0	0	0	0	0	0	0	0	0	0	0	0	11	35.5	43.8	25 to 35	45.5	8	72.7
20/01/2023	01:00	0	0	0	0	0	0	0	0	0	0	0	0	0	0	0	0	0	0	0	0	0	0	0	*	*	*	*
20/01/2023	02:00	0	0	0	0	0	0	0	0	0	0	0	0	0	0	0	0	0	0	0	0	0	0	0	*	*	*	*
20/01/2023	03:00	0	0	0	0	0	0	1	0	0	0	0	0	0	0	0	0	0	0	0	0	1	42	45	35 to 45	100.0	1	100.0
20/01/2023	04:00	0	0	0	2	0	0	2	0	0	0	0	0	0	0	0	0	0	0	0	0	4	34.8	42.5	20 to 30	50.0	2	50.0
20/01/2023	05:00	0	0	0	2	2	6	0	1	0	0	0	0	0	0	0	0	0	0	0	0	11	35.4	39.2	30 to 40	72.7	9	81.8
20/01/2023	06:00	0	0	0	7	12	5	2	1	0	0	0	0	0	0	0	0	0	0	0	0	27	33.3	39	25 to 35	70.4	20	74.1
20/01/2023	07:00	0	0	13	45	45	15	4	2	0	0	0	0	0	0	0	0	0	0	0	0	124	30.8	35.7	25 to 35	72.6	66	53.2
20/01/2023	08:00	0	1	28	96	91	28	7	1	0	0	0	0	0	0	0	0	0	0	0	0	252	30.3	34.9	25 to 35	74.2	127	50.4
20/01/2023	09:00	0	3	25	75	90	34	6	2	0	0	0	0	0	0	0	0	0	0	0	0	235	30.7	36	25 to 35	70.2	132	56.2
20/01/2023	10:00	0	5	17	68	81	26	11	1	0	0	0	0	0	0	0	0	0	0	0	0	209	30.9	36.3	25 to 35	71.3	119	56.9
20/01/2023	11:00	0	3	24	78	85	31	8	2	1	0	0	0	0	0	0	0	0	0	0	0	232	30.8	36.1	25 to 35	70.3	127	54.7
20/01/2023	12:00	0	3	17	99	76	50	10	1	0	0	0	0	0	0	0	0	0	0	0	0	256	31.1	37.3	25 to 35	68.4	137	53.5
20/01/2023	13:00	0	4	20	82	90	43	13	2	0	0	0	0	0	0	0	0	0	0	0	0	254	31.3	37.3	25 to 35	67.7	148	58.3
20/01/2023	14:00	0	4	30	105	103	39	5	1	0	0	0	0	0	0	0	0	0	0	0	0	287	30.3	35.3	25 to 35	72.5	148	51.6
20/01/2023	15:00	1	7	33	135	106	32	11	2	0	0	0	0	0	0	0	0	0	0	0	0	327	29.9	34.8	25 to 35	73.7	151	46.2
20/01/2023	16:00	0	7	36	134	102	46	8	1	0	0	0	0	0	0	0	0	0	0	0	0	334	30.1	35.5	25 to 35	70.7	157	47.0
20/01/2023	17:00	0	6	27	118	112	32	12	1	1	0	0	0	0	0	0	0	0	0	0	0	309	30.4	35	25 to 35	74.4	158	51.1
20/01/2023	18:00	0	1	21	66	70	30	5	2	0	0	0	0	0	0	0	0	0	0	0	0	195	30.8	36.3	25 to 35	69.7	107	54.9
20/01/2023	19:00	0	1	11	33	32	17	9	0	1	0	0	0	0	0	0	0	0	0	0	0	104	31.5	38.2	25 to 35	62.5	59	56.7
20/01/2023	20:00	0	3	10	18	23	12	7	1	2	0	0	0	0	0	0	0	0	0	0	0	76	31.8	39.6	25 to 35	53.9	45	59.2
20/01/2023	21:00	0	1	7	19	17	4	5	1	0	0	0	0	0	0	0	0	0	0	0	0	54	30.6	37.5	25 to 35	66.7	27	50.0
20/01/2023	22:00	0	0	2	12	18	8	6	1	0	0	0	0	0	0	0	0	0	0	0	0	47	33.1	40	25 to 35	63.8	33	70.2
20/01/2023	23:00	0	0	0	8	4	2	4	1	0	0	0	0	0	0	0	0	0	0	0	0	19	33.6	42.5	25 to 35	63.2	11	57.9
24 Hr Summary		1	49	322	1204	1162	460	140	25	5	0	0	0	0	0	0	0	0	0	0	0	3368	30.7	36.4	25 to 35	70.2	1792	53.2

Outgoing Histogram

A170 outward 2023

from Wed-Nov-02-2022-12-00-AM to Sat-Feb-18-2023-11-59-PM

Date	Starting Hr:min	<15	15 to <20	20 to <25	25 to <30	30 to <35	35 to <40	40 to <45	45 to <50	50 to <55	55 to <60	60 to <65	65 to <70	70 to <75	75 to <80	80 to <85	85 to <90	90 to <95	95 to <100	100 to >105	Total Counts	Avg Speed (MPH)	85pet Speed	10MPH Pace	% in pace	# of Speeders	% Speeders	
21/01/2023	00:00	0	0	0	2	1	2	2	0	0	0	0	0	0	0	0	0	0	0	0	0	7	35	42.5	35 to 45	57.1	5	71.4
21/01/2023	01:00	0	0	0	1	0	1	0	1	0	0	0	0	0	0	0	0	0	0	0	0	3	37	50	20 to 30	33.3	2	66.7
21/01/2023	02:00	0	0	0	1	0	0	0	0	0	0	0	0	0	0	0	0	0	0	0	0	1	27	30	20 to 30	100.0	*	*
21/01/2023	03:00	0	0	0	1	1	1	0	0	0	0	0	0	0	0	0	0	0	0	0	0	3	32	40	25 to 35	66.7	2	66.7
21/01/2023	04:00	0	0	0	1	3	0	1	0	0	0	0	0	0	0	0	0	0	0	0	0	5	33	35	25 to 35	80.0	4	80.0
21/01/2023	05:00	0	0	0	1	2	1	0	0	0	0	0	0	0	0	0	0	0	0	0	0	4	32	35	25 to 35	75.0	3	75.0
21/01/2023	06:00	0	0	0	3	2	3	2	1	0	0	0	0	0	0	0	0	0	0	0	0	11	35.5	42.5	25 to 35	45.5	8	72.7
21/01/2023	07:00	0	0	5	11	11	10	1	0	0	0	0	0	0	0	0	0	0	0	0	0	38	31.1	37.5	25 to 35	57.9	22	57.9
21/01/2023	08:00	0	1	6	32	33	33	5	1	0	0	0	0	0	0	0	0	0	0	0	0	111	32.4	38.3	30 to 40	59.5	72	64.9
21/01/2023	09:00	0	3	13	36	44	28	6	1	0	0	0	0	0	0	0	0	0	0	0	0	131	31.4	37.7	25 to 35	61.1	79	60.3
21/01/2023	10:00	0	1	17	66	63	31	6	0	0	0	0	0	0	0	0	0	0	0	0	0	184	30.8	36.5	25 to 35	70.1	100	54.3
21/01/2023	11:00	0	3	23	73	74	50	11	0	0	0	0	0	0	0	0	0	0	0	0	0	234	31.3	37.6	25 to 35	62.8	135	57.7
21/01/2023	12:00	1	5	19	75	104	49	9	1	0	0	0	0	0	0	0	0	0	0	0	0	263	31.3	37	25 to 35	68.1	163	62.0
21/01/2023	13:00	0	1	21	89	96	47	10	3	0	0	0	0	0	0	0	0	0	0	0	0	267	31.4	37.1	25 to 35	69.3	156	58.4
21/01/2023	14:00	1	0	34	106	80	34	4	0	0	0	0	0	0	0	0	0	0	0	0	0	259	29.9	34.9	25 to 35	71.8	118	45.6
21/01/2023	15:00	0	4	19	75	101	32	11	1	0	0	0	0	0	0	0	0	0	0	0	0	243	31.1	36.2	25 to 35	72.4	145	59.7
21/01/2023	16:00	0	7	20	90	82	46	8	3	1	0	0	0	0	0	0	0	0	0	0	0	257	31	37.1	25 to 35	66.9	140	54.5
21/01/2023	17:00	0	2	13	79	56	31	1	0	0	0	0	0	0	0	0	0	0	0	0	0	182	30.3	35.8	25 to 35	74.2	88	48.4
21/01/2023	18:00	0	2	10	36	42	33	10	0	1	0	0	0	0	0	0	0	0	0	0	0	134	32.3	38.6	25 to 35	58.2	86	64.2
21/01/2023	19:00	0	1	7	19	28	12	7	0	0	0	0	0	0	0	0	0	0	0	0	0	74	31.7	38.3	25 to 35	63.5	47	63.5
21/01/2023	20:00	0	0	7	23	14	6	2	0	0	0	0	0	0	0	0	0	0	0	0	0	52	29.8	35	25 to 35	71.2	22	42.3
21/01/2023	21:00	1	0	6	10	9	7	3	2	0	0	0	0	0	0	0	0	0	0	0	0	38	31.4	39.3	25 to 35	50.0	21	55.3
21/01/2023	22:00	0	3	8	20	13	7	0	0	0	0	0	0	0	0	0	0	0	0	0	0	51	28.6	34.6	25 to 35	64.7	20	39.2
21/01/2023	23:00	0	0	1	5	10	3	3	1	0	0	0	0	0	0	0	0	0	0	0	0	23	33.5	41.7	25 to 35	65.2	17	73.9
24 Hr Summary		3	33	229	855	869	467	102	15	2	0	0	0	0	0	0	0	0	0	0	0	2575	31.1	37.1	25 to 35	67.0	1455	56.5

Outgoing Histogram

A170 outward 2023

from Wed-Nov-02-2022-12-00-AM to Sat-Feb-18-2023-11-59-PM

Date	Starting Hr:min	<15	15 to <20	20 to <25	25 to <30	30 to <35	35 to <40	40 to <45	45 to <50	50 to <55	55 to <60	60 to <65	65 to <70	70 to <75	75 to <80	80 to <85	85 to <90	90 to <95	95 to <100	100 to >105	Total Counts	Avg Speed (MPH)	85pet Speed	10MPH Pace	% in pace	# of Speeders	% Speeders	
22/01/2023	00:00	0	0	2	3	5	2	1	1	0	0	0	0	0	0	0	0	0	0	0	0	14	32.1	40	25 to 35	57.1	9	64.3
22/01/2023	01:00	0	0	0	0	1	2	0	0	0	0	0	0	0	0	0	0	0	0	0	0	3	35.7	40	30 to 40	100.0	3	100.0
22/01/2023	02:00	0	0	0	0	0	0	1	0	0	0	0	0	0	0	0	0	0	0	0	0	1	42	45	35 to 45	100.0	1	100.0
22/01/2023	03:00	0	0	0	1	1	0	1	0	0	0	0	0	0	0	0	0	0	0	0	0	3	33.7	45	25 to 35	66.7	2	66.7
22/01/2023	04:00	0	0	0	0	0	0	0	0	0	0	0	0	0	0	0	0	0	0	0	0	0	0	0	*	*	*	*
22/01/2023	05:00	0	0	0	1	1	1	1	0	0	0	1	0	0	0	0	0	0	0	0	0	5	40	45	25 to 35	40.0	4	80.0
22/01/2023	06:00	0	0	0	3	0	3	3	0	0	0	0	0	0	0	0	0	0	0	0	0	9	35.6	43.3	35 to 45	66.7	6	66.7
22/01/2023	07:00	0	0	3	9	5	3	1	1	0	0	0	0	0	0	0	0	0	0	0	0	22	30.7	38.3	25 to 35	63.6	10	45.5
22/01/2023	08:00	0	0	2	12	10	5	5	0	0	0	0	0	0	0	0	0	0	0	0	0	34	32.2	40	25 to 35	64.7	20	58.8
22/01/2023	09:00	0	0	10	26	27	17	3	2	0	0	0	0	0	0	0	0	0	0	0	0	85	31.4	37.6	25 to 35	62.4	49	57.6
22/01/2023	10:00	1	4	7	48	46	25	7	0	0	0	0	0	0	0	0	0	0	0	0	0	138	31	37.2	25 to 35	68.1	78	56.5
22/01/2023	11:00	1	2	11	53	61	36	6	1	1	0	0	0	0	0	0	0	0	0	0	0	172	31.6	37.5	25 to 35	66.3	105	61.0
22/01/2023	12:00	1	3	26	63	70	37	11	0	0	0	0	0	0	0	0	0	0	0	0	0	211	30.8	37.2	25 to 35	63.0	118	55.9
22/01/2023	13:00	2	3	12	63	88	25	7	1	0	0	0	0	0	0	0	0	0	0	0	0	201	30.9	35.6	25 to 35	75.1	121	60.2
22/01/2023	14:00	1	3	13	93	61	31	6	2	0	0	0	0	0	0	0	0	0	0	0	0	210	30.5	36.1	25 to 35	73.3	100	47.6
22/01/2023	15:00	0	2	15	76	64	29	6	3	1	0	0	0	0	0	0	0	0	0	0	0	196	31	36.7	25 to 35	71.4	103	52.6
22/01/2023	16:00	0	1	19	58	69	23	3	1	0	0	0	0	0	0	0	0	0	0	0	0	174	30.5	35.2	25 to 35	73.0	96	55.2
22/01/2023	17:00	0	0	9	32	43	23	3	0	0	0	0	0	0	0	0	0	0	0	0	0	110	31.5	37.2	25 to 35	68.2	69	62.7
22/01/2023	18:00	0	0	5	21	33	20	6	0	0	0	0	0	0	0	0	0	0	0	0	0	85	32.5	38.2	25 to 35	63.5	59	69.4
22/01/2023	19:00	0	0	6	17	22	17	1	0	1	0	0	0	0	0	0	0	0	0	0	0	64	31.9	37.6	25 to 35	60.9	41	64.1
22/01/2023	20:00	0	1	5	16	13	11	7	2	0	0	0	0	0	0	0	0	0	0	0	0	55	32.6	40.7	25 to 35	52.7	33	60.0
22/01/2023	21:00	0	0	0	11	6	5	1	0	0	0	0	0	0	0	0	0	0	0	0	0	23	31.5	38	25 to 35	73.9	12	52.2
22/01/2023	22:00	0	0	1	6	8	1	0	2	0	0	0	0	0	0	0	0	0	0	0	0	18	32.1	35	25 to 35	77.8	11	61.1
22/01/2023	23:00	0	1	1	1	1	0	1	1	0	0	0	0	0	0	0	0	0	0	0	0	6	31.2	45	15 to 25	33.3	3	50.0
24 Hr Summary		6	20	147	613	635	316	81	17	3	0	1	0	0	0	0	0	0	0	0	0	1839	31.2	37.2	25 to 35	67.9	1053	57.3



Outgoing Histogram

A170 outward 2023

from Wed-Nov-02-2022-12-00-AM to Sat-Feb-18-2023-11-59-PM

Date	Starting Hr:min	<15	15 to <20	20 to <25	25 to <30	30 to <35	35 to <40	40 to <45	45 to <50	50 to <55	55 to <60	60 to <65	65 to <70	70 to <75	75 to <80	80 to <85	85 to <90	90 to <95	95 to <100	100 to >105	Total Counts	Avg Speed (MPH)	85pct Speed	10MPH Pace	% in pace	# of Speeders	% Speeders	
23/01/2023	00:00	0	0	0	1	0	1	3	0	0	0	0	0	0	0	0	0	0	0	0	0	5	38.2	43.3	35 to 45	80.0	4	80.0
23/01/2023	01:00	0	0	0	0	0	0	0	1	0	0	0	0	0	0	0	0	0	0	0	0	1	47	50	40 to 50	100.0	1	100.0
23/01/2023	02:00	0	0	1	1	0	0	0	0	0	1	0	0	0	0	0	0	0	0	0	0	3	35.3	60	20 to 30	66.7	1	33.3
23/01/2023	03:00	0	0	0	0	1	2	0	0	0	0	0	0	0	0	0	0	0	0	0	0	3	35.3	40	30 to 40	100.0	3	100.0
23/01/2023	04:00	0	1	1	1	0	0	0	0	0	0	0	0	0	0	0	0	0	0	0	0	3	22	30	15 to 25	66.7	*	*
23/01/2023	05:00	0	0	0	3	1	2	0	0	0	0	0	0	0	0	0	0	0	0	0	0	6	31.3	37.5	25 to 35	66.7	3	50.0
23/01/2023	06:00	0	0	2	11	8	5	6	4	0	0	0	0	0	0	0	0	0	0	0	0	36	34.3	44.2	25 to 35	52.8	23	63.9
23/01/2023	07:00	0	2	6	52	43	17	9	0	1	0	0	0	0	0	0	0	0	0	0	0	130	31.3	37.1	25 to 35	73.1	70	53.8
23/01/2023	08:00	0	5	21	101	76	36	4	1	0	0	0	0	0	0	0	0	0	0	0	0	244	30.2	35.6	25 to 35	72.5	117	48.0
23/01/2023	09:00	1	5	14	87	80	26	13	1	1	0	0	0	0	0	0	0	0	0	0	0	228	30.8	36.3	25 to 35	73.2	121	53.1
23/01/2023	10:00	0	4	21	93	75	13	5	1	0	0	0	0	0	0	0	0	0	0	0	0	212	29.6	34.1	25 to 35	79.2	94	44.3
23/01/2023	11:00	0	7	13	81	77	22	9	2	0	0	0	0	0	0	0	0	0	0	0	0	211	30.5	35.2	25 to 35	74.9	110	52.1
23/01/2023	12:00	0	3	18	85	64	27	5	1	0	0	0	0	0	0	0	0	0	0	0	0	203	30.2	35.6	25 to 35	73.4	97	47.8
23/01/2023	13:00	0	4	11	72	70	22	2	2	0	0	0	0	0	0	0	0	0	0	0	0	183	30.4	34.9	25 to 35	77.6	96	52.5
23/01/2023	14:00	1	3	28	87	97	33	5	1	0	0	0	0	0	0	0	0	0	0	0	0	255	30.3	35.2	25 to 35	72.2	136	53.3
23/01/2023	15:00	1	3	27	127	79	29	7	1	0	0	0	0	0	0	0	0	0	0	0	0	274	29.8	34.7	25 to 35	75.2	116	42.3
23/01/2023	16:00	0	2	17	105	88	40	4	1	0	0	0	0	0	0	0	0	0	0	0	0	257	30.6	35.8	25 to 35	75.1	133	51.8
23/01/2023	17:00	0	4	26	86	96	42	6	3	0	0	0	0	0	0	0	0	0	0	0	0	263	30.8	36.4	25 to 35	69.2	147	55.9
23/01/2023	18:00	0	1	19	52	42	27	10	1	2	0	0	0	0	0	0	0	0	0	0	0	154	31.3	38.1	25 to 35	61.0	82	53.2
23/01/2023	19:00	0	0	6	36	32	12	4	2	0	0	0	0	0	0	0	0	0	0	0	0	92	31.2	36.7	25 to 35	73.9	50	54.3
23/01/2023	20:00	0	0	15	19	16	13	6	2	0	0	0	0	0	0	0	0	0	0	0	0	71	31.1	38.8	25 to 35	49.3	37	52.1
23/01/2023	21:00	0	0	2	22	8	7	5	1	0	0	0	0	0	0	0	0	0	0	0	0	45	31.8	39.3	25 to 35	66.7	21	46.7
23/01/2023	22:00	0	1	5	9	4	3	2	2	0	0	0	0	0	0	0	0	0	0	0	0	26	30.6	40	20 to 30	53.8	11	42.3
23/01/2023	23:00	0	0	0	3	5	1	0	0	0	0	0	0	0	0	0	0	0	0	0	0	9	31.2	35	25 to 35	88.9	6	66.7
24 Hr Summary		3	45	253	1134	962	380	105	27	4	1	0	0	0	0	0	0	0	0	0	0	2914	30.6	36.1	25 to 35	71.9	1479	50.8

Outgoing Histogram

A170 outward 2023

from Wed-Nov-02-2022-12-00-AM to Sat-Feb-18-2023-11-59-PM

Date	Starting Hr:min	<15	15 to <20	20 to <25	25 to <30	30 to <35	35 to <40	40 to <45	45 to <50	50 to <55	55 to <60	60 to <65	65 to <70	70 to <75	75 to <80	80 to <85	85 to <90	90 to <95	95 to <100	100 to >105	Total Counts	Avg Speed (MPH)	85pet Speed	10MPH Pace	% in pace	# of Speeders	% Speeders	
24/01/2023	00:00	0	0	0	1	0	0	1	0	0	0	0	0	0	0	0	0	0	0	0	0	2	34.5	45	20 to 30	50.0	1	50.0
24/01/2023	01:00	0	0	0	0	2	1	0	0	0	0	0	0	0	0	0	0	0	0	0	0	3	33.7	40	30 to 40	100.0	3	100.0
24/01/2023	02:00	0	0	0	0	0	0	0	0	0	0	0	0	0	0	0	0	0	0	0	0	0	0	0	*	*	*	*
24/01/2023	03:00	0	0	0	0	1	0	0	0	0	0	0	0	0	0	0	0	0	0	0	0	1	32	35	25 to 35	100.0	1	100.0
24/01/2023	04:00	0	0	0	1	0	0	0	0	0	0	0	0	0	0	0	0	0	0	0	0	1	27	30	20 to 30	100.0	*	*
24/01/2023	05:00	0	0	0	3	2	4	1	0	0	0	0	0	0	0	0	0	0	0	0	0	10	33.8	38.8	30 to 40	60.0	7	70.0
24/01/2023	06:00	0	0	0	11	6	7	3	0	1	0	0	0	0	0	0	0	0	0	0	0	28	33.4	40	25 to 35	60.7	17	60.7
24/01/2023	07:00	0	0	13	54	47	26	4	0	0	0	0	0	0	0	0	0	0	0	0	0	144	30.9	36.5	25 to 35	70.1	77	53.5
24/01/2023	08:00	0	6	26	119	88	28	4	0	0	0	0	0	0	0	0	0	0	0	0	0	271	29.6	34.5	25 to 35	76.4	120	44.3
24/01/2023	09:00	0	1	21	75	62	33	13	2	1	0	0	0	0	0	0	0	0	0	0	0	208	31.2	37.7	25 to 35	65.9	111	53.4
24/01/2023	10:00	2	0	19	77	57	21	7	0	0	0	0	0	0	0	0	0	0	0	0	0	183	30.1	35.2	25 to 35	73.2	85	46.4
24/01/2023	11:00	0	3	20	87	79	29	6	0	0	0	0	0	0	0	0	0	0	0	0	0	224	30.4	35.2	25 to 35	74.1	114	50.9
24/01/2023	12:00	0	2	23	103	93	25	2	0	0	0	0	0	0	0	0	0	0	0	0	0	248	29.9	34.5	25 to 35	79.0	120	48.4
24/01/2023	13:00	1	3	17	86	90	34	7	2	0	0	0	0	0	0	0	0	0	0	0	0	240	30.8	36	25 to 35	73.3	133	55.4
24/01/2023	14:00	1	3	15	89	67	25	3	1	0	0	0	0	0	0	0	0	0	0	0	0	204	30.1	34.9	25 to 35	76.5	96	47.1
24/01/2023	15:00	0	4	28	114	95	26	6	1	0	0	0	0	0	0	0	0	0	0	0	0	274	29.9	34.6	25 to 35	76.3	128	46.7
24/01/2023	16:00	0	3	35	122	116	50	5	4	0	0	0	0	0	0	0	0	0	0	0	0	335	30.6	35.9	25 to 35	71.0	175	52.2
24/01/2023	17:00	0	4	27	77	116	36	6	0	0	0	0	0	0	0	0	0	0	0	0	0	266	30.7	35.3	25 to 35	72.6	158	59.4
24/01/2023	18:00	0	3	13	62	62	23	5	0	0	0	0	0	0	0	0	0	0	0	0	0	168	30.6	35.7	25 to 35	73.8	90	53.6
24/01/2023	19:00	0	1	2	35	29	12	1	1	0	0	0	0	0	0	0	0	0	0	0	0	81	30.9	35.8	25 to 35	79.0	43	53.1
24/01/2023	20:00	0	2	4	13	19	17	3	1	0	0	0	0	0	0	0	0	0	0	0	0	59	32.3	38.5	30 to 40	61.0	40	67.8
24/01/2023	21:00	0	1	1	15	11	2	2	1	0	0	0	0	0	0	0	0	0	0	0	0	33	30.7	35	25 to 35	78.8	16	48.5
24/01/2023	22:00	0	0	4	12	12	5	1	0	0	0	0	0	0	0	0	0	0	0	0	0	34	30.5	36	25 to 35	70.6	18	52.9
24/01/2023	23:00	0	0	1	1	2	1	2	0	0	0	0	0	0	0	0	0	0	0	0	0	7	33.7	42.5	25 to 35	42.9	5	71.4
24 Hr Summary		4	36	269	1157	1056	405	82	13	2	0	0	0	0	0	0	0	0	0	0	0	3024	30.5	35.6	25 to 35	73.2	1558	51.5

Outgoing Histogram

A170 outward 2023

from Wed-Nov-02-2022-12-00-AM to Sat-Feb-18-2023-11-59-PM

Date	Starting Hr:min	<15	15 to <20	20 to <25	25 to <30	30 to <35	35 to <40	40 to <45	45 to <50	50 to <55	55 to <60	60 to <65	65 to <70	70 to <75	75 to <80	80 to <85	85 to <90	90 to <95	95 to <100	100 to >105	Total Counts	Avg Speed (MPH)	85pet Speed	10MPH Pace	% in pace	# of Speeders	% Speeders	
25/01/2023	00:00	0	0	1	0	1	0	0	0	0	0	0	0	0	0	0	0	0	0	0	0	2	27	35	15 to 25	50.0	1	50.0
25/01/2023	01:00	0	0	0	0	0	0	0	0	0	0	0	0	0	0	0	0	0	0	0	0	0	0	0	*	*	*	*
25/01/2023	02:00	0	0	0	0	0	0	0	0	0	0	0	0	0	0	0	0	0	0	0	0	0	0	0	*	*	*	*
25/01/2023	03:00	0	0	0	2	2	2	1	0	0	0	0	0	0	0	0	0	0	0	0	0	7	33.6	40	25 to 35	57.1	5	71.4
25/01/2023	04:00	0	0	0	1	1	0	0	1	0	1	0	0	0	0	0	0	0	0	0	0	4	40.8	50	25 to 35	50.0	3	75.0
25/01/2023	05:00	0	0	0	0	5	0	1	0	0	0	0	0	0	0	0	0	0	0	0	0	6	33.8	35	25 to 35	83.3	6	100.0
25/01/2023	06:00	0	0	1	10	11	6	6	1	0	0	0	0	0	0	0	0	0	0	0	0	35	33.6	41.7	25 to 35	60.0	24	68.6
25/01/2023	07:00	0	1	11	54	40	25	6	1	1	0	0	0	0	0	0	0	0	0	0	0	139	31.2	37.4	25 to 35	67.6	73	52.5
25/01/2023	08:00	0	4	28	117	87	29	7	0	0	0	0	0	0	0	0	0	0	0	0	0	272	29.9	34.7	25 to 35	75.0	123	45.2
25/01/2023	09:00	0	1	23	94	85	25	14	4	0	0	0	0	0	0	0	0	0	0	0	0	246	30.9	36.2	25 to 35	72.8	128	52.0
25/01/2023	10:00	0	5	22	102	86	23	7	3	0	0	0	0	0	0	0	0	0	0	0	0	248	30.2	34.8	25 to 35	75.8	119	48.0
25/01/2023	11:00	0	1	18	84	73	35	9	0	0	0	0	0	0	0	0	0	0	0	0	0	220	30.9	36.6	25 to 35	71.4	117	53.2
25/01/2023	12:00	0	5	37	82	85	28	3	1	0	0	0	0	0	0	0	0	0	0	0	0	241	29.7	34.8	25 to 35	69.3	117	48.5
25/01/2023	13:00	2	1	13	61	82	28	7	0	0	0	0	0	0	0	0	0	0	0	0	0	194	31	36.1	25 to 35	73.7	117	60.3
25/01/2023	14:00	0	0	21	93	78	26	6	0	1	0	0	0	0	0	0	0	0	0	0	0	225	30.4	34.9	25 to 35	76.0	111	49.3
25/01/2023	15:00	1	5	34	101	104	31	7	1	1	0	0	0	0	0	0	0	0	0	0	0	285	30.1	34.9	25 to 35	71.9	144	50.5
25/01/2023	16:00	1	6	29	129	100	32	6	0	0	0	0	0	0	0	0	0	0	0	0	0	303	29.7	34.6	25 to 35	75.6	138	45.5
25/01/2023	17:00	0	5	32	117	96	35	6	0	0	0	0	0	0	0	0	0	0	0	0	0	291	29.9	34.8	25 to 35	73.2	137	47.1
25/01/2023	18:00	0	1	21	56	75	20	8	1	0	0	0	0	0	0	0	0	0	0	0	0	182	30.8	35.5	25 to 35	72.0	104	57.1
25/01/2023	19:00	0	3	13	35	47	9	6	1	0	0	0	0	0	0	0	0	0	0	0	0	114	30.4	34.9	25 to 35	71.9	63	55.3
25/01/2023	20:00	0	0	1	17	21	10	5	2	0	0	0	0	0	0	0	0	0	0	0	0	56	33	39.5	25 to 35	67.9	38	67.9
25/01/2023	21:00	0	3	11	32	20	7	2	0	0	0	0	0	0	0	0	0	0	0	0	0	75	29	34.5	25 to 35	69.3	29	38.7
25/01/2023	22:00	0	1	5	8	9	2	1	2	0	0	0	0	0	0	0	0	0	0	0	0	28	30.4	37.5	25 to 35	60.7	14	50.0
25/01/2023	23:00	0	0	1	5	5	1	3	0	0	0	0	0	0	0	0	0	0	0	0	0	15	32.3	41.7	25 to 35	66.7	9	60.0
24 Hr Summary		4	42	322	1200	1113	374	111	18	3	1	0	0	0	0	0	0	0	0	0	0	3188	30.4	35.4	25 to 35	72.6	1620	50.8

Outgoing Histogram

A170 outward 2023

from Wed-Nov-02-2022-12-00-AM to Sat-Feb-18-2023-11-59-PM

Date	Starting Hr:min	<15	15 to <20	20 to <25	25 to <30	30 to <35	35 to <40	40 to <45	45 to <50	50 to <55	55 to <60	60 to <65	65 to <70	70 to <75	75 to <80	80 to <85	85 to <90	90 to <95	95 to <100	100 to >105	Total Counts	Avg Speed (MPH)	85pet Speed	10MPH Pace	% in pace	# of Speeders	% Speeders	
26/01/2023	00:00	0	0	0	0	0	3	0	0	0	0	0	0	0	0	0	0	0	0	0	0	3	37	40	30 to 40	100.0	3	100.0
26/01/2023	01:00	0	0	0	0	0	1	1	0	1	0	0	0	0	0	0	0	0	0	0	0	3	43.7	55	35 to 45	66.7	3	100.0
26/01/2023	02:00	0	0	0	1	0	0	0	0	0	0	0	0	0	0	0	0	0	0	0	0	1	27	30	20 to 30	100.0	*	*
26/01/2023	03:00	0	0	0	2	1	0	0	0	0	0	0	0	0	0	0	0	0	0	0	0	3	28.7	35	25 to 35	100.0	1	33.3
26/01/2023	04:00	0	0	0	0	0	0	1	0	0	0	0	0	0	0	0	0	0	0	0	0	1	42	45	35 to 45	100.0	1	100.0
26/01/2023	05:00	0	0	0	2	2	4	3	1	0	0	0	0	0	0	0	0	0	0	0	0	12	36.8	43.3	35 to 45	58.3	10	83.3
26/01/2023	06:00	0	0	5	18	10	7	4	1	0	0	0	0	0	0	0	0	0	0	0	0	45	31.3	38.6	25 to 35	62.2	22	48.9
26/01/2023	07:00	0	0	9	46	46	20	6	3	0	0	0	0	0	0	0	0	0	0	0	0	130	31.6	37.2	25 to 35	70.8	75	57.7
26/01/2023	08:00	0	2	24	108	98	21	3	0	0	0	0	0	0	0	0	0	0	0	0	0	256	29.8	34.3	25 to 35	80.5	122	47.7
26/01/2023	09:00	0	1	27	78	85	27	4	0	0	0	0	0	0	0	0	0	0	0	0	0	222	30.2	34.9	25 to 35	73.4	116	52.3
26/01/2023	10:00	0	1	20	75	81	30	7	1	0	0	0	0	0	0	0	0	0	0	0	0	215	30.8	36	25 to 35	72.6	119	55.3
26/01/2023	11:00	0	0	20	74	71	37	9	1	0	0	0	0	0	0	0	0	0	0	0	0	212	31.2	37	25 to 35	68.4	118	55.7
26/01/2023	12:00	0	2	33	93	74	26	3	0	0	0	0	1	0	0	0	0	0	0	0	0	232	29.8	34.7	25 to 35	72.0	104	44.8
26/01/2023	13:00	0	2	35	87	88	24	3	0	1	0	0	0	0	0	0	0	0	0	0	0	240	29.8	34.5	25 to 35	72.9	116	48.3
26/01/2023	14:00	2	3	26	100	97	27	6	0	0	0	0	0	0	0	0	0	0	0	0	0	261	30	34.7	25 to 35	75.5	130	49.8
26/01/2023	15:00	1	12	41	137	88	24	7	1	0	0	0	0	0	0	0	0	0	0	0	0	311	29	34.1	25 to 35	72.3	120	38.6
26/01/2023	16:00	1	8	29	115	100	39	8	1	0	0	0	0	0	0	0	0	0	0	0	0	301	30.1	35.4	25 to 35	71.4	148	49.2
26/01/2023	17:00	1	4	32	108	98	33	8	0	0	0	0	0	0	0	0	0	0	0	0	0	284	30	34.9	25 to 35	72.5	139	48.9
26/01/2023	18:00	0	6	12	59	66	36	7	1	2	0	0	0	0	0	0	0	0	0	0	0	189	31.4	37.5	25 to 35	66.1	112	59.3
26/01/2023	19:00	0	1	8	31	42	25	3	1	0	0	0	0	0	0	0	0	0	0	0	0	111	31.7	37.4	25 to 35	65.8	71	64.0
26/01/2023	20:00	0	0	4	15	15	11	5	2	1	0	0	0	0	0	0	0	0	0	0	0	53	33.2	40	25 to 35	56.6	34	64.2
26/01/2023	21:00	0	0	4	20	21	14	3	1	2	0	0	0	0	0	0	0	0	0	0	0	65	32.6	38.6	25 to 35	63.1	41	63.1
26/01/2023	22:00	0	0	3	6	7	7	4	0	0	0	0	0	0	0	0	0	0	0	0	0	27	32.9	40	30 to 40	51.9	18	66.7
26/01/2023	23:00	0	0	1	6	7	4	1	0	0	0	0	0	0	0	0	0	0	0	0	0	19	31.7	37.5	25 to 35	68.4	12	63.2
24 Hr Summary		5	42	333	1181	1097	420	96	14	7	0	0	1	0	0	0	0	0	0	0	0	3196	30.4	35.7	25 to 35	71.3	1635	51.2

Outgoing Histogram

A170 outward 2023

from Wed-Nov-02-2022-12-00-AM to Sat-Feb-18-2023-11-59-PM

Date	Starting Hr:min	<15	15 to <20	20 to <25	25 to <30	30 to <35	35 to <40	40 to <45	45 to <50	50 to <55	55 to <60	60 to <65	65 to <70	70 to <75	75 to <80	80 to <85	85 to <90	90 to <95	95 to <100	100 to >105	Total Counts	Avg Speed (MPH)	85pct Speed	10MPH Pace	% in pace	# of Speeders	% Speeders	
27/01/2023	00:00	0	0	0	1	1	3	0	0	0	0	0	0	0	0	0	0	0	0	0	0	5	34.2	38.3	30 to 40	80.0	4	80.0
27/01/2023	01:00	0	0	0	1	1	0	0	0	0	0	0	0	0	0	0	0	0	0	0	0	2	29.5	35	25 to 35	100.0	1	50.0
27/01/2023	02:00	0	0	0	0	0	1	1	0	0	0	0	0	0	0	0	0	0	0	0	0	2	39.5	45	35 to 45	100.0	2	100.0
27/01/2023	03:00	0	0	0	0	1	0	0	1	0	0	0	0	0	0	0	0	0	0	0	0	2	39.5	50	25 to 35	50.0	2	100.0
27/01/2023	04:00	0	0	0	1	1	1	0	0	0	0	0	0	0	0	0	0	0	0	0	0	3	32	40	25 to 35	66.7	2	66.7
27/01/2023	05:00	0	0	0	0	2	1	2	0	0	0	0	0	0	0	0	0	0	0	0	0	5	37	42.5	30 to 40	60.0	5	100.0
27/01/2023	06:00	0	0	0	7	5	9	5	5	1	0	0	0	0	0	0	0	0	0	0	0	32	37.2	46	30 to 40	43.8	25	78.1
27/01/2023	07:00	0	0	6	43	42	20	5	3	0	0	0	0	0	0	0	0	0	0	0	0	119	31.8	37.5	25 to 35	71.4	70	58.8
27/01/2023	08:00	0	4	35	103	75	30	6	0	0	0	0	0	0	0	0	0	0	0	0	0	253	29.7	34.9	25 to 35	70.4	111	43.9
27/01/2023	09:00	2	4	16	91	81	49	9	2	0	0	0	0	0	0	0	0	0	0	0	0	254	31.1	37.2	25 to 35	67.7	141	55.5
27/01/2023	10:00	0	6	21	111	77	37	6	2	0	0	0	0	0	0	0	0	0	0	0	0	260	30.3	35.8	25 to 35	72.3	122	46.9
27/01/2023	11:00	0	2	14	81	98	38	9	0	0	0	0	0	0	0	0	0	0	0	0	0	242	31.3	36.4	25 to 35	74.0	145	59.9
27/01/2023	12:00	2	5	25	112	94	50	11	0	0	0	0	0	0	0	0	0	0	0	0	0	299	30.6	36.6	25 to 35	68.9	155	51.8
27/01/2023	13:00	0	3	23	105	96	33	5	0	0	0	0	0	0	0	0	0	0	0	0	0	265	30.3	34.9	25 to 35	75.8	134	50.6
27/01/2023	14:00	0	8	36	115	106	41	6	1	0	0	0	0	0	0	0	0	0	0	0	0	313	30	35.1	25 to 35	70.6	154	49.2
27/01/2023	15:00	0	7	36	144	110	37	9	0	0	0	0	0	0	0	0	0	0	0	0	0	343	29.8	34.8	25 to 35	74.1	156	45.5
27/01/2023	16:00	0	1	33	115	112	43	18	0	0	0	0	0	0	0	0	0	0	0	0	0	322	30.9	36.5	25 to 35	70.5	173	53.7
27/01/2023	17:00	0	7	38	134	106	39	8	0	0	0	0	0	0	0	0	0	0	0	0	0	332	29.8	34.9	25 to 35	72.3	153	46.1
27/01/2023	18:00	0	3	12	70	61	32	14	1	3	1	0	0	0	0	0	0	0	0	0	0	197	31.9	38.3	25 to 35	66.5	112	56.9
27/01/2023	19:00	0	0	11	43	42	18	8	0	1	0	0	0	0	0	0	0	0	0	0	0	123	31.4	37.5	25 to 35	69.1	69	56.1
27/01/2023	20:00	0	0	3	18	26	15	2	1	0	0	0	0	0	0	0	0	0	0	0	0	65	32.3	37.7	25 to 35	67.7	44	67.7
27/01/2023	21:00	0	1	2	15	19	13	1	0	0	0	0	0	0	0	0	0	0	0	0	0	51	31.7	37.3	25 to 35	66.7	33	64.7
27/01/2023	22:00	0	0	6	12	17	7	3	2	0	0	0	0	0	0	0	0	0	0	0	0	47	31.9	38.6	25 to 35	61.7	29	61.7
27/01/2023	23:00	0	0	0	4	2	5	2	0	1	0	0	0	0	0	0	0	0	0	0	0	14	35.4	42.5	30 to 40	50.0	10	71.4
24 Hr Summary		4	51	317	1326	1175	522	130	18	6	1	0	0	0	0	0	0	0	0	0	0	3550	30.7	36.4	25 to 35	70.5	1852	52.2

Outgoing Histogram

A170 outward 2023

from Wed-Nov-02-2022-12-00-AM to Sat-Feb-18-2023-11-59-PM

Date	Starting Hr:min	<15	15 to <20	20 to <25	25 to <30	30 to <35	35 to <40	40 to <45	45 to <50	50 to <55	55 to <60	60 to <65	65 to <70	70 to <75	75 to <80	80 to <85	85 to <90	90 to <95	95 to <100	100 to >105	Total Counts	Avg Speed (MPH)	85pet Speed	10MPH Pace	% in pace	# of Speeders	% Speeders	
28/01/2023	00:00	0	0	0	3	2	1	2	0	0	0	0	0	0	0	0	0	0	0	0	0	8	33.4	42.5	25 to 35	62.5	5	62.5
28/01/2023	01:00	0	0	0	0	0	1	2	0	1	0	0	0	0	0	0	0	0	0	0	0	4	43.3	45	35 to 45	75.0	4	100.0
28/01/2023	02:00	0	0	0	0	0	0	1	0	0	0	0	0	0	0	0	0	0	0	0	0	1	42	45	35 to 45	100.0	1	100.0
28/01/2023	03:00	0	0	0	0	1	2	1	1	0	0	0	0	0	0	0	0	0	0	0	0	5	39	45	30 to 40	60.0	5	100.0
28/01/2023	04:00	0	0	0	1	1	1	1	0	0	0	0	0	0	0	0	0	0	0	0	0	4	34.5	40	25 to 35	50.0	3	75.0
28/01/2023	05:00	0	0	0	4	1	2	1	1	0	0	0	0	0	0	0	0	0	0	0	0	9	33.8	45	25 to 35	55.6	5	55.6
28/01/2023	06:00	0	0	3	4	6	4	3	2	0	0	0	0	0	0	0	0	0	0	0	0	22	33.7	43.3	25 to 35	45.5	15	68.2
28/01/2023	07:00	0	1	3	11	14	12	4	1	0	0	0	0	0	0	0	0	0	0	0	0	46	32.7	39.2	30 to 40	56.5	31	67.4
28/01/2023	08:00	0	1	10	32	39	18	11	3	1	0	0	0	0	0	0	0	0	0	0	0	115	32.4	39.4	25 to 35	61.7	72	62.6
28/01/2023	09:00	0	2	15	54	60	24	8	2	0	0	0	0	0	0	0	0	0	0	0	0	165	31.1	36.9	25 to 35	69.1	94	57.0
28/01/2023	10:00	0	4	26	83	84	30	14	4	0	0	0	0	0	0	0	0	0	0	0	0	245	30.9	36.8	25 to 35	68.2	132	53.9
28/01/2023	11:00	2	2	14	76	75	38	10	3	0	0	0	0	0	0	0	0	0	0	0	0	220	31.3	37.4	25 to 35	68.6	126	57.3
28/01/2023	12:00	3	4	15	90	79	41	9	2	2	0	0	0	0	0	0	0	0	0	0	0	245	31	37.1	25 to 35	69.0	133	54.3
28/01/2023	13:00	1	2	22	89	79	51	11	2	0	0	0	0	0	0	0	0	0	0	0	0	257	31.2	37.5	25 to 35	65.4	143	55.6
28/01/2023	14:00	0	3	23	87	86	45	11	1	0	0	0	0	0	0	0	0	0	0	0	0	256	31.1	37.1	25 to 35	67.6	143	55.9
28/01/2023	15:00	1	2	25	94	97	32	6	1	0	0	0	0	0	0	0	0	0	0	0	0	258	30.4	35	25 to 35	74.0	136	52.7
28/01/2023	16:00	0	1	18	86	95	44	12	2	1	0	0	0	0	0	0	0	0	0	0	0	259	31.6	37.3	25 to 35	69.9	154	59.5
28/01/2023	17:00	0	4	17	72	62	28	6	0	0	0	0	0	0	0	0	0	0	0	0	0	189	30.4	36.1	25 to 35	70.9	96	50.8
28/01/2023	18:00	0	3	13	44	39	18	7	2	1	0	0	0	0	0	0	0	0	0	0	0	127	31	37.5	25 to 35	65.4	67	52.8
28/01/2023	19:00	0	1	3	32	39	19	5	2	0	0	0	0	0	0	0	0	0	0	0	0	101	32.1	37.9	25 to 35	70.3	65	64.4
28/01/2023	20:00	0	0	4	14	17	8	4	4	1	0	0	0	0	0	0	0	0	0	0	0	52	33.3	41.2	25 to 35	59.6	34	65.4
28/01/2023	21:00	0	1	6	13	17	7	0	2	0	0	0	0	0	0	0	0	0	0	0	0	46	30.8	36.4	25 to 35	65.2	26	56.5
28/01/2023	22:00	0	0	5	15	22	12	3	1	0	0	0	0	0	0	0	0	0	0	0	0	58	32	37.9	25 to 35	63.8	38	65.5
28/01/2023	23:00	0	0	0	5	12	8	1	1	1	0	0	0	0	0	0	0	0	0	0	0	28	34.5	39.4	30 to 40	71.4	23	82.1
24 Hr Summary		7	31	222	909	927	446	133	37	8	0	0	0	0	0	0	0	0	0	0	2720	31.3	37.4	25 to 35	67.5	1551	57.0	

Outgoing Histogram

A170 outward 2023

from Wed-Nov-02-2022-12-00-AM to Sat-Feb-18-2023-11-59-PM

Date	Starting Hr:min	<15	15 to <20	20 to <25	25 to <30	30 to <35	35 to <40	40 to <45	45 to <50	50 to <55	55 to <60	60 to <65	65 to <70	70 to <75	75 to <80	80 to <85	85 to <90	90 to <95	95 to <100	100 to >105	Total Counts	Avg Speed (MPH)	85pct Speed	10MPH Pace	% in pace	# of Speeders	% Speeders	
29/01/2023	00:00	0	0	1	5	2	3	0	0	0	0	0	0	0	0	0	0	0	0	0	0	11	30.5	36.7	25 to 35	63.6	5	45.5
29/01/2023	01:00	0	0	0	1	1	0	0	0	1	0	0	0	0	0	0	0	0	0	0	0	3	37	55	25 to 35	66.7	2	66.7
29/01/2023	02:00	0	0	0	0	1	0	1	0	0	0	0	0	0	0	0	0	0	0	0	0	2	37	45	25 to 35	50.0	2	100.0
29/01/2023	03:00	0	0	0	0	0	2	0	0	0	0	0	0	0	0	0	0	0	0	0	0	2	37	40	30 to 40	100.0	2	100.0
29/01/2023	04:00	0	0	0	0	2	1	0	0	0	0	0	0	0	0	0	0	0	0	0	0	3	33.7	40	30 to 40	100.0	3	100.0
29/01/2023	05:00	0	0	0	0	2	1	0	0	0	0	0	0	0	0	0	0	0	0	0	0	3	33.7	40	30 to 40	100.0	3	100.0
29/01/2023	06:00	0	0	0	3	4	3	1	0	0	0	0	0	0	0	0	0	0	0	0	0	11	33.2	38.3	25 to 35	63.6	8	72.7
29/01/2023	07:00	0	0	2	6	7	7	2	3	0	0	0	0	0	0	0	0	0	0	0	0	27	34.1	42.5	30 to 40	51.9	19	70.4
29/01/2023	08:00	1	0	4	21	17	8	3	1	0	0	0	0	0	0	0	0	0	0	0	0	55	30.9	37.5	25 to 35	69.1	29	52.7
29/01/2023	09:00	0	3	7	32	34	23	4	1	0	0	0	0	0	0	0	0	0	0	0	0	104	31.4	37.6	25 to 35	63.5	62	59.6
29/01/2023	10:00	0	1	16	65	90	46	12	0	0	0	0	0	0	0	0	0	0	0	0	0	230	31.8	37.6	25 to 35	67.4	148	64.3
29/01/2023	11:00	7	3	13	59	62	43	9	3	0	0	0	0	0	0	0	0	0	0	0	0	199	31.1	37.9	25 to 35	60.8	117	58.8
29/01/2023	12:00	0	4	25	90	98	37	7	4	0	0	0	0	0	0	0	0	0	0	0	0	265	30.8	36.1	25 to 35	70.9	146	55.1
29/01/2023	13:00	2	5	25	79	96	46	13	5	0	0	0	0	0	0	0	0	0	0	0	0	271	31.3	37.5	25 to 35	64.6	160	59.0
29/01/2023	14:00	1	0	15	78	82	33	8	0	1	0	0	0	0	0	0	0	0	0	0	0	218	31.1	36.4	25 to 35	73.4	124	56.9
29/01/2023	15:00	1	3	17	78	96	41	7	3	0	0	0	0	0	0	0	0	0	0	0	0	246	31.2	36.7	25 to 35	70.7	147	59.8
29/01/2023	16:00	0	4	22	75	81	36	8	0	0	0	0	0	0	0	0	0	0	0	0	0	226	30.7	36.4	25 to 35	69.0	125	55.3
29/01/2023	17:00	0	1	19	40	55	27	10	0	0	0	0	0	0	0	0	0	0	0	0	0	152	31.3	37.6	25 to 35	62.5	92	60.5
29/01/2023	18:00	0	0	5	30	35	12	6	0	0	0	0	0	0	0	0	0	0	0	0	0	88	31.5	37.1	25 to 35	73.9	53	60.2
29/01/2023	19:00	0	0	7	17	19	19	4	3	0	0	0	0	0	0	0	0	0	0	0	0	69	32.8	39.2	30 to 40	55.1	45	65.2
29/01/2023	20:00	0	0	5	9	18	5	3	2	2	0	0	0	0	0	0	0	0	0	0	0	44	33	40	25 to 35	61.4	30	68.2
29/01/2023	21:00	0	1	2	12	8	4	2	0	0	0	0	0	0	0	0	0	0	0	0	0	29	30.4	37.5	25 to 35	69.0	14	48.3
29/01/2023	22:00	0	0	1	5	7	4	1	0	0	0	0	0	0	0	0	0	0	0	0	0	18	31.9	37.5	25 to 35	66.7	12	66.7
29/01/2023	23:00	0	0	0	3	0	2	0	0	0	0	0	0	0	0	0	0	0	0	0	0	5	31.4	37.5	20 to 30	60.0	2	40.0
24 Hr Summary		12	25	186	708	817	403	101	25	4	0	0	0	0	0	0	0	0	0	0	0	2281	31.3	37.4	25 to 35	66.9	1350	59.2

Outgoing Histogram

A170 outward 2023

from Wed-Nov-02-2022-12-00-AM to Sat-Feb-18-2023-11-59-PM

Date	Starting Hr:min	<15	15 to <20	20 to <25	25 to <30	30 to <35	35 to <40	40 to <45	45 to <50	50 to <55	55 to <60	60 to <65	65 to <70	70 to <75	75 to <80	80 to <85	85 to <90	90 to <95	95 to <100	100 to >105	Total Counts	Avg Speed (MPH)	85pet Speed	10MPH Pace	% in pace	# of Speeders	% Speeders	
30/01/2023	00:00	0	0	0	0	1	0	1	1	0	0	0	0	0	0	0	0	0	0	0	0	3	40.3	50	40 to 50	66.7	3	100.0
30/01/2023	01:00	0	0	2	0	2	0	0	0	0	0	0	0	0	0	0	0	0	0	0	0	4	27	32.5	15 to 25	50.0	2	50.0
30/01/2023	02:00	0	0	0	0	1	1	0	0	0	0	0	0	0	0	0	0	0	0	0	0	2	34.5	40	30 to 40	100.0	2	100.0
30/01/2023	03:00	0	0	0	0	0	1	1	0	0	0	0	0	0	0	0	0	0	0	0	0	2	39.5	45	35 to 45	100.0	2	100.0
30/01/2023	04:00	0	0	1	1	2	1	0	0	0	0	0	0	0	0	0	0	0	0	0	0	5	30	35	25 to 35	60.0	3	60.0
30/01/2023	05:00	0	0	1	2	3	3	1	1	0	0	0	0	0	0	0	0	0	0	0	0	11	33.9	40	30 to 40	54.5	8	72.7
30/01/2023	06:00	0	1	3	10	11	9	5	1	0	0	0	0	0	0	0	0	0	0	0	0	40	32.7	40	25 to 35	52.5	26	65.0
30/01/2023	07:00	0	2	10	41	41	34	9	1	1	0	0	0	0	0	0	0	0	0	0	0	139	32.2	38.5	25 to 35	59.0	86	61.9
30/01/2023	08:00	0	3	23	123	97	33	4	2	1	0	0	0	0	0	0	0	0	0	0	0	286	30.3	34.8	25 to 35	76.9	137	47.9
30/01/2023	09:00	0	6	13	74	72	45	11	0	0	0	0	0	0	0	0	0	0	0	0	0	221	31.3	37.6	25 to 35	66.1	128	57.9
30/01/2023	10:00	2	6	28	75	71	38	9	0	0	0	0	0	0	0	0	0	0	0	0	0	229	30.2	36.7	25 to 35	63.8	118	51.5
30/01/2023	11:00	0	3	13	87	103	42	7	0	0	0	0	0	0	0	0	0	0	0	0	0	255	31.2	36.3	25 to 35	74.5	152	59.6
30/01/2023	12:00	0	1	15	62	93	54	4	0	0	0	0	0	0	0	0	0	0	0	0	0	229	31.8	37.2	25 to 35	67.7	151	65.9
30/01/2023	13:00	0	3	13	63	74	32	9	3	0	0	0	0	0	0	0	0	0	0	0	0	197	31.5	37.2	25 to 35	69.5	118	59.9
30/01/2023	14:00	0	4	20	76	85	36	4	2	1	0	0	0	0	0	0	0	0	0	0	0	228	30.9	36.2	25 to 35	70.6	128	56.1
30/01/2023	15:00	0	5	19	117	88	39	6	1	1	0	0	0	0	0	0	0	0	0	0	0	276	30.4	35.8	25 to 35	74.3	135	48.9
30/01/2023	16:00	0	4	23	113	102	36	11	1	1	0	0	0	0	0	0	0	0	0	0	0	291	30.6	35.7	25 to 35	73.9	151	51.9
30/01/2023	17:00	1	4	28	110	100	26	6	1	0	0	0	0	0	0	0	0	0	0	0	0	276	29.9	34.6	25 to 35	76.1	133	48.2
30/01/2023	18:00	0	1	14	77	64	25	4	1	0	0	0	0	0	0	0	0	0	0	0	0	186	30.5	35.4	25 to 35	75.8	94	50.5
30/01/2023	19:00	0	1	10	33	34	15	2	3	0	0	0	0	0	0	0	0	0	0	0	0	98	31	36.7	25 to 35	68.4	54	55.1
30/01/2023	20:00	0	1	7	18	26	16	6	1	0	0	1	0	0	0	0	0	0	0	0	0	76	32.5	39.1	25 to 35	57.9	50	65.8
30/01/2023	21:00	0	1	5	11	18	8	6	2	0	0	0	0	0	0	0	0	0	0	0	0	51	32.6	40	25 to 35	56.9	34	66.7
30/01/2023	22:00	0	0	1	16	6	7	2	2	1	0	0	0	0	0	0	0	0	0	0	0	35	32.7	40	25 to 35	62.9	18	51.4
30/01/2023	23:00	0	0	1	1	4	2	1	0	0	0	0	0	0	0	0	0	0	0	0	0	9	32.8	40	30 to 40	66.7	7	77.8
24 Hr Summary		3	46	250	1110	1098	503	109	23	6	0	1	0	0	0	0	0	0	0	0	0	3149	31	36.7	25 to 35	70.1	1740	55.3



Outgoing Histogram

A170 outward 2023

from Wed-Nov-02-2022-12-00-AM to Sat-Feb-18-2023-11-59-PM

Date	Starting Hr:min	<15	15 to <20	20 to <25	25 to <30	30 to <35	35 to <40	40 to <45	45 to <50	50 to <55	55 to <60	60 to <65	65 to <70	70 to <75	75 to <80	80 to <85	85 to <90	90 to <95	95 to <100	100 to >105	Total Counts	Avg Speed (MPH)	85pet Speed	10MPH Pace	% in pace	# of Speeders	% Speeders	
31/01/2023	00:00	0	0	0	1	2	0	0	0	0	0	0	0	0	0	0	0	0	0	0	0	3	30.3	35	25 to 35	100.0	2	66.7
31/01/2023	01:00	0	0	0	0	1	0	0	0	0	0	0	0	0	0	0	0	0	0	0	0	1	32	35	25 to 35	100.0	1	100.0
31/01/2023	02:00	0	0	0	1	0	2	0	0	0	0	0	0	0	0	0	0	0	0	0	0	3	34	40	30 to 40	66.7	2	66.7
31/01/2023	03:00	0	0	0	0	0	0	0	0	0	0	0	0	0	0	0	0	0	0	0	0	0	0	0	*	*	*	*
31/01/2023	04:00	0	0	1	1	4	0	0	0	0	0	0	0	0	0	0	0	0	0	0	0	6	29.7	33.8	25 to 35	83.3	4	66.7
31/01/2023	05:00	0	0	0	1	5	3	4	0	0	0	0	0	0	0	0	0	0	0	0	0	13	36.2	42.5	30 to 40	61.5	12	92.3
31/01/2023	06:00	0	0	1	10	11	8	5	1	0	0	0	0	0	0	0	0	0	0	0	0	36	33.6	41	25 to 35	58.3	25	69.4
31/01/2023	07:00	0	2	11	44	53	25	9	3	0	0	0	0	0	0	0	0	0	0	0	0	147	31.8	38	25 to 35	66.0	90	61.2
31/01/2023	08:00	0	4	35	103	96	28	9	2	0	0	0	0	0	0	0	0	0	0	0	0	277	30.1	34.8	25 to 35	71.8	135	48.7
31/01/2023	09:00	0	5	19	78	79	36	7	1	0	0	0	0	0	0	0	0	0	0	0	0	225	30.7	36.4	25 to 35	69.8	123	54.7
31/01/2023	10:00	1	2	11	72	79	50	9	0	0	0	0	0	0	0	0	0	0	0	0	0	224	31.7	37.5	25 to 35	67.4	138	61.6
31/01/2023	11:00	0	5	23	100	85	37	7	1	0	0	0	0	0	0	0	0	0	0	0	0	258	30.4	35.8	25 to 35	71.7	130	50.4
31/01/2023	12:00	0	1	20	75	89	36	14	3	0	0	0	0	0	0	0	0	0	0	0	0	238	31.5	37.4	25 to 35	68.9	142	59.7
31/01/2023	13:00	0	1	9	63	82	38	9	1	0	0	0	0	0	0	0	0	0	0	0	0	203	31.9	37.4	25 to 35	71.4	130	64.0
31/01/2023	14:00	1	2	18	92	73	44	10	0	1	0	0	0	0	0	0	0	0	0	0	0	241	31	37.2	25 to 35	68.5	128	53.1
31/01/2023	15:00	0	5	35	115	96	44	4	0	0	0	0	0	0	0	0	0	0	0	0	0	299	30	35.3	25 to 35	70.6	144	48.2
31/01/2023	16:00	2	2	27	117	105	27	8	2	1	0	0	0	0	0	0	0	0	0	0	0	291	30.2	34.7	25 to 35	76.3	143	49.1
31/01/2023	17:00	0	5	38	95	97	44	8	0	0	0	0	0	0	0	0	0	0	0	0	0	287	30.3	36	25 to 35	66.9	149	51.9
31/01/2023	18:00	1	4	7	75	71	29	4	4	0	0	0	0	0	0	0	0	0	0	0	0	195	31	36.4	25 to 35	74.9	108	55.4
31/01/2023	19:00	0	3	9	38	31	22	8	0	0	0	0	0	0	0	0	0	0	0	0	0	111	31.2	38	25 to 35	62.2	61	55.0
31/01/2023	20:00	1	0	6	20	21	14	9	1	0	0	0	0	0	0	0	0	0	0	0	0	72	32.3	39.6	25 to 35	56.9	45	62.5
31/01/2023	21:00	0	1	3	17	12	12	4	0	0	0	0	0	0	0	0	0	0	0	0	0	49	31.8	38.8	25 to 35	59.2	28	57.1
31/01/2023	22:00	0	1	1	4	5	2	3	0	0	0	0	0	0	0	0	0	0	0	0	0	16	31.9	41.7	25 to 35	56.3	10	62.5
31/01/2023	23:00	0	0	2	3	1	4	0	0	1	0	0	0	0	0	0	0	0	0	0	0	11	32.7	38.8	20 to 30	45.5	6	54.5
24 Hr Summary		6	39	276	1125	1098	505	131	19	3	0	0	0	0	0	0	0	0	0	0	3206	30.9	36.8	25 to 35	69.3	1756	54.8	

Outgoing Histogram

A170 outward 2023

from Wed-Nov-02-2022-12-00-AM to Sat-Feb-18-2023-11-59-PM

Date	Starting Hr:min	<15	15 to <20	20 to <25	25 to <30	30 to <35	35 to <40	40 to <45	45 to <50	50 to <55	55 to <60	60 to <65	65 to <70	70 to <75	75 to <80	80 to <85	85 to <90	90 to <95	95 to <100	100 to >105	Total Counts	Avg Speed (MPH)	85pet Speed	10MPH Pace	% in pace	# of Speeders	% Speeders	
01/02/2023	00:00	0	0	0	2	1	1	1	0	0	0	0	0	0	0	0	0	0	0	0	0	5	33	40	25 to 35	60.0	3	60.0
01/02/2023	01:00	0	0	0	0	0	0	1	0	0	0	0	0	0	0	0	0	0	0	0	0	1	42	45	35 to 45	100.0	1	100.0
01/02/2023	02:00	0	0	0	0	1	0	0	1	0	0	0	0	0	0	0	0	0	0	0	0	2	39.5	50	25 to 35	50.0	2	100.0
01/02/2023	03:00	0	0	0	2	1	2	0	0	0	0	0	0	0	0	0	0	0	0	0	0	5	32	37.5	25 to 35	60.0	3	60.0
01/02/2023	04:00	0	0	0	1	3	0	0	0	0	0	0	0	0	0	0	0	0	0	0	0	4	31	33.3	25 to 35	100.0	3	75.0
01/02/2023	05:00	0	0	0	0	3	2	0	1	1	0	0	0	0	0	0	0	0	0	0	0	7	38.4	50	30 to 40	71.4	7	100.0
01/02/2023	06:00	0	0	0	14	13	14	4	0	0	0	0	0	0	0	0	0	0	0	0	0	45	33.3	38.9	25 to 35	60.0	31	68.9
01/02/2023	07:00	0	3	11	44	59	19	7	2	2	0	0	0	0	0	0	0	0	0	0	0	147	31.5	37.1	25 to 35	70.1	89	60.5
01/02/2023	08:00	1	0	32	102	103	38	2	1	0	0	0	0	0	0	0	0	0	0	0	0	279	30.2	35	25 to 35	73.5	144	51.6
01/02/2023	09:00	0	3	21	92	88	37	9	1	0	0	0	0	0	0	0	0	0	0	0	0	251	30.8	36.2	25 to 35	71.7	135	53.8
01/02/2023	10:00	0	0	17	72	76	41	8	1	0	0	0	0	0	0	0	0	0	0	0	0	215	31.4	37.2	25 to 35	68.8	126	58.6
01/02/2023	11:00	1	1	11	89	76	45	7	2	0	0	0	0	0	0	0	0	0	0	0	0	232	31.3	37.1	25 to 35	71.1	130	56.0
01/02/2023	12:00	0	2	23	77	114	54	6	3	0	0	0	0	0	0	0	0	0	0	0	0	279	31.5	36.9	25 to 35	68.5	177	63.4
01/02/2023	13:00	1	1	17	74	93	39	8	0	0	0	2	1	0	0	0	0	0	0	0	0	236	31.6	36.9	25 to 35	70.8	143	60.6
01/02/2023	14:00	0	2	28	87	67	36	9	1	0	0	0	0	0	0	0	0	0	0	0	0	230	30.5	36.7	25 to 35	67.0	113	49.1
01/02/2023	15:00	0	3	30	127	122	33	6	1	1	0	0	0	0	0	0	0	0	0	0	0	323	30.2	34.7	25 to 35	77.1	163	50.5
01/02/2023	16:00	0	3	31	106	94	36	15	2	0	0	0	0	0	0	0	0	0	0	0	0	287	30.6	36.4	25 to 35	69.7	147	51.2
01/02/2023	17:00	1	6	40	99	89	39	9	1	0	0	0	0	0	0	0	0	0	0	0	0	284	30	35.8	25 to 35	66.2	138	48.6
01/02/2023	18:00	0	1	14	62	62	30	7	2	0	0	0	0	0	0	0	0	0	0	0	0	178	31.2	37	25 to 35	69.7	101	56.7
01/02/2023	19:00	0	5	3	45	34	18	5	1	0	0	0	0	0	0	0	0	0	0	0	0	111	30.9	36.9	25 to 35	71.2	58	52.3
01/02/2023	20:00	0	1	4	20	26	14	3	2	0	0	0	0	0	0	0	0	0	0	0	0	70	32	38.2	25 to 35	65.7	45	64.3
01/02/2023	21:00	0	0	7	27	17	8	4	2	1	0	0	0	0	0	0	0	0	0	0	0	66	31.3	38.1	25 to 35	66.7	32	48.5
01/02/2023	22:00	0	1	2	7	13	7	1	2	0	0	0	0	0	0	0	0	0	0	0	0	33	32.5	38.6	25 to 35	60.6	23	69.7
01/02/2023	23:00	0	0	2	5	7	3	2	1	1	0	0	0	0	0	0	0	0	0	0	0	21	33.4	42.5	25 to 35	57.1	14	66.7
24 Hr Summary		4	32	293	1154	1162	516	114	27	6	0	2	1	0	0	0	0	0	0	0	0	3311	31	36.6	25 to 35	69.9	1828	55.2

Outgoing Histogram

A170 outward 2023

from Wed-Nov-02-2022-12-00-AM to Sat-Feb-18-2023-11-59-PM

Date	Starting Hr:min	<15	15 to <20	20 to <25	25 to <30	30 to <35	35 to <40	40 to <45	45 to <50	50 to <55	55 to <60	60 to <65	65 to <70	70 to <75	75 to <80	80 to <85	85 to <90	90 to <95	95 to <100	100 to >105	Total Counts	Avg Speed (MPH)	85pet Speed	10MPH Pace	% in pace	# of Speeders	% Speeders	
02/02/2023	00:00	0	0	0	1	4	2	0	0	0	0	0	0	0	0	0	0	0	0	0	0	7	32.9	37.5	30 to 40	85.7	6	85.7
02/02/2023	01:00	0	0	0	1	0	2	0	0	0	0	0	0	0	0	0	0	0	0	0	0	3	34	40	30 to 40	66.7	2	66.7
02/02/2023	02:00	0	0	0	0	1	1	0	0	0	0	0	0	0	0	0	0	0	0	0	0	2	34.5	40	30 to 40	100.0	2	100.0
02/02/2023	03:00	0	0	0	0	0	1	0	0	0	0	0	0	0	0	0	0	0	0	0	0	1	37	40	30 to 40	100.0	1	100.0
02/02/2023	04:00	0	0	0	0	2	0	0	0	0	0	0	0	0	0	0	0	0	0	0	0	2	32	35	25 to 35	100.0	2	100.0
02/02/2023	05:00	0	0	0	0	5	2	1	0	0	0	0	0	0	0	0	0	0	0	0	0	8	34.8	40	30 to 40	87.5	8	100.0
02/02/2023	06:00	0	0	0	10	13	11	5	0	1	1	0	0	0	0	0	0	0	0	0	0	41	34.8	41	30 to 40	58.5	31	75.6
02/02/2023	07:00	0	0	8	45	41	27	4	1	0	0	1	0	0	0	0	0	0	0	0	0	127	31.8	37.6	25 to 35	67.7	74	58.3
02/02/2023	08:00	0	3	19	100	87	35	10	1	0	0	0	0	0	0	0	0	0	0	0	0	255	30.7	36.1	25 to 35	73.3	133	52.2
02/02/2023	09:00	0	5	16	88	80	43	10	3	0	0	0	0	0	0	0	0	0	0	0	0	245	31.2	37.2	25 to 35	68.6	136	55.5
02/02/2023	10:00	0	2	29	101	78	35	9	3	0	0	0	0	0	0	0	0	0	0	0	0	257	30.5	36.1	25 to 35	69.6	125	48.6
02/02/2023	11:00	0	0	16	87	74	38	9	0	0	0	0	0	0	0	0	0	0	0	0	0	224	31.1	36.7	25 to 35	71.9	121	54.0
02/02/2023	12:00	1	5	20	82	86	42	5	1	0	0	0	0	0	0	0	0	0	0	0	0	242	30.7	36.4	25 to 35	69.4	134	55.4
02/02/2023	13:00	3	5	28	95	82	37	2	3	0	0	0	0	0	0	0	0	0	0	0	0	255	30	35.5	25 to 35	69.4	124	48.6
02/02/2023	14:00	1	0	16	71	97	41	7	1	0	0	0	0	0	0	0	0	0	0	0	0	234	31.4	36.7	25 to 35	71.8	146	62.4
02/02/2023	15:00	0	4	42	139	97	30	10	1	0	0	0	0	0	0	0	0	0	0	0	0	323	29.7	34.6	25 to 35	73.1	138	42.7
02/02/2023	16:00	0	8	45	114	99	28	13	1	0	0	0	0	0	0	0	0	0	0	0	0	308	29.7	34.8	25 to 35	69.2	141	45.8
02/02/2023	17:00	0	6	30	130	109	31	6	1	0	0	0	0	0	0	0	0	0	0	0	0	313	29.9	34.6	25 to 35	76.4	147	47.0
02/02/2023	18:00	0	3	9	46	63	33	9	1	0	0	0	0	0	0	0	0	0	0	0	0	164	31.9	37.7	25 to 35	66.5	106	64.6
02/02/2023	19:00	1	3	6	35	35	22	8	2	0	0	0	0	0	0	0	0	0	0	0	0	112	31.7	38.4	25 to 35	62.5	67	59.8
02/02/2023	20:00	0	1	3	25	30	13	4	0	0	0	0	0	0	0	0	0	0	0	0	0	76	31.6	37.3	25 to 35	72.4	47	61.8
02/02/2023	21:00	0	0	4	15	18	11	10	1	0	0	0	0	0	0	0	0	0	0	0	0	59	33.3	41	25 to 35	55.9	40	67.8
02/02/2023	22:00	0	0	1	11	11	7	2	0	0	0	0	0	0	0	0	0	0	0	0	0	32	32.1	37.9	25 to 35	68.8	20	62.5
02/02/2023	23:00	0	0	0	1	4	3	3	1	0	0	0	0	0	0	0	0	0	0	0	0	12	36.9	43.3	30 to 40	58.3	11	91.7
24 Hr Summary		6	45	292	1197	1116	495	127	21	1	1	1	0	0	0	0	0	0	0	0	0	3302	30.8	36.5	25 to 35	70.0	1762	53.4

Outgoing Histogram

A170 outward 2023

from Wed-Nov-02-2022-12-00-AM to Sat-Feb-18-2023-11-59-PM

Date	Starting Hr:min	<15	15 to <20	20 to <25	25 to <30	30 to <35	35 to <40	40 to <45	45 to <50	50 to <55	55 to <60	60 to <65	65 to <70	70 to <75	75 to <80	80 to <85	85 to <90	90 to <95	95 to <100	100 to >105	Total Counts	Avg Speed (MPH)	85pet Speed	10MPH Pace	% in pace	# of Speeders	% Speeders	
03/02/2023	00:00	0	0	0	2	1	3	0	0	0	0	0	0	0	0	0	0	0	0	0	0	6	33	38.3	30 to 40	66.7	4	66.7
03/02/2023	01:00	0	0	0	0	0	1	1	0	0	0	0	0	0	0	0	0	0	0	0	0	2	39.5	45	35 to 45	100.0	2	100.0
03/02/2023	02:00	0	0	0	0	0	1	0	0	0	0	0	0	0	0	0	0	0	0	0	0	1	37	40	30 to 40	100.0	1	100.0
03/02/2023	03:00	0	2	1	1	0	0	0	0	0	0	0	0	0	0	0	0	0	0	0	0	4	21	25	15 to 25	75.0	*	*
03/02/2023	04:00	0	0	0	2	1	0	0	0	0	0	0	0	0	0	0	0	0	0	0	0	3	28.7	35	25 to 35	100.0	1	33.3
03/02/2023	05:00	0	0	1	5	0	3	2	1	0	0	0	0	0	0	0	0	0	0	0	0	12	33.4	42.5	20 to 30	50.0	6	50.0
03/02/2023	06:00	0	0	4	8	10	5	5	2	2	0	0	0	0	0	0	0	0	0	0	0	36	34.1	44	25 to 35	50.0	24	66.7
03/02/2023	07:00	0	2	8	38	33	28	12	1	0	0	0	0	0	0	0	0	0	0	0	0	122	32.2	39.1	25 to 35	58.2	74	60.7
03/02/2023	08:00	0	3	24	90	93	21	8	1	0	0	0	0	0	0	0	0	0	0	0	0	240	30.2	34.7	25 to 35	76.3	123	51.3
03/02/2023	09:00	0	2	21	86	95	37	4	2	1	0	0	0	0	0	0	0	0	0	0	0	248	30.9	35.9	25 to 35	73.0	139	56.0
03/02/2023	10:00	0	2	18	97	62	43	5	1	0	0	0	0	0	0	0	0	0	0	0	0	228	30.7	36.7	25 to 35	69.7	111	48.7
03/02/2023	11:00	1	4	17	99	97	37	9	1	0	0	0	0	0	0	0	0	0	0	0	0	265	30.8	35.9	25 to 35	74.0	144	54.3
03/02/2023	12:00	0	0	12	108	91	44	7	0	0	0	0	0	0	0	0	0	0	0	0	0	262	31.1	36.4	25 to 35	76.0	142	54.2
03/02/2023	13:00	1	0	23	97	108	43	11	3	0	0	0	0	0	0	0	0	0	0	0	0	286	31.2	36.6	25 to 35	71.7	165	57.7
03/02/2023	14:00	1	1	22	110	114	45	12	0	0	0	0	0	0	0	0	0	0	0	0	0	305	31	36.2	25 to 35	73.4	171	56.1
03/02/2023	15:00	0	7	38	124	123	43	4	2	0	0	0	0	0	0	0	0	0	0	0	0	341	30.1	34.9	25 to 35	72.4	172	50.4
03/02/2023	16:00	0	2	35	137	129	56	7	0	1	0	0	0	0	0	0	0	0	0	0	0	367	30.6	35.8	25 to 35	72.5	193	52.6
03/02/2023	17:00	1	3	29	124	92	41	8	1	0	0	0	0	0	0	0	0	0	0	0	0	299	30.2	35.6	25 to 35	72.2	142	47.5
03/02/2023	18:00	0	3	14	72	73	23	7	0	0	0	0	0	0	0	0	0	0	0	0	0	192	30.6	35.2	25 to 35	75.5	103	53.6
03/02/2023	19:00	0	0	9	37	37	22	10	1	0	0	0	0	0	0	0	0	0	0	0	0	116	32	38.6	25 to 35	63.8	70	60.3
03/02/2023	20:00	0	3	5	21	26	13	1	1	0	0	0	0	0	0	0	0	0	0	0	0	70	30.9	36.9	25 to 35	67.1	41	58.6
03/02/2023	21:00	0	0	1	18	15	8	1	2	0	0	0	0	0	0	0	0	0	0	0	0	45	32	37.5	25 to 35	73.3	26	57.8
03/02/2023	22:00	0	1	8	18	20	7	5	0	0	0	0	0	0	0	0	0	0	0	0	0	59	30.7	37.1	25 to 35	64.4	32	54.2
03/02/2023	23:00	0	0	2	5	13	5	6	0	0	0	0	0	0	0	0	0	0	0	0	0	31	33.7	40.8	25 to 35	58.1	24	77.4
24 Hr Summary		4	35	292	1299	1233	529	125	19	4	0	0	0	0	0	0	0	0	0	0	0	3540	30.8	36.4	25 to 35	71.5	1910	54.0

Outgoing Histogram

A170 outward 2023

from Wed-Nov-02-2022-12-00-AM to Sat-Feb-18-2023-11-59-PM

Date	Starting Hr:min	<15	15 to <20	20 to <25	25 to <30	30 to <35	35 to <40	40 to <45	45 to <50	50 to <55	55 to <60	60 to <65	65 to <70	70 to <75	75 to <80	80 to <85	85 to <90	90 to <95	95 to <100	100 to >105	Total Counts	Avg Speed (MPH)	85pet Speed	10MPH Pace	% in pace	# of Speeders	% Speeders	
04/02/2023	00:00	0	0	0	3	2	1	1	0	0	0	0	0	0	0	0	0	0	0	0	0	7	32.3	40	25 to 35	71.4	4	57.1
04/02/2023	01:00	0	0	0	1	1	2	0	0	0	0	0	0	0	0	0	0	0	0	0	0	4	33.3	37.5	30 to 40	75.0	3	75.0
04/02/2023	02:00	0	0	0	1	1	1	0	0	0	0	0	0	0	0	0	0	0	0	0	0	3	32	40	25 to 35	66.7	2	66.7
04/02/2023	03:00	0	0	0	1	2	0	0	0	0	0	0	0	0	0	0	0	0	0	0	0	3	30.3	35	25 to 35	100.0	2	66.7
04/02/2023	04:00	0	0	0	1	1	1	1	0	1	0	0	0	0	0	0	0	0	0	0	0	5	38	45	25 to 35	40.0	4	80.0
04/02/2023	05:00	0	0	0	0	3	2	1	0	0	0	0	0	0	0	0	0	0	0	0	0	6	35.3	40	30 to 40	83.3	6	100.0
04/02/2023	06:00	0	0	0	3	4	4	3	0	0	0	0	0	0	0	0	0	0	0	0	0	14	34.7	41.7	30 to 40	57.1	11	78.6
04/02/2023	07:00	0	1	5	11	12	8	5	0	1	0	0	0	0	0	0	0	0	0	0	0	43	32.1	40	25 to 35	53.5	26	60.5
04/02/2023	08:00	1	3	6	28	36	31	7	0	0	1	0	0	0	0	0	0	0	0	0	0	113	32.3	38.5	30 to 40	59.3	75	66.4
04/02/2023	09:00	2	4	9	65	74	36	15	0	0	0	0	0	0	0	0	0	0	0	0	0	205	31.5	37.8	25 to 35	67.8	125	61.0
04/02/2023	10:00	0	2	28	95	97	42	6	2	1	0	0	0	0	0	0	0	0	0	0	0	273	30.8	36.2	25 to 35	70.3	148	54.2
04/02/2023	11:00	0	1	22	90	85	42	9	1	0	0	0	0	0	0	0	0	0	0	0	0	250	31	36.7	25 to 35	70.0	137	54.8
04/02/2023	12:00	0	14	24	98	118	40	11	1	0	0	0	0	0	0	0	0	0	0	0	0	306	30.5	35.8	25 to 35	70.6	170	55.6
04/02/2023	13:00	0	4	14	87	97	42	14	3	1	0	0	0	0	0	0	0	0	0	0	0	262	31.6	37.5	25 to 35	70.2	157	59.9
04/02/2023	14:00	1	5	31	102	93	46	8	1	0	0	0	0	0	0	0	0	0	0	0	0	287	30.4	36.3	25 to 35	67.9	148	51.6
04/02/2023	15:00	0	2	28	115	93	39	9	1	0	0	0	0	0	0	0	0	0	0	0	0	287	30.4	35.8	25 to 35	72.5	142	49.5
04/02/2023	16:00	0	2	18	95	93	44	7	2	0	0	0	0	0	0	0	0	0	0	0	0	261	31.1	36.6	25 to 35	72.0	146	55.9
04/02/2023	17:00	0	0	23	85	53	32	8	0	0	0	0	0	0	0	0	0	0	0	0	0	201	30.4	36.6	25 to 35	68.7	93	46.3
04/02/2023	18:00	0	3	16	41	41	21	10	1	0	0	0	0	0	0	0	0	0	0	0	0	133	31	37.9	25 to 35	61.7	73	54.9
04/02/2023	19:00	0	1	5	41	31	8	5	0	0	0	0	0	0	0	0	0	0	0	0	0	91	30.5	34.8	25 to 35	79.1	44	48.4
04/02/2023	20:00	0	0	2	16	15	11	6	1	0	0	0	0	0	0	0	0	0	0	0	0	51	33	39.5	25 to 35	60.8	33	64.7
04/02/2023	21:00	0	0	1	14	9	5	4	1	0	0	0	0	0	0	0	0	0	0	0	0	34	32.4	40	25 to 35	67.6	19	55.9
04/02/2023	22:00	0	0	4	26	27	7	6	0	0	0	0	0	0	0	0	0	0	0	0	0	70	31.4	37.1	25 to 35	75.7	40	57.1
04/02/2023	23:00	0	1	0	8	8	9	3	0	0	0	0	0	0	0	0	0	0	0	0	0	29	33.1	39.4	30 to 40	58.6	20	69.0
24 Hr Summary		4	43	236	1027	996	474	139	14	4	1	0	0	0	0	0	0	0	0	0	0	2938	31	37	25 to 35	68.9	1628	55.4

Outgoing Histogram

A170 outward 2023

from Wed-Nov-02-2022-12-00-AM to Sat-Feb-18-2023-11-59-PM

Date	Starting Hr:min	<15	15 to <20	20 to <25	25 to <30	30 to <35	35 to <40	40 to <45	45 to <50	50 to <55	55 to <60	60 to <65	65 to <70	70 to <75	75 to <80	80 to <85	85 to <90	90 to <95	95 to <100	100 to >105	Total Counts	Avg Speed (MPH)	85pct Speed	10MPH Pace	% in pace	# of Speeders	% Speeders	
05/02/2023	00:00	0	0	1	5	9	4	2	1	1	0	0	0	0	0	0	0	0	0	0	0	23	34	42.5	25 to 35	60.9	17	73.9
05/02/2023	01:00	0	0	0	0	1	2	1	0	0	0	0	0	0	0	0	0	0	0	0	0	4	37.3	40	30 to 40	75.0	4	100.0
05/02/2023	02:00	0	0	0	1	0	1	0	0	0	0	0	0	0	0	0	0	0	0	0	0	2	32	40	20 to 30	50.0	1	50.0
05/02/2023	03:00	0	0	0	0	0	0	0	0	0	0	0	0	0	0	0	0	0	0	0	0	0	0	0	*	*	*	*
05/02/2023	04:00	0	0	0	0	0	0	1	0	0	0	0	0	0	0	0	0	0	0	0	0	1	42	45	35 to 45	100.0	1	100.0
05/02/2023	05:00	0	0	2	1	1	2	1	0	0	0	0	0	0	0	0	0	0	0	0	0	7	31.4	40	20 to 30	42.9	4	57.1
05/02/2023	06:00	0	0	2	2	2	2	2	0	1	0	0	0	0	0	0	0	0	0	0	0	11	33.9	42.5	20 to 30	36.4	7	63.6
05/02/2023	07:00	0	0	2	10	11	3	3	1	2	1	0	0	0	0	0	0	0	0	0	0	33	34	43.3	25 to 35	63.6	21	63.6
05/02/2023	08:00	0	0	2	21	20	15	8	4	1	0	0	0	0	0	0	0	0	0	0	0	71	34	41.2	25 to 35	57.7	48	67.6
05/02/2023	09:00	0	3	9	39	39	29	13	4	1	0	0	0	0	0	0	0	0	0	0	0	137	32.6	39.5	25 to 35	56.9	86	62.8
05/02/2023	10:00	1	5	28	75	75	40	8	2	1	0	0	0	0	0	0	0	0	0	0	0	235	30.7	37	25 to 35	63.8	126	53.6
05/02/2023	11:00	1	4	20	100	92	48	9	1	0	0	0	0	0	0	0	0	0	0	0	0	275	30.9	36.8	25 to 35	69.8	150	54.5
05/02/2023	12:00	3	6	22	81	85	43	11	1	0	0	0	0	0	0	0	0	0	0	0	0	252	30.7	37	25 to 35	65.9	140	55.6
05/02/2023	13:00	1	2	17	84	100	35	16	2	0	0	0	0	0	0	0	0	0	0	0	0	257	31.4	37	25 to 35	71.6	153	59.5
05/02/2023	14:00	0	3	16	107	97	41	4	0	0	0	0	0	0	0	0	0	0	0	0	0	268	30.6	35.6	25 to 35	76.1	142	53.0
05/02/2023	15:00	0	1	27	142	143	29	7	0	0	0	0	0	0	0	0	0	0	0	0	0	349	30.2	34.4	25 to 35	81.7	179	51.3
05/02/2023	16:00	0	9	28	134	105	46	15	1	1	0	0	0	0	0	0	0	0	0	0	0	339	30.5	36.3	25 to 35	70.5	168	49.6
05/02/2023	17:00	0	1	14	70	74	36	8	2	1	0	0	0	0	0	0	0	0	0	0	0	206	31.5	37.2	25 to 35	69.9	121	58.7
05/02/2023	18:00	0	3	14	37	42	24	7	1	0	0	0	0	0	0	0	0	0	0	0	0	128	31.2	37.7	25 to 35	61.7	74	57.8
05/02/2023	19:00	0	0	4	32	21	14	9	2	1	0	0	0	0	0	0	0	0	0	0	0	83	32.6	40	25 to 35	63.9	47	56.6
05/02/2023	20:00	0	0	5	20	22	8	5	1	0	0	0	0	0	0	0	0	0	0	0	0	61	31.7	38.1	25 to 35	68.9	36	59.0
05/02/2023	21:00	0	0	0	6	8	11	2	5	0	0	0	0	0	0	0	0	0	0	0	0	32	36.1	45	30 to 40	59.4	26	81.3
05/02/2023	22:00	0	0	1	5	9	7	2	1	0	0	0	0	0	0	0	0	0	0	0	0	25	33.7	39.3	30 to 40	64.0	19	76.0
05/02/2023	23:00	0	0	0	1	1	2	0	0	0	0	0	0	0	0	0	0	0	0	0	0	4	33.3	37.5	30 to 40	75.0	3	75.0
24 Hr Summary		6	37	214	973	957	442	134	29	10	1	0	0	0	0	0	0	0	0	0	0	2803	31.2	37.2	25 to 35	68.9	1573	56.1

Outgoing Histogram

A170 outward 2023

from Wed-Nov-02-2022-12-00-AM to Sat-Feb-18-2023-11-59-PM

Date	Starting Hr:min	<15	15 to <20	20 to <25	25 to <30	30 to <35	35 to <40	40 to <45	45 to <50	50 to <55	55 to <60	60 to <65	65 to <70	70 to <75	75 to <80	80 to <85	85 to <90	90 to <95	95 to <100	100 to >105	Total Counts	Avg Speed (MPH)	85pet Speed	10MPH Pace	% in pace	# of Speeders	% Speeders	
06/02/2023	00:00	0	0	0	0	1	1	0	0	0	0	0	0	0	0	0	0	0	0	0	0	2	34.5	40	30 to 40	100.0	2	100.0
06/02/2023	01:00	0	0	0	0	0	1	0	1	0	0	0	0	0	0	0	0	0	0	0	0	2	42	50	30 to 40	50.0	2	100.0
06/02/2023	02:00	0	0	0	1	0	1	0	0	0	0	1	0	0	0	0	0	0	0	0	0	3	42	65	20 to 30	33.3	2	66.7
06/02/2023	03:00	0	0	0	0	1	0	0	0	1	0	0	0	0	0	0	0	0	0	0	0	2	42	55	25 to 35	50.0	2	100.0
06/02/2023	04:00	0	0	0	2	1	0	0	0	0	0	0	0	0	0	0	0	0	0	0	0	3	28.7	35	25 to 35	100.0	1	33.3
06/02/2023	05:00	0	0	0	5	3	1	0	0	0	0	0	0	0	0	0	0	0	0	0	0	9	30	35	25 to 35	88.9	4	44.4
06/02/2023	06:00	0	0	2	17	13	13	5	0	0	0	0	0	0	0	0	0	0	0	0	0	50	32.6	38.8	25 to 35	60.0	31	62.0
06/02/2023	07:00	0	1	5	52	35	34	9	3	0	0	0	0	0	0	0	0	0	0	0	0	139	32.3	38.7	25 to 35	62.6	81	58.3
06/02/2023	08:00	0	1	26	92	102	33	8	1	0	0	0	0	0	0	0	0	0	0	0	0	263	30.7	35.5	25 to 35	73.8	144	54.8
06/02/2023	09:00	1	5	17	77	86	40	1	3	0	0	0	0	0	0	0	0	0	0	0	0	230	30.7	36.2	25 to 35	70.9	130	56.5
06/02/2023	10:00	0	4	22	83	78	40	10	0	1	0	0	0	0	0	0	0	0	0	0	0	238	30.9	36.9	25 to 35	67.6	129	54.2
06/02/2023	11:00	0	3	12	72	90	33	11	1	0	1	0	0	0	0	0	0	0	0	0	0	223	31.5	37	25 to 35	72.6	136	61.0
06/02/2023	12:00	1	3	18	85	81	44	12	1	0	0	0	0	0	0	0	0	0	0	0	0	245	31.2	37.3	25 to 35	67.8	138	56.3
06/02/2023	13:00	0	2	12	71	91	45	14	0	0	0	0	0	0	0	0	0	0	0	0	0	235	31.9	37.7	25 to 35	68.9	150	63.8
06/02/2023	14:00	2	4	18	93	84	39	7	1	0	0	0	0	0	0	0	0	0	0	0	0	248	30.6	36.3	25 to 35	71.4	131	52.8
06/02/2023	15:00	1	7	32	117	129	36	11	3	0	0	0	0	0	0	0	0	0	0	0	0	336	30.4	35	25 to 35	73.2	179	53.3
06/02/2023	16:00	1	1	19	130	91	38	7	1	0	0	0	0	0	0	0	0	0	0	0	0	288	30.4	35.4	25 to 35	76.7	137	47.6
06/02/2023	17:00	0	3	26	98	118	33	6	2	0	0	0	0	0	0	0	0	0	0	0	0	286	30.6	34.9	25 to 35	75.5	159	55.6
06/02/2023	18:00	0	4	17	60	54	26	6	2	0	0	0	0	0	0	0	0	0	0	0	0	169	30.6	36.7	25 to 35	67.5	88	52.1
06/02/2023	19:00	0	0	6	21	39	20	3	3	0	0	0	0	0	0	0	0	0	0	0	0	92	32.6	38	25 to 35	65.2	65	70.7
06/02/2023	20:00	0	0	1	26	25	4	4	1	0	0	0	0	0	0	0	0	0	0	0	0	61	31.4	35	25 to 35	83.6	34	55.7
06/02/2023	21:00	0	1	4	26	19	7	1	0	0	0	0	0	0	0	0	0	0	0	0	0	58	30	34.7	25 to 35	77.6	27	46.6
06/02/2023	22:00	0	0	1	3	4	6	2	1	1	0	0	0	0	0	0	0	0	0	0	0	18	35.6	42.5	30 to 40	55.6	14	77.8
06/02/2023	23:00	0	0	0	0	1	1	1	0	0	0	0	0	0	0	0	0	0	0	0	0	3	37	45	30 to 40	66.7	3	100.0
24 Hr Summary		6	39	238	1131	1146	496	118	24	3	1	1	0	0	0	0	0	0	0	0	0	3203	31	36.6	25 to 35	71.1	1789	55.9

Outgoing Histogram

A170 outward 2023

from Wed-Nov-02-2022-12-00-AM to Sat-Feb-18-2023-11-59-PM

Date	Starting Hr:min	<15	15 to <20	20 to <25	25 to <30	30 to <35	35 to <40	40 to <45	45 to <50	50 to <55	55 to <60	60 to <65	65 to <70	70 to <75	75 to <80	80 to <85	85 to <90	90 to <95	95 to <100	100 to >105	Total Counts	Avg Speed (MPH)	85pet Speed	10MPH Pace	% in pace	# of Speeders	% Speeders	
07/02/2023	00:00	0	0	0	0	1	0	0	0	0	0	0	0	0	0	0	0	0	0	0	0	1	32	35	25 to 35	100.0	1	100.0
07/02/2023	01:00	0	0	0	0	0	0	0	0	0	0	0	0	0	0	0	0	0	0	0	0	0	0	0	*	*	*	*
07/02/2023	02:00	0	0	0	0	0	2	0	0	0	0	0	0	0	0	0	0	0	0	0	0	2	37	40	30 to 40	100.0	2	100.0
07/02/2023	03:00	0	0	0	0	0	0	0	0	0	0	0	0	0	0	0	0	0	0	0	0	0	0	0	*	*	*	*
07/02/2023	04:00	0	0	0	0	0	1	0	0	0	0	0	0	0	0	0	0	0	0	0	0	1	37	40	30 to 40	100.0	1	100.0
07/02/2023	05:00	0	0	0	0	2	1	1	0	0	0	0	0	0	0	0	0	0	0	0	0	4	35.8	40	30 to 40	75.0	4	100.0
07/02/2023	06:00	0	0	3	9	17	11	1	3	0	0	0	0	0	0	0	0	0	0	0	0	44	33.2	38.6	30 to 40	63.6	32	72.7
07/02/2023	07:00	0	1	15	60	39	27	12	3	0	0	0	0	0	0	0	0	0	0	0	0	157	31.4	38.3	25 to 35	63.1	81	51.6
07/02/2023	08:00	0	3	24	95	85	30	8	2	0	0	0	0	0	0	0	0	0	0	0	0	247	30.4	35.5	25 to 35	72.9	125	50.6
07/02/2023	09:00	0	5	16	79	87	29	9	1	0	0	0	0	0	0	0	0	0	0	0	0	226	30.8	35.9	25 to 35	73.5	126	55.8
07/02/2023	10:00	1	2	28	103	76	28	4	3	0	0	0	0	0	0	0	0	0	0	0	0	245	29.9	34.9	25 to 35	73.1	111	45.3
07/02/2023	11:00	0	1	16	99	90	35	7	1	0	0	0	0	0	0	0	0	0	0	0	0	249	30.8	35.9	25 to 35	75.9	133	53.4
07/02/2023	12:00	0	1	24	82	75	37	9	1	0	0	0	0	0	0	0	0	0	0	0	0	229	30.8	36.8	25 to 35	68.6	122	53.3
07/02/2023	13:00	2	5	22	81	65	28	7	1	1	0	0	0	0	0	0	0	0	0	0	0	212	30.1	35.9	25 to 35	68.9	102	48.1
07/02/2023	14:00	0	3	24	105	85	27	5	0	0	0	0	0	0	0	0	0	0	0	0	0	249	30	34.7	25 to 35	76.3	117	47.0
07/02/2023	15:00	1	2	37	102	84	39	7	1	0	0	0	0	0	0	0	0	0	0	0	0	273	30.1	35.8	25 to 35	68.1	131	48.0
07/02/2023	16:00	0	2	27	126	97	37	8	0	0	0	0	0	0	0	0	0	0	0	0	0	297	30.2	35	25 to 35	75.1	142	47.8
07/02/2023	17:00	0	2	42	119	98	33	7	0	0	0	0	0	0	0	0	0	0	0	0	0	301	29.8	34.7	25 to 35	72.1	138	45.8
07/02/2023	18:00	0	1	19	76	61	30	8	2	0	0	0	0	0	0	0	0	0	0	0	0	197	30.8	36.7	25 to 35	69.5	101	51.3
07/02/2023	19:00	0	0	9	26	31	23	4	2	0	0	0	0	0	0	0	0	0	0	0	0	95	32.1	38.3	25 to 35	60.0	60	63.2
07/02/2023	20:00	0	1	7	29	20	10	4	2	0	0	0	0	0	0	0	0	0	0	0	0	73	30.9	37.5	25 to 35	67.1	36	49.3
07/02/2023	21:00	0	0	1	13	8	9	3	3	0	0	0	0	0	0	0	0	0	0	0	0	37	33.6	40	25 to 35	56.8	23	62.2
07/02/2023	22:00	0	0	0	8	11	4	4	2	0	0	0	0	0	0	0	0	0	0	0	0	29	34	42.5	25 to 35	65.5	21	72.4
07/02/2023	23:00	0	0	0	3	3	1	2	0	0	0	0	0	0	0	0	0	0	0	0	0	9	33.2	42.5	25 to 35	66.7	6	66.7
24 Hr Summary		4	29	314	1215	1035	442	110	27	1	0	0	0	0	0	0	0	0	0	0	0	3177	30.6	36.2	25 to 35	70.8	1615	50.8



Outgoing Histogram

A170 outward 2023

from Wed-Nov-02-2022-12-00-AM to Sat-Feb-18-2023-11-59-PM

Date	Starting Hr:min	<15	15 to <20	20 to <25	25 to <30	30 to <35	35 to <40	40 to <45	45 to <50	50 to <55	55 to <60	60 to <65	65 to <70	70 to <75	75 to <80	80 to <85	85 to <90	90 to <95	95 to <100	100 to >105	Total Counts	Avg Speed (MPH)	85pet Speed	10MPH Pace	% in pace	# of Speeders	% Speeders	
08/02/2023	00:00	0	0	0	0	2	3	1	1	0	0	0	0	0	0	0	0	0	0	0	0	7	38	45	30 to 40	71.4	7	100.0
08/02/2023	01:00	0	0	0	0	0	1	0	0	0	0	0	0	0	0	0	0	0	0	0	0	1	37	40	30 to 40	100.0	1	100.0
08/02/2023	02:00	0	0	0	1	0	0	0	0	0	0	0	0	0	0	0	0	0	0	0	0	1	27	30	20 to 30	100.0	*	*
08/02/2023	03:00	0	0	0	0	1	0	1	0	0	0	0	0	0	0	0	0	0	0	0	0	2	37	45	25 to 35	50.0	2	100.0
08/02/2023	04:00	0	0	0	1	2	0	1	0	0	0	0	0	0	0	0	0	0	0	0	0	4	33.3	35	25 to 35	75.0	3	75.0
08/02/2023	05:00	0	0	0	0	3	5	1	0	0	0	0	0	0	0	0	0	0	0	0	0	9	36	40	30 to 40	88.9	9	100.0
08/02/2023	06:00	0	0	0	13	15	10	6	2	0	0	0	0	0	0	0	0	0	0	0	0	46	34	40.8	25 to 35	60.9	33	71.7
08/02/2023	07:00	0	1	17	43	56	28	7	2	1	0	0	0	0	0	0	0	0	0	0	0	155	31.6	37.7	25 to 35	63.9	94	60.6
08/02/2023	08:00	0	4	29	102	75	33	9	0	1	0	0	0	0	0	0	0	0	0	0	0	253	30.2	35.8	25 to 35	70.0	118	46.6
08/02/2023	09:00	0	3	19	86	80	33	7	3	0	0	0	0	0	0	0	0	0	0	0	0	231	30.8	36.2	25 to 35	71.9	123	53.2
08/02/2023	10:00	0	2	32	74	93	31	9	0	0	0	0	0	0	0	0	0	0	0	0	0	241	30.5	35.6	25 to 35	69.3	133	55.2
08/02/2023	11:00	2	8	11	76	85	43	5	1	0	0	0	0	0	0	0	0	0	0	0	0	231	30.9	36.6	25 to 35	69.7	134	58.0
08/02/2023	12:00	1	2	29	94	73	47	8	3	0	0	0	0	0	0	0	0	0	0	0	0	257	30.7	37	25 to 35	65.0	131	51.0
08/02/2023	13:00	6	2	19	93	90	40	11	1	0	0	0	0	0	0	0	0	0	0	0	0	262	30.6	36.6	25 to 35	69.8	142	54.2
08/02/2023	14:00	3	1	21	80	74	38	8	0	1	0	0	0	0	0	0	0	0	0	0	0	226	30.7	36.7	25 to 35	68.1	121	53.5
08/02/2023	15:00	0	8	29	103	104	42	4	2	0	0	0	0	0	0	0	0	0	0	0	0	292	30.3	35.5	25 to 35	70.9	152	52.1
08/02/2023	16:00	0	6	24	139	125	31	11	1	0	0	0	0	0	0	0	0	0	0	0	0	337	30.3	34.7	25 to 35	78.3	168	49.9
08/02/2023	17:00	0	6	32	110	125	29	12	0	0	0	0	0	0	0	0	0	0	0	0	0	314	30.3	34.8	25 to 35	74.8	166	52.9
08/02/2023	18:00	0	2	18	64	57	26	6	2	0	0	0	0	0	0	0	0	0	0	0	0	175	30.7	36.5	25 to 35	69.1	91	52.0
08/02/2023	19:00	0	6	10	48	37	10	3	0	0	0	0	0	0	0	0	0	0	0	0	0	114	29.4	34.5	25 to 35	74.6	50	43.9
08/02/2023	20:00	0	1	6	18	16	13	5	3	0	0	0	0	0	0	0	0	0	0	0	0	62	32.3	39.6	25 to 35	54.8	37	59.7
08/02/2023	21:00	0	1	6	15	13	9	4	0	1	0	0	0	0	0	0	0	0	0	0	0	49	31.5	38.9	25 to 35	57.1	27	55.1
08/02/2023	22:00	0	0	3	21	10	6	3	3	1	0	0	0	0	0	0	0	0	0	0	0	47	32.1	40	25 to 35	66.0	23	48.9
08/02/2023	23:00	0	0	2	7	4	4	2	0	0	0	0	0	0	0	0	0	0	0	0	0	19	31.4	38.8	25 to 35	57.9	10	52.6
24 Hr Summary		12	53	307	1188	1140	482	124	24	5	0	0	0	0	0	0	0	0	0	0	0	3335	30.7	36.4	25 to 35	69.8	1775	53.2

Outgoing Histogram

A170 outward 2023

from Wed-Nov-02-2022-12-00-AM to Sat-Feb-18-2023-11-59-PM

Date	Starting Hr:min	<15	15 to <20	20 to <25	25 to <30	30 to <35	35 to <40	40 to <45	45 to <50	50 to <55	55 to <60	60 to <65	65 to <70	70 to <75	75 to <80	80 to <85	85 to <90	90 to <95	95 to <100	100 to >105	Total Counts	Avg Speed (MPH)	85pet Speed	10MPH Pace	% in pace	# of Speeders	% Speeders	
09/02/2023	00:00	0	0	1	1	2	0	0	1	1	0	0	0	0	0	0	0	0	0	0	0	6	35.5	50	25 to 35	50.0	4	66.7
09/02/2023	01:00	0	0	0	0	0	0	1	2	0	0	0	0	0	0	0	0	0	0	0	0	3	45.7	50	40 to 50	100.0	3	100.0
09/02/2023	02:00	0	0	1	1	1	0	0	0	0	0	0	0	0	0	0	0	0	0	0	0	3	27	35	20 to 30	66.7	1	33.3
09/02/2023	03:00	0	0	0	0	1	0	0	0	0	0	0	0	0	0	0	0	0	0	0	0	1	32	35	25 to 35	100.0	1	100.0
09/02/2023	04:00	0	0	0	1	2	1	1	0	0	0	0	0	0	0	0	0	0	0	0	0	5	34	40	25 to 35	60.0	4	80.0
09/02/2023	05:00	0	0	0	1	3	1	2	1	0	0	0	0	0	0	0	0	0	0	0	0	8	36.5	45	25 to 35	50.0	7	87.5
09/02/2023	06:00	0	0	2	12	11	16	4	4	0	0	0	0	0	0	0	0	0	0	0	0	49	34.4	41.2	30 to 40	55.1	35	71.4
09/02/2023	07:00	0	1	3	43	43	28	9	3	0	0	0	0	0	0	0	0	0	0	0	0	130	32.6	38.6	25 to 35	66.2	83	63.8
09/02/2023	08:00	0	2	21	97	100	35	7	0	0	0	0	0	0	0	0	0	0	0	0	0	262	30.7	35.4	25 to 35	75.2	142	54.2
09/02/2023	09:00	0	4	24	96	81	49	10	1	0	0	0	0	0	0	0	0	0	0	0	0	265	30.9	37	25 to 35	66.8	141	53.2
09/02/2023	10:00	0	3	21	84	81	36	10	2	0	0	0	0	0	0	0	0	0	0	0	0	237	30.9	36.7	25 to 35	69.6	129	54.4
09/02/2023	11:00	1	3	24	96	80	45	7	1	0	0	0	0	0	0	0	0	0	0	0	0	257	30.6	36.6	25 to 35	68.5	133	51.8
09/02/2023	12:00	0	2	17	96	87	43	10	2	0	0	0	0	0	0	0	0	0	0	0	0	257	31.2	36.9	25 to 35	71.2	142	55.3
09/02/2023	13:00	0	4	21	73	93	34	9	2	0	0	0	0	0	0	0	0	0	0	0	0	236	31	36.5	25 to 35	70.3	138	58.5
09/02/2023	14:00	1	1	20	91	118	31	4	1	1	0	0	0	0	0	0	0	0	0	0	0	268	30.7	34.9	25 to 35	78.0	155	57.8
09/02/2023	15:00	1	5	30	129	102	27	9	0	0	0	0	0	0	0	0	0	0	0	0	0	303	29.8	34.6	25 to 35	76.2	138	45.5
09/02/2023	16:00	0	5	54	125	108	37	4	0	0	0	0	0	0	0	0	0	0	0	0	0	333	29.4	34.6	25 to 35	70.0	149	44.7
09/02/2023	17:00	0	7	38	133	105	33	5	1	0	0	0	0	0	0	0	0	0	0	0	0	322	29.6	34.6	25 to 35	73.9	144	44.7
09/02/2023	18:00	0	2	11	67	69	30	15	1	0	0	0	0	0	0	0	0	0	0	0	0	195	31.6	37.8	25 to 35	69.7	115	59.0
09/02/2023	19:00	0	1	7	32	38	20	3	3	0	0	0	0	0	0	0	0	0	0	0	0	104	31.8	37.5	25 to 35	67.3	64	61.5
09/02/2023	20:00	0	2	4	18	27	15	7	1	0	0	0	0	0	0	0	0	0	0	0	0	74	32.4	39	25 to 35	60.8	50	67.6
09/02/2023	21:00	0	0	2	15	15	15	8	4	0	0	0	0	0	0	0	0	0	0	0	0	59	34.4	41.9	25 to 35	50.8	42	71.2
09/02/2023	22:00	1	0	1	7	10	9	2	1	1	0	0	0	0	0	0	0	0	0	0	0	32	33.4	39.4	30 to 40	59.4	23	71.9
09/02/2023	23:00	0	0	3	5	6	4	1	0	0	0	0	0	0	0	0	0	0	0	0	0	19	31	37.5	25 to 35	57.9	11	57.9
24 Hr Summary		4	42	305	1223	1183	509	128	31	3	0	0	0	0	0	0	0	0	0	0	0	3428	30.9	36.5	25 to 35	70.2	1854	54.1

Outgoing Histogram

A170 outward 2023

from Wed-Nov-02-2022-12-00-AM to Sat-Feb-18-2023-11-59-PM

Date	Starting Hr:min	<15	15 to <20	20 to <25	25 to <30	30 to <35	35 to <40	40 to <45	45 to <50	50 to <55	55 to <60	60 to <65	65 to <70	70 to <75	75 to <80	80 to <85	85 to <90	90 to <95	95 to <100	100 to >105	Total Counts	Avg Speed (MPH)	85pct Speed	10MPH Pace	% in pace	# of Speeders	% Speeders	
10/02/2023	00:00	0	0	0	0	1	1	2	0	0	0	0	0	0	0	0	0	0	0	0	0	4	38.5	42.5	35 to 45	75.0	4	100.0
10/02/2023	01:00	0	0	1	1	0	0	0	0	1	0	0	0	0	0	0	0	0	0	0	0	3	33.7	55	20 to 30	66.7	1	33.3
10/02/2023	02:00	0	0	0	0	0	0	0	0	0	0	0	0	0	0	0	0	0	0	0	0	0	0	0	*	*	*	*
10/02/2023	03:00	0	0	0	0	1	1	0	0	0	0	0	0	0	0	0	0	0	0	0	0	2	34.5	40	30 to 40	100.0	2	100.0
10/02/2023	04:00	0	1	0	1	1	1	1	0	0	0	0	0	0	0	0	0	0	0	0	0	5	31	40	25 to 35	40.0	3	60.0
10/02/2023	05:00	0	0	0	6	4	0	2	1	0	0	0	0	0	0	0	0	0	0	0	0	13	32.7	42.5	25 to 35	76.9	7	53.8
10/02/2023	06:00	0	1	1	4	18	13	3	1	1	0	0	0	0	0	0	0	0	0	0	0	42	34.4	39.6	30 to 40	73.8	36	85.7
10/02/2023	07:00	0	0	8	45	44	25	5	1	1	0	0	0	0	0	0	0	0	0	0	0	129	31.7	37.6	25 to 35	69.0	76	58.9
10/02/2023	08:00	0	3	27	105	86	36	7	1	0	0	0	0	0	0	0	0	0	0	0	0	265	30.3	35.6	25 to 35	72.1	130	49.1
10/02/2023	09:00	1	3	20	102	92	28	11	1	0	0	0	0	0	0	0	0	0	0	0	0	258	30.5	35.2	25 to 35	75.2	132	51.2
10/02/2023	10:00	0	5	20	94	96	28	10	2	0	0	0	0	0	0	0	0	0	0	0	0	255	30.6	35.4	25 to 35	74.5	136	53.3
10/02/2023	11:00	0	2	23	116	84	35	8	1	0	0	0	0	0	0	0	0	0	0	0	0	269	30.4	35.6	25 to 35	74.3	128	47.6
10/02/2023	12:00	3	5	40	101	101	36	7	3	0	0	0	0	0	0	0	0	0	0	0	0	296	30	35.3	25 to 35	68.2	147	49.7
10/02/2023	13:00	0	5	22	93	119	38	6	0	1	0	0	0	0	0	0	0	0	0	0	0	284	30.8	35.3	25 to 35	74.6	164	57.7
10/02/2023	14:00	0	12	28	124	105	39	8	0	0	0	0	0	0	0	0	0	0	0	0	0	316	29.9	35	25 to 35	72.5	152	48.1
10/02/2023	15:00	1	8	42	159	114	37	3	1	0	0	0	0	0	0	0	0	0	0	0	0	365	29.4	34.4	25 to 35	74.8	155	42.5
10/02/2023	16:00	1	3	35	130	98	44	8	0	0	0	0	0	0	0	0	0	0	0	0	0	319	30.1	35.5	25 to 35	71.5	150	47.0
10/02/2023	17:00	1	0	29	114	94	43	8	1	0	0	0	0	0	0	0	0	0	0	0	0	290	30.5	35.9	25 to 35	71.7	146	50.3
10/02/2023	18:00	0	1	17	69	75	24	5	0	0	0	0	0	0	0	0	0	0	0	0	0	191	30.6	35	25 to 35	75.4	104	54.5
10/02/2023	19:00	0	0	6	29	47	13	5	2	0	0	0	0	0	0	0	0	0	0	0	0	102	31.9	36.9	25 to 35	74.5	67	65.7
10/02/2023	20:00	1	1	2	11	19	25	10	0	0	0	0	0	0	0	0	0	0	0	0	0	69	34.1	40	30 to 40	63.8	54	78.3
10/02/2023	21:00	0	0	3	9	14	12	5	0	0	0	0	0	0	0	0	0	0	0	0	0	43	33.2	39.6	30 to 40	60.5	31	72.1
10/02/2023	22:00	0	0	7	12	12	8	2	0	0	0	0	0	0	0	0	0	0	0	0	0	41	30.7	37.5	25 to 35	58.5	22	53.7
10/02/2023	23:00	0	0	1	7	13	3	1	0	0	0	0	0	0	0	0	0	0	0	0	0	25	31.6	35	25 to 35	80.0	17	68.0
24 Hr Summary		8	50	332	1332	1238	490	117	15	4	0	0	0	0	0	0	0	0	0	0	0	3586	30.5	35.9	25 to 35	71.7	1864	52.0

Outgoing Histogram

A170 outward 2023

from Wed-Nov-02-2022-12-00-AM to Sat-Feb-18-2023-11-59-PM

Date	Starting Hr:min	<15	15 to <20	20 to <25	25 to <30	30 to <35	35 to <40	40 to <45	45 to <50	50 to <55	55 to <60	60 to <65	65 to <70	70 to <75	75 to <80	80 to <85	85 to <90	90 to <95	95 to <100	100 to >105	Total Counts	Avg Speed (MPH)	85pet Speed	10MPH Pace	% in pace	# of Speeders	% Speeders	
11/02/2023	00:00	0	0	0	1	2	1	2	0	0	0	0	0	0	0	0	0	0	0	0	0	6	35.5	42.5	25 to 35	50.0	5	83.3
11/02/2023	01:00	0	0	0	1	1	0	0	0	0	0	0	0	0	0	0	0	0	0	0	0	2	29.5	35	25 to 35	100.0	1	50.0
11/02/2023	02:00	0	0	0	1	0	0	0	0	0	0	0	0	0	0	0	0	0	0	0	0	1	27	30	20 to 30	100.0	*	*
11/02/2023	03:00	0	0	0	0	0	0	0	0	0	0	0	0	0	0	0	0	0	0	0	0	0	0	0	*	*	*	*
11/02/2023	04:00	0	0	0	1	1	2	0	0	0	0	0	0	0	0	0	0	0	0	0	0	4	33.3	37.5	30 to 40	75.0	3	75.0
11/02/2023	05:00	0	0	0	2	3	0	3	0	0	0	0	0	0	0	0	0	0	0	0	0	8	34.6	43.3	25 to 35	62.5	6	75.0
11/02/2023	06:00	0	0	0	4	6	6	2	1	0	0	0	0	0	0	0	0	0	0	0	0	19	34.7	40	30 to 40	63.2	15	78.9
11/02/2023	07:00	0	0	1	20	17	12	3	0	0	0	0	0	0	0	0	0	0	0	0	0	53	32.1	37.9	25 to 35	69.8	32	60.4
11/02/2023	08:00	0	1	7	31	31	39	8	0	2	0	0	0	0	0	0	0	0	0	0	0	119	33.1	39	30 to 40	58.8	80	67.2
11/02/2023	09:00	3	4	11	47	74	36	7	1	0	0	0	0	0	0	0	0	0	0	0	0	183	31.3	37.4	25 to 35	66.1	118	64.5
11/02/2023	10:00	1	1	18	81	77	54	14	0	1	0	0	0	0	0	0	0	0	0	0	0	247	31.7	38	25 to 35	64.0	146	59.1
11/02/2023	11:00	0	4	16	77	89	57	10	3	0	0	0	0	0	0	0	0	0	0	0	0	256	31.8	37.8	25 to 35	64.8	159	62.1
11/02/2023	12:00	1	9	34	103	127	49	13	1	1	0	0	0	0	0	0	0	0	0	0	0	338	30.7	36.3	25 to 35	68.0	191	56.5
11/02/2023	13:00	2	2	30	78	122	59	13	3	0	0	0	0	0	0	0	0	0	0	0	0	309	31.5	37.5	25 to 35	64.7	197	63.8
11/02/2023	14:00	0	1	16	107	133	48	6	3	0	0	0	0	0	0	0	0	0	0	0	0	314	31.3	36	25 to 35	76.4	190	60.5
11/02/2023	15:00	0	5	27	101	121	38	7	3	0	0	0	0	0	0	0	0	0	0	0	0	302	30.7	35.4	25 to 35	73.5	169	56.0
11/02/2023	16:00	1	8	35	90	107	48	8	2	0	0	0	0	0	0	0	0	0	0	0	0	299	30.5	36.4	25 to 35	65.9	165	55.2
11/02/2023	17:00	0	1	24	91	84	36	9	2	0	0	0	0	0	0	0	0	0	0	0	0	247	30.8	36.4	25 to 35	70.9	131	53.0
11/02/2023	18:00	0	3	14	62	59	24	4	2	0	0	0	0	0	0	0	0	0	0	0	0	168	30.6	36	25 to 35	72.0	89	53.0
11/02/2023	19:00	0	0	8	30	38	17	5	1	0	0	0	0	0	0	0	0	0	0	0	0	99	31.6	37.4	25 to 35	68.7	61	61.6
11/02/2023	20:00	0	1	1	15	19	12	4	1	0	0	0	0	0	0	0	0	0	0	0	0	53	32.7	38.8	25 to 35	64.2	36	67.9
11/02/2023	21:00	0	0	5	14	20	7	4	2	1	0	0	0	0	0	0	0	0	0	0	0	53	32.5	39.3	25 to 35	64.2	34	64.2
11/02/2023	22:00	0	0	2	17	17	8	1	1	0	0	0	0	0	0	0	0	0	0	0	0	46	31.5	36.9	25 to 35	73.9	27	58.7
11/02/2023	23:00	0	0	3	10	10	5	2	0	0	0	0	0	0	0	0	0	0	0	0	0	30	31.2	38	25 to 35	66.7	17	56.7
24 Hr Summary		8	40	252	984	1158	558	125	26	5	0	0	0	0	0	0	0	0	0	0	0	3156	31.3	37.2	25 to 35	67.9	1872	59.3

Outgoing Histogram

A170 outward 2023

from Wed-Nov-02-2022-12-00-AM to Sat-Feb-18-2023-11-59-PM

Date	Starting Hr:min	<15	15 to <20	20 to <25	25 to <30	30 to <35	35 to <40	40 to <45	45 to <50	50 to <55	55 to <60	60 to <65	65 to <70	70 to <75	75 to <80	80 to <85	85 to <90	90 to <95	95 to <100	100 to >105	Total Counts	Avg Speed (MPH)	85pet Speed	10MPH Pace	% in pace	# of Speeders	% Speeders	
12/02/2023	00:00	0	0	1	5	2	4	1	1	0	0	0	0	0	0	0	0	0	0	0	0	14	32.9	40	25 to 35	50.0	8	57.1
12/02/2023	01:00	0	0	1	4	3	1	2	0	1	0	0	0	0	0	0	0	0	0	0	0	12	33.4	42.5	25 to 35	58.3	7	58.3
12/02/2023	02:00	0	0	0	2	1	0	0	0	0	0	0	0	0	0	0	0	0	0	0	0	3	29	35	25 to 35	100.0	1	33.3
12/02/2023	03:00	0	0	0	0	0	0	0	0	0	0	0	0	0	0	0	0	0	0	0	0	0	0	0	*	*	*	*
12/02/2023	04:00	0	0	0	0	0	0	0	0	0	0	0	0	0	0	0	0	0	0	0	0	0	0	0	*	*	*	*
12/02/2023	05:00	0	0	0	0	2	1	1	1	0	0	0	0	0	0	0	0	0	0	0	0	5	38.2	45	30 to 40	60.0	5	100.0
12/02/2023	06:00	0	0	1	5	10	9	3	1	0	0	0	0	0	0	0	0	0	0	0	0	29	34.3	40	30 to 40	65.5	23	79.3
12/02/2023	07:00	0	0	11	31	54	47	20	1	0	0	0	0	0	0	0	0	0	0	0	0	164	33.6	39.6	30 to 40	61.6	122	74.4
12/02/2023	08:00	0	6	20	49	55	23	18	2	0	3	0	0	0	0	0	0	0	0	0	0	176	31.7	39.3	25 to 35	59.1	101	57.4
12/02/2023	09:00	0	1	6	55	54	40	16	2	0	0	0	0	0	0	0	0	0	0	0	0	174	32.7	39	25 to 35	62.6	112	64.4
12/02/2023	10:00	0	2	12	90	70	35	12	0	0	0	0	0	0	0	0	0	0	0	0	0	221	31.1	37	25 to 35	72.4	117	52.9
12/02/2023	11:00	0	0	18	93	94	52	23	0	0	1	0	0	0	0	0	0	0	0	0	0	281	32	38.3	25 to 35	66.5	170	60.5
12/02/2023	12:00	1	6	32	113	153	54	16	2	0	0	0	0	0	0	0	0	0	0	0	0	377	31.1	36.4	25 to 35	70.6	225	59.7
12/02/2023	13:00	2	9	28	139	123	49	12	2	0	0	1	0	0	0	0	0	0	0	0	0	365	30.5	35.9	25 to 35	71.8	187	51.2
12/02/2023	14:00	0	1	28	112	91	33	8	1	0	0	1	0	0	0	0	0	0	0	0	0	275	30.4	35.3	25 to 35	73.8	134	48.7
12/02/2023	15:00	0	1	27	95	106	41	6	0	1	1	0	0	0	0	0	0	0	0	0	0	278	30.9	35.9	25 to 35	72.3	155	55.8
12/02/2023	16:00	0	4	27	90	89	35	8	2	0	0	0	0	0	0	0	0	0	0	0	0	255	30.5	36	25 to 35	70.2	134	52.5
12/02/2023	17:00	0	2	8	61	68	30	12	0	0	0	0	0	0	0	0	0	0	0	0	0	181	31.7	37.5	25 to 35	71.3	110	60.8
12/02/2023	18:00	1	0	12	28	29	19	11	2	0	0	0	0	0	0	0	0	0	0	0	0	102	32	39.5	25 to 35	55.9	61	59.8
12/02/2023	19:00	0	1	3	15	25	13	10	1	1	0	0	0	0	0	0	0	0	0	0	0	69	33.6	41	25 to 35	58.0	50	72.5
12/02/2023	20:00	0	0	4	20	23	8	7	3	0	0	0	0	0	0	0	0	0	0	0	0	65	32.6	40	25 to 35	66.2	41	63.1
12/02/2023	21:00	0	0	0	7	7	10	4	0	0	0	0	0	0	0	0	0	0	0	0	0	28	34.3	40	30 to 40	60.7	21	75.0
12/02/2023	22:00	0	0	0	4	5	2	2	1	0	0	0	0	0	0	0	0	0	0	0	0	14	33.9	42.5	25 to 35	64.3	10	71.4
12/02/2023	23:00	0	0	0	0	1	3	3	0	0	0	0	0	0	0	0	0	0	0	0	0	7	38.6	43.3	35 to 45	85.7	7	100.0
24 Hr Summary		4	33	239	1018	1065	509	195	22	3	5	2	0	0	0	0	0	0	0	0	0	3095	31.5	37.7	25 to 35	67.3	1801	58.2

Outgoing Histogram

A170 outward 2023

from Wed-Nov-02-2022-12-00-AM to Sat-Feb-18-2023-11-59-PM

Date	Starting Hr:min	<15	15 to <20	20 to <25	25 to <30	30 to <35	35 to <40	40 to <45	45 to <50	50 to <55	55 to <60	60 to <65	65 to <70	70 to <75	75 to <80	80 to <85	85 to <90	90 to <95	95 to <100	100 to >105	Total Counts	Avg Speed (MPH)	85pet Speed	10MPH Pace	% in pace	# of Speeders	% Speeders	
13/02/2023	00:00	1	0	1	0	0	2	0	1	0	0	0	0	0	0	0	0	0	0	0	0	5	31	40	30 to 40	40.0	3	60.0
13/02/2023	01:00	0	0	0	1	0	0	1	0	0	0	0	0	0	0	0	0	0	0	0	0	2	34.5	45	20 to 30	50.0	1	50.0
13/02/2023	02:00	0	0	0	0	0	1	0	0	1	0	0	0	0	0	0	0	0	0	0	0	2	44.5	55	30 to 40	50.0	2	100.0
13/02/2023	03:00	0	0	0	0	2	1	0	0	0	0	0	0	0	0	0	0	0	0	0	0	3	34	40	30 to 40	100.0	3	100.0
13/02/2023	04:00	0	0	0	0	0	0	1	0	0	0	0	0	0	0	0	0	0	0	0	0	1	42	45	35 to 45	100.0	1	100.0
13/02/2023	05:00	0	0	0	4	2	5	1	0	1	0	0	0	0	0	0	0	0	0	0	0	13	34.8	40	30 to 40	53.8	9	69.2
13/02/2023	06:00	0	0	0	13	17	14	9	2	0	0	0	0	0	0	0	0	0	0	0	0	55	34.7	41.7	30 to 40	56.4	42	76.4
13/02/2023	07:00	0	3	7	47	43	19	10	1	0	0	0	0	0	0	0	0	0	0	0	0	130	31.4	37.6	25 to 35	69.2	73	56.2
13/02/2023	08:00	0	3	20	69	60	25	7	3	0	0	0	0	0	0	0	0	0	0	0	0	187	30.6	36.4	25 to 35	69.0	95	50.8
13/02/2023	09:00	0	4	21	84	85	28	9	0	0	0	0	0	0	0	0	0	0	0	0	0	231	30.5	35.4	25 to 35	73.2	122	52.8
13/02/2023	10:00	0	4	31	106	88	36	5	1	0	0	0	0	0	0	0	0	0	0	0	0	271	30.1	35.1	25 to 35	71.6	130	48.0
13/02/2023	11:00	0	4	20	75	99	32	5	0	0	0	0	0	0	0	0	0	0	0	0	0	235	30.7	35.3	25 to 35	74.0	136	57.9
13/02/2023	12:00	0	5	24	109	88	31	8	1	0	0	0	0	0	0	0	0	0	0	0	0	266	30.2	35	25 to 35	74.1	128	48.1
13/02/2023	13:00	1	1	21	93	91	39	8	1	0	0	0	0	0	0	0	0	0	0	0	0	255	30.8	36.3	25 to 35	72.2	139	54.5
13/02/2023	14:00	1	2	32	106	105	36	3	0	1	0	0	0	0	0	0	0	0	0	0	0	286	30.1	34.9	25 to 35	73.8	145	50.7
13/02/2023	15:00	0	4	31	105	75	40	2	0	0	0	0	0	0	0	0	0	0	0	0	0	257	29.9	35.4	25 to 35	70.0	117	45.5
13/02/2023	16:00	4	3	29	114	95	40	4	0	0	0	0	0	0	0	0	0	0	0	0	0	289	29.9	35.1	25 to 35	72.3	139	48.1
13/02/2023	17:00	0	2	26	115	107	36	6	0	0	0	0	0	0	0	0	0	0	0	0	0	292	30.3	34.9	25 to 35	76.0	149	51.0
13/02/2023	18:00	0	1	20	53	60	33	6	2	1	0	0	0	0	0	0	0	0	0	0	0	176	31.3	37.4	25 to 35	64.2	102	58.0
13/02/2023	19:00	0	0	5	17	27	17	7	2	0	1	0	0	0	0	0	0	0	0	0	0	76	33.4	39.7	25 to 35	57.9	54	71.1
13/02/2023	20:00	0	0	4	22	23	19	2	0	0	0	0	0	0	0	0	0	0	0	0	0	70	31.9	37.9	25 to 35	64.3	44	62.9
13/02/2023	21:00	0	0	7	15	16	10	6	0	0	0	0	0	0	0	0	0	0	0	0	0	54	31.8	39	25 to 35	57.4	32	59.3
13/02/2023	22:00	0	0	1	10	8	4	2	1	0	0	0	0	0	0	0	0	0	0	0	0	26	32.2	38.8	25 to 35	69.2	15	57.7
13/02/2023	23:00	0	0	1	6	1	3	3	0	0	0	0	0	0	0	0	0	0	0	0	0	14	32.6	41.7	20 to 30	50.0	7	50.0
24 Hr Summary		7	36	301	1164	1092	471	105	15	4	1	0	0	0	0	0	0	0	0	0	0	3196	30.7	36.2	25 to 35	70.6	1688	52.8

Outgoing Histogram

A170 outward 2023

from Wed-Nov-02-2022-12-00-AM to Sat-Feb-18-2023-11-59-PM

Date	Starting Hr:min	<15	15 to <20	20 to <25	25 to <30	30 to <35	35 to <40	40 to <45	45 to <50	50 to <55	55 to <60	60 to <65	65 to <70	70 to <75	75 to <80	80 to <85	85 to <90	90 to <95	95 to <100	100 to >105	Total Counts	Avg Speed (MPH)	85pet Speed	10MPH Pace	% in pace	# of Speeders	% Speeders	
14/02/2023	00:00	0	0	0	2	1	0	0	0	0	0	0	0	0	0	0	0	0	0	0	0	3	28.7	35	25 to 35	100.0	1	33.3
14/02/2023	01:00	0	0	2	1	0	0	0	0	0	0	0	0	0	0	0	0	0	0	0	0	3	24	30	20 to 30	100.0	*	*
14/02/2023	02:00	0	0	0	0	0	0	0	0	0	0	0	0	0	0	0	0	0	0	0	0	0	0	0	*	*	*	*
14/02/2023	03:00	0	0	0	0	1	0	0	0	0	0	0	0	0	0	0	0	0	0	0	0	1	32	35	25 to 35	100.0	1	100.0
14/02/2023	04:00	0	0	1	1	2	2	0	0	0	0	0	0	0	0	0	0	0	0	0	0	6	31.3	37.5	30 to 40	66.7	4	66.7
14/02/2023	05:00	0	0	0	2	0	4	1	0	0	0	0	0	0	0	0	0	0	0	0	0	7	35.1	40	35 to 45	71.4	5	71.4
14/02/2023	06:00	0	0	2	14	9	10	3	2	0	0	0	0	0	0	0	0	0	0	0	0	40	32.9	39.5	25 to 35	57.5	24	60.0
14/02/2023	07:00	0	2	11	40	46	28	11	0	0	0	0	0	0	0	0	0	0	0	0	0	138	31.8	38.2	25 to 35	62.3	85	61.6
14/02/2023	08:00	0	3	15	68	69	31	10	2	0	0	0	0	0	0	0	0	0	0	0	0	198	31.2	37.1	25 to 35	69.2	112	56.6
14/02/2023	09:00	0	4	9	60	72	49	3	0	0	0	0	0	0	0	0	0	0	0	0	0	197	31.6	37.2	25 to 35	67.0	124	62.9
14/02/2023	10:00	0	3	12	82	93	42	3	0	0	0	0	0	0	0	0	0	0	0	0	0	235	31	36.2	25 to 35	74.5	138	58.7
14/02/2023	11:00	0	5	13	79	90	34	9	1	0	0	0	0	0	0	0	0	0	0	0	0	231	31.1	36.3	25 to 35	73.2	134	58.0
14/02/2023	12:00	0	2	27	121	103	36	6	0	0	0	0	0	0	0	0	0	0	0	0	0	295	30.2	34.9	25 to 35	75.9	145	49.2
14/02/2023	13:00	0	3	29	93	100	37	1	0	0	0	0	0	0	0	0	0	0	0	0	0	263	30.2	35	25 to 35	73.4	138	52.5
14/02/2023	14:00	0	5	34	106	93	39	4	1	0	0	0	0	0	0	0	0	0	0	0	0	282	30	35.3	25 to 35	70.6	137	48.6
14/02/2023	15:00	0	6	39	106	97	49	8	0	0	0	0	0	0	0	0	0	0	0	0	0	305	30.2	36.1	25 to 35	66.6	154	50.5
14/02/2023	16:00	0	4	24	145	114	39	6	1	0	0	0	0	0	0	0	0	0	0	0	0	333	30.2	34.8	25 to 35	77.8	160	48.0
14/02/2023	17:00	0	7	32	104	86	41	13	0	0	0	0	0	0	0	0	0	0	0	0	0	283	30.3	36.5	25 to 35	67.1	140	49.5
14/02/2023	18:00	3	3	26	54	59	22	10	3	0	0	0	0	0	0	0	0	0	0	0	0	180	30.4	36.8	25 to 35	62.8	94	52.2
14/02/2023	19:00	0	0	8	33	39	15	1	0	0	0	0	0	0	0	0	0	0	0	0	0	96	30.8	35.7	25 to 35	75.0	55	57.3
14/02/2023	20:00	0	1	6	19	26	9	3	1	1	0	0	0	0	0	0	0	0	0	0	0	66	31.5	37.2	25 to 35	68.2	40	60.6
14/02/2023	21:00	0	0	0	12	19	6	2	2	3	0	0	0	0	0	0	0	0	0	0	0	44	34.2	40	25 to 35	70.5	32	72.7
14/02/2023	22:00	0	0	2	15	8	4	6	2	0	0	0	0	0	0	0	0	0	0	0	0	37	32.8	41.7	25 to 35	62.2	20	54.1
14/02/2023	23:00	0	0	1	3	2	2	1	1	0	0	0	0	0	0	0	0	0	0	0	0	10	33.1	40	25 to 35	50.0	6	60.0
24 Hr Summary		3	48	293	1160	1129	499	101	16	4	0	0	0	0	0	0	0	0	0	0	0	3253	30.7	36.3	25 to 35	70.4	1749	53.8

Outgoing Histogram

A170 outward 2023

from Wed-Nov-02-2022-12-00-AM to Sat-Feb-18-2023-11-59-PM

Date	Starting Hr:min	<15	15 to <20	20 to <25	25 to <30	30 to <35	35 to <40	40 to <45	45 to <50	50 to <55	55 to <60	60 to <65	65 to <70	70 to <75	75 to <80	80 to <85	85 to <90	90 to <95	95 to <100	100 to >105	Total Counts	Avg Speed (MPH)	85pet Speed	10MPH Pace	% in pace	# of Speeders	% Speeders	
15/02/2023	00:00	0	0	0	2	1	2	0	0	0	0	0	0	0	0	0	0	0	0	0	0	5	32.2	37.5	25 to 35	60.0	3	60.0
15/02/2023	01:00	0	0	0	0	2	0	1	0	1	0	0	0	0	0	0	0	0	0	0	0	4	39.5	45	25 to 35	50.0	4	100.0
15/02/2023	02:00	0	0	0	0	0	1	0	0	0	0	0	0	0	0	0	0	0	0	0	0	1	37	40	30 to 40	100.0	1	100.0
15/02/2023	03:00	0	0	0	0	1	0	0	0	0	0	0	0	0	0	0	0	0	0	0	0	1	32	35	25 to 35	100.0	1	100.0
15/02/2023	04:00	1	0	1	1	0	1	1	0	0	0	0	0	0	0	0	0	0	0	0	0	5	28	40	20 to 30	40.0	2	40.0
15/02/2023	05:00	0	0	3	4	2	2	1	0	0	0	0	0	0	0	0	0	0	0	0	0	12	29.7	37.5	20 to 30	58.3	5	41.7
15/02/2023	06:00	0	1	2	11	9	13	4	1	0	0	0	0	0	0	0	0	0	0	0	0	41	33.1	39.6	30 to 40	53.7	27	65.9
15/02/2023	07:00	0	0	9	37	40	32	8	0	1	1	0	0	0	0	0	0	0	0	0	0	128	32.5	38.6	25 to 35	60.2	82	64.1
15/02/2023	08:00	0	2	24	69	60	25	7	1	0	0	0	0	0	0	0	0	0	0	0	0	188	30.3	36	25 to 35	68.6	93	49.5
15/02/2023	09:00	0	0	19	65	81	51	17	0	1	0	0	0	0	0	0	0	0	0	0	0	234	32.2	38.3	25 to 35	62.4	150	64.1
15/02/2023	10:00	0	3	20	85	95	53	12	2	0	0	0	0	0	0	0	0	0	0	0	0	270	31.5	37.5	25 to 35	66.7	162	60.0
15/02/2023	11:00	1	2	30	89	99	42	8	1	0	0	0	0	0	0	0	0	0	0	0	0	272	30.7	36.2	25 to 35	69.1	150	55.1
15/02/2023	12:00	0	4	28	92	114	40	12	1	2	0	0	0	0	0	0	0	0	0	0	0	293	31	36.4	25 to 35	70.3	169	57.7
15/02/2023	13:00	0	1	25	104	96	45	5	0	0	0	0	0	0	0	0	0	0	0	0	0	276	30.6	36	25 to 35	72.5	146	52.9
15/02/2023	14:00	1	4	26	90	95	41	7	0	0	0	0	0	0	0	0	0	0	0	0	0	264	30.5	36	25 to 35	70.1	143	54.2
15/02/2023	15:00	2	0	24	101	97	48	10	2	0	0	0	0	0	0	0	0	0	0	0	0	284	31	36.8	25 to 35	69.7	157	55.3
15/02/2023	16:00	0	3	27	111	126	48	10	0	1	0	0	0	0	0	0	0	0	0	0	0	326	30.9	36	25 to 35	72.7	185	56.7
15/02/2023	17:00	3	10	39	124	96	30	5	2	0	1	0	0	0	0	0	0	0	0	0	0	310	29.4	34.6	25 to 35	71.0	134	43.2
15/02/2023	18:00	0	1	19	55	59	24	5	2	0	0	0	0	0	0	0	0	0	0	0	0	165	30.8	36.2	25 to 35	69.1	90	54.5
15/02/2023	19:00	0	1	7	27	39	17	7	0	0	0	0	0	0	0	0	0	0	0	0	0	98	31.8	37.6	25 to 35	67.3	63	64.3
15/02/2023	20:00	0	0	6	19	16	10	7	1	1	0	0	0	0	0	0	0	0	0	0	0	60	32.4	40	25 to 35	58.3	35	58.3
15/02/2023	21:00	0	1	4	11	16	10	5	0	0	0	0	0	0	0	0	0	0	0	0	0	47	32.2	39	25 to 35	57.4	31	66.0
15/02/2023	22:00	0	0	5	24	17	6	4	0	0	0	0	0	0	0	0	0	0	0	0	0	56	30.6	36.7	25 to 35	73.2	27	48.2
15/02/2023	23:00	0	0	0	1	2	1	1	1	0	0	0	0	0	0	0	0	0	0	0	0	6	36.2	45	25 to 35	50.0	5	83.3
24 Hr Summary		8	33	318	1122	1163	542	137	14	7	2	0	0	0	0	0	0	0	0	0	0	3346	31	36.8	25 to 35	68.3	1865	55.7



Outgoing Histogram

A170 outward 2023

from Wed-Nov-02-2022-12-00-AM to Sat-Feb-18-2023-11-59-PM

Date	Starting Hr:min	<15	15 to <20	20 to <25	25 to <30	30 to <35	35 to <40	40 to <45	45 to <50	50 to <55	55 to <60	60 to <65	65 to <70	70 to <75	75 to <80	80 to <85	85 to <90	90 to <95	95 to <100	100 to >105	Total Counts	Avg Speed (MPH)	85pet Speed	10MPH Pace	% in pace	# of Speeders	% Speeders
16/02/2023	00:00	0	0	1	1	6	1	0	0	0	0	0	0	0	0	0	0	0	0	0	9	31.1	35	25 to 35	77.8	7	77.8
16/02/2023	01:00	0	0	0	0	1	1	0	0	0	0	0	0	0	0	0	0	0	0	0	2	34.5	40	30 to 40	100.0	2	100.0
16/02/2023	02:00	0	0	0	0	1	0	0	0	0	0	0	0	0	0	0	0	0	0	0	1	32	35	25 to 35	100.0	1	100.0
16/02/2023	03:00	0	0	0	0	0	0	0	0	0	0	0	0	0	0	0	0	0	0	0	0	0	0	*	*	*	*
16/02/2023	04:00	0	0	0	1	1	0	1	0	0	0	0	0	0	0	0	0	0	0	0	3	33.7	45	25 to 35	66.7	2	66.7
16/02/2023	05:00	0	0	0	2	2	2	0	0	0	0	0	0	0	0	0	0	0	0	0	6	32.2	37.5	25 to 35	66.7	4	66.7
16/02/2023	06:00	0	0	0	12	15	9	6	1	1	0	0	0	0	0	0	0	0	0	0	44	34.2	40.8	25 to 35	61.4	32	72.7
16/02/2023	07:00	0	2	8	49	35	24	3	0	2	0	0	0	0	0	0	0	0	0	0	123	31.1	37.3	25 to 35	68.3	64	52.0
16/02/2023	08:00	2	6	10	63	66	26	4	2	0	0	0	0	0	0	0	0	0	0	0	179	30.5	36	25 to 35	72.1	98	54.7
16/02/2023	09:00	0	3	13	78	73	29	5	1	0	0	0	0	0	0	0	0	0	0	0	202	30.7	35.9	25 to 35	74.8	108	53.5
16/02/2023	10:00	0	5	25	102	97	50	6	0	0	0	0	0	0	0	0	0	0	0	0	285	30.6	36.3	25 to 35	69.8	153	53.7
16/02/2023	11:00	1	5	23	81	90	44	10	2	0	0	0	0	0	0	0	0	0	0	0	256	31	37	25 to 35	66.8	146	57.0
16/02/2023	12:00	0	4	23	101	84	45	9	1	1	0	0	0	0	0	0	0	0	0	0	268	30.8	36.8	25 to 35	69.0	140	52.2
16/02/2023	13:00	0	2	33	88	119	36	3	0	0	0	0	0	0	0	0	0	0	0	0	281	30.4	34.9	25 to 35	73.7	158	56.2
16/02/2023	14:00	0	4	22	103	93	39	4	1	0	0	0	0	0	0	0	0	0	0	0	266	30.4	35.5	25 to 35	73.7	137	51.5
16/02/2023	15:00	0	6	26	105	121	27	6	1	1	0	0	0	0	0	0	0	0	0	0	293	30.3	34.6	25 to 35	77.1	156	53.2
16/02/2023	16:00	1	6	40	120	105	48	6	0	0	0	0	0	0	0	0	0	0	0	0	326	30	35.5	25 to 35	69.0	159	48.8
16/02/2023	17:00	0	9	31	129	82	35	9	1	0	0	0	0	0	0	0	0	0	0	0	296	29.7	35.1	25 to 35	71.3	127	42.9
16/02/2023	18:00	0	4	15	61	74	22	7	1	0	0	0	0	0	0	0	0	0	0	0	184	30.7	35.5	25 to 35	73.4	104	56.5
16/02/2023	19:00	0	0	2	37	31	20	4	2	0	0	0	0	0	0	0	0	0	0	0	96	32.1	38	25 to 35	70.8	57	59.4
16/02/2023	20:00	0	2	5	27	31	10	5	4	2	0	0	0	0	0	0	0	0	0	0	86	32.3	39	25 to 35	67.4	52	60.5
16/02/2023	21:00	0	2	2	16	21	9	1	0	1	0	0	0	0	0	0	0	0	0	0	52	31.3	36.7	25 to 35	71.2	32	61.5
16/02/2023	22:00	0	0	4	16	18	7	6	1	1	0	0	0	0	0	0	0	0	0	0	53	32.6	40	25 to 35	64.2	33	62.3
16/02/2023	23:00	0	0	0	3	4	3	2	0	1	0	0	0	0	0	0	0	0	0	0	13	35.3	42.5	25 to 35	53.8	10	76.9
24 Hr Summary		4	60	283	1195	1170	487	97	18	10	0	0	0	0	0	0	0	0	0	0	3324	30.7	36.2	25 to 35	71.1	1782	53.6

Outgoing Histogram

A170 outward 2023

from Wed-Nov-02-2022-12-00-AM to Sat-Feb-18-2023-11-59-PM

Date	Starting Hr:min	<15	15 to <20	20 to <25	25 to <30	30 to <35	35 to <40	40 to <45	45 to <50	50 to <55	55 to <60	60 to <65	65 to <70	70 to <75	75 to <80	80 to <85	85 to <90	90 to <95	95 to <100	100 to >105	Total Counts	Avg Speed (MPH)	85pct Speed	10MPH Pace	% in pace	# of Speeders	% Speeders	
17/02/2023	00:00	0	1	0	3	0	0	0	0	0	0	0	0	0	0	0	0	0	0	0	0	4	24.8	28.3	20 to 30	75.0	*	*
17/02/2023	01:00	0	0	0	0	0	0	1	0	1	0	0	0	0	0	0	0	0	0	0	0	2	47	55	35 to 45	50.0	2	100.0
17/02/2023	02:00	0	0	0	1	0	0	0	0	0	0	0	0	0	0	0	0	0	0	0	0	1	27	30	20 to 30	100.0	*	*
17/02/2023	03:00	0	0	0	0	0	2	0	0	0	0	0	0	0	0	0	0	0	0	0	0	2	37	40	30 to 40	100.0	2	100.0
17/02/2023	04:00	0	2	1	1	1	0	2	0	0	0	0	0	0	0	0	0	0	0	0	0	7	28.7	42.5	15 to 25	42.9	3	42.9
17/02/2023	05:00	0	0	1	3	4	2	2	0	0	0	0	0	0	0	0	0	0	0	0	0	12	32.7	40	25 to 35	58.3	8	66.7
17/02/2023	06:00	0	1	2	17	13	6	5	1	1	0	0	0	0	0	0	0	0	0	0	0	46	32.3	40	25 to 35	65.2	26	56.5
17/02/2023	07:00	0	1	3	27	30	21	8	2	1	0	0	0	0	0	0	0	0	0	0	0	93	33	39.3	25 to 35	61.3	62	66.7
17/02/2023	08:00	0	2	12	44	60	27	9	3	0	0	0	0	0	0	0	0	0	0	0	0	157	31.8	37.8	25 to 35	66.2	99	63.1
17/02/2023	09:00	0	1	21	68	75	29	3	0	0	0	0	0	0	0	0	0	0	0	0	0	197	30.5	35.3	25 to 35	72.6	107	54.3
17/02/2023	10:00	0	3	10	76	74	40	11	0	0	0	0	0	0	0	0	0	0	0	0	0	214	31.5	37.4	25 to 35	70.1	125	58.4
17/02/2023	11:00	0	5	25	81	99	47	13	1	0	0	0	0	0	0	0	0	0	0	0	0	271	31.2	37.1	25 to 35	66.4	160	59.0
17/02/2023	12:00	0	3	11	80	121	43	14	2	1	0	0	0	0	0	0	0	0	0	0	0	275	31.9	37.2	25 to 35	73.1	181	65.8
17/02/2023	13:00	0	3	31	80	121	50	11	0	1	0	0	0	0	0	0	0	0	0	0	0	297	31.2	36.7	25 to 35	67.7	183	61.6
17/02/2023	14:00	1	3	16	91	130	51	20	1	0	0	0	0	0	0	0	0	0	0	0	0	313	31.8	37.5	25 to 35	70.6	202	64.5
17/02/2023	15:00	0	4	24	121	131	48	8	2	0	0	0	0	0	0	0	0	0	0	0	0	338	30.8	35.7	25 to 35	74.6	189	55.9
17/02/2023	16:00	3	7	41	136	113	51	11	0	0	0	0	0	0	0	0	0	0	0	0	0	362	30	35.8	25 to 35	68.8	175	48.3
17/02/2023	17:00	0	5	21	98	112	41	11	0	0	0	0	0	0	0	0	0	0	0	0	0	288	30.9	36.1	25 to 35	72.9	164	56.9
17/02/2023	18:00	0	3	19	56	65	33	6	2	0	0	0	0	0	0	0	0	0	0	0	0	184	31.1	37	25 to 35	65.8	106	57.6
17/02/2023	19:00	0	0	12	45	45	16	5	1	0	0	0	0	0	0	0	0	0	0	0	0	124	30.8	35.9	25 to 35	72.6	67	54.0
17/02/2023	20:00	0	0	5	14	30	11	5	0	1	0	0	0	0	0	0	0	0	0	0	0	66	32.5	38.2	25 to 35	66.7	47	71.2
17/02/2023	21:00	0	0	5	17	16	5	1	0	0	0	0	0	0	0	0	0	0	0	0	0	44	30.1	34.7	25 to 35	75.0	22	50.0
17/02/2023	22:00	0	0	4	13	12	14	2	1	1	0	0	0	0	0	0	0	0	0	0	0	47	32.8	38.9	30 to 40	55.3	30	63.8
17/02/2023	23:00	0	0	1	3	8	6	2	1	0	0	0	0	0	0	0	0	0	0	0	0	21	34.2	40	30 to 40	66.7	17	81.0
24 Hr Summary		4	44	265	1075	1260	543	150	17	7	0	0	0	0	0	0	0	0	0	0	0	3365	31.2	37	25 to 35	69.4	1977	58.8

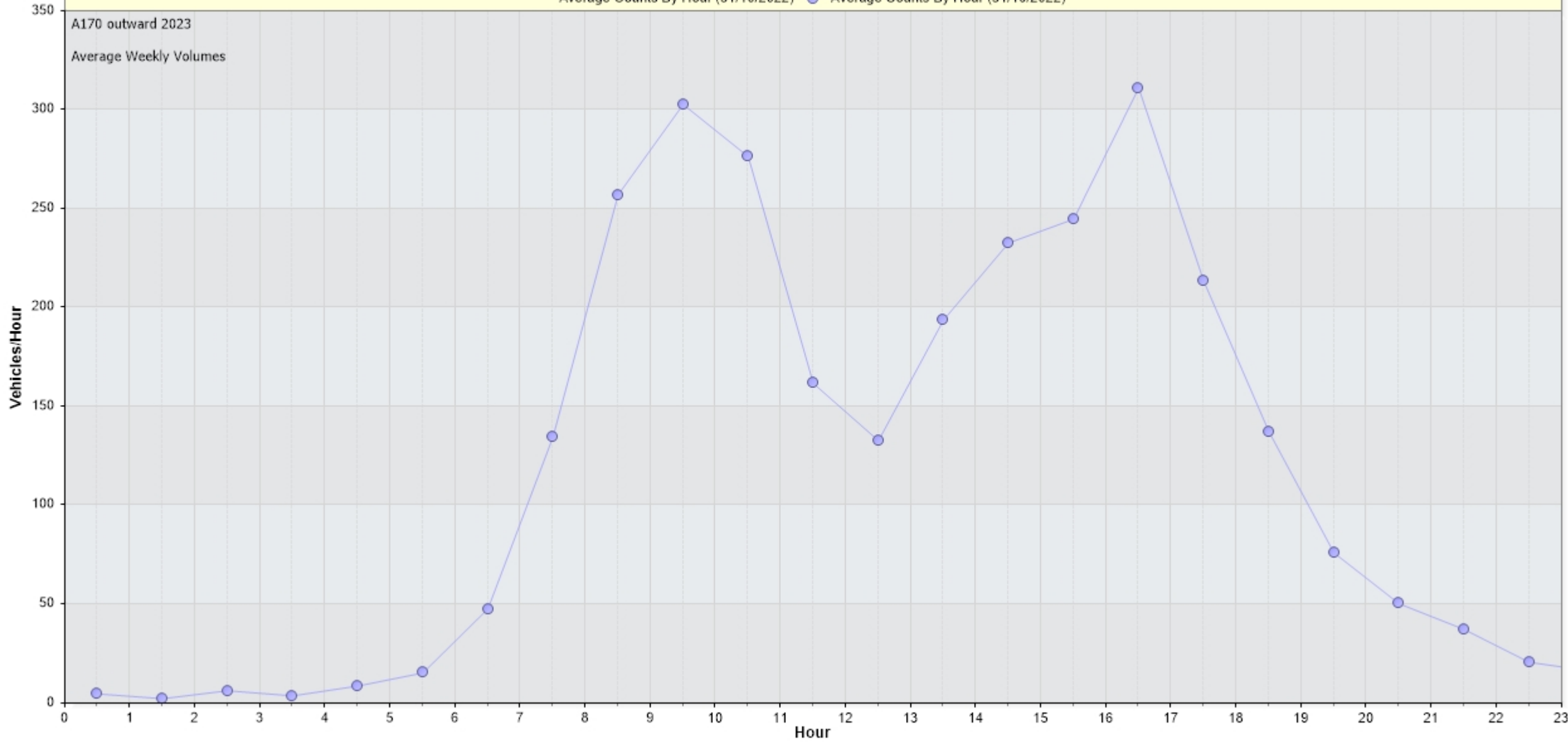
Outgoing Histogram

A170 outward 2023

from Wed-Nov-02-2022-12-00-AM to Sat-Feb-18-2023-11-59-PM

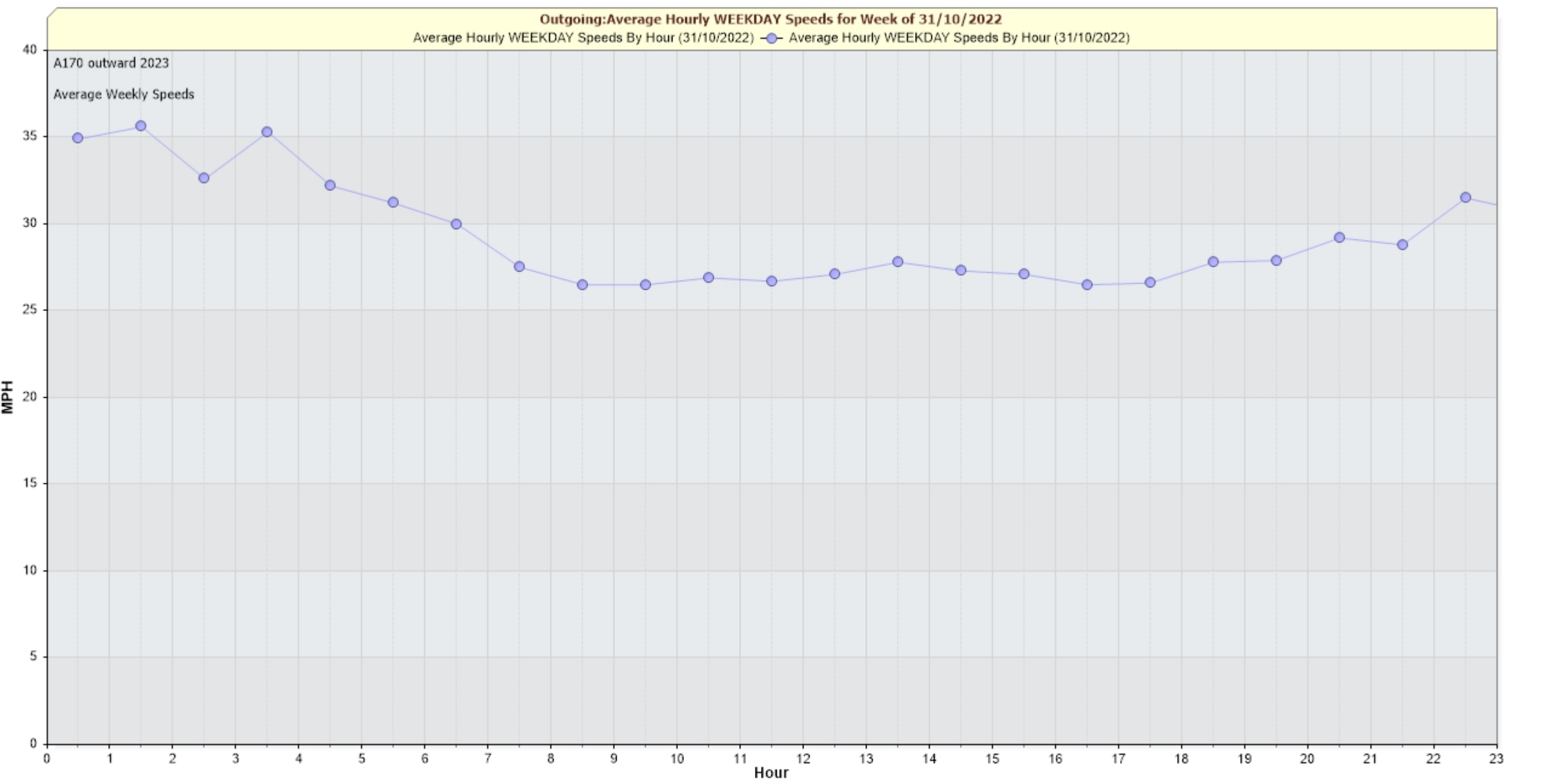
Date	Starting Hr:min	<15	15 to <20	20 to <25	25 to <30	30 to <35	35 to <40	40 to <45	45 to <50	50 to <55	55 to <60	60 to <65	65 to <70	70 to <75	75 to <80	80 to <85	85 to <90	90 to <95	95 to <100	100 to >105	Total Counts	Avg Speed (MPH)	85pet Speed	10MPH Pace	% in pace	# of Speeders	% Speeders	
18/02/2023	00:00	0	0	1	1	1	1	1	0	0	0	0	0	0	0	0	0	0	0	0	0	5	32	40	20 to 30	40.0	3	60.0
18/02/2023	01:00	0	0	0	0	2	1	0	0	0	0	0	0	0	0	0	0	0	0	0	0	3	33.7	40	30 to 40	100.0	3	100.0
18/02/2023	02:00	0	0	0	0	0	2	0	0	0	0	0	0	0	0	0	0	0	0	0	0	2	37	40	30 to 40	100.0	2	100.0
18/02/2023	03:00	0	0	0	1	0	2	0	0	0	0	0	0	0	0	0	0	0	0	0	0	3	34	40	30 to 40	66.7	2	66.7
18/02/2023	04:00	0	0	0	0	1	1	0	1	0	0	0	0	0	0	0	0	0	0	0	0	3	38.7	50	30 to 40	66.7	3	100.0
18/02/2023	05:00	0	0	0	1	2	0	2	0	0	0	0	0	0	0	0	0	0	0	0	0	5	35.2	42.5	25 to 35	60.0	4	80.0
18/02/2023	06:00	0	0	0	6	5	3	4	0	0	0	0	0	0	0	0	0	0	0	0	0	18	33.7	41.2	25 to 35	61.1	12	66.7
18/02/2023	07:00	0	0	1	12	14	7	7	0	0	0	0	0	0	0	0	0	0	0	0	0	41	33.2	40.7	25 to 35	63.4	28	68.3
18/02/2023	08:00	1	2	6	30	47	18	8	3	0	0	0	0	0	0	0	0	0	0	0	0	115	32	38.3	25 to 35	67.0	76	66.1
18/02/2023	09:00	2	0	9	54	80	28	9	1	0	0	0	0	0	0	0	0	0	0	0	0	183	31.6	37	25 to 35	73.2	118	64.5
18/02/2023	10:00	0	4	29	123	96	43	10	0	0	0	0	0	0	0	0	0	0	0	0	0	305	30.4	35.8	25 to 35	71.8	149	48.9
18/02/2023	11:00	1	2	34	99	103	52	12	1	0	0	0	0	0	0	0	0	0	0	0	0	304	30.9	36.8	25 to 35	66.4	168	55.3
18/02/2023	12:00	1	4	29	96	119	42	7	2	0	0	0	0	0	0	0	0	0	0	0	0	300	30.7	35.7	25 to 35	71.7	170	56.7
18/02/2023	13:00	0	5	19	85	90	44	11	3	1	0	0	0	0	0	0	0	0	0	0	0	258	31.3	37.3	25 to 35	67.8	149	57.8
18/02/2023	14:00	0	3	11	84	94	53	9	1	0	0	0	0	0	0	0	0	0	0	0	0	255	31.7	37.4	25 to 35	69.8	157	61.6
18/02/2023	15:00	0	3	20	103	114	35	14	5	0	0	0	0	0	0	0	0	0	0	0	0	294	31.2	36.4	25 to 35	73.8	168	57.1
18/02/2023	16:00	0	3	27	102	111	29	10	0	0	0	0	0	0	0	0	0	0	0	0	0	282	30.4	34.9	25 to 35	75.5	150	53.2
18/02/2023	17:00	0	5	23	87	70	35	5	1	0	0	0	0	0	0	0	0	0	0	0	0	226	30.3	36	25 to 35	69.5	111	49.1
18/02/2023	18:00	0	2	7	50	42	17	9	2	0	0	0	0	0	0	0	0	0	0	0	0	129	31.3	37.6	25 to 35	71.3	70	54.3
18/02/2023	19:00	0	0	6	23	23	18	5	0	0	1	0	0	0	0	0	0	0	0	0	0	76	32.3	38.6	25 to 35	60.5	47	61.8
18/02/2023	20:00	0	0	3	13	19	11	5	2	0	0	0	0	0	0	0	0	0	0	0	0	53	33.2	39.5	25 to 35	60.4	37	69.8
18/02/2023	21:00	0	1	3	16	19	7	3	0	0	0	0	0	0	0	0	0	0	0	0	0	49	31.2	37.1	25 to 35	71.4	29	59.2
18/02/2023	22:00	0	0	4	13	9	7	5	1	0	0	0	0	0	0	0	0	0	0	0	0	39	32.2	40	25 to 35	56.4	22	56.4
18/02/2023	23:00	0	0	0	13	11	4	0	1	0	0	0	0	0	0	0	0	0	0	0	0	29	31.3	36.2	25 to 35	82.8	16	55.2
24 Hr Summary		5	34	232	1012	1072	460	136	24	1	1	0	0	0	0	0	0	0	0	0	0	2977	31.1	36.9	25 to 35	70.0	1694	56.9

Outgoing:Average Hourly Volume for Week of 31/10/2022  
Average Counts By Hour (31/10/2022) - Average Counts By Hour (31/10/2022)



Outgoing: Average Hourly WEEKDAY Speeds for Week of 31/10/2022  
Average Hourly WEEKDAY Speeds By Hour (31/10/2022) — Average Hourly WEEKDAY Speeds By Hour (31/10/2022)

A170 outward 2023  
Average Weekly Speeds



Outgoing: Daily Volume for Week of 31/10/2022

Daily Vehicle Counts

Day

Vehicles

3,500  
3,000  
2,500  
2,000  
1,500  
1,000  
500  
0

Monday

Tuesday

Wednesday

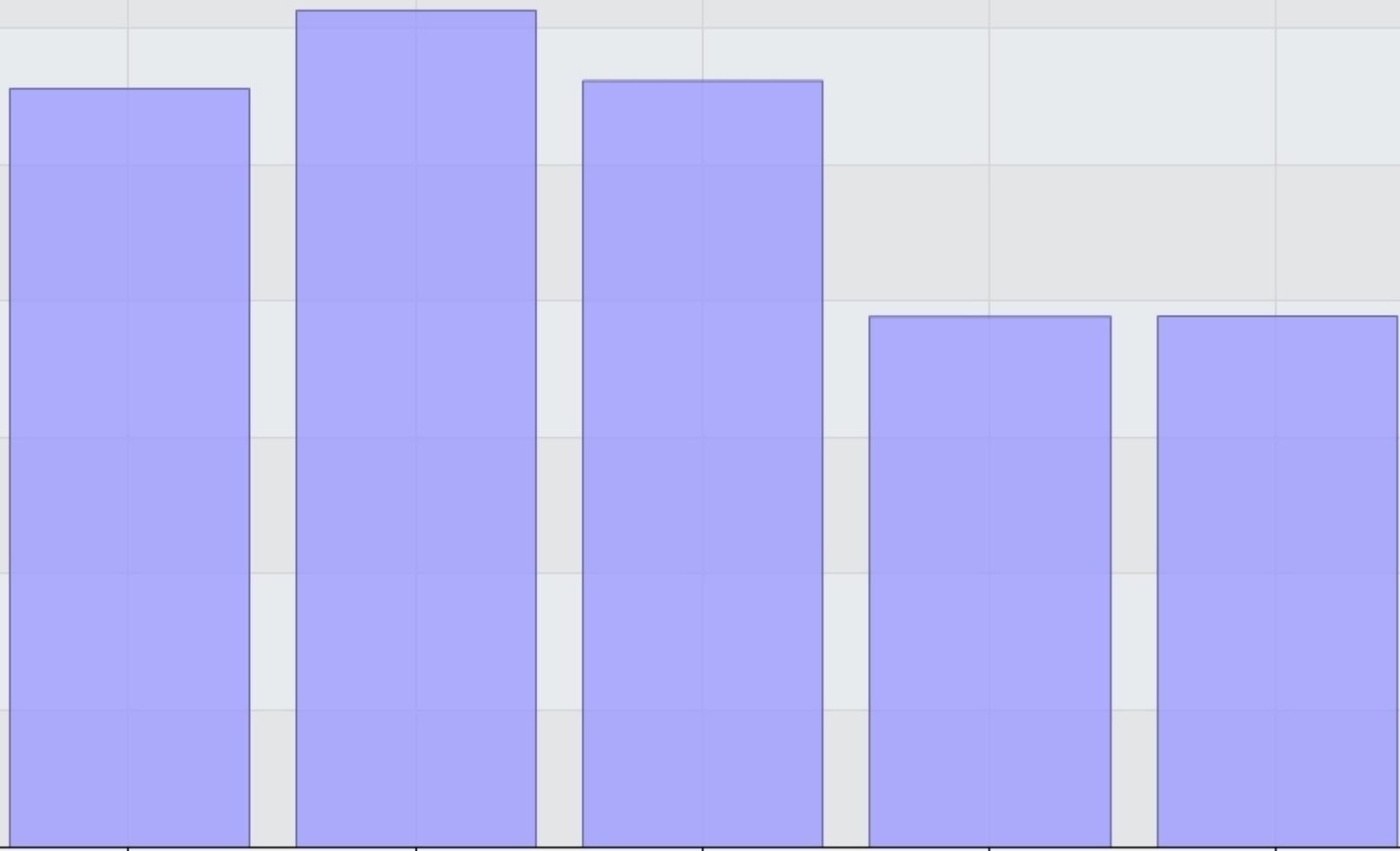
Thursday

Friday

Saturday

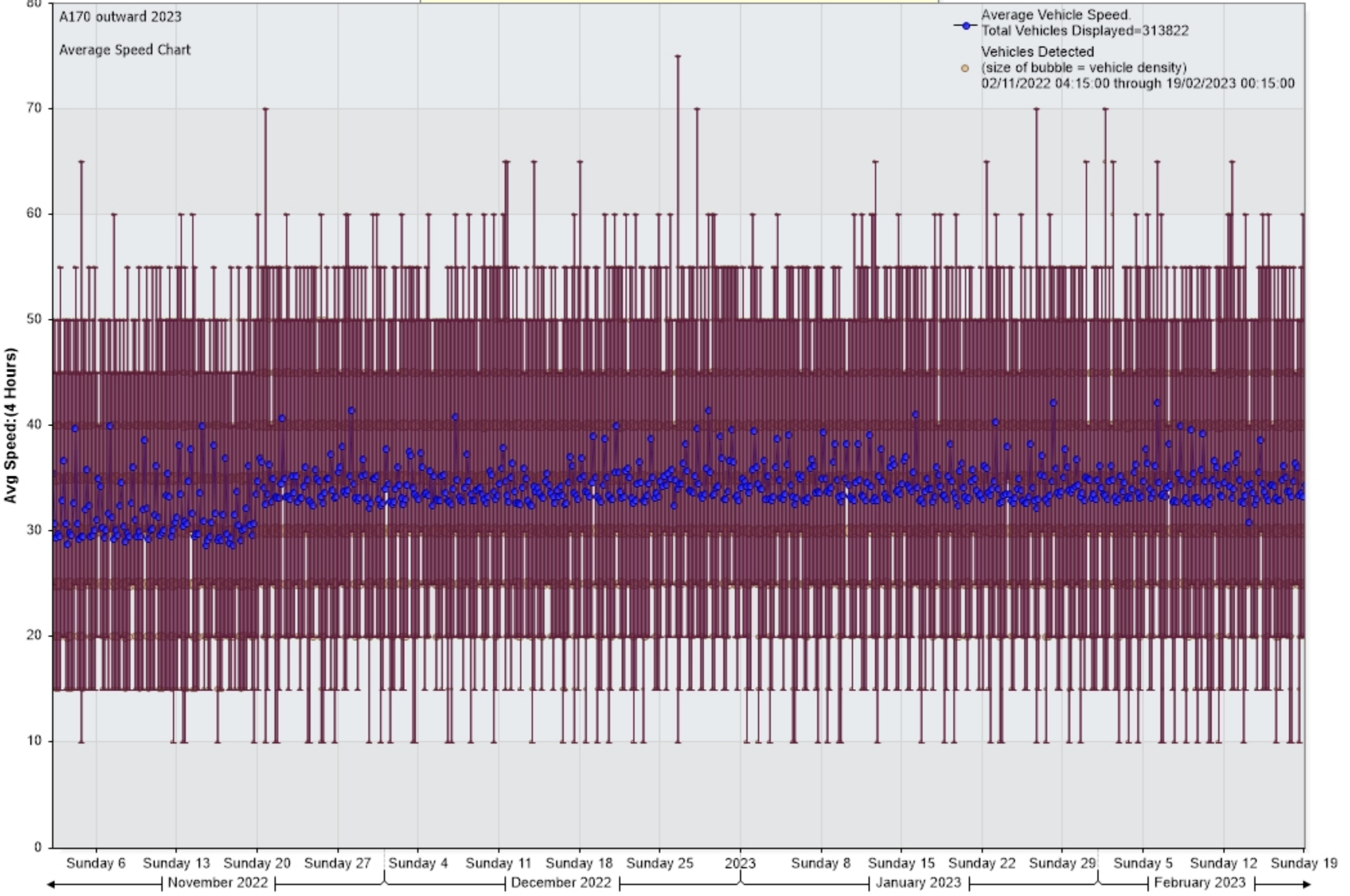
Sunday

A170 outward 2023  
Daily Volumes



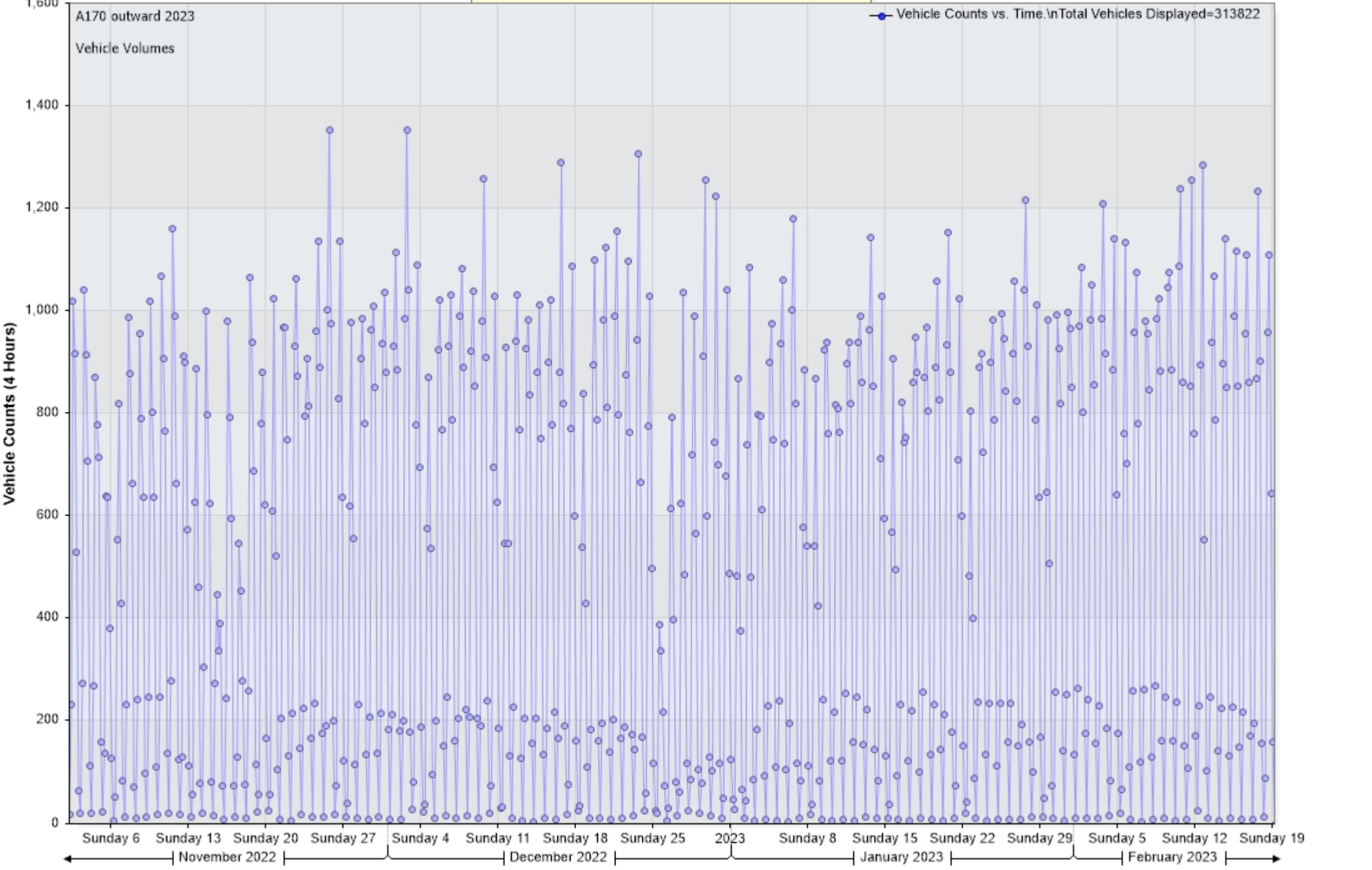
Zoom help

### Average Vehicle Speed (MPH) vs. Time [A170 outward 2023:Outgoing]



Zoom help

### Vehicle Counts vs. Time [A170 outward 2023: Outgoing]



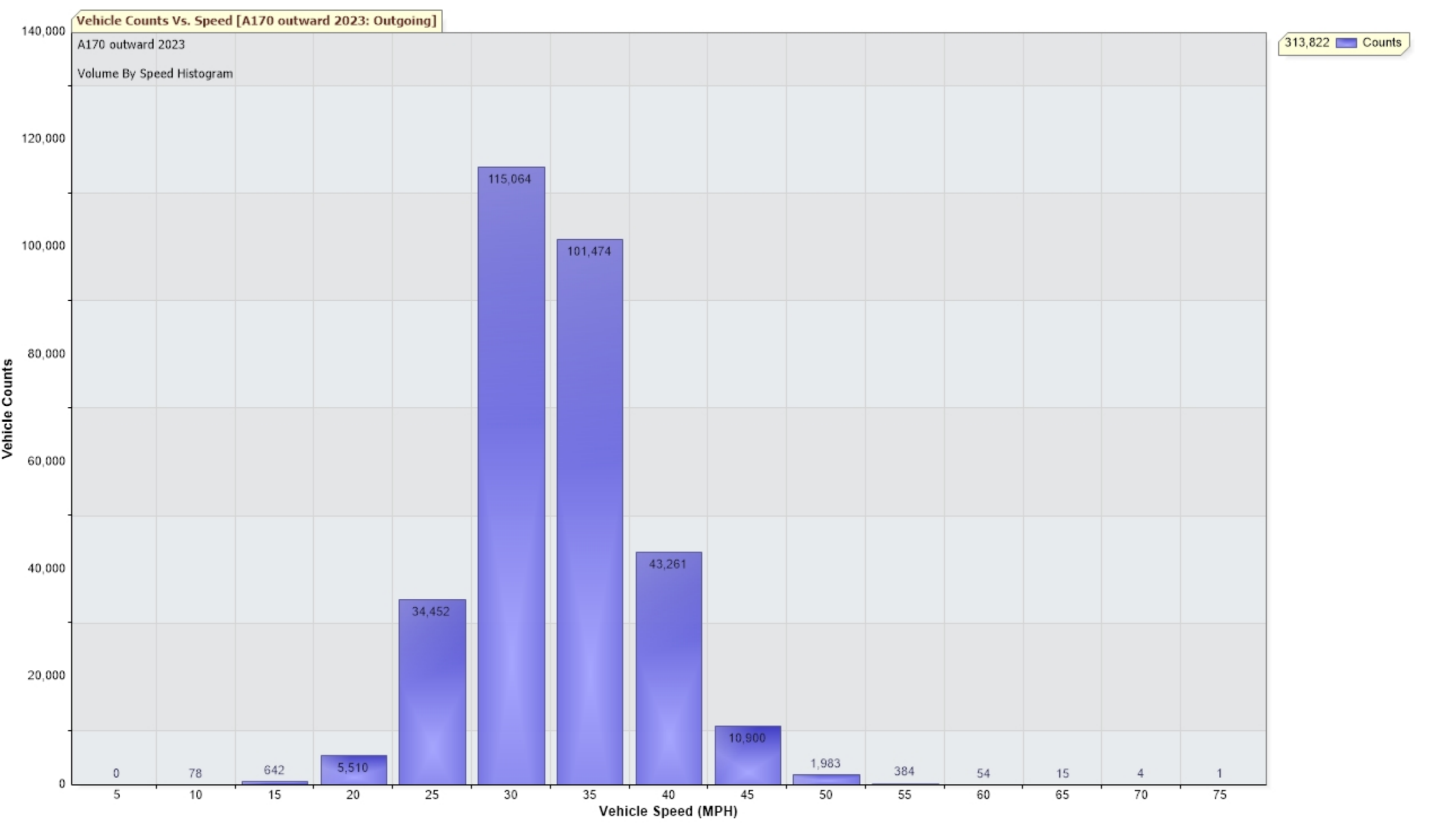


Vehicle Counts Vs. Speed [A170 outward 2023: Outgoing]

A170 outward 2023

Volume By Speed Histogram

313,822 Counts



Percentile Counts Vs. Speed for [A170 outward 2023: Outgoing]

A170 outward 2023  
85th Pct Speed=36.1 MPH  
Vehicles in data=313822  
02/11/2022 00:00:00 to 18/02/2023 23:59:59

