

For Project: B1257 outward to 22nd June 2022  
 Project Notes:  
 Location/Name: Incoming  
 Report Generated: 06/23/2022 11:14  
 Speed Intervals 5 MPH  
 Time Intervals 5  
 Traffic Report From 04/19/2022 13:00:00 through 06/22/2022 13:59:59  
 85th Percentile Speed 32 MPH  
 85th Percentile Vehicles 56423  
 Max Speed 55 MPH on 04/29/2022 22:30:00  
 Total Vehicles 66380  
 AADT: 1036

## Volumes - weekly counts

	<b>Time</b>	<b>5 Day</b>	<b>7 Day</b>
Average Daily		988	1024
AM Peak	11:00	85	92
PM Peak	03:00	99	103

## Speed

Speed Limit: 30  
 85th Percentile Speed: 32  
 Average Speed: 27.24

	<b>Monday</b>	<b>Tuesday</b>	<b>Wednesday</b>	<b>Thursday</b>	<b>Friday</b>	<b>Saturday</b>	<b>Sunday</b>
Count over limit	2102	2214	2263	2206	2231	2005	2067
% over limit	23.8	24.2	25.2	23.8	22.1	20.4	20.2
Avg Speeder	33.3	33.4	33.5	33.4	33.4	33.4	33.3

Day/Time Ending	85th pctl (mph)	85th pctl cnts	Total Cnts	Max Speed	Avg Speeder	% Speeders
19/04/2022 14:00:00	29.0	8	10	35	32.5	10.0%
19/04/2022 15:00:00	31.9	71	83	40	33.1	21.7%
19/04/2022 16:00:00	31.5	95	112	45	33.4	20.5%
19/04/2022 17:00:00	33.6	87	102	45	33.8	34.3%
19/04/2022 18:00:00	33.0	62	73	40	33.2	31.5%
19/04/2022 19:00:00	33.3	32	38	40	33.2	36.8%
19/04/2022 20:00:00	32.0	19	22	35	32.5	22.7%
19/04/2022 21:00:00	33.0	10	12	35	32.5	41.7%
19/04/2022 22:00:00	34.2	12	14	45	33.9	50.0%
19/04/2022 23:00:00	33.3	5	6	35	32.5	50.0%
20/04/2022 00:00:00	35.0	1	1	35	32.5	100.0%
20/04/2022 01:00:00	40.0	3	3	40	34.2	100.0%
20/04/2022 02:00:00	35.0	3	3	35	32.5	33.3%
20/04/2022 03:00:00	0.0	0	0	0	0.0	0.0%
20/04/2022 04:00:00	40.0	2	2	40	35.0	100.0%
20/04/2022 05:00:00	40.0	2	2	40	37.5	50.0%
20/04/2022 06:00:00	40.0	7	8	45	36.5	62.5%
20/04/2022 07:00:00	33.3	5	6	35	32.5	50.0%
20/04/2022 08:00:00	35.0	29	34	45	34.1	55.9%
20/04/2022 09:00:00	33.4	56	66	40	33.7	31.8%
20/04/2022 10:00:00	31.2	43	51	40	33.5	19.6%
20/04/2022 11:00:00	29.9	70	82	40	33.4	13.4%
20/04/2022 12:00:00	31.4	76	89	35	32.5	20.2%
20/04/2022 13:00:00	30.9	77	91	45	33.1	18.7%
20/04/2022 14:00:00	31.6	72	85	40	33.1	21.2%
20/04/2022 15:00:00	29.5	71	84	40	33.1	10.7%
20/04/2022 16:00:00	31.3	99	117	40	32.7	20.5%
20/04/2022 17:00:00	33.3	92	108	40	33.2	34.3%
20/04/2022 18:00:00	33.1	69	81	40	32.9	34.6%
20/04/2022 19:00:00	34.1	33	39	40	33.8	38.5%
20/04/2022 20:00:00	33.6	26	30	45	34.2	30.0%
20/04/2022 21:00:00	36.7	22	26	45	35.0	53.8%
20/04/2022 22:00:00	33.3	14	17	45	36.5	29.4%
20/04/2022 23:00:00	35.0	4	5	40	34.2	60.0%
21/04/2022 00:00:00	30.0	2	2	30	0.0	0.0%
21/04/2022 01:00:00	40.0	1	1	40	37.5	100.0%
21/04/2022 02:00:00	0.0	0	0	0	0.0	0.0%
21/04/2022 03:00:00	0.0	0	0	0	0.0	0.0%
21/04/2022 04:00:00	40.0	1	1	40	37.5	100.0%
21/04/2022 05:00:00	40.0	1	1	40	37.5	100.0%
21/04/2022 06:00:00	35.0	3	3	35	32.5	66.7%
21/04/2022 07:00:00	35.0	9	11	40	35.0	36.4%
21/04/2022 08:00:00	35.8	28	33	40	34.6	42.4%
21/04/2022 09:00:00	32.9	46	54	40	33.5	27.8%
21/04/2022 10:00:00	32.1	57	67	35	32.5	25.4%
21/04/2022 11:00:00	32.2	73	86	45	33.8	23.3%
21/04/2022 12:00:00	29.6	65	77	35	32.5	11.7%
21/04/2022 13:00:00	28.9	70	82	35	32.5	4.9%
21/04/2022 14:00:00	29.2	76	90	40	33.1	8.9%

21/04/2022 15:00:00	29.9	81	95	35	32.5	13.7%
21/04/2022 16:00:00	30.5	104	122	40	32.8	16.4%
21/04/2022 17:00:00	31.9	96	113	40	32.7	23.9%
21/04/2022 18:00:00	33.0	82	96	40	32.8	33.3%
21/04/2022 19:00:00	33.1	37	44	40	33.2	34.1%
21/04/2022 20:00:00	33.6	24	28	45	33.3	42.9%
21/04/2022 21:00:00	34.0	15	18	45	34.6	38.9%
21/04/2022 22:00:00	34.4	20	24	45	34.8	45.8%
21/04/2022 23:00:00	35.0	7	8	40	33.8	50.0%
22/04/2022 00:00:00	40.0	1	1	40	37.5	100.0%
22/04/2022 01:00:00	40.0	1	1	40	37.5	100.0%
22/04/2022 02:00:00	0.0	0	0	0	0.0	0.0%
22/04/2022 03:00:00	35.0	1	1	35	32.5	100.0%
22/04/2022 04:00:00	35.0	1	1	35	32.5	100.0%
22/04/2022 05:00:00	30.0	3	3	30	0.0	0.0%
22/04/2022 06:00:00	30.0	1	1	30	0.0	0.0%
22/04/2022 07:00:00	35.0	10	12	40	35.0	33.3%
22/04/2022 08:00:00	34.1	26	31	40	33.6	45.2%
22/04/2022 09:00:00	33.3	60	70	40	32.9	37.1%
22/04/2022 10:00:00	32.6	57	67	40	33.0	28.4%
22/04/2022 11:00:00	30.5	67	79	40	33.3	16.5%
22/04/2022 12:00:00	31.3	79	93	35	32.5	20.4%
22/04/2022 13:00:00	29.8	79	93	40	33.8	12.9%
22/04/2022 14:00:00	29.9	86	101	40	33.2	13.9%
22/04/2022 15:00:00	29.9	92	108	45	33.5	13.9%
22/04/2022 16:00:00	31.1	99	116	40	33.0	18.1%
22/04/2022 17:00:00	33.0	97	114	40	33.4	28.9%
22/04/2022 18:00:00	34.6	72	85	40	33.9	45.9%
22/04/2022 19:00:00	36.7	32	38	45	35.1	50.0%
22/04/2022 20:00:00	35.0	26	31	40	34.3	45.2%
22/04/2022 21:00:00	32.8	21	25	35	32.5	36.0%
22/04/2022 22:00:00	33.3	10	12	35	32.5	50.0%
22/04/2022 23:00:00	35.0	7	8	40	33.8	50.0%
23/04/2022 00:00:00	30.0	3	3	30	0.0	0.0%
23/04/2022 01:00:00	35.0	3	4	45	37.5	50.0%
23/04/2022 02:00:00	40.0	1	1	40	37.5	100.0%
23/04/2022 03:00:00	45.0	3	3	45	37.5	100.0%
23/04/2022 04:00:00	35.0	2	2	35	32.5	50.0%
23/04/2022 05:00:00	40.0	2	2	40	35.0	100.0%
23/04/2022 06:00:00	45.0	3	3	45	42.5	33.3%
23/04/2022 07:00:00	35.0	9	11	45	36.3	36.4%
23/04/2022 08:00:00	34.0	12	14	40	33.3	42.9%
23/04/2022 09:00:00	33.8	43	51	40	33.5	41.2%
23/04/2022 10:00:00	32.9	47	55	40	33.1	29.1%
23/04/2022 11:00:00	32.5	60	71	40	33.3	26.8%
23/04/2022 12:00:00	30.7	71	84	35	32.5	17.9%
23/04/2022 13:00:00	31.6	63	74	35	32.5	21.6%
23/04/2022 14:00:00	31.9	82	96	40	32.7	22.9%
23/04/2022 15:00:00	32.0	82	97	40	33.2	23.7%
23/04/2022 16:00:00	30.6	98	115	40	33.0	16.5%

23/04/2022 17:00:00	30.6	62	73	40	33.8	16.4%
23/04/2022 18:00:00	33.2	58	68	45	34.1	27.9%
23/04/2022 19:00:00	35.6	46	54	45	34.9	38.9%
23/04/2022 20:00:00	35.0	26	30	40	35.0	26.7%
23/04/2022 21:00:00	34.0	19	22	40	33.0	50.0%
23/04/2022 22:00:00	32.5	12	14	35	32.5	28.6%
23/04/2022 23:00:00	37.5	10	12	45	35.0	66.7%
24/04/2022 00:00:00	35.0	5	6	50	37.5	50.0%
24/04/2022 01:00:00	35.0	2	2	35	32.5	50.0%
24/04/2022 02:00:00	40.0	1	1	40	37.5	100.0%
24/04/2022 03:00:00	0.0	0	0	0	0.0	0.0%
24/04/2022 04:00:00	35.0	2	2	35	32.5	50.0%
24/04/2022 05:00:00	0.0	0	0	0	0.0	0.0%
24/04/2022 06:00:00	20.0	1	1	20	0.0	0.0%
24/04/2022 07:00:00	0.0	0	0	0	0.0	0.0%
24/04/2022 08:00:00	34.0	12	14	40	33.3	42.9%
24/04/2022 09:00:00	33.3	43	51	45	34.1	31.4%
24/04/2022 10:00:00	30.5	60	70	40	33.0	15.7%
24/04/2022 11:00:00	29.8	64	75	40	33.6	12.0%
24/04/2022 12:00:00	31.5	90	106	40	33.0	20.8%
24/04/2022 13:00:00	30.8	86	101	35	32.5	17.8%
24/04/2022 14:00:00	29.8	79	93	40	32.9	12.9%
24/04/2022 15:00:00	31.2	107	126	45	33.5	19.0%
24/04/2022 16:00:00	31.7	88	103	40	32.7	21.4%
24/04/2022 17:00:00	33.0	91	107	40	32.9	32.7%
24/04/2022 18:00:00	34.8	54	63	45	34.2	50.8%
24/04/2022 19:00:00	32.9	31	36	40	33.6	25.0%
24/04/2022 20:00:00	35.0	11	13	40	35.0	30.8%
24/04/2022 21:00:00	37.5	17	20	45	35.2	55.0%
24/04/2022 22:00:00	33.0	10	12	35	32.5	41.7%
24/04/2022 23:00:00	35.0	1	1	35	32.5	100.0%
25/04/2022 00:00:00	35.0	1	1	35	32.5	100.0%
25/04/2022 01:00:00	30.0	1	1	30	0.0	0.0%
25/04/2022 02:00:00	0.0	0	0	0	0.0	0.0%
25/04/2022 03:00:00	0.0	0	0	0	0.0	0.0%
25/04/2022 04:00:00	35.0	2	2	35	32.5	50.0%
25/04/2022 05:00:00	0.0	0	0	0	0.0	0.0%
25/04/2022 06:00:00	35.0	8	10	50	40.8	30.0%
25/04/2022 07:00:00	36.7	14	16	40	34.0	62.5%
25/04/2022 08:00:00	35.0	32	38	45	34.4	47.4%
25/04/2022 09:00:00	34.4	34	40	45	35.0	35.0%
25/04/2022 10:00:00	30.5	58	68	35	32.5	16.2%
25/04/2022 11:00:00	30.0	64	75	40	33.0	14.7%
25/04/2022 12:00:00	32.1	57	67	40	33.5	22.4%
25/04/2022 13:00:00	30.6	57	67	40	33.4	16.4%
25/04/2022 14:00:00	31.4	52	61	40	32.9	19.7%
25/04/2022 15:00:00	31.2	75	88	40	32.8	19.3%
25/04/2022 16:00:00	32.1	74	87	45	33.2	24.1%
25/04/2022 17:00:00	32.6	70	82	40	33.5	25.6%
25/04/2022 18:00:00	33.8	62	73	40	33.4	39.7%

25/04/2022 19:00:00	34.3	22	26	40	34.0	38.5%
25/04/2022 20:00:00	33.3	18	21	35	32.5	42.9%
25/04/2022 21:00:00	32.0	14	17	35	32.5	29.4%
25/04/2022 22:00:00	32.5	16	19	40	33.5	26.3%
25/04/2022 23:00:00	35.0	6	7	40	33.3	85.7%
26/04/2022 00:00:00	45.0	3	3	45	40.0	66.7%
26/04/2022 01:00:00	35.0	2	2	35	32.5	50.0%
26/04/2022 02:00:00	0.0	0	0	0	0.0	0.0%
26/04/2022 03:00:00	0.0	0	0	0	0.0	0.0%
26/04/2022 04:00:00	35.0	2	2	35	32.5	50.0%
26/04/2022 05:00:00	30.0	4	5	50	47.5	20.0%
26/04/2022 06:00:00	35.0	3	4	40	35.0	50.0%
26/04/2022 07:00:00	32.5	10	12	35	32.5	33.3%
26/04/2022 08:00:00	35.0	41	48	45	34.2	47.9%
26/04/2022 09:00:00	32.9	49	58	40	33.4	29.3%
26/04/2022 10:00:00	32.5	60	71	40	33.3	26.8%
26/04/2022 11:00:00	29.7	72	85	35	32.5	12.9%
26/04/2022 12:00:00	30.0	68	80	40	32.9	15.0%
26/04/2022 13:00:00	30.8	55	65	35	32.5	18.5%
26/04/2022 14:00:00	31.2	58	68	45	34.6	17.6%
26/04/2022 15:00:00	31.8	52	61	35	32.5	23.0%
26/04/2022 16:00:00	32.1	67	79	40	33.0	24.1%
26/04/2022 17:00:00	33.1	75	88	40	33.2	31.8%
26/04/2022 18:00:00	33.8	45	53	40	33.5	37.7%
26/04/2022 19:00:00	32.5	36	42	40	34.2	21.4%
26/04/2022 20:00:00	31.7	14	16	35	32.5	18.8%
26/04/2022 21:00:00	33.3	19	22	35	32.5	40.9%
26/04/2022 22:00:00	36.7	9	11	40	35.5	45.5%
26/04/2022 23:00:00	35.0	2	2	35	32.5	50.0%
27/04/2022 00:00:00	40.0	4	5	45	37.5	60.0%
27/04/2022 01:00:00	30.0	2	2	30	0.0	0.0%
27/04/2022 02:00:00	0.0	0	0	0	0.0	0.0%
27/04/2022 03:00:00	0.0	0	0	0	0.0	0.0%
27/04/2022 04:00:00	35.0	2	2	35	32.5	100.0%
27/04/2022 05:00:00	40.0	3	3	40	34.2	100.0%
27/04/2022 06:00:00	33.3	6	7	35	32.5	42.9%
27/04/2022 07:00:00	33.8	11	13	40	33.5	38.5%
27/04/2022 08:00:00	34.2	43	51	45	34.4	35.3%
27/04/2022 09:00:00	33.4	78	92	40	33.5	33.7%
27/04/2022 10:00:00	31.2	44	52	40	33.5	19.2%
27/04/2022 11:00:00	30.0	64	75	40	33.0	14.7%
27/04/2022 12:00:00	30.7	71	83	35	32.5	16.9%
27/04/2022 13:00:00	30.8	60	70	35	32.5	17.1%
27/04/2022 14:00:00	31.2	64	75	40	32.9	18.7%
27/04/2022 15:00:00	32.5	65	76	45	33.6	25.0%
27/04/2022 16:00:00	33.1	69	81	40	33.6	28.4%
27/04/2022 17:00:00	32.8	64	75	45	33.5	28.0%
27/04/2022 18:00:00	32.9	73	86	45	34.0	27.9%
27/04/2022 19:00:00	34.2	41	48	40	34.0	35.4%
27/04/2022 20:00:00	33.3	15	18	40	33.2	38.9%

27/04/2022 21:00:00	35.0	15	18	40	34.0	55.6%
27/04/2022 22:00:00	32.5	13	15	40	34.2	20.0%
27/04/2022 23:00:00	35.0	7	8	40	33.8	50.0%
28/04/2022 00:00:00	37.5	3	4	40	37.5	50.0%
28/04/2022 01:00:00	0.0	0	0	0	0.0	0.0%
28/04/2022 02:00:00	0.0	0	0	0	0.0	0.0%
28/04/2022 03:00:00	0.0	0	0	0	0.0	0.0%
28/04/2022 04:00:00	35.0	2	2	35	32.5	100.0%
28/04/2022 05:00:00	0.0	0	0	0	0.0	0.0%
28/04/2022 06:00:00	35.0	7	8	40	33.8	50.0%
28/04/2022 07:00:00	35.0	14	17	40	34.6	41.2%
28/04/2022 08:00:00	34.6	38	45	40	34.1	42.2%
28/04/2022 09:00:00	32.8	61	72	40	33.2	29.2%
28/04/2022 10:00:00	30.0	40	47	35	32.5	14.9%
28/04/2022 11:00:00	31.8	60	70	40	32.8	21.4%
28/04/2022 12:00:00	31.0	73	86	40	32.8	18.6%
28/04/2022 13:00:00	30.5	76	90	40	34.2	16.7%
28/04/2022 14:00:00	30.4	78	92	40	33.2	16.3%
28/04/2022 15:00:00	29.9	65	77	35	32.5	14.3%
28/04/2022 16:00:00	30.3	76	90	35	32.5	16.7%
28/04/2022 17:00:00	33.2	70	82	45	33.2	34.1%
28/04/2022 18:00:00	34.2	54	63	40	33.3	49.2%
28/04/2022 19:00:00	35.8	35	41	45	34.7	43.9%
28/04/2022 20:00:00	33.3	19	22	40	34.5	22.7%
28/04/2022 21:00:00	37.5	17	20	40	34.6	70.0%
28/04/2022 22:00:00	32.5	17	20	40	35.0	20.0%
28/04/2022 23:00:00	35.0	8	9	50	36.3	44.4%
29/04/2022 00:00:00	34.0	7	8	35	32.5	62.5%
29/04/2022 01:00:00	0.0	0	0	0	0.0	0.0%
29/04/2022 02:00:00	0.0	0	0	0	0.0	0.0%
29/04/2022 03:00:00	0.0	0	0	0	0.0	0.0%
29/04/2022 04:00:00	35.0	2	2	35	32.5	100.0%
29/04/2022 05:00:00	35.0	2	2	35	32.5	100.0%
29/04/2022 06:00:00	37.5	5	6	40	34.5	83.3%
29/04/2022 07:00:00	38.3	16	19	45	35.4	63.2%
29/04/2022 08:00:00	34.2	26	30	40	33.2	46.7%
29/04/2022 09:00:00	33.0	65	76	40	32.9	32.9%
29/04/2022 10:00:00	32.0	63	74	40	33.1	23.0%
29/04/2022 11:00:00	29.3	85	100	40	33.8	8.0%
29/04/2022 12:00:00	29.0	108	127	40	33.3	4.7%
29/04/2022 13:00:00	29.9	94	110	40	33.2	13.6%
29/04/2022 14:00:00	31.7	91	107	40	32.9	21.5%
29/04/2022 15:00:00	29.9	97	114	45	34.4	14.0%
29/04/2022 16:00:00	30.6	97	114	40	32.8	16.7%
29/04/2022 17:00:00	31.8	86	101	40	33.2	21.8%
29/04/2022 18:00:00	33.6	65	76	40	33.2	38.2%
29/04/2022 19:00:00	33.5	34	40	40	33.2	37.5%
29/04/2022 20:00:00	35.0	29	34	45	35.0	35.3%
29/04/2022 21:00:00	33.6	22	26	40	32.9	46.2%
29/04/2022 22:00:00	31.7	13	15	35	32.5	20.0%

29/04/2022 23:00:00	37.5	8	10	55	38.5	50.0%
30/04/2022 00:00:00	32.5	9	11	35	32.5	36.4%
30/04/2022 01:00:00	30.0	3	4	35	32.5	25.0%
30/04/2022 02:00:00	30.0	1	1	30	0.0	0.0%
30/04/2022 03:00:00	30.0	1	1	30	0.0	0.0%
30/04/2022 04:00:00	30.0	4	5	35	32.5	20.0%
30/04/2022 05:00:00	30.0	3	4	45	42.5	25.0%
30/04/2022 06:00:00	37.5	3	4	40	35.8	75.0%
30/04/2022 07:00:00	30.0	3	4	35	32.5	25.0%
30/04/2022 08:00:00	34.0	16	19	40	33.9	36.8%
30/04/2022 09:00:00	32.7	51	60	40	33.8	25.0%
30/04/2022 10:00:00	29.9	67	79	40	33.0	13.9%
30/04/2022 11:00:00	29.6	74	87	35	32.5	10.3%
30/04/2022 12:00:00	31.4	130	153	40	33.0	20.3%
30/04/2022 13:00:00	29.8	116	136	40	33.1	13.2%
30/04/2022 14:00:00	29.7	116	137	45	33.7	12.4%
30/04/2022 15:00:00	29.9	139	164	40	32.7	14.0%
30/04/2022 16:00:00	29.6	99	117	40	33.7	11.1%
30/04/2022 17:00:00	30.6	98	115	40	33.3	16.5%
30/04/2022 18:00:00	33.1	66	78	40	33.3	32.1%
30/04/2022 19:00:00	33.5	46	54	40	33.3	37.0%
30/04/2022 20:00:00	33.9	28	33	55	35.4	36.4%
30/04/2022 21:00:00	29.6	15	18	35	32.5	11.1%
30/04/2022 22:00:00	33.6	17	20	40	33.1	40.0%
30/04/2022 23:00:00	33.8	13	15	40	33.5	33.3%
01/05/2022 00:00:00	32.5	7	8	35	32.5	25.0%
01/05/2022 01:00:00	0.0	0	0	0	0.0	0.0%
01/05/2022 02:00:00	30.0	1	1	30	0.0	0.0%
01/05/2022 03:00:00	0.0	0	0	0	0.0	0.0%
01/05/2022 04:00:00	30.0	2	2	30	0.0	0.0%
01/05/2022 05:00:00	0.0	0	0	0	0.0	0.0%
01/05/2022 06:00:00	40.0	3	3	40	35.0	66.7%
01/05/2022 07:00:00	37.5	5	6	40	37.5	33.3%
01/05/2022 08:00:00	33.4	40	47	40	33.1	38.3%
01/05/2022 09:00:00	32.3	51	60	45	33.9	23.3%
01/05/2022 10:00:00	31.9	72	85	40	33.0	23.5%
01/05/2022 11:00:00	30.9	60	70	40	32.9	17.1%
01/05/2022 12:00:00	30.8	101	119	40	32.7	17.6%
01/05/2022 13:00:00	29.6	91	107	35	32.5	10.3%
01/05/2022 14:00:00	29.1	99	117	40	33.1	7.7%
01/05/2022 15:00:00	29.3	105	124	45	35.0	8.1%
01/05/2022 16:00:00	29.3	95	112	40	33.1	7.1%
01/05/2022 17:00:00	29.6	85	100	40	33.4	11.0%
01/05/2022 18:00:00	31.9	51	60	45	33.2	23.3%
01/05/2022 19:00:00	33.6	36	42	40	33.6	33.3%
01/05/2022 20:00:00	33.5	24	28	40	33.0	39.3%
01/05/2022 21:00:00	36.2	17	20	40	35.4	35.0%
01/05/2022 22:00:00	30.0	14	16	35	32.5	12.5%
01/05/2022 23:00:00	33.3	7	8	35	32.5	37.5%
02/05/2022 00:00:00	30.0	2	2	30	0.0	0.0%

02/05/2022 01:00:00	30.0	1	1	30	0.0	0.0%
02/05/2022 02:00:00	0.0	0	0	0	0.0	0.0%
02/05/2022 03:00:00	0.0	0	0	0	0.0	0.0%
02/05/2022 04:00:00	40.0	1	1	40	37.5	100.0%
02/05/2022 05:00:00	45.0	1	1	45	42.5	100.0%
02/05/2022 06:00:00	40.0	3	3	40	35.0	66.7%
02/05/2022 07:00:00	35.0	4	5	40	33.8	80.0%
02/05/2022 08:00:00	32.5	17	20	40	33.5	25.0%
02/05/2022 09:00:00	33.1	28	33	35	32.5	39.4%
02/05/2022 10:00:00	31.2	61	72	40	32.9	19.4%
02/05/2022 11:00:00	29.3	97	114	35	32.5	6.1%
02/05/2022 12:00:00	30.5	106	125	40	32.7	16.8%
02/05/2022 13:00:00	29.2	136	160	35	32.5	8.1%
02/05/2022 14:00:00	29.3	127	149	35	32.5	8.7%
02/05/2022 15:00:00	29.8	167	197	35	32.5	13.2%
02/05/2022 16:00:00	29.6	215	253	40	33.1	10.7%
02/05/2022 17:00:00	30.8	163	192	40	32.6	17.7%
02/05/2022 18:00:00	32.2	96	113	40	33.0	24.8%
02/05/2022 19:00:00	34.0	39	46	45	33.8	41.3%
02/05/2022 20:00:00	34.5	17	20	40	33.3	60.0%
02/05/2022 21:00:00	33.3	15	18	35	32.5	50.0%
02/05/2022 22:00:00	37.5	8	10	45	39.2	30.0%
02/05/2022 23:00:00	35.0	3	4	40	35.0	50.0%
03/05/2022 00:00:00	35.0	1	1	35	32.5	100.0%
03/05/2022 01:00:00	0.0	0	0	0	0.0	0.0%
03/05/2022 02:00:00	0.0	0	0	0	0.0	0.0%
03/05/2022 03:00:00	0.0	0	0	0	0.0	0.0%
03/05/2022 04:00:00	35.0	2	2	35	32.5	100.0%
03/05/2022 05:00:00	30.0	1	1	30	0.0	0.0%
03/05/2022 06:00:00	40.0	7	8	45	35.5	62.5%
03/05/2022 07:00:00	35.0	19	22	45	34.5	45.5%
03/05/2022 08:00:00	32.5	42	49	45	33.8	24.5%
03/05/2022 09:00:00	33.3	45	53	45	33.6	34.0%
03/05/2022 10:00:00	30.6	51	60	40	33.0	16.7%
03/05/2022 11:00:00	32.3	45	53	35	32.5	28.3%
03/05/2022 12:00:00	29.7	66	78	45	33.6	11.5%
03/05/2022 13:00:00	29.4	65	76	35	32.5	7.9%
03/05/2022 14:00:00	32.3	78	92	40	32.7	27.2%
03/05/2022 15:00:00	29.6	59	69	40	33.2	10.1%
03/05/2022 16:00:00	32.1	64	75	40	33.8	21.3%
03/05/2022 17:00:00	33.9	75	88	40	33.8	34.1%
03/05/2022 18:00:00	33.5	57	67	40	33.6	32.8%
03/05/2022 19:00:00	34.0	27	32	40	33.7	40.6%
03/05/2022 20:00:00	33.8	15	18	40	34.2	33.3%
03/05/2022 21:00:00	33.8	12	14	40	33.5	35.7%
03/05/2022 22:00:00	35.0	8	10	40	34.5	50.0%
03/05/2022 23:00:00	35.0	5	6	40	33.8	66.7%
04/05/2022 00:00:00	35.0	3	3	35	32.5	66.7%
04/05/2022 01:00:00	0.0	0	0	0	0.0	0.0%
04/05/2022 02:00:00	35.0	1	1	35	32.5	100.0%



04/05/2022 03:00:00	30.0	1	1	30	0.0	0.0%
04/05/2022 04:00:00	40.0	2	2	40	35.0	100.0%
04/05/2022 05:00:00	40.0	4	5	45	36.3	80.0%
04/05/2022 06:00:00	35.0	4	5	45	35.8	60.0%
04/05/2022 07:00:00	38.8	14	16	45	37.5	37.5%
04/05/2022 08:00:00	33.3	31	37	40	33.2	37.8%
04/05/2022 09:00:00	33.3	58	68	40	33.4	32.4%
04/05/2022 10:00:00	33.3	37	43	40	32.8	37.2%
04/05/2022 11:00:00	29.9	60	70	40	33.6	12.9%
04/05/2022 12:00:00	30.5	61	72	40	32.9	16.7%
04/05/2022 13:00:00	31.5	57	67	40	33.7	19.4%
04/05/2022 14:00:00	32.0	48	56	40	33.3	21.4%
04/05/2022 15:00:00	29.9	63	74	40	33.5	13.5%
04/05/2022 16:00:00	30.7	69	81	35	32.5	17.3%
04/05/2022 17:00:00	33.4	71	83	45	34.2	27.7%
04/05/2022 18:00:00	33.6	54	64	40	33.6	35.9%
04/05/2022 19:00:00	33.9	31	36	40	33.8	33.3%
04/05/2022 20:00:00	33.9	21	25	40	32.8	60.0%
04/05/2022 21:00:00	32.9	18	21	35	32.5	33.3%
04/05/2022 22:00:00	29.4	11	13	40	37.5	7.7%
04/05/2022 23:00:00	33.8	3	4	35	32.5	100.0%
05/05/2022 00:00:00	30.0	3	3	30	0.0	0.0%
05/05/2022 01:00:00	0.0	0	0	0	0.0	0.0%
05/05/2022 02:00:00	0.0	0	0	0	0.0	0.0%
05/05/2022 03:00:00	0.0	0	0	0	0.0	0.0%
05/05/2022 04:00:00	40.0	3	3	40	35.0	66.7%
05/05/2022 05:00:00	0.0	0	0	0	0.0	0.0%
05/05/2022 06:00:00	35.0	7	8	45	34.5	62.5%
05/05/2022 07:00:00	33.1	14	17	35	32.5	47.1%
05/05/2022 08:00:00	36.0	36	42	45	35.0	42.9%
05/05/2022 09:00:00	33.0	58	68	40	33.0	32.4%
05/05/2022 10:00:00	31.8	56	66	40	32.8	22.7%
05/05/2022 11:00:00	30.5	58	68	35	32.5	16.2%
05/05/2022 12:00:00	29.6	61	72	35	32.5	11.1%
05/05/2022 13:00:00	31.3	64	75	35	32.5	20.0%
05/05/2022 14:00:00	29.9	63	74	45	33.5	13.5%
05/05/2022 15:00:00	31.2	67	79	45	33.8	19.0%
05/05/2022 16:00:00	32.5	85	100	45	33.0	28.0%
05/05/2022 17:00:00	34.4	61	72	45	34.5	34.7%
05/05/2022 18:00:00	33.0	83	98	40	33.1	32.7%
05/05/2022 19:00:00	33.8	21	25	40	33.5	40.0%
05/05/2022 20:00:00	34.0	24	28	40	34.4	28.6%
05/05/2022 21:00:00	32.5	18	21	40	35.0	19.0%
05/05/2022 22:00:00	34.2	13	15	45	33.9	46.7%
05/05/2022 23:00:00	38.3	8	9	40	35.0	66.7%
06/05/2022 00:00:00	30.0	1	1	30	0.0	0.0%
06/05/2022 01:00:00	30.0	1	1	30	0.0	0.0%
06/05/2022 02:00:00	0.0	0	0	0	0.0	0.0%
06/05/2022 03:00:00	0.0	0	0	0	0.0	0.0%
06/05/2022 04:00:00	35.0	1	1	35	32.5	100.0%

06/05/2022 05:00:00	30.0	1	1	30	0.0	0.0%
06/05/2022 06:00:00	35.0	7	8	40	33.8	50.0%
06/05/2022 07:00:00	34.3	14	17	45	34.2	52.9%
06/05/2022 08:00:00	35.0	29	34	45	34.6	41.2%
06/05/2022 09:00:00	31.8	52	61	45	33.7	21.3%
06/05/2022 10:00:00	32.4	76	89	45	33.2	25.8%
06/05/2022 11:00:00	29.7	84	99	45	33.9	11.1%
06/05/2022 12:00:00	29.9	76	90	35	32.5	14.4%
06/05/2022 13:00:00	29.4	76	90	35	32.5	7.8%
06/05/2022 14:00:00	29.7	89	105	35	32.5	12.4%
06/05/2022 15:00:00	32.1	82	97	40	33.4	23.7%
06/05/2022 16:00:00	32.8	74	87	45	33.8	27.6%
06/05/2022 17:00:00	32.9	59	69	40	33.6	26.1%
06/05/2022 18:00:00	33.9	54	63	40	33.6	36.5%
06/05/2022 19:00:00	33.8	39	46	40	33.8	34.8%
06/05/2022 20:00:00	33.3	12	14	40	33.8	28.6%
06/05/2022 21:00:00	33.0	15	18	40	33.3	33.3%
06/05/2022 22:00:00	35.0	8	9	40	34.2	33.3%
06/05/2022 23:00:00	35.0	9	11	40	34.5	45.5%
07/05/2022 00:00:00	35.0	3	3	35	32.5	33.3%
07/05/2022 01:00:00	0.0	0	0	0	0.0	0.0%
07/05/2022 02:00:00	0.0	0	0	0	0.0	0.0%
07/05/2022 03:00:00	25.0	2	2	25	0.0	0.0%
07/05/2022 04:00:00	30.0	1	1	30	0.0	0.0%
07/05/2022 05:00:00	0.0	0	0	0	0.0	0.0%
07/05/2022 06:00:00	37.5	3	4	40	35.8	75.0%
07/05/2022 07:00:00	35.0	9	11	40	35.0	36.4%
07/05/2022 08:00:00	29.7	20	24	35	32.5	12.5%
07/05/2022 09:00:00	31.7	26	31	40	33.2	22.6%
07/05/2022 10:00:00	31.5	56	66	40	33.7	19.7%
07/05/2022 11:00:00	29.9	59	69	40	33.6	13.0%
07/05/2022 12:00:00	32.1	71	83	40	33.0	22.9%
07/05/2022 13:00:00	30.7	72	85	35	32.5	17.6%
07/05/2022 14:00:00	29.2	80	94	35	32.5	7.4%
07/05/2022 15:00:00	29.5	98	115	40	33.0	8.7%
07/05/2022 16:00:00	31.7	67	79	40	33.8	20.3%
07/05/2022 17:00:00	30.4	86	101	40	33.8	15.8%
07/05/2022 18:00:00	33.3	59	69	40	32.9	36.2%
07/05/2022 19:00:00	33.1	31	36	40	33.5	27.8%
07/05/2022 20:00:00	33.8	22	26	40	33.5	38.5%
07/05/2022 21:00:00	31.2	15	18	35	32.5	22.2%
07/05/2022 22:00:00	33.0	11	13	35	32.5	38.5%
07/05/2022 23:00:00	33.8	10	12	35	32.5	66.7%
08/05/2022 00:00:00	29.0	5	6	30	0.0	0.0%
08/05/2022 01:00:00	30.0	5	6	35	32.5	16.7%
08/05/2022 02:00:00	0.0	0	0	0	0.0	0.0%
08/05/2022 03:00:00	35.0	1	1	35	32.5	100.0%
08/05/2022 04:00:00	0.0	0	0	0	0.0	0.0%
08/05/2022 05:00:00	35.0	1	1	35	32.5	100.0%
08/05/2022 06:00:00	35.0	3	3	35	32.5	33.3%

08/05/2022 07:00:00	35.0	23	27	45	34.6	44.4%
08/05/2022 08:00:00	32.7	38	45	40	32.9	31.1%
08/05/2022 09:00:00	30.7	42	49	40	33.1	16.3%
08/05/2022 10:00:00	31.4	47	55	35	32.5	20.0%
08/05/2022 11:00:00	29.4	93	109	35	32.5	7.3%
08/05/2022 12:00:00	29.6	110	129	35	32.5	10.1%
08/05/2022 13:00:00	30.6	104	122	40	33.3	16.4%
08/05/2022 14:00:00	31.4	110	129	40	32.7	20.2%
08/05/2022 15:00:00	29.9	118	139	35	32.5	13.7%
08/05/2022 16:00:00	29.5	97	114	35	32.5	8.8%
08/05/2022 17:00:00	32.2	103	121	40	32.8	25.6%
08/05/2022 18:00:00	33.5	82	96	40	33.0	38.5%
08/05/2022 19:00:00	33.1	48	56	40	33.4	28.6%
08/05/2022 20:00:00	33.9	25	29	40	33.4	37.9%
08/05/2022 21:00:00	33.0	19	22	40	33.3	27.3%
08/05/2022 22:00:00	38.3	10	12	45	37.5	41.7%
08/05/2022 23:00:00	37.5	4	5	40	35.8	60.0%
09/05/2022 00:00:00	0.0	0	0	0	0.0	0.0%
09/05/2022 01:00:00	30.0	1	1	30	0.0	0.0%
09/05/2022 02:00:00	0.0	0	0	0	0.0	0.0%
09/05/2022 03:00:00	0.0	0	0	0	0.0	0.0%
09/05/2022 04:00:00	0.0	0	0	0	0.0	0.0%
09/05/2022 05:00:00	35.0	1	1	35	32.5	100.0%
09/05/2022 06:00:00	35.0	5	6	40	33.5	83.3%
09/05/2022 07:00:00	37.0	18	21	40	34.8	52.4%
09/05/2022 08:00:00	34.4	36	42	40	33.5	47.6%
09/05/2022 09:00:00	32.3	42	49	40	32.9	24.5%
09/05/2022 10:00:00	31.7	89	105	40	32.9	21.9%
09/05/2022 11:00:00	31.6	75	88	40	33.1	20.5%
09/05/2022 12:00:00	31.2	88	103	40	33.3	18.4%
09/05/2022 13:00:00	29.9	71	83	40	33.0	13.3%
09/05/2022 14:00:00	32.0	55	65	40	33.9	21.5%
09/05/2022 15:00:00	31.8	71	84	40	33.0	22.6%
09/05/2022 16:00:00	32.5	64	75	45	33.9	24.0%
09/05/2022 17:00:00	33.1	65	77	45	34.0	29.9%
09/05/2022 18:00:00	32.5	58	68	40	33.1	26.5%
09/05/2022 19:00:00	33.2	37	43	40	32.8	34.9%
09/05/2022 20:00:00	33.2	26	31	35	32.5	45.2%
09/05/2022 21:00:00	35.0	9	11	40	34.2	54.5%
09/05/2022 22:00:00	33.8	9	11	40	33.5	45.5%
09/05/2022 23:00:00	35.0	9	11	40	33.8	72.7%
10/05/2022 00:00:00	45.0	2	2	45	37.5	100.0%
10/05/2022 01:00:00	32.5	3	4	35	32.5	50.0%
10/05/2022 02:00:00	0.0	0	0	0	0.0	0.0%
10/05/2022 03:00:00	0.0	0	0	0	0.0	0.0%
10/05/2022 04:00:00	35.0	2	2	35	32.5	50.0%
10/05/2022 05:00:00	35.0	2	2	35	32.5	100.0%
10/05/2022 06:00:00	36.7	8	10	40	35.5	50.0%
10/05/2022 07:00:00	34.0	14	17	40	33.9	41.2%
10/05/2022 08:00:00	34.0	45	53	40	33.3	45.3%

10/05/2022 09:00:00	30.9	63	74	40	33.3	17.6%
10/05/2022 10:00:00	29.8	87	102	40	32.9	12.7%
10/05/2022 11:00:00	29.7	65	76	35	32.5	10.5%
10/05/2022 12:00:00	29.2	75	88	35	32.5	8.0%
10/05/2022 13:00:00	28.8	98	115	35	32.5	3.5%
10/05/2022 14:00:00	31.2	71	84	40	32.8	20.2%
10/05/2022 15:00:00	29.4	70	82	35	32.5	9.8%
10/05/2022 16:00:00	30.8	76	90	40	33.4	17.8%
10/05/2022 17:00:00	33.3	75	88	40	33.4	33.0%
10/05/2022 18:00:00	33.1	48	57	40	33.3	33.3%
10/05/2022 19:00:00	33.5	42	50	40	33.3	40.0%
10/05/2022 20:00:00	33.3	23	27	35	32.5	44.4%
10/05/2022 21:00:00	35.0	8	10	45	35.0	60.0%
10/05/2022 22:00:00	33.0	18	21	40	33.3	28.6%
10/05/2022 23:00:00	39.0	10	12	45	36.9	66.7%
11/05/2022 00:00:00	35.0	3	4	40	35.0	50.0%
11/05/2022 01:00:00	0.0	0	0	0	0.0	0.0%
11/05/2022 02:00:00	0.0	0	0	0	0.0	0.0%
11/05/2022 03:00:00	35.0	1	1	35	32.5	100.0%
11/05/2022 04:00:00	40.0	1	1	40	37.5	100.0%
11/05/2022 05:00:00	35.0	3	4	40	33.8	100.0%
11/05/2022 06:00:00	35.0	7	8	45	35.8	37.5%
11/05/2022 07:00:00	40.0	14	16	45	35.6	50.0%
11/05/2022 08:00:00	36.7	29	34	45	34.7	52.9%
11/05/2022 09:00:00	32.7	45	53	40	32.8	30.2%
11/05/2022 10:00:00	31.5	57	67	40	32.9	20.9%
11/05/2022 11:00:00	29.7	54	64	40	33.1	12.5%
11/05/2022 12:00:00	29.9	71	83	40	33.4	13.3%
11/05/2022 13:00:00	29.9	50	59	40	33.1	13.6%
11/05/2022 14:00:00	29.4	63	74	40	33.2	9.5%
11/05/2022 15:00:00	29.3	61	72	40	33.3	8.3%
11/05/2022 16:00:00	30.9	89	105	40	33.3	18.1%
11/05/2022 17:00:00	32.4	87	102	45	33.8	23.5%
11/05/2022 18:00:00	34.4	60	70	40	34.1	35.7%
11/05/2022 19:00:00	33.6	37	43	40	33.1	37.2%
11/05/2022 20:00:00	33.0	27	32	40	33.0	34.4%
11/05/2022 21:00:00	33.8	8	9	35	32.5	44.4%
11/05/2022 22:00:00	32.5	12	14	35	32.5	28.6%
11/05/2022 23:00:00	35.0	3	3	35	32.5	66.7%
12/05/2022 00:00:00	30.0	3	3	30	0.0	0.0%
12/05/2022 01:00:00	0.0	0	0	0	0.0	0.0%
12/05/2022 02:00:00	0.0	0	0	0	0.0	0.0%
12/05/2022 03:00:00	0.0	0	0	0	0.0	0.0%
12/05/2022 04:00:00	35.0	2	2	35	32.5	100.0%
12/05/2022 05:00:00	30.0	1	1	30	0.0	0.0%
12/05/2022 06:00:00	35.0	6	7	45	34.2	85.7%
12/05/2022 07:00:00	36.7	9	11	40	35.0	54.5%
12/05/2022 08:00:00	34.1	31	37	45	33.6	51.4%
12/05/2022 09:00:00	31.8	77	91	40	32.7	23.1%
12/05/2022 10:00:00	31.0	55	65	40	33.3	18.5%

12/05/2022 11:00:00	29.9	75	88	35	32.5	13.6%
12/05/2022 12:00:00	29.9	82	96	40	32.9	13.5%
12/05/2022 13:00:00	28.9	67	79	40	33.8	5.1%
12/05/2022 14:00:00	29.9	63	74	40	33.0	13.5%
12/05/2022 15:00:00	29.3	56	66	35	32.5	9.1%
12/05/2022 16:00:00	31.1	90	106	40	33.0	18.9%
12/05/2022 17:00:00	33.0	76	89	45	33.7	28.1%
12/05/2022 18:00:00	33.0	61	72	40	32.9	34.7%
12/05/2022 19:00:00	34.1	42	49	40	33.1	53.1%
12/05/2022 20:00:00	33.8	25	29	40	33.5	34.5%
12/05/2022 21:00:00	29.2	9	11	35	32.5	9.1%
12/05/2022 22:00:00	33.3	8	10	35	32.5	60.0%
12/05/2022 23:00:00	37.5	4	5	40	35.8	60.0%
13/05/2022 00:00:00	32.5	4	5	35	32.5	40.0%
13/05/2022 01:00:00	0.0	0	0	0	0.0	0.0%
13/05/2022 02:00:00	0.0	0	0	0	0.0	0.0%
13/05/2022 03:00:00	40.0	1	1	40	37.5	100.0%
13/05/2022 04:00:00	35.0	1	1	35	32.5	100.0%
13/05/2022 05:00:00	50.0	2	2	50	40.0	100.0%
13/05/2022 06:00:00	35.0	2	2	35	32.5	100.0%
13/05/2022 07:00:00	33.8	15	18	45	33.6	50.0%
13/05/2022 08:00:00	36.0	33	39	45	35.3	41.0%
13/05/2022 09:00:00	31.7	50	59	40	32.9	22.0%
13/05/2022 10:00:00	30.6	67	79	40	34.0	16.5%
13/05/2022 11:00:00	29.7	58	68	35	32.5	11.8%
13/05/2022 12:00:00	29.6	74	87	45	33.6	10.3%
13/05/2022 13:00:00	29.5	83	98	40	33.0	11.2%
13/05/2022 14:00:00	30.5	71	83	45	34.0	15.7%
13/05/2022 15:00:00	30.6	82	97	35	32.5	17.5%
13/05/2022 16:00:00	31.9	88	103	40	32.9	22.3%
13/05/2022 17:00:00	33.1	71	84	40	33.5	31.0%
13/05/2022 18:00:00	34.1	54	63	45	33.3	49.2%
13/05/2022 19:00:00	34.7	31	37	40	33.8	54.1%
13/05/2022 20:00:00	32.5	20	23	35	32.5	26.1%
13/05/2022 21:00:00	34.3	14	16	40	33.1	50.0%
13/05/2022 22:00:00	31.7	15	18	45	35.0	22.2%
13/05/2022 23:00:00	35.0	5	6	40	35.0	33.3%
14/05/2022 00:00:00	35.0	3	3	35	32.5	33.3%
14/05/2022 01:00:00	40.0	2	2	40	35.0	100.0%
14/05/2022 02:00:00	0.0	0	0	0	0.0	0.0%
14/05/2022 03:00:00	35.0	1	1	35	32.5	100.0%
14/05/2022 04:00:00	35.0	3	3	35	32.5	66.7%
14/05/2022 05:00:00	35.0	3	4	40	35.0	50.0%
14/05/2022 06:00:00	30.0	3	4	35	32.5	25.0%
14/05/2022 07:00:00	37.5	9	11	45	37.5	36.4%
14/05/2022 08:00:00	35.0	12	14	40	33.9	50.0%
14/05/2022 09:00:00	33.7	38	45	40	33.3	40.0%
14/05/2022 10:00:00	31.9	82	97	40	32.9	23.7%
14/05/2022 11:00:00	31.2	70	82	35	32.5	19.5%
14/05/2022 12:00:00	30.0	82	96	35	32.5	14.6%

14/05/2022 13:00:00	29.8	98	115	40	33.2	12.2%
14/05/2022 14:00:00	29.8	96	113	40	33.2	13.3%
14/05/2022 15:00:00	29.6	110	130	35	32.5	11.5%
14/05/2022 16:00:00	31.2	125	147	40	33.0	19.0%
14/05/2022 17:00:00	32.3	112	132	45	33.4	25.0%
14/05/2022 18:00:00	33.6	58	68	40	33.6	33.8%
14/05/2022 19:00:00	34.3	36	42	45	33.9	42.9%
14/05/2022 20:00:00	36.7	29	34	55	37.5	32.4%
14/05/2022 21:00:00	34.0	18	21	40	33.9	33.3%
14/05/2022 22:00:00	34.0	11	13	40	33.3	46.2%
14/05/2022 23:00:00	40.0	9	11	45	35.3	81.8%
15/05/2022 00:00:00	35.0	3	3	35	32.5	66.7%
15/05/2022 01:00:00	30.0	1	1	30	0.0	0.0%
15/05/2022 02:00:00	0.0	0	0	0	0.0	0.0%
15/05/2022 03:00:00	0.0	0	0	0	0.0	0.0%
15/05/2022 04:00:00	35.0	1	1	35	32.5	100.0%
15/05/2022 05:00:00	0.0	0	0	0	0.0	0.0%
15/05/2022 06:00:00	35.0	2	2	35	32.5	50.0%
15/05/2022 07:00:00	35.0	3	3	35	32.5	33.3%
15/05/2022 08:00:00	37.5	7	8	40	35.0	50.0%
15/05/2022 09:00:00	31.7	24	28	35	32.5	21.4%
15/05/2022 10:00:00	32.1	34	40	40	33.6	22.5%
15/05/2022 11:00:00	31.2	72	85	40	33.4	18.8%
15/05/2022 12:00:00	30.3	87	102	40	32.8	15.7%
15/05/2022 13:00:00	30.6	95	112	40	33.3	17.0%
15/05/2022 14:00:00	29.9	79	93	45	33.3	14.0%
15/05/2022 15:00:00	29.8	97	114	45	33.2	12.3%
15/05/2022 16:00:00	29.8	99	116	40	33.5	12.9%
15/05/2022 17:00:00	32.5	80	94	45	33.5	25.5%
15/05/2022 18:00:00	33.0	65	77	40	32.9	35.1%
15/05/2022 19:00:00	32.7	41	48	40	32.9	29.2%
15/05/2022 20:00:00	32.5	21	25	40	34.2	24.0%
15/05/2022 21:00:00	34.3	11	13	40	33.1	61.5%
15/05/2022 22:00:00	35.0	10	12	45	37.5	25.0%
15/05/2022 23:00:00	32.5	9	11	35	32.5	36.4%
16/05/2022 00:00:00	40.0	3	3	40	34.2	100.0%
16/05/2022 01:00:00	35.0	2	2	35	32.5	50.0%
16/05/2022 02:00:00	0.0	0	0	0	0.0	0.0%
16/05/2022 03:00:00	0.0	0	0	0	0.0	0.0%
16/05/2022 04:00:00	35.0	1	1	35	32.5	100.0%
16/05/2022 05:00:00	0.0	0	0	0	0.0	0.0%
16/05/2022 06:00:00	35.0	7	8	45	34.5	62.5%
16/05/2022 07:00:00	33.3	7	8	35	32.5	37.5%
16/05/2022 08:00:00	32.7	31	36	35	32.5	30.6%
16/05/2022 09:00:00	32.1	54	64	35	32.5	26.6%
16/05/2022 10:00:00	32.3	42	50	35	32.5	30.0%
16/05/2022 11:00:00	31.2	52	61	40	33.9	18.0%
16/05/2022 12:00:00	30.7	48	56	40	33.6	16.1%
16/05/2022 13:00:00	30.0	59	69	40	33.0	14.5%
16/05/2022 14:00:00	32.3	45	53	40	33.3	24.5%

16/05/2022 15:00:00	32.3	49	58	45	33.9	24.1%
16/05/2022 16:00:00	32.6	57	67	35	32.5	31.3%
16/05/2022 17:00:00	33.6	57	67	45	34.3	29.9%
16/05/2022 18:00:00	34.1	42	49	40	33.5	42.9%
16/05/2022 19:00:00	33.9	24	28	45	33.9	39.3%
16/05/2022 20:00:00	31.7	20	24	35	32.5	25.0%
16/05/2022 21:00:00	33.8	14	16	40	33.5	31.3%
16/05/2022 22:00:00	32.5	7	8	35	32.5	25.0%
16/05/2022 23:00:00	32.5	6	7	35	32.5	28.6%
17/05/2022 00:00:00	30.0	1	1	30	0.0	0.0%
17/05/2022 01:00:00	0.0	0	0	0	0.0	0.0%
17/05/2022 02:00:00	45.0	1	1	45	42.5	100.0%
17/05/2022 03:00:00	0.0	0	0	0	0.0	0.0%
17/05/2022 04:00:00	40.0	2	2	40	37.5	50.0%
17/05/2022 05:00:00	35.0	3	3	35	32.5	66.7%
17/05/2022 06:00:00	42.5	5	6	45	37.5	83.3%
17/05/2022 07:00:00	35.0	17	20	40	33.9	55.0%
17/05/2022 08:00:00	33.1	42	50	45	33.0	38.0%
17/05/2022 09:00:00	33.3	51	60	40	32.9	38.3%
17/05/2022 10:00:00	31.7	54	64	35	32.5	23.4%
17/05/2022 11:00:00	29.9	66	78	35	32.5	14.1%
17/05/2022 12:00:00	29.7	71	83	35	32.5	10.8%
17/05/2022 13:00:00	30.7	82	96	40	32.8	16.7%
17/05/2022 14:00:00	31.0	85	100	40	33.3	18.0%
17/05/2022 15:00:00	31.1	89	105	40	33.0	19.0%
17/05/2022 16:00:00	30.6	96	113	40	32.8	16.8%
17/05/2022 17:00:00	33.3	75	88	40	33.4	33.0%
17/05/2022 18:00:00	32.7	81	95	40	33.3	27.4%
17/05/2022 19:00:00	35.0	24	28	40	34.3	39.3%
17/05/2022 20:00:00	33.1	22	26	40	33.1	34.6%
17/05/2022 21:00:00	33.0	16	19	40	33.3	31.6%
17/05/2022 22:00:00	33.3	9	11	40	33.8	36.4%
17/05/2022 23:00:00	37.5	4	5	40	35.8	60.0%
18/05/2022 00:00:00	25.0	2	2	25	0.0	0.0%
18/05/2022 01:00:00	0.0	0	0	0	0.0	0.0%
18/05/2022 02:00:00	30.0	1	1	30	0.0	0.0%
18/05/2022 03:00:00	0.0	0	0	0	0.0	0.0%
18/05/2022 04:00:00	45.0	3	3	45	37.5	100.0%
18/05/2022 05:00:00	45.0	3	3	45	42.5	33.3%
18/05/2022 06:00:00	35.0	3	3	35	32.5	33.3%
18/05/2022 07:00:00	37.5	14	17	40	35.5	58.8%
18/05/2022 08:00:00	34.5	40	47	40	33.5	51.1%
18/05/2022 09:00:00	33.2	54	64	40	33.5	32.8%
18/05/2022 10:00:00	30.5	58	68	40	33.0	16.2%
18/05/2022 11:00:00	31.7	60	71	40	33.5	21.1%
18/05/2022 12:00:00	29.5	62	73	35	32.5	8.2%
18/05/2022 13:00:00	30.0	55	65	35	32.5	15.4%
18/05/2022 14:00:00	32.2	62	73	35	32.5	27.4%
18/05/2022 15:00:00	29.9	68	80	40	33.4	13.8%
18/05/2022 16:00:00	32.5	81	95	35	32.5	29.5%

18/05/2022 17:00:00	32.5	79	93	40	32.9	28.0%
18/05/2022 18:00:00	33.3	74	87	45	33.3	35.6%
18/05/2022 19:00:00	33.3	35	41	40	33.8	29.3%
18/05/2022 20:00:00	35.0	25	29	40	34.3	37.9%
18/05/2022 21:00:00	33.9	18	21	40	33.0	47.6%
18/05/2022 22:00:00	33.3	9	11	40	33.8	36.4%
18/05/2022 23:00:00	34.0	11	13	40	33.3	46.2%
19/05/2022 00:00:00	25.0	1	1	25	0.0	0.0%
19/05/2022 01:00:00	30.0	1	1	30	0.0	0.0%
19/05/2022 02:00:00	0.0	0	0	0	0.0	0.0%
19/05/2022 03:00:00	0.0	0	0	0	0.0	0.0%
19/05/2022 04:00:00	45.0	2	2	45	37.5	100.0%
19/05/2022 05:00:00	35.0	1	1	35	32.5	100.0%
19/05/2022 06:00:00	37.5	6	7	40	35.8	42.9%
19/05/2022 07:00:00	38.3	14	17	45	36.1	64.7%
19/05/2022 08:00:00	34.7	36	42	45	33.9	50.0%
19/05/2022 09:00:00	31.5	50	59	35	32.5	22.0%
19/05/2022 10:00:00	31.6	69	81	40	32.8	21.0%
19/05/2022 11:00:00	30.4	62	73	35	32.5	16.4%
19/05/2022 12:00:00	29.3	79	93	35	32.5	7.5%
19/05/2022 13:00:00	29.7	70	82	40	33.1	11.0%
19/05/2022 14:00:00	30.5	74	87	40	33.9	16.1%
19/05/2022 15:00:00	31.9	73	86	40	33.0	23.3%
19/05/2022 16:00:00	32.0	71	84	40	32.7	25.0%
19/05/2022 17:00:00	33.3	87	102	40	33.4	31.4%
19/05/2022 18:00:00	33.9	60	70	40	33.8	34.3%
19/05/2022 19:00:00	34.2	43	51	40	33.5	49.0%
19/05/2022 20:00:00	35.0	25	29	45	34.6	41.4%
19/05/2022 21:00:00	33.6	26	30	40	33.6	30.0%
19/05/2022 22:00:00	33.0	17	20	40	33.3	30.0%
19/05/2022 23:00:00	40.0	7	8	45	36.1	87.5%
20/05/2022 00:00:00	30.0	1	1	30	0.0	0.0%
20/05/2022 01:00:00	30.0	1	1	30	0.0	0.0%
20/05/2022 02:00:00	0.0	0	0	0	0.0	0.0%
20/05/2022 03:00:00	0.0	0	0	0	0.0	0.0%
20/05/2022 04:00:00	30.0	3	4	45	42.5	25.0%
20/05/2022 05:00:00	40.0	2	2	40	37.5	50.0%
20/05/2022 06:00:00	35.0	4	5	40	34.2	60.0%
20/05/2022 07:00:00	37.5	12	14	40	34.5	71.4%
20/05/2022 08:00:00	35.0	24	28	40	33.9	50.0%
20/05/2022 09:00:00	33.8	53	62	40	33.3	40.3%
20/05/2022 10:00:00	30.5	57	67	35	32.5	16.4%
20/05/2022 11:00:00	29.4	53	62	35	32.5	8.1%
20/05/2022 12:00:00	29.0	76	89	35	32.5	4.5%
20/05/2022 13:00:00	29.6	73	86	40	33.5	11.6%
20/05/2022 14:00:00	29.7	64	75	35	32.5	12.0%
20/05/2022 15:00:00	30.0	76	89	40	33.3	14.6%
20/05/2022 16:00:00	30.7	87	102	45	33.4	16.7%
20/05/2022 17:00:00	34.1	70	82	40	34.3	30.5%
20/05/2022 18:00:00	33.6	67	79	40	33.6	34.2%



20/05/2022 19:00:00	34.3	38	45	40	33.8	42.2%
20/05/2022 20:00:00	32.5	10	12	40	34.2	25.0%
20/05/2022 21:00:00	34.2	10	12	45	33.9	58.3%
20/05/2022 22:00:00	35.0	11	13	40	35.0	30.8%
20/05/2022 23:00:00	34.0	8	10	40	33.3	60.0%
21/05/2022 00:00:00	35.0	13	15	40	34.5	33.3%
21/05/2022 01:00:00	35.0	3	4	45	35.8	75.0%
21/05/2022 02:00:00	30.0	1	1	30	0.0	0.0%
21/05/2022 03:00:00	0.0	0	0	0	0.0	0.0%
21/05/2022 04:00:00	35.0	1	1	35	32.5	100.0%
21/05/2022 05:00:00	25.0	1	1	25	0.0	0.0%
21/05/2022 06:00:00	30.0	3	3	30	0.0	0.0%
21/05/2022 07:00:00	35.0	8	9	45	35.0	44.4%
21/05/2022 08:00:00	33.8	17	20	40	34.2	30.0%
21/05/2022 09:00:00	33.5	31	36	40	33.3	33.3%
21/05/2022 10:00:00	32.1	55	65	35	32.5	26.2%
21/05/2022 11:00:00	29.7	76	90	40	33.4	12.2%
21/05/2022 12:00:00	30.4	73	86	40	33.2	16.3%
21/05/2022 13:00:00	29.4	72	85	35	32.5	9.4%
21/05/2022 14:00:00	32.1	70	82	40	32.8	24.4%
21/05/2022 15:00:00	29.7	98	115	40	32.9	12.2%
21/05/2022 16:00:00	29.8	92	108	35	32.5	12.0%
21/05/2022 17:00:00	31.5	72	85	40	32.8	21.2%
21/05/2022 18:00:00	32.1	68	80	40	33.0	23.8%
21/05/2022 19:00:00	33.8	45	53	40	33.5	39.6%
21/05/2022 20:00:00	33.8	35	41	50	33.6	43.9%
21/05/2022 21:00:00	33.0	16	19	40	33.3	31.6%
21/05/2022 22:00:00	34.3	14	16	40	33.1	50.0%
21/05/2022 23:00:00	33.3	13	15	40	33.8	26.7%
22/05/2022 00:00:00	0.0	0	0	0	0.0	0.0%
22/05/2022 01:00:00	30.0	1	1	30	0.0	0.0%
22/05/2022 02:00:00	30.0	1	1	30	0.0	0.0%
22/05/2022 03:00:00	45.0	1	1	45	42.5	100.0%
22/05/2022 04:00:00	40.0	2	2	40	35.0	100.0%
22/05/2022 05:00:00	0.0	0	0	0	0.0	0.0%
22/05/2022 06:00:00	30.0	3	3	30	0.0	0.0%
22/05/2022 07:00:00	30.0	2	2	30	0.0	0.0%
22/05/2022 08:00:00	30.0	8	10	40	35.0	20.0%
22/05/2022 09:00:00	32.5	24	28	40	33.2	25.0%
22/05/2022 10:00:00	29.8	53	62	40	33.1	12.9%
22/05/2022 11:00:00	30.4	90	106	40	33.7	16.0%
22/05/2022 12:00:00	30.0	95	112	40	33.1	15.2%
22/05/2022 13:00:00	31.3	122	143	40	33.2	18.9%
22/05/2022 14:00:00	29.7	108	127	40	32.8	11.8%
22/05/2022 15:00:00	30.9	108	127	40	32.7	18.1%
22/05/2022 16:00:00	29.9	114	134	45	33.1	13.4%
22/05/2022 17:00:00	29.9	98	115	40	33.1	13.9%
22/05/2022 18:00:00	33.0	75	88	45	33.5	29.5%
22/05/2022 19:00:00	33.7	60	71	45	34.3	31.0%
22/05/2022 20:00:00	35.0	37	43	40	34.2	41.9%

22/05/2022 21:00:00	32.5	18	21	40	33.5	23.8%
22/05/2022 22:00:00	38.3	10	12	45	36.1	58.3%
22/05/2022 23:00:00	40.0	6	7	45	37.5	57.1%
23/05/2022 00:00:00	35.0	3	4	40	33.8	100.0%
23/05/2022 01:00:00	25.0	1	1	25	0.0	0.0%
23/05/2022 02:00:00	30.0	2	2	30	0.0	0.0%
23/05/2022 03:00:00	0.0	0	0	0	0.0	0.0%
23/05/2022 04:00:00	30.0	2	2	30	0.0	0.0%
23/05/2022 05:00:00	0.0	0	0	0	0.0	0.0%
23/05/2022 06:00:00	37.5	7	8	40	35.0	50.0%
23/05/2022 07:00:00	33.3	14	17	40	34.5	29.4%
23/05/2022 08:00:00	34.2	36	42	45	34.1	38.1%
23/05/2022 09:00:00	32.9	58	68	40	33.6	26.5%
23/05/2022 10:00:00	31.9	60	71	40	32.8	23.9%
23/05/2022 11:00:00	32.2	61	72	40	32.8	26.4%
23/05/2022 12:00:00	29.6	80	94	40	33.0	10.6%
23/05/2022 13:00:00	30.5	65	77	40	33.7	16.9%
23/05/2022 14:00:00	30.8	66	78	40	33.2	17.9%
23/05/2022 15:00:00	30.6	87	102	40	32.8	16.7%
23/05/2022 16:00:00	32.2	49	58	40	34.0	22.4%
23/05/2022 17:00:00	33.5	72	85	40	33.5	34.1%
23/05/2022 18:00:00	34.4	53	62	45	34.1	40.3%
23/05/2022 19:00:00	33.6	27	32	40	33.3	40.6%
23/05/2022 20:00:00	33.3	13	15	40	33.8	26.7%
23/05/2022 21:00:00	31.7	12	14	35	32.5	21.4%
23/05/2022 22:00:00	35.0	11	13	45	35.5	38.5%
23/05/2022 23:00:00	32.5	10	12	40	34.2	25.0%
24/05/2022 00:00:00	27.5	3	4	30	0.0	0.0%
24/05/2022 01:00:00	25.0	1	1	25	0.0	0.0%
24/05/2022 02:00:00	0.0	0	0	0	0.0	0.0%
24/05/2022 03:00:00	45.0	1	1	45	42.5	100.0%
24/05/2022 04:00:00	35.0	1	1	35	32.5	100.0%
24/05/2022 05:00:00	40.0	3	3	40	37.5	33.3%
24/05/2022 06:00:00	30.0	5	6	40	37.5	16.7%
24/05/2022 07:00:00	38.3	13	15	45	34.3	93.3%
24/05/2022 08:00:00	34.2	42	49	40	33.4	44.9%
24/05/2022 09:00:00	32.8	48	56	40	32.8	30.4%
24/05/2022 10:00:00	31.4	64	75	40	32.8	20.0%
24/05/2022 11:00:00	30.0	55	65	35	32.5	15.4%
24/05/2022 12:00:00	30.8	73	86	40	33.2	17.4%
24/05/2022 13:00:00	29.7	63	74	35	32.5	12.2%
24/05/2022 14:00:00	31.2	58	68	35	32.5	19.1%
24/05/2022 15:00:00	29.3	54	64	40	33.3	9.4%
24/05/2022 16:00:00	32.7	75	88	40	33.1	28.4%
24/05/2022 17:00:00	33.6	60	71	50	34.4	33.8%
24/05/2022 18:00:00	34.5	49	58	50	34.2	46.6%
24/05/2022 19:00:00	33.6	37	43	40	33.1	37.2%
24/05/2022 20:00:00	34.0	14	17	40	33.9	41.2%
24/05/2022 21:00:00	34.0	14	16	40	33.3	37.5%
24/05/2022 22:00:00	32.9	18	21	35	32.5	33.3%

24/05/2022 23:00:00	34.0	8	10	40	33.3	60.0%
25/05/2022 00:00:00	45.0	3	3	45	35.8	100.0%
25/05/2022 01:00:00	35.0	2	2	35	32.5	50.0%
25/05/2022 02:00:00	0.0	0	0	0	0.0	0.0%
25/05/2022 03:00:00	45.0	1	1	45	42.5	100.0%
25/05/2022 04:00:00	35.0	1	1	35	32.5	100.0%
25/05/2022 05:00:00	35.0	3	4	40	35.0	50.0%
25/05/2022 06:00:00	35.0	3	4	40	34.2	75.0%
25/05/2022 07:00:00	36.7	12	14	40	34.4	57.1%
25/05/2022 08:00:00	34.7	42	49	40	33.9	42.9%
25/05/2022 09:00:00	33.2	54	64	45	33.7	32.8%
25/05/2022 10:00:00	31.4	49	58	40	32.9	20.7%
25/05/2022 11:00:00	30.5	64	75	40	32.9	16.0%
25/05/2022 12:00:00	30.0	45	53	35	32.5	15.1%
25/05/2022 13:00:00	31.4	60	70	40	33.3	18.6%
25/05/2022 14:00:00	32.3	54	64	40	33.1	26.6%
25/05/2022 15:00:00	31.0	64	75	40	33.7	17.3%
25/05/2022 16:00:00	30.8	65	76	40	32.9	17.1%
25/05/2022 17:00:00	32.4	80	94	40	33.6	23.4%
25/05/2022 18:00:00	33.4	50	59	40	32.9	40.7%
25/05/2022 19:00:00	33.6	34	40	45	34.8	27.5%
25/05/2022 20:00:00	32.5	27	32	40	33.8	25.0%
25/05/2022 21:00:00	37.5	20	23	40	34.8	56.5%
25/05/2022 22:00:00	32.5	14	16	35	32.5	25.0%
25/05/2022 23:00:00	35.0	11	13	40	33.6	69.2%
26/05/2022 00:00:00	40.0	3	3	40	35.0	66.7%
26/05/2022 01:00:00	35.0	2	2	35	32.5	50.0%
26/05/2022 02:00:00	0.0	0	0	0	0.0	0.0%
26/05/2022 03:00:00	45.0	1	1	45	42.5	100.0%
26/05/2022 04:00:00	0.0	0	0	0	0.0	0.0%
26/05/2022 05:00:00	35.0	1	1	35	32.5	100.0%
26/05/2022 06:00:00	40.0	6	7	45	37.5	57.1%
26/05/2022 07:00:00	35.0	15	18	45	34.5	55.6%
26/05/2022 08:00:00	33.9	45	53	45	33.6	43.4%
26/05/2022 09:00:00	32.9	56	66	40	33.0	31.8%
26/05/2022 10:00:00	30.0	54	64	45	34.0	15.6%
26/05/2022 11:00:00	31.3	68	80	40	32.8	20.0%
26/05/2022 12:00:00	32.1	61	72	40	32.8	25.0%
26/05/2022 13:00:00	30.5	54	63	35	32.5	15.9%
26/05/2022 14:00:00	31.3	66	78	40	32.8	20.5%
26/05/2022 15:00:00	31.4	74	87	35	32.5	20.7%
26/05/2022 16:00:00	31.2	71	84	40	33.8	19.0%
26/05/2022 17:00:00	33.1	71	84	45	33.7	31.0%
26/05/2022 18:00:00	33.6	67	79	40	33.6	35.4%
26/05/2022 19:00:00	32.7	39	46	40	33.3	28.3%
26/05/2022 20:00:00	33.5	23	27	40	33.0	40.7%
26/05/2022 21:00:00	32.9	20	24	40	33.1	33.3%
26/05/2022 22:00:00	34.4	19	22	40	33.4	50.0%
26/05/2022 23:00:00	37.5	14	16	55	35.8	56.3%
27/05/2022 00:00:00	30.0	1	1	30	0.0	0.0%

27/05/2022 01:00:00	30.0	1	1	30	0.0	0.0%
27/05/2022 02:00:00	30.0	1	1	30	0.0	0.0%
27/05/2022 03:00:00	0.0	0	0	0	0.0	0.0%
27/05/2022 04:00:00	40.0	3	3	40	34.2	100.0%
27/05/2022 05:00:00	35.0	2	2	35	32.5	50.0%
27/05/2022 06:00:00	35.0	3	4	40	34.2	75.0%
27/05/2022 07:00:00	35.0	14	17	40	33.9	64.7%
27/05/2022 08:00:00	35.7	34	40	40	34.7	40.0%
27/05/2022 09:00:00	31.6	84	99	40	33.0	21.2%
27/05/2022 10:00:00	31.8	72	85	35	32.5	23.5%
27/05/2022 11:00:00	29.8	72	85	40	33.4	12.9%
27/05/2022 12:00:00	29.5	82	96	40	33.0	10.4%
27/05/2022 13:00:00	30.0	86	101	40	32.8	14.9%
27/05/2022 14:00:00	31.1	86	101	35	32.5	18.8%
27/05/2022 15:00:00	30.8	94	111	40	33.0	18.0%
27/05/2022 16:00:00	30.3	104	122	40	33.0	15.6%
27/05/2022 17:00:00	31.8	77	91	40	33.0	23.1%
27/05/2022 18:00:00	32.8	72	85	45	34.1	25.9%
27/05/2022 19:00:00	34.3	40	47	45	34.0	42.6%
27/05/2022 20:00:00	31.9	35	41	45	33.6	22.0%
27/05/2022 21:00:00	35.0	26	30	40	34.7	30.0%
27/05/2022 22:00:00	33.3	17	20	45	33.9	35.0%
27/05/2022 23:00:00	40.0	8	9	45	34.6	77.8%
28/05/2022 00:00:00	40.0	14	16	45	35.0	62.5%
28/05/2022 01:00:00	35.0	2	2	35	32.5	100.0%
28/05/2022 02:00:00	0.0	0	0	0	0.0	0.0%
28/05/2022 03:00:00	0.0	0	0	0	0.0	0.0%
28/05/2022 04:00:00	35.0	2	2	35	32.5	50.0%
28/05/2022 05:00:00	0.0	0	0	0	0.0	0.0%
28/05/2022 06:00:00	35.0	3	3	35	32.5	33.3%
28/05/2022 07:00:00	35.0	11	13	40	34.5	38.5%
28/05/2022 08:00:00	34.1	54	63	45	34.1	34.9%
28/05/2022 09:00:00	33.5	40	47	40	33.0	40.4%
28/05/2022 10:00:00	31.7	51	60	40	32.9	21.7%
28/05/2022 11:00:00	30.4	78	92	40	32.8	16.3%
28/05/2022 12:00:00	30.4	77	91	40	33.5	16.5%
28/05/2022 13:00:00	29.6	71	84	40	33.1	10.7%
28/05/2022 14:00:00	31.4	88	103	45	34.1	18.4%
28/05/2022 15:00:00	30.6	92	108	40	33.1	16.7%
28/05/2022 16:00:00	29.9	89	105	40	33.5	14.3%
28/05/2022 17:00:00	29.6	88	104	35	32.5	9.6%
28/05/2022 18:00:00	32.9	87	102	45	33.5	28.4%
28/05/2022 19:00:00	33.0	50	59	40	33.3	30.5%
28/05/2022 20:00:00	32.0	25	29	40	33.3	20.7%
28/05/2022 21:00:00	35.0	24	28	40	34.7	32.1%
28/05/2022 22:00:00	34.5	18	21	40	33.3	57.1%
28/05/2022 23:00:00	29.6	14	17	35	32.5	11.8%
29/05/2022 00:00:00	35.0	3	3	35	32.5	33.3%
29/05/2022 01:00:00	40.0	1	1	40	37.5	100.0%
29/05/2022 02:00:00	28.3	3	4	30	0.0	0.0%

29/05/2022 03:00:00	40.0	1	1	40	37.5	100.0%
29/05/2022 04:00:00	0.0	0	0	0	0.0	0.0%
29/05/2022 05:00:00	40.0	2	2	40	35.0	100.0%
29/05/2022 06:00:00	0.0	0	0	0	0.0	0.0%
29/05/2022 07:00:00	30.0	4	5	40	37.5	20.0%
29/05/2022 08:00:00	34.3	32	38	40	33.1	65.8%
29/05/2022 09:00:00	34.4	28	33	45	34.4	39.4%
29/05/2022 10:00:00	31.4	60	71	40	32.8	21.1%
29/05/2022 11:00:00	31.0	72	85	40	32.8	18.8%
29/05/2022 12:00:00	31.6	80	94	40	33.3	20.2%
29/05/2022 13:00:00	32.8	82	96	40	33.5	26.0%
29/05/2022 14:00:00	29.8	83	98	35	32.5	13.3%
29/05/2022 15:00:00	29.3	88	103	35	32.5	7.8%
29/05/2022 16:00:00	29.7	88	103	45	33.3	11.7%
29/05/2022 17:00:00	32.3	83	98	40	33.1	25.5%
29/05/2022 18:00:00	32.2	69	81	40	33.0	24.7%
29/05/2022 19:00:00	31.7	45	53	40	33.4	20.8%
29/05/2022 20:00:00	33.1	31	37	40	32.9	37.8%
29/05/2022 21:00:00	31.7	20	24	35	32.5	25.0%
29/05/2022 22:00:00	30.0	4	5	35	32.5	20.0%
29/05/2022 23:00:00	32.5	3	4	35	32.5	50.0%
30/05/2022 00:00:00	40.0	3	3	40	35.8	100.0%
30/05/2022 01:00:00	0.0	0	0	0	0.0	0.0%
30/05/2022 02:00:00	0.0	0	0	0	0.0	0.0%
30/05/2022 03:00:00	40.0	1	1	40	37.5	100.0%
30/05/2022 04:00:00	40.0	2	2	40	35.0	100.0%
30/05/2022 05:00:00	35.0	4	5	40	34.2	60.0%
30/05/2022 06:00:00	35.0	4	5	40	34.2	60.0%
30/05/2022 07:00:00	32.5	17	20	40	35.0	20.0%
30/05/2022 08:00:00	35.0	24	28	40	34.7	32.1%
30/05/2022 09:00:00	32.8	55	65	45	33.6	29.2%
30/05/2022 10:00:00	31.0	42	49	40	34.4	16.3%
30/05/2022 11:00:00	29.5	86	101	40	33.5	9.9%
30/05/2022 12:00:00	30.9	80	94	40	32.8	18.1%
30/05/2022 13:00:00	30.0	79	93	40	33.2	15.1%
30/05/2022 14:00:00	29.7	66	78	40	33.5	12.8%
30/05/2022 15:00:00	30.8	64	75	35	32.5	17.3%
30/05/2022 16:00:00	31.1	77	91	40	33.4	18.7%
30/05/2022 17:00:00	31.9	68	80	45	33.3	22.5%
30/05/2022 18:00:00	33.6	60	71	40	33.4	38.0%
30/05/2022 19:00:00	34.0	31	37	40	33.9	37.8%
30/05/2022 20:00:00	32.5	13	15	35	32.5	26.7%
30/05/2022 21:00:00	33.3	12	14	35	32.5	42.9%
30/05/2022 22:00:00	32.5	6	7	35	32.5	28.6%
30/05/2022 23:00:00	35.0	9	11	40	33.9	63.6%
31/05/2022 00:00:00	35.0	2	2	35	32.5	50.0%
31/05/2022 01:00:00	30.0	1	1	30	0.0	0.0%
31/05/2022 02:00:00	25.0	1	1	25	0.0	0.0%
31/05/2022 03:00:00	40.0	1	1	40	37.5	100.0%
31/05/2022 04:00:00	40.0	1	1	40	37.5	100.0%

31/05/2022 05:00:00	35.0	5	6	40	33.5	83.3%
31/05/2022 06:00:00	37.5	4	5	40	35.8	60.0%
31/05/2022 07:00:00	37.5	12	14	40	34.7	64.3%
31/05/2022 08:00:00	35.0	36	42	45	34.2	50.0%
31/05/2022 09:00:00	33.3	41	48	40	33.5	31.3%
31/05/2022 10:00:00	30.5	53	62	35	32.5	16.1%
31/05/2022 11:00:00	30.4	66	78	35	32.5	16.7%
31/05/2022 12:00:00	29.4	65	77	35	32.5	7.8%
31/05/2022 13:00:00	29.5	65	77	45	34.4	10.4%
31/05/2022 14:00:00	29.9	76	89	40	33.3	13.5%
31/05/2022 15:00:00	30.0	72	85	40	32.9	15.3%
31/05/2022 16:00:00	31.4	80	94	40	32.8	20.2%
31/05/2022 17:00:00	32.9	64	75	45	34.6	25.3%
31/05/2022 18:00:00	32.5	62	73	35	32.5	30.1%
31/05/2022 19:00:00	33.1	37	44	40	33.2	34.1%
31/05/2022 20:00:00	32.2	27	32	35	32.5	28.1%
31/05/2022 21:00:00	32.5	7	8	35	32.5	25.0%
31/05/2022 22:00:00	35.0	14	16	40	33.9	43.8%
31/05/2022 23:00:00	35.0	4	5	40	35.0	40.0%
01/06/2022 00:00:00	37.5	7	8	40	34.5	62.5%
01/06/2022 01:00:00	30.0	3	3	30	0.0	0.0%
01/06/2022 02:00:00	0.0	0	0	0	0.0	0.0%
01/06/2022 03:00:00	0.0	0	0	0	0.0	0.0%
01/06/2022 04:00:00	35.0	2	2	35	32.5	50.0%
01/06/2022 05:00:00	0.0	0	0	0	0.0	0.0%
01/06/2022 06:00:00	37.5	3	4	40	35.8	75.0%
01/06/2022 07:00:00	36.7	12	14	40	34.4	57.1%
01/06/2022 08:00:00	33.8	31	37	40	34.2	32.4%
01/06/2022 09:00:00	30.7	41	48	40	33.1	16.7%
01/06/2022 10:00:00	32.2	52	61	35	32.5	26.2%
01/06/2022 11:00:00	31.2	72	85	40	33.4	18.8%
01/06/2022 12:00:00	30.0	65	76	40	33.0	14.5%
01/06/2022 13:00:00	30.0	71	83	35	32.5	14.5%
01/06/2022 14:00:00	29.9	75	88	35	32.5	13.6%
01/06/2022 15:00:00	31.7	64	75	45	33.8	20.0%
01/06/2022 16:00:00	30.8	99	117	40	32.7	17.9%
01/06/2022 17:00:00	31.5	92	108	40	33.5	19.4%
01/06/2022 18:00:00	33.0	71	84	45	33.5	31.0%
01/06/2022 19:00:00	34.5	40	47	40	34.3	36.2%
01/06/2022 20:00:00	32.9	31	36	40	33.6	25.0%
01/06/2022 21:00:00	32.5	19	22	40	33.5	22.7%
01/06/2022 22:00:00	32.5	16	19	40	33.5	26.3%
01/06/2022 23:00:00	40.0	6	7	45	36.5	71.4%
02/06/2022 00:00:00	35.0	4	5	40	35.0	40.0%
02/06/2022 01:00:00	35.0	1	1	35	32.5	100.0%
02/06/2022 02:00:00	0.0	0	0	0	0.0	0.0%
02/06/2022 03:00:00	45.0	1	1	45	42.5	100.0%
02/06/2022 04:00:00	40.0	3	3	40	34.2	100.0%
02/06/2022 05:00:00	45.0	2	2	45	40.0	100.0%
02/06/2022 06:00:00	33.3	5	6	35	32.5	50.0%

02/06/2022 07:00:00	33.3	13	15	45	35.0	26.7%
02/06/2022 08:00:00	35.0	16	19	45	34.7	47.4%
02/06/2022 09:00:00	32.5	41	48	40	32.9	27.1%
02/06/2022 10:00:00	29.9	62	73	35	32.5	13.7%
02/06/2022 11:00:00	29.6	97	114	40	33.4	9.6%
02/06/2022 12:00:00	29.7	99	116	40	33.6	12.1%
02/06/2022 13:00:00	29.1	110	129	35	32.5	7.8%
02/06/2022 14:00:00	29.7	113	133	40	33.1	12.0%
02/06/2022 15:00:00	30.0	104	122	35	32.5	14.8%
02/06/2022 16:00:00	29.8	113	133	40	33.1	13.5%
02/06/2022 17:00:00	30.0	95	112	35	32.5	15.2%
02/06/2022 18:00:00	33.3	66	78	45	34.0	30.8%
02/06/2022 19:00:00	33.3	56	66	45	34.0	30.3%
02/06/2022 20:00:00	33.8	42	49	45	34.1	32.7%
02/06/2022 21:00:00	34.3	18	21	45	34.2	42.9%
02/06/2022 22:00:00	34.3	16	19	40	33.6	47.4%
02/06/2022 23:00:00	29.6	13	15	35	32.5	6.7%
03/06/2022 00:00:00	35.0	6	7	45	34.5	71.4%
03/06/2022 01:00:00	35.0	1	1	35	32.5	100.0%
03/06/2022 02:00:00	0.0	0	0	0	0.0	0.0%
03/06/2022 03:00:00	40.0	1	1	40	37.5	100.0%
03/06/2022 04:00:00	40.0	1	1	40	37.5	100.0%
03/06/2022 05:00:00	0.0	0	0	0	0.0	0.0%
03/06/2022 06:00:00	35.0	4	5	40	34.2	60.0%
03/06/2022 07:00:00	30.0	3	3	30	0.0	0.0%
03/06/2022 08:00:00	34.0	13	15	40	33.3	40.0%
03/06/2022 09:00:00	32.7	39	46	40	33.3	28.3%
03/06/2022 10:00:00	31.3	63	74	35	32.5	20.3%
03/06/2022 11:00:00	29.6	96	113	40	32.9	10.6%
03/06/2022 12:00:00	28.4	108	127	40	35.0	3.1%
03/06/2022 13:00:00	28.8	130	153	40	33.0	6.5%
03/06/2022 14:00:00	28.8	122	144	40	33.8	5.6%
03/06/2022 15:00:00	29.9	123	145	40	33.0	14.5%
03/06/2022 16:00:00	30.4	122	144	40	32.7	16.7%
03/06/2022 17:00:00	29.9	110	130	40	32.8	14.6%
03/06/2022 18:00:00	32.7	69	81	40	32.7	30.9%
03/06/2022 19:00:00	34.4	47	55	45	34.2	43.6%
03/06/2022 20:00:00	32.0	33	39	35	32.5	25.6%
03/06/2022 21:00:00	32.5	29	34	35	32.5	29.4%
03/06/2022 22:00:00	32.5	8	10	40	34.2	30.0%
03/06/2022 23:00:00	35.0	10	12	40	33.8	66.7%
04/06/2022 00:00:00	35.0	6	7	40	35.0	28.6%
04/06/2022 01:00:00	35.0	2	2	35	32.5	50.0%
04/06/2022 02:00:00	0.0	0	0	0	0.0	0.0%
04/06/2022 03:00:00	0.0	0	0	0	0.0	0.0%
04/06/2022 04:00:00	30.0	1	1	30	0.0	0.0%
04/06/2022 05:00:00	0.0	0	0	0	0.0	0.0%
04/06/2022 06:00:00	38.3	5	6	40	35.5	83.3%
04/06/2022 07:00:00	28.8	4	5	30	0.0	0.0%
04/06/2022 08:00:00	32.5	16	19	45	34.5	26.3%

04/06/2022 09:00:00	32.5	33	39	35	32.5	30.8%
04/06/2022 10:00:00	31.9	57	67	40	33.2	22.4%
04/06/2022 11:00:00	29.8	72	85	35	32.5	12.9%
04/06/2022 12:00:00	29.9	98	115	35	32.5	13.9%
04/06/2022 13:00:00	29.6	87	102	40	33.4	10.8%
04/06/2022 14:00:00	30.0	82	96	40	33.2	14.6%
04/06/2022 15:00:00	29.0	102	120	40	33.3	5.0%
04/06/2022 16:00:00	29.9	106	125	40	32.8	14.4%
04/06/2022 17:00:00	31.4	96	113	40	32.9	20.4%
04/06/2022 18:00:00	33.4	54	63	40	32.9	38.1%
04/06/2022 19:00:00	35.8	41	48	45	34.4	56.3%
04/06/2022 20:00:00	32.5	26	30	40	33.2	23.3%
04/06/2022 21:00:00	30.0	20	23	40	35.8	13.0%
04/06/2022 22:00:00	33.0	14	17	40	33.3	35.3%
04/06/2022 23:00:00	33.3	7	8	35	32.5	37.5%
05/06/2022 00:00:00	32.5	4	5	35	32.5	40.0%
05/06/2022 01:00:00	40.0	3	3	40	35.0	66.7%
05/06/2022 02:00:00	40.0	2	2	40	35.0	100.0%
05/06/2022 03:00:00	40.0	1	1	40	37.5	100.0%
05/06/2022 04:00:00	0.0	0	0	0	0.0	0.0%
05/06/2022 05:00:00	35.0	1	1	35	32.5	100.0%
05/06/2022 06:00:00	45.0	1	1	45	42.5	100.0%
05/06/2022 07:00:00	40.0	2	2	40	37.5	50.0%
05/06/2022 08:00:00	33.8	9	11	40	33.5	45.5%
05/06/2022 09:00:00	32.5	24	28	40	33.2	25.0%
05/06/2022 10:00:00	29.6	35	41	35	32.5	9.8%
05/06/2022 11:00:00	32.4	72	85	40	32.9	27.1%
05/06/2022 12:00:00	32.1	88	103	40	33.6	21.4%
05/06/2022 13:00:00	30.0	73	86	35	32.5	15.1%
05/06/2022 14:00:00	32.2	70	82	40	32.7	25.6%
05/06/2022 15:00:00	29.8	89	105	40	32.9	13.3%
05/06/2022 16:00:00	31.9	87	102	35	32.5	23.5%
05/06/2022 17:00:00	31.6	76	89	40	33.1	20.2%
05/06/2022 18:00:00	32.8	40	47	35	32.5	34.0%
05/06/2022 19:00:00	32.0	29	34	40	33.9	20.6%
05/06/2022 20:00:00	33.1	15	18	35	32.5	44.4%
05/06/2022 21:00:00	33.8	10	12	40	33.5	41.7%
05/06/2022 22:00:00	32.5	7	8	35	32.5	25.0%
05/06/2022 23:00:00	30.0	1	1	30	0.0	0.0%
06/06/2022 00:00:00	30.0	1	1	30	0.0	0.0%
06/06/2022 01:00:00	0.0	0	0	0	0.0	0.0%
06/06/2022 02:00:00	0.0	0	0	0	0.0	0.0%
06/06/2022 03:00:00	0.0	0	0	0	0.0	0.0%
06/06/2022 04:00:00	35.0	1	1	35	32.5	100.0%
06/06/2022 05:00:00	35.0	2	2	35	32.5	100.0%
06/06/2022 06:00:00	34.0	5	6	35	32.5	83.3%
06/06/2022 07:00:00	35.0	13	15	40	33.9	46.7%
06/06/2022 08:00:00	34.0	35	41	40	33.3	43.9%
06/06/2022 09:00:00	33.3	45	53	40	33.3	34.0%
06/06/2022 10:00:00	32.8	37	43	45	33.9	25.6%



06/06/2022 11:00:00	29.9	72	85	40	33.3	14.1%
06/06/2022 12:00:00	31.8	48	56	40	32.9	21.4%
06/06/2022 13:00:00	30.0	66	78	35	32.5	15.4%
06/06/2022 14:00:00	29.6	62	73	40	33.1	11.0%
06/06/2022 15:00:00	30.5	70	82	40	33.3	15.9%
06/06/2022 16:00:00	32.4	64	75	40	33.0	25.3%
06/06/2022 17:00:00	32.5	68	80	40	33.2	26.3%
06/06/2022 18:00:00	33.7	69	81	45	33.9	35.8%
06/06/2022 19:00:00	33.5	31	37	40	33.2	40.5%
06/06/2022 20:00:00	32.0	19	22	35	32.5	22.7%
06/06/2022 21:00:00	34.0	12	14	40	33.3	42.9%
06/06/2022 22:00:00	35.0	8	9	40	33.8	44.4%
06/06/2022 23:00:00	28.8	3	4	30	0.0	0.0%
07/06/2022 00:00:00	30.0	3	4	35	32.5	25.0%
07/06/2022 01:00:00	0.0	0	0	0	0.0	0.0%
07/06/2022 02:00:00	0.0	0	0	0	0.0	0.0%
07/06/2022 03:00:00	0.0	0	0	0	0.0	0.0%
07/06/2022 04:00:00	40.0	2	2	40	35.0	100.0%
07/06/2022 05:00:00	38.3	6	7	40	35.0	85.7%
07/06/2022 06:00:00	30.0	3	4	40	37.5	25.0%
07/06/2022 07:00:00	33.3	16	19	45	33.9	36.8%
07/06/2022 08:00:00	33.7	33	39	40	33.1	43.6%
07/06/2022 09:00:00	33.6	42	49	40	33.0	40.8%
07/06/2022 10:00:00	31.2	60	71	40	32.9	19.7%
07/06/2022 11:00:00	30.0	56	66	45	33.5	15.2%
07/06/2022 12:00:00	31.2	60	70	40	32.9	18.6%
07/06/2022 13:00:00	29.7	65	76	35	32.5	11.8%
07/06/2022 14:00:00	30.6	81	95	35	32.5	16.8%
07/06/2022 15:00:00	29.7	80	94	35	32.5	11.7%
07/06/2022 16:00:00	30.7	81	95	40	32.8	16.8%
07/06/2022 17:00:00	33.2	77	91	40	33.6	30.8%
07/06/2022 18:00:00	33.7	59	69	40	33.5	34.8%
07/06/2022 19:00:00	33.3	40	47	40	34.8	23.4%
07/06/2022 20:00:00	32.1	22	26	35	32.5	26.9%
07/06/2022 21:00:00	33.3	16	19	40	33.2	36.8%
07/06/2022 22:00:00	35.0	8	9	45	33.8	88.9%
07/06/2022 23:00:00	35.0	5	6	40	35.0	33.3%
08/06/2022 00:00:00	32.5	4	5	35	32.5	40.0%
08/06/2022 01:00:00	0.0	0	0	0	0.0	0.0%
08/06/2022 02:00:00	0.0	0	0	0	0.0	0.0%
08/06/2022 03:00:00	0.0	0	0	0	0.0	0.0%
08/06/2022 04:00:00	30.0	1	1	30	0.0	0.0%
08/06/2022 05:00:00	33.3	3	4	35	32.5	75.0%
08/06/2022 06:00:00	35.0	3	3	35	32.5	33.3%
08/06/2022 07:00:00	32.5	9	11	35	32.5	36.4%
08/06/2022 08:00:00	35.0	35	41	40	34.1	46.3%
08/06/2022 09:00:00	29.7	27	32	35	32.5	12.5%
08/06/2022 10:00:00	31.7	46	54	35	32.5	22.2%
08/06/2022 11:00:00	29.8	39	46	35	32.5	13.0%
08/06/2022 12:00:00	31.0	49	58	40	33.0	19.0%

08/06/2022 13:00:00	31.4	57	67	40	33.3	19.4%
08/06/2022 14:00:00	29.7	64	75	40	33.1	12.0%
08/06/2022 15:00:00	30.6	64	75	40	34.2	16.0%
08/06/2022 16:00:00	30.4	74	87	40	33.2	16.1%
08/06/2022 17:00:00	33.1	77	91	40	33.4	31.9%
08/06/2022 18:00:00	33.0	60	70	40	33.6	27.1%
08/06/2022 19:00:00	32.1	37	44	35	32.5	27.3%
08/06/2022 20:00:00	34.4	19	22	40	33.4	50.0%
08/06/2022 21:00:00	34.2	16	19	40	33.8	42.1%
08/06/2022 22:00:00	32.5	14	16	35	32.5	25.0%
08/06/2022 23:00:00	35.0	7	8	40	33.5	62.5%
09/06/2022 00:00:00	35.0	4	5	55	42.5	40.0%
09/06/2022 01:00:00	25.0	1	1	25	0.0	0.0%
09/06/2022 02:00:00	25.0	2	2	25	0.0	0.0%
09/06/2022 03:00:00	45.0	2	2	45	37.5	100.0%
09/06/2022 04:00:00	35.0	1	1	35	32.5	100.0%
09/06/2022 05:00:00	35.0	1	1	35	32.5	100.0%
09/06/2022 06:00:00	35.0	5	6	40	34.2	50.0%
09/06/2022 07:00:00	37.5	12	14	40	35.0	57.1%
09/06/2022 08:00:00	33.8	32	38	40	33.0	50.0%
09/06/2022 09:00:00	32.5	54	63	40	33.1	25.4%
09/06/2022 10:00:00	31.5	57	67	40	32.9	20.9%
09/06/2022 11:00:00	29.8	56	66	40	33.8	12.1%
09/06/2022 12:00:00	29.6	70	82	35	32.5	11.0%
09/06/2022 13:00:00	29.9	71	84	40	32.9	14.3%
09/06/2022 14:00:00	30.4	74	87	35	32.5	16.1%
09/06/2022 15:00:00	29.3	58	68	35	32.5	7.4%
09/06/2022 16:00:00	30.4	76	90	40	33.2	16.7%
09/06/2022 17:00:00	32.6	77	91	40	33.3	27.5%
09/06/2022 18:00:00	32.7	57	67	40	33.3	26.9%
09/06/2022 19:00:00	33.8	42	50	40	33.9	36.0%
09/06/2022 20:00:00	33.6	20	24	40	32.9	50.0%
09/06/2022 21:00:00	33.6	12	14	35	32.5	50.0%
09/06/2022 22:00:00	35.0	12	14	40	33.9	50.0%
09/06/2022 23:00:00	40.0	8	9	45	35.5	55.6%
10/06/2022 00:00:00	35.0	4	5	40	34.2	60.0%
10/06/2022 01:00:00	30.0	2	2	30	0.0	0.0%
10/06/2022 02:00:00	30.0	1	1	30	0.0	0.0%
10/06/2022 03:00:00	30.0	1	1	30	0.0	0.0%
10/06/2022 04:00:00	35.0	1	1	35	32.5	100.0%
10/06/2022 05:00:00	35.0	3	3	35	32.5	66.7%
10/06/2022 06:00:00	32.5	3	4	35	32.5	50.0%
10/06/2022 07:00:00	38.8	16	19	45	35.6	68.4%
10/06/2022 08:00:00	33.0	27	32	40	33.0	34.4%
10/06/2022 09:00:00	31.3	62	73	35	32.5	20.5%
10/06/2022 10:00:00	31.7	63	74	40	33.5	20.3%
10/06/2022 11:00:00	29.6	76	90	40	33.0	11.1%
10/06/2022 12:00:00	30.0	95	112	40	33.4	15.2%
10/06/2022 13:00:00	30.3	85	100	40	32.8	16.0%
10/06/2022 14:00:00	29.4	71	83	35	32.5	8.4%

10/06/2022 15:00:00	29.8	97	114	45	34.5	13.2%
10/06/2022 16:00:00	32.2	85	100	40	32.7	26.0%
10/06/2022 17:00:00	32.6	71	83	40	33.5	25.3%
10/06/2022 18:00:00	33.1	76	90	45	33.5	32.2%
10/06/2022 19:00:00	34.4	37	43	45	34.8	30.2%
10/06/2022 20:00:00	33.3	20	24	40	33.8	33.3%
10/06/2022 21:00:00	31.0	22	26	35	32.5	19.2%
10/06/2022 22:00:00	35.0	14	16	45	35.0	37.5%
10/06/2022 23:00:00	35.0	15	18	45	34.7	50.0%
11/06/2022 00:00:00	33.3	7	8	35	32.5	37.5%
11/06/2022 01:00:00	30.0	1	1	30	0.0	0.0%
11/06/2022 02:00:00	0.0	0	0	0	0.0	0.0%
11/06/2022 03:00:00	0.0	0	0	0	0.0	0.0%
11/06/2022 04:00:00	30.0	1	1	30	0.0	0.0%
11/06/2022 05:00:00	35.0	2	2	35	32.5	100.0%
11/06/2022 06:00:00	45.0	2	2	45	37.5	100.0%
11/06/2022 07:00:00	33.3	4	5	35	32.5	60.0%
11/06/2022 08:00:00	29.4	11	13	45	42.5	7.7%
11/06/2022 09:00:00	33.1	35	41	40	32.9	34.1%
11/06/2022 10:00:00	32.7	40	47	40	33.3	27.7%
11/06/2022 11:00:00	29.8	84	99	35	32.5	13.1%
11/06/2022 12:00:00	31.3	65	76	35	32.5	19.7%
11/06/2022 13:00:00	29.0	75	88	35	32.5	4.5%
11/06/2022 14:00:00	29.3	84	99	35	32.5	8.1%
11/06/2022 15:00:00	29.9	66	78	35	32.5	14.1%
11/06/2022 16:00:00	29.0	97	114	40	34.2	5.3%
11/06/2022 17:00:00	29.7	78	92	35	32.5	12.0%
11/06/2022 18:00:00	32.8	60	71	40	33.0	31.0%
11/06/2022 19:00:00	34.5	36	42	45	34.5	35.7%
11/06/2022 20:00:00	31.7	27	32	40	33.2	21.9%
11/06/2022 21:00:00	33.3	15	18	40	33.2	38.9%
11/06/2022 22:00:00	34.4	16	19	40	33.5	52.6%
11/06/2022 23:00:00	34.0	8	10	45	34.2	60.0%
12/06/2022 00:00:00	32.5	10	12	40	34.2	25.0%
12/06/2022 01:00:00	40.0	3	3	40	37.5	33.3%
12/06/2022 02:00:00	30.0	1	1	30	0.0	0.0%
12/06/2022 03:00:00	30.0	2	2	30	0.0	0.0%
12/06/2022 04:00:00	0.0	0	0	0	0.0	0.0%
12/06/2022 05:00:00	40.0	1	1	40	37.5	100.0%
12/06/2022 06:00:00	40.0	3	3	40	35.0	66.7%
12/06/2022 07:00:00	35.0	2	2	35	32.5	100.0%
12/06/2022 08:00:00	40.0	8	9	45	35.5	55.6%
12/06/2022 09:00:00	32.0	26	30	40	33.3	20.0%
12/06/2022 10:00:00	30.0	60	70	35	32.5	14.3%
12/06/2022 11:00:00	31.3	86	101	40	32.8	19.8%
12/06/2022 12:00:00	30.3	106	125	40	33.3	16.0%
12/06/2022 13:00:00	29.6	95	112	40	33.3	11.6%
12/06/2022 14:00:00	29.2	100	118	35	32.5	5.1%
12/06/2022 15:00:00	30.5	108	127	40	33.0	16.5%
12/06/2022 16:00:00	29.9	85	100	40	33.2	14.0%

12/06/2022 17:00:00	32.8	79	93	40	33.5	26.9%
12/06/2022 18:00:00	32.8	74	87	40	33.1	29.9%
12/06/2022 19:00:00	32.5	38	45	45	35.0	22.2%
12/06/2022 20:00:00	32.1	25	29	35	32.5	24.1%
12/06/2022 21:00:00	33.5	26	31	40	32.9	45.2%
12/06/2022 22:00:00	40.0	3	3	40	35.0	66.7%
12/06/2022 23:00:00	35.0	5	6	45	35.0	66.7%
13/06/2022 00:00:00	35.0	2	2	35	32.5	100.0%
13/06/2022 01:00:00	25.0	1	1	25	0.0	0.0%
13/06/2022 02:00:00	0.0	0	0	0	0.0	0.0%
13/06/2022 03:00:00	0.0	0	0	0	0.0	0.0%
13/06/2022 04:00:00	35.0	1	1	35	32.5	100.0%
13/06/2022 05:00:00	40.0	3	3	40	35.0	66.7%
13/06/2022 06:00:00	40.0	2	2	40	37.5	50.0%
13/06/2022 07:00:00	35.0	17	20	45	34.5	50.0%
13/06/2022 08:00:00	34.2	30	35	40	33.5	42.9%
13/06/2022 09:00:00	32.8	48	56	35	32.5	32.1%
13/06/2022 10:00:00	32.1	69	81	40	32.8	24.7%
13/06/2022 11:00:00	29.8	69	81	40	33.0	12.3%
13/06/2022 12:00:00	29.8	76	90	40	32.9	13.3%
13/06/2022 13:00:00	29.7	67	79	35	32.5	11.4%
13/06/2022 14:00:00	31.2	71	84	35	32.5	20.2%
13/06/2022 15:00:00	31.2	76	90	40	32.8	20.0%
13/06/2022 16:00:00	30.7	75	88	35	32.5	17.0%
13/06/2022 17:00:00	31.8	68	80	40	33.4	21.3%
13/06/2022 18:00:00	33.3	66	78	50	33.8	33.3%
13/06/2022 19:00:00	34.1	33	39	45	33.6	48.7%
13/06/2022 20:00:00	33.8	13	15	40	33.5	33.3%
13/06/2022 21:00:00	33.3	16	19	35	32.5	47.4%
13/06/2022 22:00:00	35.0	9	11	40	35.0	36.4%
13/06/2022 23:00:00	35.0	4	5	40	33.8	80.0%
14/06/2022 00:00:00	30.0	1	1	30	0.0	0.0%
14/06/2022 01:00:00	40.0	2	2	40	37.5	50.0%
14/06/2022 02:00:00	0.0	0	0	0	0.0	0.0%
14/06/2022 03:00:00	0.0	0	0	0	0.0	0.0%
14/06/2022 04:00:00	40.0	1	1	40	37.5	100.0%
14/06/2022 05:00:00	40.0	1	1	40	37.5	100.0%
14/06/2022 06:00:00	35.0	7	8	40	33.3	75.0%
14/06/2022 07:00:00	34.0	16	19	40	33.0	57.9%
14/06/2022 08:00:00	33.9	37	43	45	33.7	39.5%
14/06/2022 09:00:00	32.8	48	57	40	33.1	31.6%
14/06/2022 10:00:00	29.4	43	51	35	32.5	9.8%
14/06/2022 11:00:00	29.7	65	77	35	32.5	11.7%
14/06/2022 12:00:00	29.6	78	92	35	32.5	10.9%
14/06/2022 13:00:00	29.9	69	81	45	33.4	13.6%
14/06/2022 14:00:00	32.7	65	76	40	33.9	23.7%
14/06/2022 15:00:00	31.2	76	89	40	32.8	19.1%
14/06/2022 16:00:00	31.3	77	91	35	32.5	20.9%
14/06/2022 17:00:00	32.0	80	94	40	33.0	23.4%
14/06/2022 18:00:00	33.3	71	83	45	34.0	28.9%

14/06/2022 19:00:00	33.0	37	44	40	33.7	29.5%
14/06/2022 20:00:00	33.3	17	20	40	34.5	25.0%
14/06/2022 21:00:00	33.3	15	18	35	32.5	50.0%
14/06/2022 22:00:00	33.8	11	13	40	33.5	38.5%
14/06/2022 23:00:00	34.2	17	20	40	33.8	40.0%
15/06/2022 00:00:00	32.5	3	4	35	32.5	50.0%
15/06/2022 01:00:00	25.0	1	1	25	0.0	0.0%
15/06/2022 02:00:00	30.0	1	1	30	0.0	0.0%
15/06/2022 03:00:00	0.0	0	0	0	0.0	0.0%
15/06/2022 04:00:00	40.0	1	1	40	37.5	100.0%
15/06/2022 05:00:00	30.0	1	1	30	0.0	0.0%
15/06/2022 06:00:00	37.5	6	7	40	35.0	57.1%
15/06/2022 07:00:00	35.0	20	23	40	33.7	56.5%
15/06/2022 08:00:00	34.7	42	50	45	34.2	48.0%
15/06/2022 09:00:00	33.6	48	56	40	33.2	37.5%
15/06/2022 10:00:00	32.5	56	66	40	33.4	25.8%
15/06/2022 11:00:00	30.7	74	87	40	32.8	17.2%
15/06/2022 12:00:00	30.0	82	96	40	32.9	14.6%
15/06/2022 13:00:00	30.4	67	79	40	32.9	16.5%
15/06/2022 14:00:00	29.8	76	89	35	32.5	12.4%
15/06/2022 15:00:00	29.5	85	100	35	32.5	10.0%
15/06/2022 16:00:00	30.0	78	92	40	32.9	15.2%
15/06/2022 17:00:00	33.2	87	102	45	33.6	30.4%
15/06/2022 18:00:00	33.9	63	74	40	33.8	35.1%
15/06/2022 19:00:00	34.6	38	45	40	34.0	44.4%
15/06/2022 20:00:00	33.2	28	33	40	32.9	36.4%
15/06/2022 21:00:00	34.2	16	19	40	33.8	42.1%
15/06/2022 22:00:00	34.0	17	20	40	33.9	35.0%
15/06/2022 23:00:00	37.5	10	12	45	34.5	83.3%
16/06/2022 00:00:00	35.0	1	1	35	32.5	100.0%
16/06/2022 01:00:00	45.0	3	3	45	42.5	33.3%
16/06/2022 02:00:00	30.0	1	1	30	0.0	0.0%
16/06/2022 03:00:00	0.0	0	0	0	0.0	0.0%
16/06/2022 04:00:00	35.0	1	1	35	32.5	100.0%
16/06/2022 05:00:00	30.0	2	2	30	0.0	0.0%
16/06/2022 06:00:00	38.8	7	8	40	35.8	75.0%
16/06/2022 07:00:00	34.5	14	17	40	33.3	70.6%
16/06/2022 08:00:00	35.0	41	48	40	33.9	52.1%
16/06/2022 09:00:00	32.5	54	63	40	32.8	27.0%
16/06/2022 10:00:00	31.9	58	68	40	33.2	22.1%
16/06/2022 11:00:00	29.3	75	88	40	33.3	6.8%
16/06/2022 12:00:00	29.9	79	93	40	32.9	14.0%
16/06/2022 13:00:00	31.5	92	108	40	33.0	20.4%
16/06/2022 14:00:00	29.7	82	96	35	32.5	11.5%
16/06/2022 15:00:00	29.9	78	92	45	33.3	14.1%
16/06/2022 16:00:00	31.4	90	106	40	32.7	20.8%
16/06/2022 17:00:00	31.6	77	91	40	32.8	22.0%
16/06/2022 18:00:00	32.1	68	80	40	33.6	22.5%
16/06/2022 19:00:00	30.0	28	33	40	33.5	15.2%
16/06/2022 20:00:00	33.8	23	27	45	34.0	37.0%

16/06/2022 21:00:00	33.8	18	21	40	34.2	28.6%
16/06/2022 22:00:00	37.5	12	14	45	35.0	57.1%
16/06/2022 23:00:00	40.0	11	13	50	35.8	69.2%
17/06/2022 00:00:00	35.0	2	2	35	32.5	100.0%
17/06/2022 01:00:00	25.0	1	1	25	0.0	0.0%
17/06/2022 02:00:00	0.0	0	0	0	0.0	0.0%
17/06/2022 03:00:00	0.0	0	0	0	0.0	0.0%
17/06/2022 04:00:00	40.0	1	1	40	37.5	100.0%
17/06/2022 05:00:00	30.0	1	1	30	0.0	0.0%
17/06/2022 06:00:00	45.0	3	3	45	37.5	66.7%
17/06/2022 07:00:00	37.5	13	15	40	35.4	46.7%
17/06/2022 08:00:00	33.9	37	43	45	33.7	39.5%
17/06/2022 09:00:00	33.1	60	70	40	33.5	28.6%
17/06/2022 10:00:00	30.0	64	75	40	33.0	14.7%
17/06/2022 11:00:00	29.1	85	100	35	32.5	5.0%
17/06/2022 12:00:00	29.5	76	89	40	33.1	9.0%
17/06/2022 13:00:00	29.9	92	108	40	32.8	13.9%
17/06/2022 14:00:00	30.9	88	103	40	33.1	17.5%
17/06/2022 15:00:00	29.7	91	107	35	32.5	12.1%
17/06/2022 16:00:00	30.5	103	121	40	32.8	16.5%
17/06/2022 17:00:00	31.7	79	93	35	32.5	22.6%
17/06/2022 18:00:00	32.9	84	99	40	32.8	33.3%
17/06/2022 19:00:00	35.0	48	56	40	34.0	46.4%
17/06/2022 20:00:00	33.3	24	28	40	33.8	28.6%
17/06/2022 21:00:00	33.6	14	17	40	33.1	47.1%
17/06/2022 22:00:00	30.0	22	26	40	33.8	15.4%
17/06/2022 23:00:00	34.3	15	18	40	33.6	50.0%
18/06/2022 00:00:00	33.0	24	28	35	32.5	35.7%
18/06/2022 01:00:00	34.4	26	30	40	33.8	40.0%
18/06/2022 02:00:00	35.0	6	7	45	37.5	28.6%
18/06/2022 03:00:00	40.0	1	1	40	37.5	100.0%
18/06/2022 04:00:00	30.0	3	4	35	32.5	25.0%
18/06/2022 05:00:00	30.0	1	1	30	0.0	0.0%
18/06/2022 06:00:00	25.0	1	1	25	0.0	0.0%
18/06/2022 07:00:00	37.5	5	6	40	35.8	50.0%
18/06/2022 08:00:00	30.0	20	23	40	34.2	13.0%
18/06/2022 09:00:00	31.7	37	44	45	34.7	20.5%
18/06/2022 10:00:00	29.8	84	99	40	33.3	13.1%
18/06/2022 11:00:00	29.8	97	114	35	32.5	12.3%
18/06/2022 12:00:00	29.4	106	125	35	32.5	8.0%
18/06/2022 13:00:00	29.4	111	131	35	32.5	9.2%
18/06/2022 14:00:00	29.7	87	102	35	32.5	11.8%
18/06/2022 15:00:00	29.7	91	107	40	33.3	11.2%
18/06/2022 16:00:00	29.6	82	96	45	33.6	9.4%
18/06/2022 17:00:00	30.4	87	102	40	33.8	15.7%
18/06/2022 18:00:00	33.8	64	75	45	33.5	38.7%
18/06/2022 19:00:00	32.7	37	44	40	33.3	29.5%
18/06/2022 20:00:00	32.9	41	48	40	33.2	29.2%
18/06/2022 21:00:00	33.9	22	26	40	33.4	42.3%
18/06/2022 22:00:00	35.0	14	16	40	34.5	31.3%

18/06/2022 23:00:00	32.5	14	17	35	32.5	35.3%
19/06/2022 00:00:00	32.5	3	4	35	32.5	50.0%
19/06/2022 01:00:00	30.0	6	7	40	37.5	14.3%
19/06/2022 02:00:00	35.0	1	1	35	32.5	100.0%
19/06/2022 03:00:00	0.0	0	0	0	0.0	0.0%
19/06/2022 04:00:00	20.0	1	1	20	0.0	0.0%
19/06/2022 05:00:00	0.0	0	0	0	0.0	0.0%
19/06/2022 06:00:00	37.5	4	5	40	35.0	80.0%
19/06/2022 07:00:00	33.3	9	11	40	33.8	36.4%
19/06/2022 08:00:00	30.0	35	41	45	34.2	14.6%
19/06/2022 09:00:00	29.5	69	81	35	32.5	8.6%
19/06/2022 10:00:00	29.6	135	159	40	33.1	11.3%
19/06/2022 11:00:00	29.4	173	204	40	33.0	9.8%
19/06/2022 12:00:00	29.7	142	167	40	32.8	12.0%
19/06/2022 13:00:00	29.5	138	162	35	32.5	9.3%
19/06/2022 14:00:00	29.5	113	133	40	32.9	10.5%
19/06/2022 15:00:00	31.4	110	129	40	33.1	19.4%
19/06/2022 16:00:00	31.0	121	142	40	32.7	18.3%
19/06/2022 17:00:00	32.1	124	146	40	33.2	23.3%
19/06/2022 18:00:00	33.8	82	97	40	33.2	43.3%
19/06/2022 19:00:00	35.0	47	55	45	34.0	54.5%
19/06/2022 20:00:00	34.5	31	37	50	34.7	43.2%
19/06/2022 21:00:00	31.7	12	14	35	32.5	21.4%
19/06/2022 22:00:00	34.3	13	15	40	33.1	53.3%
19/06/2022 23:00:00	35.0	8	9	40	33.5	55.6%
20/06/2022 00:00:00	35.0	2	2	35	32.5	50.0%
20/06/2022 01:00:00	0.0	0	0	0	0.0	0.0%
20/06/2022 02:00:00	0.0	0	0	0	0.0	0.0%
20/06/2022 03:00:00	0.0	0	0	0	0.0	0.0%
20/06/2022 04:00:00	45.0	1	1	45	42.5	100.0%
20/06/2022 05:00:00	40.0	2	2	40	35.0	100.0%
20/06/2022 06:00:00	35.0	5	6	40	33.8	66.7%
20/06/2022 07:00:00	37.0	14	17	40	35.6	47.1%
20/06/2022 08:00:00	34.2	34	40	40	33.7	42.5%
20/06/2022 09:00:00	33.4	48	57	40	33.2	38.6%
20/06/2022 10:00:00	31.7	66	78	40	33.8	20.5%
20/06/2022 11:00:00	30.0	72	85	35	32.5	15.3%
20/06/2022 12:00:00	29.7	76	90	35	32.5	12.2%
20/06/2022 13:00:00	29.9	65	77	40	34.3	14.3%
20/06/2022 14:00:00	31.9	67	79	40	32.8	24.1%
20/06/2022 15:00:00	31.2	76	89	40	32.8	19.1%
20/06/2022 16:00:00	29.9	71	84	35	32.5	14.3%
20/06/2022 17:00:00	33.2	84	99	40	33.3	33.3%
20/06/2022 18:00:00	33.7	75	88	40	33.2	39.8%
20/06/2022 19:00:00	33.8	38	45	40	33.3	44.4%
20/06/2022 20:00:00	32.9	38	45	40	33.2	31.1%
20/06/2022 21:00:00	32.5	25	29	40	33.2	24.1%
20/06/2022 22:00:00	31.7	14	16	35	32.5	18.8%
20/06/2022 23:00:00	32.5	6	7	35	32.5	28.6%
21/06/2022 00:00:00	0.0	0	0	0	0.0	0.0%

21/06/2022 01:00:00	0.0	0	0	0	0.0	0.0%
21/06/2022 02:00:00	0.0	0	0	0	0.0	0.0%
21/06/2022 03:00:00	0.0	0	0	0	0.0	0.0%
21/06/2022 04:00:00	40.0	1	1	40	37.5	100.0%
21/06/2022 05:00:00	0.0	0	0	0	0.0	0.0%
21/06/2022 06:00:00	37.5	8	9	40	34.2	66.7%
21/06/2022 07:00:00	35.0	16	19	40	33.9	57.9%
21/06/2022 08:00:00	33.2	35	41	40	33.3	31.7%
21/06/2022 09:00:00	32.9	54	63	40	33.4	27.0%
21/06/2022 10:00:00	33.1	52	61	40	32.7	36.1%
21/06/2022 11:00:00	29.9	61	72	35	32.5	13.9%
21/06/2022 12:00:00	29.6	62	73	35	32.5	11.0%
21/06/2022 13:00:00	29.3	76	90	40	33.2	7.8%
21/06/2022 14:00:00	30.6	62	73	45	34.2	16.4%
21/06/2022 15:00:00	29.9	92	108	40	33.5	13.9%
21/06/2022 16:00:00	30.0	94	110	40	32.8	14.5%
21/06/2022 17:00:00	32.3	74	87	40	33.8	23.0%
21/06/2022 18:00:00	32.9	72	85	40	33.1	31.8%
21/06/2022 19:00:00	33.6	37	43	40	33.6	32.6%
21/06/2022 20:00:00	32.0	25	29	40	33.3	20.7%
21/06/2022 21:00:00	33.6	19	22	40	33.1	36.4%
21/06/2022 22:00:00	33.3	9	11	40	33.8	36.4%
21/06/2022 23:00:00	30.0	5	6	40	37.5	16.7%
22/06/2022 00:00:00	35.0	2	2	35	32.5	50.0%
22/06/2022 01:00:00	35.0	1	1	35	32.5	100.0%
22/06/2022 02:00:00	0.0	0	0	0	0.0	0.0%
22/06/2022 03:00:00	30.0	1	1	30	0.0	0.0%
22/06/2022 04:00:00	35.0	3	3	35	32.5	100.0%
22/06/2022 05:00:00	35.0	3	3	35	32.5	33.3%
22/06/2022 06:00:00	35.0	3	4	40	35.0	50.0%
22/06/2022 07:00:00	36.7	12	14	40	34.6	50.0%
22/06/2022 08:00:00	33.8	42	49	45	33.6	38.8%
22/06/2022 09:00:00	33.2	52	61	40	33.3	32.8%
22/06/2022 10:00:00	32.3	63	74	45	34.0	23.0%
22/06/2022 11:00:00	30.0	69	81	40	32.9	14.8%
22/06/2022 12:00:00	31.1	60	71	35	32.5	19.7%
22/06/2022 13:00:00	29.8	76	89	45	34.3	12.4%
22/06/2022 14:00:00	29.1	25	29	35	32.5	3.4%



Day/Time Ending	85th pctl (mph)	85th pctl cnts	Total Cnts	Max Speed	Avg Speeder	% Speeders
20/04/2022 00:00:00	32.7	402	473	45	33.3	28.5%
21/04/2022 00:00:00	32.6	876	1031	45	33.5	26.5%
22/04/2022 00:00:00	32.0	897	1055	45	33.3	22.6%
23/04/2022 00:00:00	32.6	929	1093	45	33.5	26.0%
24/04/2022 00:00:00	32.7	818	962	50	33.6	26.7%
25/04/2022 00:00:00	32.2	848	998	45	33.4	24.1%
26/04/2022 00:00:00	32.7	738	868	50	33.6	26.6%
27/04/2022 00:00:00	32.5	747	879	50	33.5	25.7%
28/04/2022 00:00:00	32.7	811	954	45	33.5	26.5%
29/04/2022 00:00:00	32.7	817	961	50	33.5	26.6%
30/04/2022 00:00:00	32.0	1015	1194	55	33.5	22.3%
01/05/2022 00:00:00	31.1	1119	1316	55	33.4	18.5%
02/05/2022 00:00:00	30.6	960	1129	45	33.3	16.7%
03/05/2022 00:00:00	30.5	1307	1538	45	33.0	16.6%
04/05/2022 00:00:00	32.5	745	876	45	33.5	25.3%
05/05/2022 00:00:00	32.7	720	847	45	33.6	26.3%
06/05/2022 00:00:00	32.6	800	941	45	33.5	26.5%
07/05/2022 00:00:00	32.1	861	1013	45	33.5	22.8%
08/05/2022 00:00:00	31.3	803	945	40	33.2	19.5%
09/05/2022 00:00:00	31.4	1080	1270	45	33.1	20.0%
10/05/2022 00:00:00	32.6	830	977	45	33.4	26.8%
11/05/2022 00:00:00	31.8	908	1068	45	33.4	21.4%
12/05/2022 00:00:00	32.1	779	917	45	33.6	22.9%
13/05/2022 00:00:00	32.0	844	993	45	33.2	23.1%
14/05/2022 00:00:00	32.2	839	987	50	33.5	23.9%
15/05/2022 00:00:00	32.1	1010	1188	55	33.5	22.8%
16/05/2022 00:00:00	31.6	840	988	45	33.3	20.6%
17/05/2022 00:00:00	32.5	623	733	45	33.2	27.0%
18/05/2022 00:00:00	32.3	897	1055	45	33.3	24.5%
19/05/2022 00:00:00	32.6	815	959	45	33.3	27.2%
20/05/2022 00:00:00	32.6	872	1026	45	33.6	25.9%
21/05/2022 00:00:00	32.2	811	954	45	33.7	23.0%
22/05/2022 00:00:00	31.7	863	1015	50	33.1	21.4%
23/05/2022 00:00:00	31.5	1037	1220	45	33.6	19.6%
24/05/2022 00:00:00	32.4	790	929	45	33.5	24.5%
25/05/2022 00:00:00	32.7	757	891	50	33.5	27.6%
26/05/2022 00:00:00	32.7	756	890	45	33.6	26.9%
27/05/2022 00:00:00	32.7	829	975	55	33.4	27.8%
28/05/2022 00:00:00	32.0	1026	1207	45	33.5	22.7%
29/05/2022 00:00:00	31.8	966	1136	45	33.4	21.2%
30/05/2022 00:00:00	31.9	883	1039	45	33.2	22.4%
31/05/2022 00:00:00	32.0	802	944	45	33.5	22.1%
01/06/2022 00:00:00	32.1	801	942	45	33.4	23.0%
02/06/2022 00:00:00	31.9	868	1021	45	33.5	22.0%
03/06/2022 00:00:00	31.1	1090	1282	45	33.5	18.3%
04/06/2022 00:00:00	30.5	1139	1340	45	33.2	16.4%
05/06/2022 00:00:00	31.3	926	1089	45	33.2	19.2%
06/06/2022 00:00:00	31.9	734	863	45	33.1	22.8%
07/06/2022 00:00:00	32.4	732	861	45	33.3	25.4%

08/06/2022 00:00:00	32.2	815	959	45	33.3	24.1%
09/06/2022 00:00:00	32.2	705	829	55	33.4	23.9%
10/06/2022 00:00:00	32.1	804	946	45	33.3	23.5%
11/06/2022 00:00:00	31.9	949	1117	45	33.5	21.8%
12/06/2022 00:00:00	30.9	818	962	45	33.2	18.0%
13/06/2022 00:00:00	31.3	935	1100	45	33.3	19.2%
14/06/2022 00:00:00	32.1	815	959	50	33.2	24.2%
15/06/2022 00:00:00	32.1	836	984	45	33.3	23.6%
16/06/2022 00:00:00	32.6	897	1055	45	33.5	25.8%
17/06/2022 00:00:00	32.0	914	1075	50	33.5	22.5%
18/06/2022 00:00:00	31.7	1022	1202	45	33.2	21.3%
19/06/2022 00:00:00	30.7	1040	1223	45	33.4	17.1%
20/06/2022 00:00:00	31.1	1375	1618	50	33.3	18.5%
21/06/2022 00:00:00	32.5	879	1034	45	33.3	25.8%
22/06/2022 00:00:00	31.8	854	1005	45	33.3	21.8%
22/06/2022 13:59:59	32.0	408	480	45	33.5	22.5%

Incoming Weekly Counts  
 B1257 outward to 22nd June 2022

from Tue-Apr-19-2022-01-00-PM to Wed-Jun-22-2022-01-59-PM

	2022-04-18	to	2022-04-24							
	Monday	Tuesday	Wednesday	Thursday	Friday	Saturday	Sunday	Week	Weekend	Week Day 85%
Hour	2022-04-18	2022-04-19	2022-04-20	2022-04-21	2022-04-22	2022-04-23	2022-04-24	Day Avg	Avg	Avg Speed
0 - 1	*	*	3	1	1	4	2	1.67	3	40
1 - 2	*	*	3	0	0	1	1	1	1	11.67
2 - 3	*	*	0	0	1	3	0	0.33	1.5	11.67
3 - 4	*	*	2	1	1	2	2	1.33	2	38.33
4 - 5	*	*	2	1	3	2	0	2	1	36.67
5 - 6	*	*	8	3	1	3	1	4	2	35
6 - 7	*	*	6	11	12	11	0	9.67	5.5	34.43
7 - 8	*	*	34	33	31	14	14	32.67	14	34.97
8 - 9	*	*	66	54	70	51	51	63.33	51	33.2
9 - 10	*	*	51	67	67	55	70	61.67	62.5	31.97
10 - 11	*	*	82	86	79	71	75	82.33	73	30.87
11 - 12	*	*	89	77	93	84	106	86.33	95	30.77
12 - 13	*	*	91	82	93	74	101	88.67	87.5	29.87
13 - 14	*	10	85	90	101	96	93	71.5	94.5	29.92
14 - 15	*	83	84	95	108	97	126	92.5	111.5	30.3
15 - 16	*	112	117	122	116	115	103	116.75	109	31.1
16 - 17	*	102	108	113	114	73	107	109.25	90	32.95
17 - 18	*	73	81	96	85	68	63	83.75	65.5	33.42
18 - 19	*	38	39	44	38	54	36	39.75	45	34.3
19 - 20	*	22	30	28	31	30	13	27.75	21.5	33.55
20 - 21	*	12	26	18	25	22	20	20.25	21	34.12
21 - 22	*	14	17	24	12	14	12	16.75	13	33.8
22 - 23	*	6	5	8	8	12	1	6.75	6.5	34.58
23 - 24	*	1	2	1	3	6	1	1.75	3.5	33.75
Totals	0	473	1031	1055	1093	962	998			
% of Total	0%	8.43%	18.37%	18.8%	19.48%	17.14%	17.78%			

	2022-04-25	to	2022-05-01							
	Monday	Tuesday	Wednesday	Thursday	Friday	Saturday	Sunday	Week	Weekend	Week Day 85%
Hour	2022-04-25	2022-04-26	2022-04-27	2022-04-28	2022-04-29	2022-04-30	2022-05-01	Day Avg	Avg	Avg Speed
0 - 1	1	2	2	0	0	4	0	1	2	19
1 - 2	0	0	0	0	0	1	1	0	1	0
2 - 3	0	0	0	0	0	1	0	0	0.5	0
3 - 4	2	2	2	2	2	5	2	2	3.5	35
4 - 5	0	5	3	0	2	4	0	2	2	21
5 - 6	10	4	7	8	6	4	3	7	3.5	35.16
6 - 7	16	12	13	17	19	4	6	15.4	5	35.26
7 - 8	38	48	51	45	30	19	47	42.4	33	34.6
8 - 9	40	58	92	72	76	60	60	67.6	60	33.3
9 - 10	68	71	52	47	74	79	85	62.4	82	31.24
10 - 11	75	85	75	70	100	87	70	81	78.5	30.16
11 - 12	67	80	83	86	127	153	119	88.6	136	30.56
12 - 13	67	65	70	90	110	136	107	80.4	121.5	30.52
13 - 14	61	68	75	92	107	137	117	80.6	127	31.18
14 - 15	88	61	76	77	114	164	124	83.2	144	31.06
15 - 16	87	79	81	90	114	117	112	90.2	114.5	31.64
16 - 17	82	88	75	82	101	115	100	85.6	107.5	32.7
17 - 18	73	53	86	63	76	78	60	70.2	69	33.66
18 - 19	26	42	48	41	40	54	42	39.4	48	34.06
19 - 20	21	16	18	22	34	33	28	22.2	30.5	33.32
20 - 21	17	22	18	20	26	18	20	20.6	19	34.28
21 - 22	19	11	15	20	15	20	16	16	18	33.18
22 - 23	7	2	8	9	10	15	8	7.2	11.5	35.5
23 - 24	3	5	4	8	11	8	2	6.2	5	37.8
Totals	868	879	954	961	1194	1316	1129			
% of Total	11.89%	12.04%	13.07%	13.16%	16.35%	18.02%	15.46%			

Incoming Weekly Counts  
 B1257 outward to 22nd June 2022

from Tue-Apr-19-2022-01-00-PM to Wed-Jun-22-2022-01-59-PM

	2022-05-02	to	2022-05-08							
	Monday	Tuesday	Wednesday	Thursday	Friday	Saturday	Sunday	Week	Weekend	Week Day 85%
Hour	2022-05-02	2022-05-03	2022-05-04	2022-05-05	2022-05-06	2022-05-07	2022-05-08	Day Avg	Avg	Avg Speed
0 - 1	1	0	0	0	1	0	6	0.4	3	12
1 - 2	0	0	1	0	0	0	0	0.2	0	7
2 - 3	0	0	1	0	0	2	1	0.2	1.5	6
3 - 4	1	2	2	3	1	1	0	1.8	0.5	38
4 - 5	1	1	5	0	1	0	1	1.6	0.5	29
5 - 6	3	8	5	8	8	4	3	6.4	3.5	37
6 - 7	5	22	16	17	17	11	27	15.4	19	35.24
7 - 8	20	49	37	42	34	24	45	36.4	34.5	33.86
8 - 9	33	53	68	68	61	31	49	56.6	40	32.9
9 - 10	72	60	43	66	89	66	55	66	60.5	31.86
10 - 11	114	53	70	68	99	69	109	80.8	89	30.34
11 - 12	125	78	72	72	90	83	129	87.4	106	30.04
12 - 13	160	76	67	75	90	85	122	93.6	103.5	30.16
13 - 14	149	92	56	74	105	94	129	95.2	111.5	30.64
14 - 15	197	69	74	79	97	115	139	103.2	127	30.52
15 - 16	253	75	81	100	87	79	114	119.2	96.5	31.54
16 - 17	192	88	83	72	69	101	121	100.8	111	33.08
17 - 18	113	67	64	98	63	69	96	81	82.5	33.24
18 - 19	46	32	36	25	46	36	56	37	46	33.9
19 - 20	20	18	25	28	14	26	29	21	27.5	33.9
20 - 21	18	14	21	21	18	18	22	18.4	20	33.1
21 - 22	10	10	13	15	9	13	12	11.4	12.5	34.22
22 - 23	4	6	4	9	11	12	5	6.8	8.5	35.42
23 - 24	1	3	3	1	3	6	0	2.2	3	33
Totals	1538	876	847	941	1013	945	1270			
% of Total	20.7%	11.79%	11.4%	12.66%	13.63%	12.72%	17.09%			

Incoming Weekly Counts  
 B1257 outward to 22nd June 2022

from Tue-Apr-19-2022-01-00-PM to Wed-Jun-22-2022-01-59-PM

	2022-05-09	to	2022-05-15							
	Monday	Tuesday	Wednesday	Thursday	Friday	Saturday	Sunday	Week	Weekend	Week Day 85%
Hour	2022-05-09	2022-05-10	2022-05-11	2022-05-12	2022-05-13	2022-05-14	2022-05-15	Day Avg	Avg	Avg Speed
0 - 1	1	4	0	0	0	2	1	1	1.5	12.5
1 - 2	0	0	0	0	0	0	0	0	0	0
2 - 3	0	0	1	0	1	1	0	0.4	0.5	15
3 - 4	0	2	1	2	1	3	1	1.2	2	29
4 - 5	1	2	4	1	2	4	0	2	2	37
5 - 6	6	10	8	7	2	4	2	6.6	3	35.34
6 - 7	21	17	16	11	18	11	3	16.6	7	36.3
7 - 8	42	53	34	37	39	14	8	41	11	35.04
8 - 9	49	74	53	91	59	45	28	65.2	36.5	31.88
9 - 10	105	102	67	65	79	97	40	83.6	68.5	30.92
10 - 11	88	76	64	88	68	82	85	76.8	83.5	30.12
11 - 12	103	88	83	96	87	96	102	91.4	99	29.96
12 - 13	83	115	59	79	98	115	112	86.8	113.5	29.4
13 - 14	65	84	74	74	83	113	93	76	103	30.6
14 - 15	84	82	72	66	97	130	114	80.2	122	30.08
15 - 16	75	90	105	106	103	147	116	95.8	131.5	31.44
16 - 17	77	88	102	89	84	132	94	88	113	32.98
17 - 18	68	57	70	72	63	68	77	66	72.5	33.42
18 - 19	43	50	43	49	37	42	48	44.4	45	33.82
19 - 20	31	27	32	29	23	34	25	28.4	29.5	33.16
20 - 21	11	10	9	11	16	21	13	11.4	17	33.46
21 - 22	11	21	14	10	18	13	12	14.8	12.5	32.86
22 - 23	11	12	3	5	6	11	11	7.4	11	36.3
23 - 24	2	4	3	5	3	3	3	3.4	3	35.5
Totals	977	1068	917	993	987	1188	988			
% of Total	13.73%	15%	12.88%	13.95%	13.87%	16.69%	13.88%			

Incoming Weekly Counts  
 B1257 outward to 22nd June 2022

from Tue-Apr-19-2022-01-00-PM to Wed-Jun-22-2022-01-59-PM

	2022-05-16	to	2022-05-22							
	Monday	Tuesday	Wednesday	Thursday	Friday	Saturday	Sunday	Week	Weekend	Week Day 85%
Hour	2022-05-16	2022-05-17	2022-05-18	2022-05-19	2022-05-20	2022-05-21	2022-05-22	Day Avg	Avg	Avg Speed
0 - 1	2	0	0	1	1	4	1	0.8	2.5	19
1 - 2	0	1	1	0	0	1	1	0.4	1	15
2 - 3	0	0	0	0	0	0	1	0	0.5	0
3 - 4	1	2	3	2	4	1	2	2.4	1.5	39
4 - 5	0	3	3	1	2	1	0	1.8	0.5	31
5 - 6	8	6	3	7	5	3	3	5.8	3	37
6 - 7	8	20	17	17	14	9	2	15.2	5.5	36.32
7 - 8	36	50	47	42	28	20	10	40.6	15	34
8 - 9	64	60	64	59	62	36	28	61.8	32	32.78
9 - 10	50	64	68	81	67	65	62	66	63.5	31.32
10 - 11	61	78	71	73	62	90	106	69	98	30.52
11 - 12	56	83	73	93	89	86	112	78.8	99	29.64
12 - 13	69	96	65	82	86	85	143	79.6	114	30
13 - 14	53	100	73	87	75	82	127	77.6	104.5	31.14
14 - 15	58	105	80	86	89	115	127	83.6	121	31.04
15 - 16	67	113	95	84	102	108	134	92.2	121	31.68
16 - 17	67	88	93	102	82	85	115	86.4	100	33.36
17 - 18	49	95	87	70	79	80	88	76	84	33.52
18 - 19	28	28	41	51	45	53	71	38.6	62	34.14
19 - 20	24	26	29	29	12	41	43	24	42	33.46
20 - 21	16	19	21	30	12	19	21	19.6	20	33.7
21 - 22	8	11	11	20	13	16	12	12.6	14	33.42
22 - 23	7	5	13	8	10	15	7	8.6	11	35.6
23 - 24	1	2	1	1	15	0	4	4	2	29
Totals	733	1055	959	1026	954	1015	1220			
% of Total	10.53%	15.15%	13.77%	14.74%	13.7%	14.58%	17.52%			

	2022-05-23	to	2022-05-29							
	Monday	Tuesday	Wednesday	Thursday	Friday	Saturday	Sunday	Week	Weekend	Week Day 85%
Hour	2022-05-23	2022-05-24	2022-05-25	2022-05-26	2022-05-27	2022-05-28	2022-05-29	Day Avg	Avg	Avg Speed
0 - 1	1	1	2	2	1	2	1	1.4	1.5	30
1 - 2	2	0	0	0	1	0	4	0.6	2	12
2 - 3	0	1	1	1	0	0	1	0.6	0.5	27
3 - 4	2	1	1	0	3	2	0	1.4	1	28
4 - 5	0	3	4	1	2	0	2	2	1	29
5 - 6	8	6	4	7	4	3	0	5.8	1.5	35.5
6 - 7	17	15	14	18	17	13	5	16.2	9	35.66
7 - 8	42	49	49	53	40	63	38	46.6	50.5	34.54
8 - 9	68	56	64	66	99	47	33	70.6	40	32.68
9 - 10	71	75	58	64	85	60	71	70.6	65.5	31.3
10 - 11	72	65	75	80	85	92	85	75.4	88.5	30.76
11 - 12	94	86	53	72	96	91	94	80.2	92.5	30.4
12 - 13	77	74	70	63	101	84	96	77	90	30.42
13 - 14	78	68	64	78	101	103	98	77.8	100.5	31.34
14 - 15	102	64	75	87	111	108	103	87.8	105.5	30.62
15 - 16	58	88	76	84	122	105	103	85.6	104	31.44
16 - 17	85	71	94	84	91	104	98	85	101	32.88
17 - 18	62	58	59	79	85	102	81	68.6	91.5	33.74
18 - 19	32	43	40	46	47	59	53	41.6	56	33.56
19 - 20	15	17	32	27	41	29	37	26.4	33	33.04
20 - 21	14	16	23	24	30	28	24	21.4	26	34.22
21 - 22	13	21	16	22	20	21	5	18.4	13	33.62
22 - 23	12	10	13	16	9	17	4	12	10.5	35.8
23 - 24	4	3	3	1	16	3	3	5.4	3	36.5
Totals	929	891	890	975	1207	1136	1039			
% of Total	13.15%	12.61%	12.59%	13.8%	17.08%	16.07%	14.7%			



Incoming Weekly Counts  
 B1257 outward to 22nd June 2022

from Tue-Apr-19-2022-01-00-PM to Wed-Jun-22-2022-01-59-PM

	2022-05-30	to	2022-06-05							
	Monday	Tuesday	Wednesday	Thursday	Friday	Saturday	Sunday	Week	Weekend	Week Day 85%
Hour	2022-05-30	2022-05-31	2022-06-01	2022-06-02	2022-06-03	2022-06-04	2022-06-05	Day Avg	Avg	Avg Speed
0 - 1	0	1	3	1	1	2	3	1.2	2.5	26
1 - 2	0	1	0	0	0	0	2	0.2	1	5
2 - 3	1	1	0	1	1	0	1	0.8	0.5	33
3 - 4	2	1	2	3	1	1	0	1.8	0.5	39
4 - 5	5	6	0	2	0	0	1	2.6	0.5	23
5 - 6	5	5	4	6	5	6	1	5	3.5	35.66
6 - 7	20	14	14	15	3	5	2	13.2	3.5	34
7 - 8	28	42	37	19	15	19	11	28.2	15	34.56
8 - 9	65	48	48	48	46	39	28	51	33.5	32.4
9 - 10	49	62	61	73	74	67	41	63.8	54	30.98
10 - 11	101	78	85	114	113	85	85	98.2	85	30.06
11 - 12	94	77	76	116	127	115	103	98	109	29.68
12 - 13	93	77	83	129	153	102	86	107	94	29.48
13 - 14	78	89	88	133	144	96	82	106.4	89	29.6
14 - 15	75	85	75	122	145	120	105	100.4	112.5	30.48
15 - 16	91	94	117	133	144	125	102	115.8	113.5	30.7
16 - 17	80	75	108	112	130	113	89	101	101	31.24
17 - 18	71	73	84	78	81	63	47	77.4	55	33.02
18 - 19	37	44	47	66	55	48	34	49.8	41	33.86
19 - 20	15	32	36	49	39	30	18	34.2	24	32.68
20 - 21	14	8	22	21	34	23	12	19.8	17.5	33.02
21 - 22	7	16	19	19	10	17	8	14.2	12.5	33.36
22 - 23	11	5	7	15	12	8	1	10	4.5	34.92
23 - 24	2	8	5	7	7	5	1	5.8	3	35.5
Totals	944	942	1021	1282	1340	1089	863			
% of Total	12.62%	12.59%	13.65%	17.14%	17.91%	14.56%	11.54%			

Incoming Weekly Counts  
 B1257 outward to 22nd June 2022

from Tue-Apr-19-2022-01-00-PM to Wed-Jun-22-2022-01-59-PM

	2022-06-06	to	2022-06-12							
	Monday	Tuesday	Wednesday	Thursday	Friday	Saturday	Sunday	Week	Weekend	Week Day 85%
Hour	2022-06-06	2022-06-07	2022-06-08	2022-06-09	2022-06-10	2022-06-11	2022-06-12	Day Avg	Avg	Avg Speed
0 - 1	0	0	0	1	2	1	3	0.6	2	11
1 - 2	0	0	0	2	1	0	1	0.6	0.5	11
2 - 3	0	0	0	2	1	0	2	0.6	1	15
3 - 4	1	2	1	1	1	1	0	1.2	0.5	35
4 - 5	2	7	4	1	3	2	1	3.4	1.5	35.32
5 - 6	6	4	3	6	4	2	3	4.6	2.5	33.3
6 - 7	15	19	11	14	19	5	2	15.6	3.5	35.42
7 - 8	41	39	41	38	32	13	9	38.2	11	33.9
8 - 9	53	49	32	63	73	41	30	54	35.5	32.08
9 - 10	43	71	54	67	74	47	70	61.8	58.5	31.78
10 - 11	85	66	46	66	90	99	101	70.6	100	29.82
11 - 12	56	70	58	82	112	76	125	75.6	100.5	30.72
12 - 13	78	76	67	84	100	88	112	81	100	30.26
13 - 14	73	95	75	87	83	99	118	82.6	108.5	29.94
14 - 15	82	94	75	68	114	78	127	86.6	102.5	29.98
15 - 16	75	95	87	90	100	114	100	89.4	107	31.22
16 - 17	80	91	91	91	83	92	93	87.2	92.5	32.8
17 - 18	81	69	70	67	90	71	87	75.4	79	33.24
18 - 19	37	47	44	50	43	42	45	44.2	43.5	33.42
19 - 20	22	26	22	24	24	32	29	23.6	30.5	33.08
20 - 21	14	19	19	14	26	18	31	18.4	24.5	33.22
21 - 22	9	9	16	14	16	19	3	12.8	11	34.5
22 - 23	4	6	8	9	18	10	6	9	8	34.76
23 - 24	4	5	5	5	8	12	2	5.4	7	33.16
Totals	861	959	829	946	1117	962	1100			
% of Total	12.71%	14.16%	12.24%	13.97%	16.49%	14.2%	16.24%			

Incoming Weekly Counts  
 B1257 outward to 22nd June 2022

from Tue-Apr-19-2022-01-00-PM to Wed-Jun-22-2022-01-59-PM

	2022-06-13	to	2022-06-19							
	Monday	Tuesday	Wednesday	Thursday	Friday	Saturday	Sunday	Week	Weekend	Week Day 85%
Hour	2022-06-13	2022-06-14	2022-06-15	2022-06-16	2022-06-17	2022-06-18	2022-06-19	Day Avg	Avg	Avg Speed
0 - 1	1	2	1	3	1	30	7	1.6	18.5	32
1 - 2	0	0	1	1	0	7	1	0.4	4	12
2 - 3	0	0	0	0	0	1	0	0	0.5	0
3 - 4	1	1	1	1	1	4	1	1	2.5	38
4 - 5	3	1	1	2	1	1	0	1.6	0.5	34
5 - 6	2	8	7	8	3	1	5	5.6	3	39.26
6 - 7	20	19	23	17	15	6	11	18.8	8.5	35.2
7 - 8	35	43	50	48	43	23	41	43.8	32	34.34
8 - 9	56	57	56	63	70	44	81	60.4	62.5	32.96
9 - 10	81	51	66	68	75	99	159	68.2	129	31.18
10 - 11	81	77	87	88	100	114	204	86.6	159	29.72
11 - 12	90	92	96	93	89	125	167	92	146	29.76
12 - 13	79	81	79	108	108	131	162	91	146.5	30.28
13 - 14	84	76	89	96	103	102	133	89.6	117.5	30.86
14 - 15	90	89	100	92	107	107	129	95.6	118	30.3
15 - 16	88	91	92	106	121	96	142	99.6	119	30.78
16 - 17	80	94	102	91	93	102	146	92	124	32.06
17 - 18	78	83	74	80	99	75	97	82.8	86	33.1
18 - 19	39	44	45	33	56	44	55	43.4	49.5	33.34
19 - 20	15	20	33	27	28	48	37	24.6	42.5	33.48
20 - 21	19	18	19	21	17	26	14	18.8	20	33.64
21 - 22	11	13	20	14	26	16	15	16.8	15.5	34.06
22 - 23	5	20	12	13	18	17	9	13.6	13	36.2
23 - 24	1	4	1	2	28	4	2	7.2	3	33.1
Totals	959	984	1055	1075	1202	1223	1618			
% of Total	11.82%	12.12%	13%	13.25%	14.81%	15.07%	19.94%			

	2022-06-20	to	2022-06-26							
	Monday	Tuesday	Wednesday	Thursday	Friday	Saturday	Sunday	Week	Weekend	Week Day 85%
Hour	2022-06-20	2022-06-21	2022-06-22	2022-06-23	2022-06-24	2022-06-25	2022-06-26	Day Avg	Avg	Avg Speed
0 - 1	0	0	1	*	*	*	*	0.33	0	11.67
1 - 2	0	0	0	*	*	*	*	0	0	0
2 - 3	0	0	1	*	*	*	*	0.33	0	10
3 - 4	1	1	3	*	*	*	*	1.67	0	40
4 - 5	2	0	3	*	*	*	*	1.67	0	25
5 - 6	6	9	4	*	*	*	*	6.33	0	35.83
6 - 7	17	19	14	*	*	*	*	16.67	0	36.23
7 - 8	40	41	49	*	*	*	*	43.33	0	33.73
8 - 9	57	63	61	*	*	*	*	60.33	0	33.17
9 - 10	78	61	74	*	*	*	*	71	0	32.37
10 - 11	85	72	81	*	*	*	*	79.33	0	29.97
11 - 12	90	73	71	*	*	*	*	78	0	30.13
12 - 13	77	90	89	*	*	*	*	85.33	0	29.67
13 - 14	79	73	29	*	*	*	*	60.33	0	30.53
14 - 15	89	108	*	*	*	*	*	98.5	0	30.55
15 - 16	84	110	*	*	*	*	*	97	0	29.95
16 - 17	99	87	*	*	*	*	*	93	0	32.75
17 - 18	88	85	*	*	*	*	*	86.5	0	33.3
18 - 19	45	43	*	*	*	*	*	44	0	33.7
19 - 20	45	29	*	*	*	*	*	37	0	32.45
20 - 21	29	22	*	*	*	*	*	25.5	0	33.05
21 - 22	16	11	*	*	*	*	*	13.5	0	32.5
22 - 23	7	6	*	*	*	*	*	6.5	0	31.25
23 - 24	0	2	*	*	*	*	*	1	0	17.5
Totals	1034	1005	480	0	0	0	0			
% of Total	41.05%	39.9%	19.06%	0%	0%	0%	0%			

Hour	Apr 2022							Week Day Avg	Weekend Avg	Week Day 85% Avg Speed
	Monday	Tuesday	Wednesday	Thursday	Friday	Saturday	Sunday			
0 - 1	1	2	5	1	1	8	2	2	5	36
1 - 2	0	0	3	0	0	2	1	0.6	1.5	7
2 - 3	0	0	0	0	1	4	0	0.2	2	7
3 - 4	2	2	4	3	3	7	2	2.8	4.5	36
4 - 5	0	5	5	1	5	6	0	3.2	3	28
5 - 6	10	4	15	11	7	7	1	9.4	4	35.8
6 - 7	16	12	19	28	31	15	0	21.2	7.5	35.16
7 - 8	38	48	85	78	61	33	14	62	23.5	34.74
8 - 9	40	58	158	126	146	111	51	105.6	81	33.32
9 - 10	68	71	103	114	141	134	70	99.4	102	31.68
10 - 11	75	85	157	156	179	158	75	130.4	116.5	30.26
11 - 12	67	80	172	163	220	237	106	140.4	171.5	30.58
12 - 13	67	65	161	172	203	210	101	133.6	155.5	30.34
13 - 14	61	78	160	182	208	233	93	137.8	163	30.82
14 - 15	88	144	160	172	222	261	126	157.2	193.5	30.7
15 - 16	87	191	198	212	230	232	103	183.6	167.5	31.44
16 - 17	82	190	183	195	215	188	107	173	147.5	32.82
17 - 18	73	126	167	159	161	146	63	137.2	104.5	33.56
18 - 19	26	80	87	85	78	108	36	71.2	72	34.06
19 - 20	21	38	48	50	65	63	13	44.4	38	33.24
20 - 21	17	34	44	38	51	40	20	36.8	30	34.12
21 - 22	19	25	32	44	27	34	12	29.4	23	33.46
22 - 23	7	8	13	17	18	27	1	12.6	14	34.94
23 - 24	3	6	6	9	14	14	1	7.6	7.5	38
Totals	868	1352	1985	2016	2287	2278	998			
% of Total	7.37%	11.47%	16.84%	17.11%	19.41%	19.33%	8.47%			

Hour	May 2022							Week Day Avg	Weekend Avg	Week Day 85% Avg Speed
	Monday	Tuesday	Wednesday	Thursday	Friday	Saturday	Sunday			
0 - 1	5	6	2	3	3	8	9	3.8	8.5	32.5
1 - 2	2	2	2	0	1	1	6	1.4	3.5	28
2 - 3	1	2	3	1	1	3	3	1.6	3	43
3 - 4	6	8	7	7	9	7	5	7.4	6	39
4 - 5	7	15	16	3	7	5	3	9.6	4	38
5 - 6	30	35	20	29	19	14	11	26.6	12.5	36.92
6 - 7	71	88	63	63	66	44	43	70.2	43.5	36.1
7 - 8	168	243	167	174	141	121	148	178.6	134.5	34.42
8 - 9	279	291	249	284	281	159	198	276.8	178.5	32.68
9 - 10	347	363	236	276	320	288	313	308.4	300.5	31.48
10 - 11	436	350	280	309	314	333	455	337.8	394	30.18
11 - 12	472	412	281	333	362	356	556	372	456	29.88
12 - 13	482	438	261	299	375	369	580	371	474.5	29.88
13 - 14	423	433	267	313	364	392	564	360	478	30.66
14 - 15	516	405	301	318	394	468	607	386.8	537.5	30.48
15 - 16	544	460	357	374	414	439	579	429.8	509	31.44
16 - 17	501	410	372	347	326	422	528	391.2	475	32.94
17 - 18	363	350	280	319	290	319	402	320.4	360.5	33.44
18 - 19	186	197	160	171	175	190	270	177.8	230	33.84
19 - 20	105	120	118	113	90	130	162	109.2	146	33.22
20 - 21	73	67	74	86	76	86	100	75.2	93	33.66
21 - 22	49	79	54	67	60	63	57	61.8	60	33.56
22 - 23	45	38	33	38	36	55	35	38	45	36.12
23 - 24	10	20	10	8	37	12	12	17	12	33.42
Totals	5121	4832	3613	3935	4161	4284	5646			
% of Total	16.21%	15.3%	11.44%	12.46%	13.17%	13.56%	17.87%			

Incoming Monthly Counts  
 B1257 outward to 22nd June 2022

from Tue-Apr-19-2022-01-00-PM to Wed-Jun-22-2022-01-59-PM

Hour	Jun 2022							Week Day Avg	Weekend Avg	Week Day 85% Avg Speed
	Monday	Tuesday	Wednesday	Thursday	Friday	Saturday	Sunday			
0 - 1	1	2	5	5	4	33	13	3.4	23	32
1 - 2	0	0	1	3	1	7	4	1	5.5	18
2 - 3	0	0	1	3	2	1	3	1.2	2	23
3 - 4	3	4	7	5	3	6	1	4.4	3.5	38.66
4 - 5	7	8	8	5	4	3	2	6.4	2.5	36.52
5 - 6	14	21	18	20	12	9	9	17	9	36.04
6 - 7	52	57	62	46	37	16	15	50.8	15.5	35.56
7 - 8	116	123	177	105	90	55	61	122.2	58	34
8 - 9	166	169	197	174	189	124	139	179	131.5	32.72
9 - 10	202	183	255	208	223	213	270	214.2	241.5	31.66
10 - 11	251	215	299	268	303	298	390	267.2	344	29.86
11 - 12	236	235	301	291	328	316	395	278.2	355.5	29.86
12 - 13	234	247	318	321	361	321	360	296.2	340.5	29.82
13 - 14	236	244	281	316	330	297	333	281.4	315	30.26
14 - 15	261	291	250	282	366	305	361	290	333	30.12
15 - 16	247	296	296	329	365	335	344	306.6	339.5	30.8
16 - 17	259	272	301	294	306	307	328	286.4	317.5	32.16
17 - 18	247	237	228	225	270	209	231	241.4	220	33.18
18 - 19	121	134	136	149	154	134	134	138.8	134	33.78
19 - 20	82	75	91	100	91	110	84	87.8	97	32.98
20 - 21	62	59	60	56	77	67	57	62.8	62	33.36
21 - 22	36	33	55	47	52	52	26	44.6	39	33.8
22 - 23	16	32	27	37	48	35	16	32	25.5	35.16
23 - 24	5	11	11	14	43	21	5	16.8	13	33.24
Totals	2854	2948	3385	3303	3659	3274	3581			
% of Total	12.41%	12.82%	14.71%	14.36%	15.91%	14.23%	15.57%			

	2022-04-18	to	2022-04-24							
	Monday	Tuesday	Wednesday	Thursday	Friday	Saturday	Sunday	Week	Weekend	Week Day 85%
Hour	2022-04-18	2022-04-19	2022-04-20	2022-04-21	2022-04-22	2022-04-23	2022-04-24	Day Avg	Avg	Avg Speed
0 - 1	*	*	33.67	37	37	30.75	27	35.89	28.88	40
1 - 2	*	*	27	0	0	37	37	9	37	11.67
2 - 3	*	*	0	0	32	37	0	10.67	18.5	11.67
3 - 4	*	*	34.5	37	32	29.5	29.5	34.5	29.5	38.33
4 - 5	*	*	32	37	25.33	34.5	0	31.44	17.25	36.67
5 - 6	*	*	32	28.67	27	32	17	29.22	24.5	35
6 - 7	*	*	29.5	30	29.75	29.73	0	29.75	14.86	34.43
7 - 8	*	*	30.12	29.58	29.39	29.71	29.43	29.69	29.57	34.97
8 - 9	*	*	28.41	28.3	27.93	29.24	28.51	28.21	28.87	33.2
9 - 10	*	*	27.75	27.81	28.28	27.82	26.76	27.94	27.29	31.97
10 - 11	*	*	26.84	26.74	27.05	27.72	26.81	26.88	27.27	30.87
11 - 12	*	*	26.87	25.36	27.11	26.86	26.6	26.45	26.73	30.77
12 - 13	*	*	26.26	24.13	26.49	26.49	26.87	25.63	26.68	29.87
13 - 14	*	25.8	26.4	24.66	25.75	27.56	26.7	25.65	27.13	29.92
14 - 15	*	26.64	25.62	25.55	26.66	26.74	26.48	26.12	26.61	30.3
15 - 16	*	26.96	26.92	26.9	25.53	26.74	26.89	26.58	26.82	31.1
16 - 17	*	28.47	28.13	27.54	27.67	26.63	28.54	27.95	27.59	32.95
17 - 18	*	28.21	28.57	28.32	29.66	27.44	30.41	28.69	28.93	33.42
18 - 19	*	28.03	28.92	27.91	30.92	29.35	27.97	28.94	28.66	34.3
19 - 20	*	27.45	27.4	29.57	29.45	28.2	28.69	28.47	28.45	33.55
20 - 21	*	29.17	31	29.33	28.48	30.05	30.4	29.49	30.22	34.12
21 - 22	*	30	28	29.29	28.75	27.57	28.42	29.01	27.99	33.8
22 - 23	*	27	31	30.12	29	31.58	32	29.28	31.79	34.58
23 - 24	*	32	27.5	37	27	29.5	32	30.88	30.75	33.75



	2022-04-25	to	2022-05-01							
	Monday	Tuesday	Wednesday	Thursday	Friday	Saturday	Sunday	Week	Weekend	Week Day 85%
Hour	2022-04-25	2022-04-26	2022-04-27	2022-04-28	2022-04-29	2022-04-30	2022-05-01	Day Avg	Avg	Avg Speed
0 - 1	27	27	24.5	0	0	27	0	15.7	13.5	19
1 - 2	0	0	0	0	0	27	27	0	27	0
2 - 3	0	0	0	0	0	27	0	0	13.5	0
3 - 4	29.5	29.5	32	32	32	26	24.5	31	25.25	35
4 - 5	0	30	33.67	0	32	24.5	0	19.13	12.25	21
5 - 6	30	30.75	29.29	29	33	33.25	32	30.41	32.62	35.16
6 - 7	31.19	26.75	29.08	27.12	31.89	28.25	29.83	29.21	29.04	35.26
7 - 8	29.76	30.56	29.2	29.84	28.8	28.89	28.83	29.63	28.86	34.6
8 - 9	29.02	28.02	28.51	28.26	28.08	26.38	26.9	28.38	26.64	33.3
9 - 10	26.32	27.2	25.87	26.28	27.18	26.59	27.73	26.57	27.16	31.24
10 - 11	26.07	25.28	25.97	26.49	25.34	26.3	26.93	25.83	26.61	30.16
11 - 12	27.06	26.51	27.02	26.69	24.94	25.88	26.41	26.44	26.14	30.56
12 - 13	26.37	26.43	26.57	26.51	25.84	25.61	25.87	26.34	25.74	30.52
13 - 14	26.85	26.49	25.2	27.09	25.93	26.36	24.38	26.31	25.37	31.18
14 - 15	26.59	26.89	27.36	25.92	26.11	26.04	25.02	26.57	25.53	31.06
15 - 16	27.54	26.84	28.28	26.82	26.01	26.33	25.65	27.1	25.99	31.64
16 - 17	27.93	27.75	28.51	27.93	27.11	26.97	25.68	27.84	26.32	32.7
17 - 18	29.01	28.94	28.09	29.21	28.57	27.82	27.03	28.76	27.43	33.66
18 - 19	29	28.05	28.44	30.27	28.48	28.43	28.6	28.85	28.51	34.06
19 - 20	28.1	27.5	28.83	27.55	29.15	28.64	28.86	28.22	28.75	33.32
20 - 21	27.18	26.68	30.22	30.7	28.62	26.94	29.7	28.68	28.32	34.28
21 - 22	28.32	29.82	26.4	27	27.53	29.5	26.56	27.81	28.03	33.18
22 - 23	32.14	29.5	29.12	30	32.1	28.87	29	30.57	28.93	35.5
23 - 24	33.67	31.2	30.75	30.25	28.91	27.75	24.5	30.96	26.12	37.8

	2022-05-02	to	2022-05-08							
	Monday	Tuesday	Wednesday	Thursday	Friday	Saturday	Sunday	Week	Weekend	Week Day 85%
Hour	2022-05-02	2022-05-03	2022-05-04	2022-05-05	2022-05-06	2022-05-07	2022-05-08	Day Avg	Avg	Avg Speed
0 - 1	27	0	0	0	27	0	27.17	10.8	13.58	12
1 - 2	0	0	32	0	0	0	0	6.4	0	7
2 - 3	0	0	27	0	0	19.5	32	5.4	25.75	6
3 - 4	37	32	34.5	32	32	27	0	33.5	13.5	38
4 - 5	42	27	34	0	27	0	32	26	16	29
5 - 6	32	32.25	31	31.62	30.12	33.25	28.67	31.4	30.96	37
6 - 7	32	29.91	29.94	29.53	30.29	29.36	30.44	30.33	29.9	35.24
7 - 8	28.2	27.08	28.38	29.88	29.74	26.62	27.98	28.66	27.3	33.86
8 - 9	28.15	28.21	27.99	28.54	27.23	26.9	26.8	28.02	26.85	32.9
9 - 10	27.43	26.92	29.12	27.39	26.73	27.62	26.42	27.52	27.02	31.86
10 - 11	25.93	27.62	26.36	25.53	26.7	26.55	26.06	26.43	26.3	30.34
11 - 12	26.37	26	26.79	25.92	25.89	26.7	25.61	26.19	26.16	30.04
12 - 13	24.51	25.04	26.96	26.99	25.68	25.82	26.09	25.83	25.96	30.16
13 - 14	24.7	27.39	26.86	26.5	25.26	25.05	26.59	26.14	25.82	30.64
14 - 15	26.15	25.93	26.07	27.13	27.28	25.92	26.17	26.51	26.04	30.52
15 - 16	25.46	26.96	26.63	27.51	27.63	26.9	26.39	26.84	26.64	31.54
16 - 17	26.67	28.51	28.06	28.96	27.2	26.83	27.34	27.88	27.09	33.08
17 - 18	26.92	28.87	28.58	27.85	29.03	28.22	28.8	28.25	28.51	33.24
18 - 19	28.72	28.5	28.67	29.04	27.8	28.22	27.57	28.55	27.9	33.9
19 - 20	30.15	28.22	29.88	28.39	28.29	26.23	29.14	28.99	27.68	33.9
20 - 21	29.67	28.57	28.19	27.71	28.39	27.78	27.73	28.51	27.75	33.1
21 - 22	29.6	30.8	26.46	28.73	28.33	27.85	31.33	28.79	29.59	34.22
22 - 23	30.75	31.17	32.25	32	28.91	29.08	32	31.02	30.54	35.42
23 - 24	32	30.33	25.33	27	27	26.33	0	28.33	13.17	33

	2022-05-09	to	2022-05-15							
	Monday	Tuesday	Wednesday	Thursday	Friday	Saturday	Sunday	Week	Weekend	Week Day 85%
Hour	2022-05-09	2022-05-10	2022-05-11	2022-05-12	2022-05-13	2022-05-14	2022-05-15	Day Avg	Avg	Avg Speed
0 - 1	27	29.5	0	0	0	34.5	27	11.3	30.75	12.5
1 - 2	0	0	0	0	0	0	0	0	0	0
2 - 3	0	0	32	0	37	32	0	13.8	16	15
3 - 4	0	29.5	37	32	32	30.33	32	26.1	31.17	29
4 - 5	32	32	33.25	27	39.5	30.75	0	32.75	15.38	37
5 - 6	32	28.6	30.25	32.86	32	28.25	29.5	31.14	28.88	35.34
6 - 7	30.38	29.59	31.12	29.82	30.28	29.27	28.67	30.24	28.97	36.3
7 - 8	29.17	29.02	30.26	29.51	29.67	30.29	30.12	29.53	30.21	35.04
8 - 9	27.51	27.15	28.4	27.16	26.49	28.76	28.14	27.34	28.45	31.88
9 - 10	27.18	25.62	26.39	27.22	26.16	27.44	27.45	26.51	27.45	30.92
10 - 11	26.72	25.78	26.59	25.14	25.32	27.01	27.38	25.91	27.19	30.12
11 - 12	26.21	24.51	26.24	26.46	25.86	26.12	26.41	25.86	26.27	29.96
12 - 13	26.23	23.85	26.56	24.53	25.43	26.56	26.12	25.32	26.34	29.4
13 - 14	26.78	25.87	25.38	26.65	25.99	25.29	26.26	26.13	25.78	30.6
14 - 15	27.9	24.72	25.26	25.12	26.23	25.84	26.67	25.85	26.25	30.08
15 - 16	28.01	27.2	26.45	26.29	26.75	27.1	26.05	26.94	26.58	31.44
16 - 17	28.08	28.18	27.31	27.7	28.37	27.84	27.98	27.93	27.91	32.98
17 - 18	27.54	28.37	29.03	28.79	29.75	28.09	28.36	28.7	28.23	33.42
18 - 19	28.12	28.4	27.91	29.27	30.22	29.17	27.35	28.78	28.26	33.82
19 - 20	28.87	28.11	28.56	28.83	28	29.94	26.8	28.47	28.37	33.16
20 - 21	30.73	31.6	27.78	23	29.5	27.57	30.15	28.52	28.86	33.46
21 - 22	29.82	27.33	27.86	29.5	28	29.38	28.33	28.5	28.86	32.86
22 - 23	30.64	33.42	30.33	32	27.83	33.45	28.55	30.84	31	36.3
23 - 24	37	30.75	25.33	29	28.67	30.67	33.67	30.15	32.17	35.5

	2022-05-16	to	2022-05-22							
	Monday	Tuesday	Wednesday	Thursday	Friday	Saturday	Sunday	Week	Weekend	Week Day 85%
Hour	2022-05-16	2022-05-17	2022-05-18	2022-05-19	2022-05-20	2022-05-21	2022-05-22	Day Avg	Avg	Avg Speed
0 - 1	27	0	0	27	27	33.25	27	16.2	30.12	19
1 - 2	0	42	27	0	0	27	27	13.8	27	15
2 - 3	0	0	0	0	0	0	42	0	21	0
3 - 4	32	32	37	37	31	32	34.5	33.8	33.25	39
4 - 5	0	30.33	32	32	32	22	0	25.27	11	31
5 - 6	30.75	35.33	28.67	29.14	31	22	23.67	30.98	22.83	37
6 - 7	28.88	30.65	31.24	32.71	31.86	29.33	27	31.06	28.17	36.32
7 - 8	27.83	28.38	29.77	30.26	30.32	28.5	28.1	29.31	28.3	34
8 - 9	28.52	28.85	28.19	27.14	28.87	28.81	27.29	28.31	28.05	32.78
9 - 10	27.76	26.72	26.57	26.75	25.69	27.66	25.13	26.7	26.4	31.32
10 - 11	27.08	26.72	27.38	26.21	25.42	26.03	26.57	26.56	26.3	30.52
11 - 12	27.54	26.63	26.56	25.05	24.69	26.15	26.9	26.09	26.53	29.64
12 - 13	26.23	26.36	26.03	25.56	24.87	25.55	25.99	25.81	25.77	30
13 - 14	27.32	26.19	26.9	25.97	25.72	26.91	26.27	26.42	26.59	31.14
14 - 15	27.1	26.88	26.39	27.5	26.27	25.78	26.16	26.83	25.97	31.04
15 - 16	28.03	26.8	27.39	26.79	27.1	26.31	26.56	27.22	26.43	31.68
16 - 17	27.4	28.69	27.91	28.11	28.99	26.92	26.77	28.22	26.84	33.36
17 - 18	29.04	27.65	28.77	29	28.65	27.25	27.93	28.62	27.59	33.52
18 - 19	29.57	29.07	28.17	29.31	29.18	28.53	28.2	29.06	28.36	34.14
19 - 20	27.71	27.58	28.34	29.45	28.75	29.15	29.05	28.37	29.1	33.46
20 - 21	27.38	26.58	29.1	28.27	30.92	29.16	26.95	28.45	28.06	33.7
21 - 22	27	28.82	28.45	26.75	29.46	29.94	32	28.1	30.97	33.42
22 - 23	28.57	32	29.38	34.75	30.7	28.13	32	31.08	30.07	35.6
23 - 24	27	19.5	22	27	25.8	0	33.25	24.26	16.62	29

Incoming Weekly Speeds  
 B1257 outward to 22nd June 2022

from Tue-Apr-19-2022-01-00-PM to Wed-Jun-22-2022-01-59-PM

	2022-05-23	to	2022-05-29							
	Monday	Tuesday	Wednesday	Thursday	Friday	Saturday	Sunday	Week	Weekend	Week Day 85%
Hour	2022-05-23	2022-05-24	2022-05-25	2022-05-26	2022-05-27	2022-05-28	2022-05-29	Day Avg	Avg	Avg Speed
0 - 1	22	22	29.5	27	27	32	37	25.5	34.5	30
1 - 2	24.5	0	0	0	27	0	26	10.3	13	12
2 - 3	0	42	42	42	0	0	37	25.2	18.5	27
3 - 4	27	32	32	0	33.67	29.5	0	24.93	14.75	28
4 - 5	0	30.33	30.75	32	29.5	0	34.5	24.52	17.25	29
5 - 6	30.25	28	32	32.71	32.25	28.67	0	31.04	14.33	35.5
6 - 7	29.06	33.53	30.43	29.72	31.29	25.15	29.2	30.81	27.18	35.66
7 - 8	28.98	28.8	29.65	29.28	29.65	28.78	30.61	29.27	29.69	34.54
8 - 9	28.24	27.82	28.75	27.82	26.32	28.15	29.39	27.79	28.77	32.68
9 - 10	27.51	26.68	27.16	27.09	27.52	27.28	26.93	27.19	27.11	31.3
10 - 11	27.67	26.46	26.63	26.99	26.18	26.85	26.85	26.78	26.85	30.76
11 - 12	25.9	26.43	26.36	27.74	24.99	26.16	27.56	26.28	26.86	30.4
12 - 13	26.55	25.47	27.26	26.32	25.8	26.37	27.74	26.28	27.05	30.42
13 - 14	26.47	26.19	27.36	26.73	26.44	26.76	26.1	26.64	26.43	31.34
14 - 15	25.7	25.16	26.47	26.62	27.01	26.43	25.28	26.19	25.85	30.62
15 - 16	27.45	27.56	26.88	26.48	26.98	26.24	26.29	27.07	26.26	31.44
16 - 17	28.42	28.48	27.82	28.12	27.77	26.45	27.45	28.12	26.95	32.88
17 - 18	29.35	30.17	28.93	28.56	27.51	28.12	27.75	28.9	27.94	33.74
18 - 19	27.38	28.6	27.67	28.02	29.23	26.68	27.32	28.18	27	33.56
19 - 20	27.47	29.24	28.25	29.19	27.27	27.41	26.89	28.28	27.15	33.04
20 - 21	27.14	29.06	30.65	28.25	28.33	28.18	27.25	28.69	27.71	34.22
21 - 22	29.85	28.48	26.5	29.73	29.2	29.05	28	28.75	28.52	33.62
22 - 23	28	30.6	31	31.56	31.56	26.35	29.5	30.54	27.93	35.8
23 - 24	22	35.33	32	27	31.44	27	35.33	29.55	31.17	36.5

	2022-05-30	to	2022-06-05							
	Monday	Tuesday	Wednesday	Thursday	Friday	Saturday	Sunday	Week	Weekend	Week Day 85%
Hour	2022-05-30	2022-05-31	2022-06-01	2022-06-02	2022-06-03	2022-06-04	2022-06-05	Day Avg	Avg	Avg Speed
0 - 1	0	27	22	32	32	29.5	32	22.6	30.75	26
1 - 2	0	22	0	0	0	0	34.5	4.4	17.25	5
2 - 3	37	37	0	42	37	0	37	30.6	18.5	33
3 - 4	34.5	37	27	33.67	37	27	0	33.83	13.5	39
4 - 5	31.2	32	0	39.5	0	0	32	20.54	16	23
5 - 6	31	32	33.25	28.67	31	33.67	42	31.18	37.83	35.66
6 - 7	27.5	31.5	30.29	26.73	25.67	26.2	32	28.34	29.1	34
7 - 8	28.29	29.83	28.19	30	27.73	27.21	29	28.81	28.11	34.56
8 - 9	28.42	27.83	26.6	28.6	28.17	27.38	25.75	27.93	26.57	32.4
9 - 10	26.9	26.05	26.59	26.26	27.39	27.36	26.1	26.64	26.73	30.98
10 - 11	25.74	26.03	27	26.46	25.86	26.62	27.79	26.22	27.21	30.06
11 - 12	26.74	26.42	26.58	25.29	23.58	26.47	27.11	25.72	26.79	29.68
12 - 13	25.42	25.96	25.86	24.67	23.81	25.37	26.6	25.14	25.99	29.48
13 - 14	25.77	25.97	25.86	25.99	24.09	26.18	27.38	25.54	26.78	29.6
14 - 15	26.56	27.04	27.11	25.53	25.93	24.71	26.27	26.43	25.49	30.48
15 - 16	26.87	26.69	26.32	26.12	25.92	26.14	27.04	26.39	26.59	30.7
16 - 17	27.29	28.01	27.31	26.9	26.4	26.56	27.07	27.18	26.81	31.24
17 - 18	28.56	28.34	28.27	28.35	27.99	28.63	28.23	28.3	28.43	33.02
18 - 19	28.3	27.52	28.49	28.17	28.55	30.46	27.12	28.2	28.79	33.86
19 - 20	25.53	27.19	27.56	28.51	25.46	26.2	29.56	26.85	27.88	32.68
20 - 21	28.57	28.5	27.86	28.67	27.38	26.09	29.25	28.2	27.67	33.02
21 - 22	27	29.62	28.21	28.53	28.2	28.41	28.5	28.31	28.46	33.36
22 - 23	31.18	29	33.43	27.27	31.33	28.38	27	30.44	27.69	34.92
23 - 24	29.5	31.5	29	32.14	29.14	29	27	30.26	28	35.5

	2022-06-06	to	2022-06-12							
	Monday	Tuesday	Wednesday	Thursday	Friday	Saturday	Sunday	Week	Weekend	Week Day 85%
Hour	2022-06-06	2022-06-07	2022-06-08	2022-06-09	2022-06-10	2022-06-11	2022-06-12	Day Avg	Avg	Avg Speed
0 - 1	0	0	0	22	27	27	28.67	9.8	27.83	11
1 - 2	0	0	0	19.5	27	0	27	9.3	13.5	11
2 - 3	0	0	0	37	27	0	27	12.8	13.5	15
3 - 4	32	34.5	27	32	32	27	0	31.5	13.5	35
4 - 5	32	33.57	30.75	32	30.33	32	37	31.73	34.5	35.32
5 - 6	31.33	28.25	27	30.5	29.5	37	32	29.32	34.5	33.3
6 - 7	30.2	29.37	28.91	28.5	32.21	30	32	29.84	31	35.42
7 - 8	29.12	28.74	29.61	29.37	27.66	27.08	30.33	28.9	28.71	33.9
8 - 9	28.75	28.63	25.81	27.89	27.03	27.46	27.1	27.62	27.28	32.08
9 - 10	27.05	26.52	27.04	27.3	27.09	28.43	26.51	27	27.47	31.78
10 - 11	26.39	26.59	25.43	26.61	26.34	26.34	26.69	26.27	26.52	29.82
11 - 12	26.96	26.27	26.28	24.82	25.54	26.18	26.54	25.97	26.36	30.72
12 - 13	26.28	25.04	27.12	26.19	25.13	25.02	25.32	25.95	25.17	30.26
13 - 14	25.22	26.53	25.51	25.63	25.69	24.61	25.75	25.71	25.18	29.94
14 - 15	26.65	25.8	26.73	25.6	25.9	26.56	26.17	26.14	26.37	29.98
15 - 16	27.75	27.36	25.97	26.68	27.2	24.96	26.23	26.99	25.59	31.22
16 - 17	27.84	28.34	28.14	27.2	27.48	25.87	27.78	27.8	26.83	32.8
17 - 18	28.22	28.55	28.49	28.1	28.21	28.04	28.11	28.31	28.08	33.24
18 - 19	28.92	27.43	28.32	28.64	27.79	28.83	27.44	28.22	28.14	33.42
19 - 20	26.32	27.77	29.55	29.54	28.46	26.44	26.93	28.33	26.68	33.08
20 - 21	29.21	29.32	28.53	29.86	24.92	28.83	29.19	28.37	29.01	33.22
21 - 22	28.67	32.78	27.62	29.64	29.75	29.26	32	29.69	30.63	34.5
22 - 23	27	28.83	30.88	30.89	29.89	30.7	32	29.5	31.35	34.76
23 - 24	28.5	28	32	31	29.12	27.17	32	29.72	29.58	33.16

	2022-06-13	to	2022-06-19							
	Monday	Tuesday	Wednesday	Thursday	Friday	Saturday	Sunday	Week	Weekend	Week Day 85%
Hour	2022-06-13	2022-06-14	2022-06-15	2022-06-16	2022-06-17	2022-06-18	2022-06-19	Day Avg	Avg	Avg Speed
0 - 1	22	29.5	22	32	22	29.4	26.43	25.5	27.91	32
1 - 2	0	0	27	27	0	30	32	10.8	31	12
2 - 3	0	0	0	0	0	37	0	0	18.5	0
3 - 4	32	37	37	32	37	27	17	35	22	38
4 - 5	32	37	27	27	27	27	0	30	13.5	34
5 - 6	32	30.88	31.29	33.38	33.67	22	33	32.24	27.5	39.26
6 - 7	28.95	30.47	29.52	30.71	30.53	29.5	27.45	30.04	28.48	35.2
7 - 8	29.4	28.53	29.8	30.1	28.42	26.35	25.95	29.25	26.15	34.34
8 - 9	28.3	28.33	28.27	27.98	28.53	27.48	26.14	28.28	26.81	32.96
9 - 10	27.35	25.37	27.52	27.5	25.29	26.61	25.57	26.61	26.09	31.18
10 - 11	26.57	25.94	26.53	25.34	25.49	26.04	25.52	25.97	25.78	29.72
11 - 12	26.11	25.2	26.36	26.22	25.34	25.65	25.89	25.84	25.77	29.76
12 - 13	26.33	26.84	26.49	26.4	25.96	25.35	25.76	26.4	25.56	30.28
13 - 14	27.12	27.63	26.17	26.24	26.86	25.76	25.23	26.8	25.5	30.86
14 - 15	26.76	26.58	25.63	26.49	25.95	25.98	26.64	26.28	26.31	30.3
15 - 16	26.84	27.3	26.57	26.07	26.07	26.41	26.55	26.57	26.48	30.78
16 - 17	27.66	27.61	28.21	28.01	27.12	26.29	27.6	27.72	26.95	32.06
17 - 18	28.32	28.11	29.31	27.89	28.27	28.88	29.25	28.38	29.06	33.1
18 - 19	29	28.64	29.82	26.06	29.04	27.73	30.05	28.51	28.89	33.34
19 - 20	28.2	27.75	27.97	28.63	27.96	27.58	30.19	28.1	28.89	33.48
20 - 21	29.05	29.33	29.53	27.67	28.88	29.27	26.86	28.89	28.06	33.64
21 - 22	27.91	27.92	27.9	31.43	26.38	28.75	29.07	28.31	28.91	34.06
22 - 23	32	28.45	32.08	32.85	29.67	28.41	30.56	31.01	29.48	36.2
23 - 24	27	29.5	32	32	27.04	29.75	29.5	29.51	29.62	33.1



Incoming Weekly Speeds  
 B1257 outward to 22nd June 2022

from Tue-Apr-19-2022-01-00-PM to Wed-Jun-22-2022-01-59-PM

	2022-06-20	to	2022-06-26							
	Monday	Tuesday	Wednesday	Thursday	Friday	Saturday	Sunday	Week	Weekend	Week Day 85%
Hour	2022-06-20	2022-06-21	2022-06-22	2022-06-23	2022-06-24	2022-06-25	2022-06-26	Day Avg	Avg	Avg Speed
0 - 1	0	0	32	*	*	*	*	10.67	*	11.67
1 - 2	0	0	0	*	*	*	*	0	*	0
2 - 3	0	0	27	*	*	*	*	9	*	10
3 - 4	42	37	32.33	*	*	*	*	37.11	*	40
4 - 5	34.5	0	28.67	*	*	*	*	21.06	*	25
5 - 6	31.33	30.89	30.75	*	*	*	*	30.99	*	35.83
6 - 7	29.41	30.05	30.07	*	*	*	*	29.85	*	36.23
7 - 8	29	27.78	28.2	*	*	*	*	28.33	*	33.73
8 - 9	28.21	27.89	28	*	*	*	*	28.03	*	33.17
9 - 10	27.78	28.66	27.88	*	*	*	*	28.11	*	32.37
10 - 11	26.94	25.94	26.81	*	*	*	*	26.57	*	29.97
11 - 12	25.78	26.37	26.8	*	*	*	*	26.32	*	30.13
12 - 13	25.78	25.64	26.07	*	*	*	*	25.83	*	29.67
13 - 14	27.54	26.38	25.28	*	*	*	*	26.4	*	30.53
14 - 15	26.09	26.1	*	*	*	*	*	26.1	*	30.55
15 - 16	26.36	26.41	*	*	*	*	*	26.38	*	29.95
16 - 17	28.71	26.91	*	*	*	*	*	27.81	*	32.75
17 - 18	29.28	28.33	*	*	*	*	*	28.81	*	33.3
18 - 19	28.96	28.07	*	*	*	*	*	28.51	*	33.7
19 - 20	26.49	27.1	*	*	*	*	*	26.8	*	32.45
20 - 21	27.45	28.32	*	*	*	*	*	27.88	*	33.05
21 - 22	26.31	29	*	*	*	*	*	27.66	*	32.5
22 - 23	28.71	26.33	*	*	*	*	*	27.52	*	31.25
23 - 24	0	29.5	*	*	*	*	*	14.75	*	17.5

Hour	Apr 2022							Week Day Avg	Weekend Avg	Week Day 85% Avg Speed
	Monday	Tuesday	Wednesday	Thursday	Friday	Saturday	Sunday			
0 - 1	27	27	30	37	37	28.88	27	31.6	27.94	36
1 - 2	0	0	27	0	0	32	37	5.4	34.5	7
2 - 3	0	0	0	0	32	34.5	0	6.4	17.25	7
3 - 4	29.5	29.5	33.25	33.67	32	27	29.5	31.58	28.25	36
4 - 5	0	30	33	37	28	27.83	0	25.6	13.92	28
5 - 6	30	30.75	30.73	28.91	32.14	32.71	17	30.51	24.86	35.8
6 - 7	31.19	26.75	29.21	28.25	31.06	29.33	0	29.29	14.67	35.16
7 - 8	29.76	30.56	29.56	29.73	29.1	29.24	29.43	29.74	29.34	34.74
8 - 9	29.02	28.02	28.47	28.28	28.01	27.69	28.51	28.36	28.1	33.32
9 - 10	26.32	27.2	26.8	27.18	27.7	27.1	26.76	27.04	26.93	31.68
10 - 11	26.07	25.28	26.43	26.63	26.09	26.94	26.81	26.1	26.88	30.26
11 - 12	27.06	26.51	26.94	26.06	25.85	26.22	26.6	26.49	26.41	30.58
12 - 13	26.37	26.43	26.4	25.38	26.14	25.92	26.87	26.14	26.4	30.34
13 - 14	26.85	26.4	25.84	25.88	25.85	26.86	26.7	26.16	26.78	30.82
14 - 15	26.59	26.74	26.44	25.72	26.38	26.3	26.48	26.37	26.39	30.7
15 - 16	27.54	26.91	27.48	26.87	25.77	26.53	26.89	26.91	26.71	31.44
16 - 17	27.93	28.14	28.28	27.7	27.4	26.84	28.54	27.89	27.69	32.82
17 - 18	29.01	28.52	28.32	28.67	29.14	27.64	30.41	28.73	29.03	33.56
18 - 19	29	28.04	28.66	29.05	29.67	28.89	27.97	28.88	28.43	34.06
19 - 20	28.1	27.47	27.94	28.68	29.29	28.43	28.69	28.3	28.56	33.24
20 - 21	27.18	27.56	30.68	30.05	28.55	28.65	30.4	28.8	29.52	34.12
21 - 22	28.32	29.92	27.25	28.25	28.07	28.71	28.42	28.36	28.56	33.46
22 - 23	32.14	27.62	29.85	30.06	30.72	30.07	32	30.08	31.04	34.94
23 - 24	33.67	31.33	29.67	31	28.5	28.5	32	30.83	30.25	38

Hour	May 2022							Week Day Avg	Weekend Avg	Week Day 85% Avg Speed
	Monday	Tuesday	Wednesday	Thursday	Friday	Saturday	Sunday			
0 - 1	26	27.83	29.5	27	27	33.25	28.22	27.47	30.74	32.5
1 - 2	24.5	32	29.5	0	27	27	26.33	22.6	26.67	28
2 - 3	37	39.5	33.67	42	37	23.67	37	37.83	30.33	43
3 - 4	32	32	35.57	33.43	32.11	29.86	30	33.02	29.93	39
4 - 5	32.86	31	32.62	30.33	32.71	29	33.67	31.91	31.33	38
5 - 6	31.03	30.97	30.55	31.59	31	28.43	28.36	31.03	28.4	36.92
6 - 7	29.2	30.89	30.7	30.49	30.88	28.09	29.93	30.43	29.01	36.1
7 - 8	28.57	28.59	29.53	29.71	29.81	28.48	29.05	29.24	28.76	34.42
8 - 9	28.2	27.93	28.32	27.64	27.12	28.23	27.52	27.84	27.87	32.68
9 - 10	27.34	26.32	27.13	27.09	26.58	27.5	26.77	26.89	27.13	31.48
10 - 11	26.49	26.45	26.74	25.95	26.01	26.61	26.7	26.33	26.65	30.18
11 - 12	26.46	25.98	26.49	26.23	25.35	26.28	26.52	26.1	26.4	29.88
12 - 13	25.55	25.25	26.72	25.81	25.46	26.11	26.3	25.76	26.21	29.88
13 - 14	25.87	26.34	26.58	26.44	25.85	25.96	25.92	26.22	25.94	30.66
14 - 15	26.51	26.04	26.06	26.67	26.72	25.98	25.87	26.4	25.93	30.48
15 - 16	26.58	27.03	26.83	26.77	27.09	26.66	26.2	26.86	26.43	31.44
16 - 17	27.38	28.38	27.76	28.18	28.11	27.07	27.03	27.96	27.05	32.94
17 - 18	28.06	28.56	28.83	28.49	28.63	27.92	28.05	28.51	27.98	33.44
18 - 19	28.39	28.36	28.09	28.91	29.05	28.04	27.81	28.56	27.92	33.84
19 - 20	28.17	27.92	28.7	28.96	27.81	28.38	28.19	28.32	28.29	33.22
20 - 21	28.63	28.57	29.16	27.45	29	28.16	28.16	28.56	28.16	33.66
21 - 22	28.92	28.75	27.24	28.58	28.77	29.1	29.21	28.45	29.15	33.56
22 - 23	29.76	31.55	30.45	32.39	29.89	28.85	29.94	30.81	29.4	36.12
23 - 24	28	30.55	27	28.25	28.57	27.58	32.42	28.47	30	33.42

Incoming Monthly Speeds  
 B1257 outward to 22nd June 2022

from Tue-Apr-19-2022-01-00-PM to Wed-Jun-22-2022-01-59-PM

Hour	Jun 2022							Week Day Avg	Weekend Avg	Week Day 85% Avg Speed
	Monday	Tuesday	Wednesday	Thursday	Friday	Saturday	Sunday			
0 - 1	22	29.5	24	30	27	29.33	28.23	26.5	28.78	32
1 - 2	0	0	27	22	27	30	32	15.2	31	18
2 - 3	0	0	27	38.67	32	37	30.33	19.53	33.67	23
3 - 4	35.33	35.75	30.71	33	35.33	27	17	34.03	22	38.66
4 - 5	32.71	34	29.5	33	29.5	30.33	34.5	31.74	32.42	36.52
5 - 6	31.43	30.38	30.89	31.1	31.17	33.11	33.67	30.99	33.39	36.04
6 - 7	29.46	29.96	29.71	28.74	31	28.62	28.67	29.78	28.65	35.56
7 - 8	29.16	28.35	28.98	29.82	28.03	26.82	27.15	28.87	26.98	34
8 - 9	28.42	28.25	27.38	28.12	27.86	27.44	26.27	28.01	26.85	32.72
9 - 10	27.45	26.91	27.3	27	26.59	27.24	25.9	27.05	26.57	31.66
10 - 11	26.63	26.14	26.57	26.13	25.88	26.31	26.32	26.27	26.31	29.86
11 - 12	26.19	25.88	26.5	25.45	24.73	26.08	26.41	25.75	26.24	29.86
12 - 13	26.13	25.85	26.34	25.65	24.82	25.27	25.83	25.76	25.55	29.82
13 - 14	26.67	26.83	25.8	25.97	25.36	25.51	25.95	26.13	25.73	30.26
14 - 15	26.49	26.15	26.4	25.86	25.93	25.63	26.37	26.17	26	30.12
15 - 16	26.95	26.99	26.29	26.26	26.32	25.81	26.6	26.56	26.21	30.8
16 - 17	28.12	27.63	27.86	27.34	26.91	26.26	27.51	27.57	26.88	32.16
17 - 18	28.63	28.32	28.68	28.11	28.17	28.52	28.61	28.38	28.57	33.18
18 - 19	28.96	28.03	28.88	27.86	28.51	29.05	28.43	28.45	28.74	33.78
19 - 20	26.76	27.51	28.19	28.79	27.02	26.87	28.93	27.65	27.9	32.98
20 - 21	28.34	28.95	28.6	28.59	26.88	28.06	28.63	28.27	28.35	33.36
21 - 22	27.39	29.61	27.93	29.72	27.77	28.83	29.23	28.48	29.03	33.8
22 - 23	29.31	28.12	32.07	30.11	30.17	29.06	30.88	29.96	29.97	35.16
23 - 24	28.2	28.82	30.64	31.71	27.77	28.1	30	29.43	29.05	33.24

	2022-04-18	to	2022-04-24							
	Monday	Tuesday	Wednesday	Thursday	Friday	Saturday	Sunday	Week	Weekend	Week Day 85%
Hour	2022-04-18	2022-04-19	2022-04-20	2022-04-21	2022-04-22	2022-04-23	2022-04-24	Day Avg	Avg	Avg Speed
0 - 1	*	*	40	40	40	35	35	40	35	40
1 - 2	*	*	35	0	0	40	40	11.67	40	11.67
2 - 3	*	*	0	0	35	45	0	11.67	22.5	11.67
3 - 4	*	*	40	40	35	35	35	38.33	35	38.33
4 - 5	*	*	40	40	30	40	0	36.67	20	36.67
5 - 6	*	*	40	35	30	45	20	35	32.5	35
6 - 7	*	*	33.3	35	35	35	0	34.43	17.5	34.43
7 - 8	*	*	35	35.8	34.1	34	34	34.97	34	34.97
8 - 9	*	*	33.4	32.9	33.3	33.8	33.3	33.2	33.55	33.2
9 - 10	*	*	31.2	32.1	32.6	32.9	30.5	31.97	31.7	31.97
10 - 11	*	*	29.9	32.2	30.5	32.5	29.8	30.87	31.15	30.87
11 - 12	*	*	31.4	29.6	31.3	30.7	31.5	30.77	31.1	30.77
12 - 13	*	*	30.9	28.9	29.8	31.6	30.8	29.87	31.2	29.87
13 - 14	*	29	31.6	29.2	29.9	31.9	29.8	29.92	30.85	29.92
14 - 15	*	31.9	29.5	29.9	29.9	32	31.2	30.3	31.6	30.3
15 - 16	*	31.5	31.3	30.5	31.1	30.6	31.7	31.1	31.15	31.1
16 - 17	*	33.6	33.3	31.9	33	30.6	33	32.95	31.8	32.95
17 - 18	*	33	33.1	33	34.6	33.2	34.8	33.42	34	33.42
18 - 19	*	33.3	34.1	33.1	36.7	35.6	32.9	34.3	34.25	34.3
19 - 20	*	32	33.6	33.6	35	35	35	33.55	35	33.55
20 - 21	*	33	36.7	34	32.8	34	37.5	34.12	35.75	34.12
21 - 22	*	34.2	33.3	34.4	33.3	32.5	33	33.8	32.75	33.8
22 - 23	*	33.3	35	35	35	37.5	35	34.58	36.25	34.58
23 - 24	*	35	30	40	30	35	35	33.75	35	33.75

	2022-04-25	to	2022-05-01							
	Monday	Tuesday	Wednesday	Thursday	Friday	Saturday	Sunday	Week	Weekend	Week Day 85%
Hour	2022-04-25	2022-04-26	2022-04-27	2022-04-28	2022-04-29	2022-04-30	2022-05-01	Day Avg	Avg	Avg Speed
0 - 1	30	35	30	0	0	30	0	19	15	19
1 - 2	0	0	0	0	0	30	30	0	30	0
2 - 3	0	0	0	0	0	30	0	0	15	0
3 - 4	35	35	35	35	35	30	30	35	30	35
4 - 5	0	30	40	0	35	30	0	21	15	21
5 - 6	35	35	33.3	35	37.5	37.5	40	35.16	38.75	35.16
6 - 7	36.7	32.5	33.8	35	38.3	30	37.5	35.26	33.75	35.26
7 - 8	35	35	34.2	34.6	34.2	34	33.4	34.6	33.7	34.6
8 - 9	34.4	32.9	33.4	32.8	33	32.7	32.3	33.3	32.5	33.3
9 - 10	30.5	32.5	31.2	30	32	29.9	31.9	31.24	30.9	31.24
10 - 11	30	29.7	30	31.8	29.3	29.6	30.9	30.16	30.25	30.16
11 - 12	32.1	30	30.7	31	29	31.4	30.8	30.56	31.1	30.56
12 - 13	30.6	30.8	30.8	30.5	29.9	29.8	29.6	30.52	29.7	30.52
13 - 14	31.4	31.2	31.2	30.4	31.7	29.7	29.1	31.18	29.4	31.18
14 - 15	31.2	31.8	32.5	29.9	29.9	29.9	29.3	31.06	29.6	31.06
15 - 16	32.1	32.1	33.1	30.3	30.6	29.6	29.3	31.64	29.45	31.64
16 - 17	32.6	33.1	32.8	33.2	31.8	30.6	29.6	32.7	30.1	32.7
17 - 18	33.8	33.8	32.9	34.2	33.6	33.1	31.9	33.66	32.5	33.66
18 - 19	34.3	32.5	34.2	35.8	33.5	33.5	33.6	34.06	33.55	34.06
19 - 20	33.3	31.7	33.3	33.3	35	33.9	33.5	33.32	33.7	33.32
20 - 21	32	33.3	35	37.5	33.6	29.6	36.2	34.28	32.9	34.28
21 - 22	32.5	36.7	32.5	32.5	31.7	33.6	30	33.18	31.8	33.18
22 - 23	35	35	35	35	37.5	33.8	33.3	35.5	33.55	35.5
23 - 24	45	40	37.5	34	32.5	32.5	30	37.8	31.25	37.8

	2022-05-02	to	2022-05-08							
	Monday	Tuesday	Wednesday	Thursday	Friday	Saturday	Sunday	Week	Weekend	Week Day 85%
Hour	2022-05-02	2022-05-03	2022-05-04	2022-05-05	2022-05-06	2022-05-07	2022-05-08	Day Avg	Avg	Avg Speed
0 - 1	30	0	0	0	30	0	30	12	15	12
1 - 2	0	0	35	0	0	0	0	7	0	7
2 - 3	0	0	30	0	0	25	35	6	30	6
3 - 4	40	35	40	40	35	30	0	38	15	38
4 - 5	45	30	40	0	30	0	35	29	17.5	29
5 - 6	40	40	35	35	35	37.5	35	37	36.25	37
6 - 7	35	35	38.8	33.1	34.3	35	35	35.24	35	35.24
7 - 8	32.5	32.5	33.3	36	35	29.7	32.7	33.86	31.2	33.86
8 - 9	33.1	33.3	33.3	33	31.8	31.7	30.7	32.9	31.2	32.9
9 - 10	31.2	30.6	33.3	31.8	32.4	31.5	31.4	31.86	31.45	31.86
10 - 11	29.3	32.3	29.9	30.5	29.7	29.9	29.4	30.34	29.65	30.34
11 - 12	30.5	29.7	30.5	29.6	29.9	32.1	29.6	30.04	30.85	30.04
12 - 13	29.2	29.4	31.5	31.3	29.4	30.7	30.6	30.16	30.65	30.16
13 - 14	29.3	32.3	32	29.9	29.7	29.2	31.4	30.64	30.3	30.64
14 - 15	29.8	29.6	29.9	31.2	32.1	29.5	29.9	30.52	29.7	30.52
15 - 16	29.6	32.1	30.7	32.5	32.8	31.7	29.5	31.54	30.6	31.54
16 - 17	30.8	33.9	33.4	34.4	32.9	30.4	32.2	33.08	31.3	33.08
17 - 18	32.2	33.5	33.6	33	33.9	33.3	33.5	33.24	33.4	33.24
18 - 19	34	34	33.9	33.8	33.8	33.1	33.1	33.9	33.1	33.9
19 - 20	34.5	33.8	33.9	34	33.3	33.8	33.9	33.9	33.85	33.9
20 - 21	33.3	33.8	32.9	32.5	33	31.2	33	33.1	32.1	33.1
21 - 22	37.5	35	29.4	34.2	35	33	38.3	34.22	35.65	34.22
22 - 23	35	35	33.8	38.3	35	33.8	37.5	35.42	35.65	35.42
23 - 24	35	35	30	30	35	29	0	33	14.5	33

	2022-05-09	to	2022-05-15							
	Monday	Tuesday	Wednesday	Thursday	Friday	Saturday	Sunday	Week	Weekend	Week Day 85%
Hour	2022-05-09	2022-05-10	2022-05-11	2022-05-12	2022-05-13	2022-05-14	2022-05-15	Day Avg	Avg	Avg Speed
0 - 1	30	32.5	0	0	0	40	30	12.5	35	12.5
1 - 2	0	0	0	0	0	0	0	0	0	0
2 - 3	0	0	35	0	40	35	0	15	17.5	15
3 - 4	0	35	40	35	35	35	35	29	35	29
4 - 5	35	35	35	30	50	35	0	37	17.5	37
5 - 6	35	36.7	35	35	35	30	35	35.34	32.5	35.34
6 - 7	37	34	40	36.7	33.8	37.5	35	36.3	36.25	36.3
7 - 8	34.4	34	36.7	34.1	36	35	37.5	35.04	36.25	35.04
8 - 9	32.3	30.9	32.7	31.8	31.7	33.7	31.7	31.88	32.7	31.88
9 - 10	31.7	29.8	31.5	31	30.6	31.9	32.1	30.92	32	30.92
10 - 11	31.6	29.7	29.7	29.9	29.7	31.2	31.2	30.12	31.2	30.12
11 - 12	31.2	29.2	29.9	29.9	29.6	30	30.3	29.96	30.15	29.96
12 - 13	29.9	28.8	29.9	28.9	29.5	29.8	30.6	29.4	30.2	29.4
13 - 14	32	31.2	29.4	29.9	30.5	29.8	29.9	30.6	29.85	30.6
14 - 15	31.8	29.4	29.3	29.3	30.6	29.6	29.8	30.08	29.7	30.08
15 - 16	32.5	30.8	30.9	31.1	31.9	31.2	29.8	31.44	30.5	31.44
16 - 17	33.1	33.3	32.4	33	33.1	32.3	32.5	32.98	32.4	32.98
17 - 18	32.5	33.1	34.4	33	34.1	33.6	33	33.42	33.3	33.42
18 - 19	33.2	33.5	33.6	34.1	34.7	34.3	32.7	33.82	33.5	33.82
19 - 20	33.2	33.3	33	33.8	32.5	36.7	32.5	33.16	34.6	33.16
20 - 21	35	35	33.8	29.2	34.3	34	34.3	33.46	34.15	33.46
21 - 22	33.8	33	32.5	33.3	31.7	34	35	32.86	34.5	32.86
22 - 23	35	39	35	37.5	35	40	32.5	36.3	36.25	36.3
23 - 24	45	35	30	32.5	35	35	40	35.5	37.5	35.5



	2022-05-16	to	2022-05-22							
	Monday	Tuesday	Wednesday	Thursday	Friday	Saturday	Sunday	Week	Weekend	Week Day 85%
Hour	2022-05-16	2022-05-17	2022-05-18	2022-05-19	2022-05-20	2022-05-21	2022-05-22	Day Avg	Avg	Avg Speed
0 - 1	35	0	0	30	30	35	30	19	32.5	19
1 - 2	0	45	30	0	0	30	30	15	30	15
2 - 3	0	0	0	0	0	0	45	0	22.5	0
3 - 4	35	40	45	45	30	35	40	39	37.5	39
4 - 5	0	35	45	35	40	25	0	31	12.5	31
5 - 6	35	42.5	35	37.5	35	30	30	37	30	37
6 - 7	33.3	35	37.5	38.3	37.5	35	30	36.32	32.5	36.32
7 - 8	32.7	33.1	34.5	34.7	35	33.8	30	34	31.9	34
8 - 9	32.1	33.3	33.2	31.5	33.8	33.5	32.5	32.78	33	32.78
9 - 10	32.3	31.7	30.5	31.6	30.5	32.1	29.8	31.32	30.95	31.32
10 - 11	31.2	29.9	31.7	30.4	29.4	29.7	30.4	30.52	30.05	30.52
11 - 12	30.7	29.7	29.5	29.3	29	30.4	30	29.64	30.2	29.64
12 - 13	30	30.7	30	29.7	29.6	29.4	31.3	30	30.35	30
13 - 14	32.3	31	32.2	30.5	29.7	32.1	29.7	31.14	30.9	31.14
14 - 15	32.3	31.1	29.9	31.9	30	29.7	30.9	31.04	30.3	31.04
15 - 16	32.6	30.6	32.5	32	30.7	29.8	29.9	31.68	29.85	31.68
16 - 17	33.6	33.3	32.5	33.3	34.1	31.5	29.9	33.36	30.7	33.36
17 - 18	34.1	32.7	33.3	33.9	33.6	32.1	33	33.52	32.55	33.52
18 - 19	33.9	35	33.3	34.2	34.3	33.8	33.7	34.14	33.75	34.14
19 - 20	31.7	33.1	35	35	32.5	33.8	35	33.46	34.4	33.46
20 - 21	33.8	33	33.9	33.6	34.2	33	32.5	33.7	32.75	33.7
21 - 22	32.5	33.3	33.3	33	35	34.3	38.3	33.42	36.3	33.42
22 - 23	32.5	37.5	34	40	34	33.3	40	35.6	36.65	35.6
23 - 24	30	25	25	30	35	0	35	29	17.5	29

	2022-05-23	to	2022-05-29							
	Monday	Tuesday	Wednesday	Thursday	Friday	Saturday	Sunday	Week	Weekend	Week Day 85%
Hour	2022-05-23	2022-05-24	2022-05-25	2022-05-26	2022-05-27	2022-05-28	2022-05-29	Day Avg	Avg	Avg Speed
0 - 1	25	25	35	35	30	35	40	30	37.5	30
1 - 2	30	0	0	0	30	0	28.3	12	14.15	12
2 - 3	0	45	45	45	0	0	40	27	20	27
3 - 4	30	35	35	0	40	35	0	28	17.5	28
4 - 5	0	40	35	35	35	0	40	29	20	29
5 - 6	37.5	30	35	40	35	35	0	35.5	17.5	35.5
6 - 7	33.3	38.3	36.7	35	35	35	30	35.66	32.5	35.66
7 - 8	34.2	34.2	34.7	33.9	35.7	34.1	34.3	34.54	34.2	34.54
8 - 9	32.9	32.8	33.2	32.9	31.6	33.5	34.4	32.68	33.95	32.68
9 - 10	31.9	31.4	31.4	30	31.8	31.7	31.4	31.3	31.55	31.3
10 - 11	32.2	30	30.5	31.3	29.8	30.4	31	30.76	30.7	30.76
11 - 12	29.6	30.8	30	32.1	29.5	30.4	31.6	30.4	31	30.4
12 - 13	30.5	29.7	31.4	30.5	30	29.6	32.8	30.42	31.2	30.42
13 - 14	30.8	31.2	32.3	31.3	31.1	31.4	29.8	31.34	30.6	31.34
14 - 15	30.6	29.3	31	31.4	30.8	30.6	29.3	30.62	29.95	30.62
15 - 16	32.2	32.7	30.8	31.2	30.3	29.9	29.7	31.44	29.8	31.44
16 - 17	33.5	33.6	32.4	33.1	31.8	29.6	32.3	32.88	30.95	32.88
17 - 18	34.4	34.5	33.4	33.6	32.8	32.9	32.2	33.74	32.55	33.74
18 - 19	33.6	33.6	33.6	32.7	34.3	33	31.7	33.56	32.35	33.56
19 - 20	33.3	34	32.5	33.5	31.9	32	33.1	33.04	32.55	33.04
20 - 21	31.7	34	37.5	32.9	35	35	31.7	34.22	33.35	34.22
21 - 22	35	32.9	32.5	34.4	33.3	34.5	30	33.62	32.25	33.62
22 - 23	32.5	34	35	37.5	40	29.6	32.5	35.8	31.05	35.8
23 - 24	27.5	45	40	30	40	35	40	36.5	37.5	36.5

	2022-05-30	to	2022-06-05							
	Monday	Tuesday	Wednesday	Thursday	Friday	Saturday	Sunday	Week	Weekend	Week Day 85%
Hour	2022-05-30	2022-05-31	2022-06-01	2022-06-02	2022-06-03	2022-06-04	2022-06-05	Day Avg	Avg	Avg Speed
0 - 1	0	30	30	35	35	35	40	26	37.5	26
1 - 2	0	25	0	0	0	0	40	5	20	5
2 - 3	40	40	0	45	40	0	40	33	20	33
3 - 4	40	40	35	40	40	30	0	39	15	39
4 - 5	35	35	0	45	0	0	35	23	17.5	23
5 - 6	35	37.5	37.5	33.3	35	38.3	45	35.66	41.65	35.66
6 - 7	32.5	37.5	36.7	33.3	30	28.8	40	34	34.4	34
7 - 8	35	35	33.8	35	34	32.5	33.8	34.56	33.15	34.56
8 - 9	32.8	33.3	30.7	32.5	32.7	32.5	32.5	32.4	32.5	32.4
9 - 10	31	30.5	32.2	29.9	31.3	31.9	29.6	30.98	30.75	30.98
10 - 11	29.5	30.4	31.2	29.6	29.6	29.8	32.4	30.06	31.1	30.06
11 - 12	30.9	29.4	30	29.7	28.4	29.9	32.1	29.68	31	29.68
12 - 13	30	29.5	30	29.1	28.8	29.6	30	29.48	29.8	29.48
13 - 14	29.7	29.9	29.9	29.7	28.8	30	32.2	29.6	31.1	29.6
14 - 15	30.8	30	31.7	30	29.9	29	29.8	30.48	29.4	30.48
15 - 16	31.1	31.4	30.8	29.8	30.4	29.9	31.9	30.7	30.9	30.7
16 - 17	31.9	32.9	31.5	30	29.9	31.4	31.6	31.24	31.5	31.24
17 - 18	33.6	32.5	33	33.3	32.7	33.4	32.8	33.02	33.1	33.02
18 - 19	34	33.1	34.5	33.3	34.4	35.8	32	33.86	33.9	33.86
19 - 20	32.5	32.2	32.9	33.8	32	32.5	33.1	32.68	32.8	32.68
20 - 21	33.3	32.5	32.5	34.3	32.5	30	33.8	33.02	31.9	33.02
21 - 22	32.5	35	32.5	34.3	32.5	33	32.5	33.36	32.75	33.36
22 - 23	35	35	40	29.6	35	33.3	30	34.92	31.65	34.92
23 - 24	35	37.5	35	35	35	32.5	30	35.5	31.25	35.5

	2022-06-06	to	2022-06-12							
	Monday	Tuesday	Wednesday	Thursday	Friday	Saturday	Sunday	Week	Weekend	Week Day 85%
Hour	2022-06-06	2022-06-07	2022-06-08	2022-06-09	2022-06-10	2022-06-11	2022-06-12	Day Avg	Avg	Avg Speed
0 - 1	0	0	0	25	30	30	40	11	35	11
1 - 2	0	0	0	25	30	0	30	11	15	11
2 - 3	0	0	0	45	30	0	30	15	15	15
3 - 4	35	40	30	35	35	30	0	35	15	35
4 - 5	35	38.3	33.3	35	35	35	40	35.32	37.5	35.32
5 - 6	34	30	35	35	32.5	45	40	33.3	42.5	33.3
6 - 7	35	33.3	32.5	37.5	38.8	33.3	35	35.42	34.15	35.42
7 - 8	34	33.7	35	33.8	33	29.4	40	33.9	34.7	33.9
8 - 9	33.3	33.6	29.7	32.5	31.3	33.1	32	32.08	32.55	32.08
9 - 10	32.8	31.2	31.7	31.5	31.7	32.7	30	31.78	31.35	31.78
10 - 11	29.9	30	29.8	29.8	29.6	29.8	31.3	29.82	30.55	29.82
11 - 12	31.8	31.2	31	29.6	30	31.3	30.3	30.72	30.8	30.72
12 - 13	30	29.7	31.4	29.9	30.3	29	29.6	30.26	29.3	30.26
13 - 14	29.6	30.6	29.7	30.4	29.4	29.3	29.2	29.94	29.25	29.94
14 - 15	30.5	29.7	30.6	29.3	29.8	29.9	30.5	29.98	30.2	29.98
15 - 16	32.4	30.7	30.4	30.4	32.2	29	29.9	31.22	29.45	31.22
16 - 17	32.5	33.2	33.1	32.6	32.6	29.7	32.8	32.8	31.25	32.8
17 - 18	33.7	33.7	33	32.7	33.1	32.8	32.8	33.24	32.8	33.24
18 - 19	33.5	33.3	32.1	33.8	34.4	34.5	32.5	33.42	33.5	33.42
19 - 20	32	32.1	34.4	33.6	33.3	31.7	32.1	33.08	31.9	33.08
20 - 21	34	33.3	34.2	33.6	31	33.3	33.5	33.22	33.4	33.22
21 - 22	35	35	32.5	35	35	34.4	40	34.5	37.2	34.5
22 - 23	28.8	35	35	40	35	34	35	34.76	34.5	34.76
23 - 24	30	32.5	35	35	33.3	32.5	35	33.16	33.75	33.16

	2022-06-13	to	2022-06-19							
	Monday	Tuesday	Wednesday	Thursday	Friday	Saturday	Sunday	Week	Weekend	Week Day 85%
Hour	2022-06-13	2022-06-14	2022-06-15	2022-06-16	2022-06-17	2022-06-18	2022-06-19	Day Avg	Avg	Avg Speed
0 - 1	25	40	25	45	25	34.4	30	32	32.2	32
1 - 2	0	0	30	30	0	35	35	12	35	12
2 - 3	0	0	0	0	0	40	0	0	20	0
3 - 4	35	40	40	35	40	30	20	38	25	38
4 - 5	40	40	30	30	30	30	0	34	15	34
5 - 6	40	35	37.5	38.8	45	25	37.5	39.26	31.25	39.26
6 - 7	35	34	35	34.5	37.5	37.5	33.3	35.2	35.4	35.2
7 - 8	34.2	33.9	34.7	35	33.9	30	30	34.34	30	34.34
8 - 9	32.8	32.8	33.6	32.5	33.1	31.7	29.5	32.96	30.6	32.96
9 - 10	32.1	29.4	32.5	31.9	30	29.8	29.6	31.18	29.7	31.18
10 - 11	29.8	29.7	30.7	29.3	29.1	29.8	29.4	29.72	29.6	29.72
11 - 12	29.8	29.6	30	29.9	29.5	29.4	29.7	29.76	29.55	29.76
12 - 13	29.7	29.9	30.4	31.5	29.9	29.4	29.5	30.28	29.45	30.28
13 - 14	31.2	32.7	29.8	29.7	30.9	29.7	29.5	30.86	29.6	30.86
14 - 15	31.2	31.2	29.5	29.9	29.7	29.7	31.4	30.3	30.55	30.3
15 - 16	30.7	31.3	30	31.4	30.5	29.6	31	30.78	30.3	30.78
16 - 17	31.8	32	33.2	31.6	31.7	30.4	32.1	32.06	31.25	32.06
17 - 18	33.3	33.3	33.9	32.1	32.9	33.8	33.8	33.1	33.8	33.1
18 - 19	34.1	33	34.6	30	35	32.7	35	33.34	33.85	33.34
19 - 20	33.8	33.3	33.2	33.8	33.3	32.9	34.5	33.48	33.7	33.48
20 - 21	33.3	33.3	34.2	33.8	33.6	33.9	31.7	33.64	32.8	33.64
21 - 22	35	33.8	34	37.5	30	35	34.3	34.06	34.65	34.06
22 - 23	35	34.2	37.5	40	34.3	32.5	35	36.2	33.75	36.2
23 - 24	30	32.5	35	35	33	32.5	35	33.1	33.75	33.1

	2022-06-20	to	2022-06-26							
	Monday	Tuesday	Wednesday	Thursday	Friday	Saturday	Sunday	Week	Weekend	Week Day 85%
Hour	2022-06-20	2022-06-21	2022-06-22	2022-06-23	2022-06-24	2022-06-25	2022-06-26	Day Avg	Avg	Avg Speed
0 - 1	0	0	35	*	*	*	*	11.67	0	11.67
1 - 2	0	0	0	*	*	*	*	0	0	0
2 - 3	0	0	30	*	*	*	*	10	0	10
3 - 4	45	40	35	*	*	*	*	40	0	40
4 - 5	40	0	35	*	*	*	*	25	0	25
5 - 6	35	37.5	35	*	*	*	*	35.83	0	35.83
6 - 7	37	35	36.7	*	*	*	*	36.23	0	36.23
7 - 8	34.2	33.2	33.8	*	*	*	*	33.73	0	33.73
8 - 9	33.4	32.9	33.2	*	*	*	*	33.17	0	33.17
9 - 10	31.7	33.1	32.3	*	*	*	*	32.37	0	32.37
10 - 11	30	29.9	30	*	*	*	*	29.97	0	29.97
11 - 12	29.7	29.6	31.1	*	*	*	*	30.13	0	30.13
12 - 13	29.9	29.3	29.8	*	*	*	*	29.67	0	29.67
13 - 14	31.9	30.6	29.1	*	*	*	*	30.53	0	30.53
14 - 15	31.2	29.9	*	*	*	*	*	30.55	0	30.55
15 - 16	29.9	30	*	*	*	*	*	29.95	0	29.95
16 - 17	33.2	32.3	*	*	*	*	*	32.75	0	32.75
17 - 18	33.7	32.9	*	*	*	*	*	33.3	0	33.3
18 - 19	33.8	33.6	*	*	*	*	*	33.7	0	33.7
19 - 20	32.9	32	*	*	*	*	*	32.45	0	32.45
20 - 21	32.5	33.6	*	*	*	*	*	33.05	0	33.05
21 - 22	31.7	33.3	*	*	*	*	*	32.5	0	32.5
22 - 23	32.5	30	*	*	*	*	*	31.25	0	31.25
23 - 24	0	35	*	*	*	*	*	17.5	0	17.5

Hour	Apr 2022							Week Day Avg	Weekend Avg	Week Day 85% Avg Speed
	Monday	Tuesday	Wednesday	Thursday	Friday	Saturday	Sunday			
0 - 1	30	35	35	40	40	35	35	36	35	36
1 - 2	0	0	35	0	0	40	40	7	40	7
2 - 3	0	0	0	0	35	40	0	7	20	7
3 - 4	35	35	35	40	35	32.5	35	36	33.75	36
4 - 5	0	30	37.5	40	32.5	40	0	28	20	28
5 - 6	35	35	37.5	34	37.5	40	20	35.8	30	35.8
6 - 7	36.7	32.5	33.6	36	37	35	0	35.16	17.5	35.16
7 - 8	35	35	34.6	35	34.1	34	34	34.74	34	34.74
8 - 9	34.4	32.9	33.4	32.8	33.1	33.4	33.3	33.32	33.35	33.32
9 - 10	30.5	32.5	31.6	31.5	32.3	31.5	30.5	31.68	31	31.68
10 - 11	30	29.7	29.9	32	29.7	30.8	29.8	30.26	30.3	30.26
11 - 12	32.1	30	30.9	30.2	29.7	31.2	31.5	30.58	31.35	30.58
12 - 13	30.6	30.8	30.9	29.5	29.9	30.3	30.8	30.34	30.55	30.34
13 - 14	31.4	30.6	31.4	29.8	30.9	30.6	29.8	30.82	30.2	30.82
14 - 15	31.2	31.7	30.8	29.9	29.9	30.8	31.2	30.7	31	30.7
15 - 16	32.1	31.8	32.1	30.4	30.8	29.9	31.7	31.44	30.8	31.44
16 - 17	32.6	33.4	33.1	32.5	32.5	30.6	33	32.82	31.8	32.82
17 - 18	33.8	33.3	33	33.5	34.2	33.1	34.8	33.56	33.95	33.56
18 - 19	34.3	33.1	34.1	34.2	34.6	34.3	32.9	34.06	33.6	34.06
19 - 20	33.3	31.2	33.5	33.2	35	34.2	35	33.24	34.6	33.24
20 - 21	32	33.2	35.8	36.4	33.2	32.9	37.5	34.12	35.2	34.12
21 - 22	32.5	35	33	34	32.8	33.2	33	33.46	33.1	33.46
22 - 23	35	33.8	35	34.2	36.7	35	35	34.94	35	34.94
23 - 24	45	40	37.5	35	32.5	33.8	35	38	34.4	38

Hour	May 2022							Week Day Avg	Weekend Avg	Week Day 85% Avg Speed
	Monday	Tuesday	Wednesday	Thursday	Friday	Saturday	Sunday			
0 - 1	30	32.5	35	35	30	40	35	32.5	37.5	32.5
1 - 2	30	45	35	0	30	30	29	28	29.5	28
2 - 3	40	45	45	45	40	35	45	43	40	43
3 - 4	37.5	37.5	40	40	40	33.8	35	39	34.4	39
4 - 5	40	35	40	35	40	35	40	38	37.5	38
5 - 6	37	38.8	35	38.8	35	35	33.3	36.92	34.15	36.92
6 - 7	34.7	36.1	37.9	36.8	35	35.8	35.8	36.1	35.8	36.1
7 - 8	33.8	33.8	34.6	34.4	35.5	33.6	33.8	34.42	33.7	34.42
8 - 9	32.6	32.8	33.2	32.4	32.4	33.3	32.3	32.68	32.8	32.68
9 - 10	31.8	30.8	31.8	31.4	31.6	31.9	31.4	31.48	31.65	31.48
10 - 11	30	30.4	30.3	30.5	29.7	30.1	30.1	30.18	30.1	30.18
11 - 12	30.4	29.7	29.9	29.9	29.5	30.8	30.2	29.88	30.5	29.88
12 - 13	29.8	29.5	30.7	29.8	29.6	29.8	30.9	29.88	30.35	29.88
13 - 14	30.1	31.3	31.6	30.3	30	30.2	29.8	30.66	30	30.66
14 - 15	30.7	29.8	29.8	31	31.1	29.7	29.7	30.48	29.7	30.48
15 - 16	30.9	31.6	31.4	31.9	31.4	30.5	29.6	31.44	30.05	31.44
16 - 17	32.4	33.4	32.6	33.4	32.9	31	31.5	32.94	31.25	32.94
17 - 18	33.3	33.3	33.6	33.4	33.6	32.9	32.9	33.44	32.9	33.44
18 - 19	33.7	33.7	33.5	33.9	34.4	33.6	33	33.84	33.3	33.84
19 - 20	33.2	33.3	33.6	33.9	32.1	33.7	33.8	33.22	33.75	33.22
20 - 21	33.5	33.8	34.3	32.6	34.1	33.4	33.4	33.66	33.4	33.66
21 - 22	34.5	33.7	32.3	33.8	33.5	34.1	35.7	33.56	34.9	33.56
22 - 23	34.7	37.5	34.4	38	36	33.9	35	36.12	34.45	36.12
23 - 24	33.3	36.7	30	32.5	34.6	31.7	37.5	33.42	34.6	33.42



Hour	Jun 2022							Week Day Avg	Weekend Avg	Week Day 85% Avg Speed
	Monday	Tuesday	Wednesday	Thursday	Friday	Saturday	Sunday			
0 - 1	25	40	30	35	30	34	36.7	32	35.35	32
1 - 2	0	0	30	30	30	35	35	18	35	18
2 - 3	0	0	30	45	40	40	40	23	40	23
3 - 4	45	38.3	35	35	40	30	20	38.66	25	38.66
4 - 5	37.5	38.8	33.8	40	32.5	35	40	36.52	37.5	36.52
5 - 6	35	36.2	37	37	35	40	40	36.04	40	36.04
6 - 7	36.1	34.2	35	35	37.5	35	35	35.56	35	35.56
7 - 8	34.1	33.6	34.4	34.5	33.4	30.8	32.9	34	31.85	34
8 - 9	33.2	33.1	32.5	32.4	32.4	32.6	29.9	32.72	31.25	32.72
9 - 10	32.1	31.8	32.2	31.1	31.1	31.3	29.7	31.66	30.5	31.66
10 - 11	29.9	29.9	30.5	29.5	29.5	29.8	30.4	29.86	30.1	29.86
11 - 12	30	29.8	30.5	29.7	29.3	29.8	30.3	29.86	30.05	29.86
12 - 13	29.9	29.6	30.1	29.9	29.6	29.3	29.6	29.82	29.45	29.82
13 - 14	31.1	31.2	29.7	29.8	29.5	29.6	29.7	30.26	29.65	30.26
14 - 15	31	30	30	29.8	29.8	29.5	30.6	30.12	30.05	30.12
15 - 16	31	30.7	30.6	30.6	31.1	29.5	31	30.8	30.25	30.8
16 - 17	32.7	32.5	32.7	31.6	31.3	30.5	32.2	32.16	31.35	32.16
17 - 18	33.6	33.2	33.3	32.8	33	33.3	33.3	33.18	33.3	33.18
18 - 19	33.9	33.3	33.9	33.3	34.5	34.4	34.1	33.78	34.25	33.78
19 - 20	32.9	32.3	33.3	33.7	32.7	32.5	33.5	32.98	33	32.98
20 - 21	33.2	33.4	33.8	33.9	32.5	33.4	33.2	33.36	33.3	33.36
21 - 22	33.8	34.3	33.1	35	32.8	34.1	34	33.8	34.05	33.8
22 - 23	34	34.3	38	34.5	35	33.6	35	35.16	34.3	35.16
23 - 24	30	33	35	35	33.2	33.3	33.3	33.24	33.3	33.24

Starting Hour	Count	Average Speed of all Traffic	Violator Counts	Average Speed of Violators
00:00:00	0	N/A	N/A	N/A
01:00:00	0	N/A	N/A	N/A
02:00:00	0	N/A	N/A	N/A
03:00:00	0	N/A	N/A	N/A
04:00:00	0	N/A	N/A	N/A
05:00:00	0	N/A	N/A	N/A
06:00:00	0	N/A	N/A	N/A
07:00:00	0	N/A	N/A	N/A
08:00:00	0	N/A	N/A	N/A
09:00:00	0	N/A	N/A	N/A
10:00:00	0	N/A	N/A	N/A
11:00:00	0	N/A	N/A	N/A
12:00:00	0	N/A	N/A	N/A
13:00:00	4	20.6	1	32.5
14:00:00	86	11.0	18	33.1
15:00:00	109	9.4	21	33.2
16:00:00	100	12.0	35	33.9
17:00:00	77	11.5	25	33.1
18:00:00	40	17.9	12	33.3
19:00:00	21	18.6	6	32.5
20:00:00	13	25.2	5	32.5
21:00:00	14	26.4	7	33.9
22:00:00	8	27.5	4	32.5
23:00:00	1	32.5	1	32.5
00:00:00	3	34.2	3	34.2
01:00:00	3	27.5	1	32.5
02:00:00	0	N/A	N/A	N/A
03:00:00	2	35.0	2	35.0
04:00:00	1	27.5	0	NaN
05:00:00	6	35.0	5	36.5
06:00:00	8	30.0	4	33.8
07:00:00	32	17.7	17	34.0
08:00:00	66	13.4	23	33.8
09:00:00	48	13.6	8	33.8
10:00:00	83	9.2	13	33.3
11:00:00	89	10.1	17	32.5
12:00:00	86	11.7	18	33.1
13:00:00	86	11.5	18	33.1
14:00:00	87	9.0	8	32.5
15:00:00	111	8.9	21	33.0
16:00:00	113	9.3	38	33.2
17:00:00	82	10.5	27	32.9
18:00:00	42	18.2	16	33.8
19:00:00	31	19.0	11	33.9
20:00:00	26	24.2	14	35.0
21:00:00	17	26.0	6	35.8
22:00:00	7	25.7	3	34.2
23:00:00	2	13.8	0	NaN
00:00:00	1	37.5	1	37.5
01:00:00	0	N/A	N/A	N/A
02:00:00	0	N/A	N/A	N/A

Starting Hour	Count	Average Speed of all Traffic	Violator Counts	Average Speed of Violators
03:00:00	1	37.5	1	37.5
04:00:00	1	37.5	1	37.5
05:00:00	2	27.5	1	32.5
06:00:00	12	21.3	5	34.5
07:00:00	27	24.8	12	34.6
08:00:00	51	14.6	13	34.0
09:00:00	67	12.1	19	32.5
10:00:00	90	12.0	20	33.8
11:00:00	72	10.6	9	32.5
12:00:00	86	10.3	6	32.5
13:00:00	92	9.2	7	33.2
14:00:00	94	10.2	14	32.5
15:00:00	118	8.5	19	32.8
16:00:00	117	8.1	28	32.7
17:00:00	91	10.3	27	32.9
18:00:00	48	17.2	19	33.0
19:00:00	33	18.9	13	33.3
20:00:00	15	25.5	6	33.3
21:00:00	26	21.2	12	35.4
22:00:00	9	27.2	4	33.8
23:00:00	2	32.5	1	37.5
00:00:00	1	37.5	1	37.5
01:00:00	0	N/A	N/A	N/A
02:00:00	1	32.5	1	32.5
03:00:00	1	32.5	1	32.5
04:00:00	3	25.8	0	NaN
05:00:00	1	27.5	0	NaN
06:00:00	11	21.8	4	35.0
07:00:00	26	19.8	11	33.4
08:00:00	66	12.8	26	33.1
09:00:00	73	11.9	22	33.0
10:00:00	71	10.4	12	33.3
11:00:00	97	9.8	19	32.5
12:00:00	94	9.7	13	33.7
13:00:00	100	10.2	11	33.4
14:00:00	104	8.9	18	33.3
15:00:00	122	8.5	20	33.0
16:00:00	114	10.4	30	33.3
17:00:00	84	12.6	39	33.9
18:00:00	43	19.8	22	35.0
19:00:00	32	22.0	15	34.2
20:00:00	24	19.0	9	32.5
21:00:00	13	26.2	5	32.5
22:00:00	9	26.7	5	33.5
23:00:00	2	27.5	0	NaN
00:00:00	5	30.5	2	37.5
01:00:00	1	37.5	1	37.5
02:00:00	3	37.5	3	37.5
03:00:00	2	30.0	1	32.5
04:00:00	2	35.0	2	35.0
05:00:00	3	32.5	1	42.5

Starting Hour	Count	Average Speed of all Traffic	Violator Counts	Average Speed of Violators
06:00:00	8	28.8	2	35.0
07:00:00	17	23.7	8	34.4
08:00:00	45	13.0	18	33.3
09:00:00	58	14.4	19	33.3
10:00:00	66	13.1	16	33.4
11:00:00	84	9.6	17	32.5
12:00:00	68	12.2	15	32.5
13:00:00	101	9.0	22	32.7
14:00:00	101	11.1	23	33.2
15:00:00	111	9.2	21	33.0
16:00:00	78	10.9	11	33.9
17:00:00	68	15.6	19	34.1
18:00:00	56	16.8	20	34.8
19:00:00	28	22.1	9	34.7
20:00:00	25	18.5	11	33.4
21:00:00	13	23.3	3	32.5
22:00:00	14	29.8	10	34.5
23:00:00	6	30.0	3	37.5
00:00:00	2	27.5	1	32.5
01:00:00	1	37.5	1	37.5
02:00:00	0	N/A	N/A	N/A
03:00:00	2	30.0	1	32.5
04:00:00	0	N/A	N/A	N/A
05:00:00	1	17.5	0	NaN
06:00:00	0	N/A	N/A	N/A
07:00:00	13	21.0	6	33.3
08:00:00	48	15.2	14	33.6
09:00:00	64	12.6	13	33.7
10:00:00	78	10.6	8	33.1
11:00:00	103	9.7	20	33.3
12:00:00	104	9.4	20	32.5
13:00:00	92	9.5	13	32.9
14:00:00	125	9.1	22	33.6
15:00:00	104	9.0	22	32.7
16:00:00	107	9.3	35	32.8
17:00:00	64	15.8	30	34.0
18:00:00	41	16.0	13	34.4
19:00:00	15	24.8	4	35.0
20:00:00	19	23.6	10	34.5
21:00:00	12	25.0	6	34.2
22:00:00	2	30.0	1	32.5
23:00:00	1	32.5	1	32.5
00:00:00	1	27.5	0	NaN
01:00:00	0	N/A	N/A	N/A
02:00:00	0	N/A	N/A	N/A
03:00:00	2	30.0	1	32.5
04:00:00	0	N/A	N/A	N/A
05:00:00	9	30.8	3	40.8
06:00:00	14	26.8	8	33.8
07:00:00	38	19.1	20	34.5
08:00:00	41	19.8	14	35.0

Starting Hour	Count	Average Speed of all Traffic	Violator Counts	Average Speed of Violators
09:00:00	66	11.6	10	32.5
10:00:00	71	11.0	11	33.0
11:00:00	71	13.2	15	33.2
12:00:00	64	12.7	9	33.6
13:00:00	63	14.5	15	33.2
14:00:00	82	10.6	16	32.8
15:00:00	94	10.5	21	33.2
16:00:00	82	11.3	21	33.5
17:00:00	69	12.5	28	33.4
18:00:00	31	17.7	12	33.8
19:00:00	23	22.9	8	32.5
20:00:00	16	21.3	6	32.5
21:00:00	20	19.0	4	32.5
22:00:00	6	21.7	5	33.5
23:00:00	5	34.5	4	37.5
00:00:00	2	27.5	1	32.5
01:00:00	0	N/A	N/A	N/A
02:00:00	0	N/A	N/A	N/A
03:00:00	2	30.0	1	32.5
04:00:00	5	30.5	1	47.5
05:00:00	3	30.8	1	37.5
06:00:00	13	23.3	5	32.5
07:00:00	42	17.1	20	34.0
08:00:00	61	14.5	20	33.8
09:00:00	68	12.7	18	33.3
10:00:00	86	9.3	11	32.5
11:00:00	73	10.1	11	32.5
12:00:00	73	11.9	13	32.9
13:00:00	65	12.2	12	34.6
14:00:00	66	12.3	15	32.5
15:00:00	76	13.6	17	33.1
16:00:00	87	11.9	28	33.2
17:00:00	55	14.5	20	33.0
18:00:00	43	14.4	11	34.8
19:00:00	19	17.6	3	32.5
20:00:00	20	23.4	8	32.5
21:00:00	10	31.0	6	35.0
22:00:00	5	22.0	1	32.5
23:00:00	5	27.0	3	37.5
00:00:00	2	25.0	0	NaN
01:00:00	0	N/A	N/A	N/A
02:00:00	0	N/A	N/A	N/A
03:00:00	2	32.5	2	32.5
04:00:00	3	34.2	3	34.2
05:00:00	5	24.0	2	32.5
06:00:00	15	25.5	6	33.3
07:00:00	45	15.6	16	33.8
08:00:00	91	11.3	31	34.0
09:00:00	50	15.2	11	33.4
10:00:00	77	11.2	10	33.0
11:00:00	82	10.4	14	32.5

Starting Hour	Count	Average Speed of all Traffic	Violator Counts	Average Speed of Violators
12:00:00	75	10.8	14	32.5
13:00:00	73	13.8	13	32.9
14:00:00	76	12.5	20	33.5
15:00:00	80	11.5	18	33.6
16:00:00	76	11.7	25	33.5
17:00:00	85	12.1	23	34.0
18:00:00	47	18.0	19	33.8
19:00:00	25	19.1	7	33.2
20:00:00	18	25.4	10	34.0
21:00:00	13	25.0	3	34.2
22:00:00	10	22.5	4	33.8
23:00:00	4	31.3	2	37.5
00:00:00	0	N/A	N/A	N/A
01:00:00	0	N/A	N/A	N/A
02:00:00	0	N/A	N/A	N/A
03:00:00	2	32.5	2	32.5
04:00:00	0	N/A	N/A	N/A
05:00:00	7	25.0	3	34.2
06:00:00	15	24.3	6	33.3
07:00:00	44	17.4	20	34.5
08:00:00	71	12.8	20	33.3
09:00:00	46	13.0	9	32.5
10:00:00	72	12.7	14	32.9
11:00:00	79	11.6	16	32.8
12:00:00	97	10.3	16	34.1
13:00:00	87	10.3	14	33.2
14:00:00	82	11.0	11	32.5
15:00:00	82	10.8	12	32.5
16:00:00	84	11.6	29	33.2
17:00:00	69	13.3	30	33.2
18:00:00	44	17.5	21	34.4
19:00:00	23	23.6	6	35.0
20:00:00	19	23.8	14	34.6
21:00:00	19	20.5	4	35.0
22:00:00	11	21.8	4	36.3
23:00:00	7	25.7	4	32.5
00:00:00	1	32.5	1	32.5
01:00:00	0	N/A	N/A	N/A
02:00:00	0	N/A	N/A	N/A
03:00:00	2	32.5	2	32.5
04:00:00	2	32.5	2	32.5
05:00:00	6	27.9	5	34.5
06:00:00	17	24.9	11	35.2
07:00:00	32	19.5	15	33.5
08:00:00	64	11.9	22	33.0
09:00:00	80	12.4	19	33.0
10:00:00	99	9.6	9	33.6
11:00:00	123	6.9	6	33.3
12:00:00	111	8.0	13	32.9
13:00:00	109	10.3	23	33.2
14:00:00	113	9.2	16	33.8

Starting Hour	Count	Average Speed of all Traffic	Violator Counts	Average Speed of Violators
15:00:00	116	8.7	17	33.4
16:00:00	106	9.1	25	32.9
17:00:00	73	12.0	29	33.2
18:00:00	43	16.2	16	33.4
19:00:00	34	20.5	12	35.0
20:00:00	26	18.9	11	33.0
21:00:00	17	23.2	4	32.5
22:00:00	10	29.8	5	38.5
23:00:00	11	26.8	4	32.5
00:00:00	3	27.5	1	32.5
01:00:00	2	27.5	0	NaN
02:00:00	1	27.5	0	NaN
03:00:00	4	26.3	1	32.5
04:00:00	5	25.5	1	42.5
05:00:00	3	32.5	2	35.0
06:00:00	4	30.0	1	37.5
07:00:00	19	26.7	8	33.8
08:00:00	59	14.4	14	33.9
09:00:00	75	11.3	11	33.0
10:00:00	84	9.1	10	32.5
11:00:00	150	8.1	28	33.0
12:00:00	133	8.0	19	33.0
13:00:00	145	7.0	18	33.6
14:00:00	148	7.4	22	32.7
15:00:00	131	7.5	14	33.6
16:00:00	115	9.3	20	33.3
17:00:00	81	11.7	23	33.4
18:00:00	53	13.8	19	32.8
19:00:00	37	19.9	14	35.7
20:00:00	21	20.7	3	32.5
21:00:00	17	21.5	7	33.2
22:00:00	18	20.0	6	33.3
23:00:00	8	24.7	2	32.5
00:00:00	0	N/A	N/A	N/A
01:00:00	1	27.5	0	NaN
02:00:00	0	N/A	N/A	N/A
03:00:00	2	25.0	0	NaN
04:00:00	0	N/A	N/A	N/A
05:00:00	2	30.0	1	32.5
06:00:00	5	25.0	3	37.5
07:00:00	44	13.7	17	33.1
08:00:00	57	14.4	11	33.9
09:00:00	89	11.5	23	33.2
10:00:00	70	12.3	13	32.9
11:00:00	116	8.4	19	32.8
12:00:00	102	9.3	13	32.5
13:00:00	117	7.3	9	33.1
14:00:00	125	7.4	8	33.1
15:00:00	120	7.9	10	35.0
16:00:00	100	9.2	9	32.5
17:00:00	57	13.2	16	33.8

Starting Hour	Count	Average Speed of all Traffic	Violator Counts	Average Speed of Violators
18:00:00	47	16.8	14	33.6
19:00:00	26	20.0	10	33.0
20:00:00	21	21.3	7	34.6
21:00:00	18	20.1	3	34.2
22:00:00	8	25.9	3	32.5
23:00:00	2	25.0	0	NaN
00:00:00	1	27.5	0	NaN
01:00:00	0	N/A	N/A	N/A
02:00:00	0	N/A	N/A	N/A
03:00:00	1	37.5	1	37.5
04:00:00	0	N/A	N/A	N/A
05:00:00	4	35.0	3	37.5
06:00:00	4	32.5	3	34.2
07:00:00	19	21.3	5	33.5
08:00:00	33	19.5	13	32.5
09:00:00	62	11.3	13	32.9
10:00:00	116	6.9	6	32.5
11:00:00	123	8.4	23	32.7
12:00:00	152	6.5	14	32.5
13:00:00	157	6.5	13	32.5
14:00:00	189	5.4	24	32.5
15:00:00	257	5.0	29	33.0
16:00:00	196	5.7	31	32.7
17:00:00	116	9.1	27	33.1
18:00:00	55	14.7	23	33.6
19:00:00	18	26.1	10	32.5
20:00:00	19	20.7	11	33.4
21:00:00	9	27.8	3	39.2
22:00:00	6	29.2	2	35.0
23:00:00	1	32.5	1	32.5
00:00:00	0	N/A	N/A	N/A
01:00:00	0	N/A	N/A	N/A
02:00:00	0	N/A	N/A	N/A
03:00:00	2	32.5	2	32.5
04:00:00	1	27.5	0	NaN
05:00:00	8	25.0	5	35.5
06:00:00	19	26.1	8	35.0
07:00:00	47	16.4	13	33.3
08:00:00	55	13.6	17	33.4
09:00:00	57	13.7	10	34.0
10:00:00	54	13.4	16	32.5
11:00:00	75	12.7	10	33.5
12:00:00	77	11.1	6	32.5
13:00:00	94	10.3	24	32.7
14:00:00	69	11.2	6	33.3
15:00:00	78	12.4	17	33.7
16:00:00	84	12.2	31	33.8
17:00:00	65	12.1	17	33.4
18:00:00	39	17.1	17	34.0
19:00:00	18	24.3	7	33.9
20:00:00	12	26.0	4	32.5



Starting Hour	Count	Average Speed of all Traffic	Violator Counts	Average Speed of Violators
21:00:00	13	21.3	6	35.0
22:00:00	6	31.7	4	33.8
23:00:00	3	30.8	2	32.5
00:00:00	0	N/A	N/A	N/A
01:00:00	1	32.5	1	32.5
02:00:00	1	27.5	0	NaN
03:00:00	2	35.0	2	35.0
04:00:00	4	32.5	3	34.2
05:00:00	6	33.3	4	37.5
06:00:00	14	28.0	6	37.5
07:00:00	36	14.9	12	33.3
08:00:00	65	14.1	20	33.3
09:00:00	44	16.3	18	33.1
10:00:00	67	11.9	9	33.1
11:00:00	74	12.5	12	33.3
12:00:00	68	12.6	14	33.6
13:00:00	53	15.4	10	33.5
14:00:00	73	11.0	12	33.3
15:00:00	84	11.0	14	32.5
16:00:00	84	13.0	21	34.2
17:00:00	62	14.8	21	33.7
18:00:00	40	16.9	17	33.7
19:00:00	25	19.7	13	32.9
20:00:00	24	19.0	9	32.5
21:00:00	13	18.3	1	37.5
22:00:00	4	24.4	4	32.5
23:00:00	3	25.8	0	NaN
00:00:00	0	N/A	N/A	N/A
01:00:00	0	N/A	N/A	N/A
02:00:00	0	N/A	N/A	N/A
03:00:00	3	32.5	2	35.0
04:00:00	0	N/A	N/A	N/A
05:00:00	6	27.9	5	34.5
06:00:00	16	23.9	6	32.5
07:00:00	43	17.7	19	34.9
08:00:00	62	13.1	21	33.0
09:00:00	66	12.2	17	32.8
10:00:00	72	11.8	10	32.5
11:00:00	69	11.0	8	32.5
12:00:00	75	11.7	16	32.5
13:00:00	77	10.7	10	33.5
14:00:00	78	11.9	14	33.9
15:00:00	93	10.3	25	33.1
16:00:00	83	11.5	29	34.2
17:00:00	96	10.0	31	33.1
18:00:00	28	21.3	11	33.4
19:00:00	28	19.6	8	34.4
20:00:00	20	19.8	3	35.8
21:00:00	16	27.7	8	33.8
22:00:00	8	33.1	6	35.0
23:00:00	2	27.5	0	NaN

Starting Hour	Count	Average Speed of all Traffic	Violator Counts	Average Speed of Violators
00:00:00	1	27.5	0	NaN
01:00:00	0	N/A	N/A	N/A
02:00:00	0	N/A	N/A	N/A
03:00:00	1	32.5	1	32.5
04:00:00	1	27.5	0	NaN
05:00:00	7	30.4	3	34.2
06:00:00	18	29.3	10	34.0
07:00:00	32	19.1	13	34.8
08:00:00	62	12.6	14	33.6
09:00:00	89	10.0	23	33.2
10:00:00	93	7.8	10	33.0
11:00:00	88	10.4	14	33.2
12:00:00	93	8.4	6	32.5
13:00:00	95	9.7	12	32.5
14:00:00	104	9.5	24	33.3
15:00:00	93	11.5	24	33.5
16:00:00	70	15.1	19	33.8
17:00:00	61	12.5	21	33.5
18:00:00	44	19.3	17	34.0
19:00:00	19	18.6	5	33.5
20:00:00	17	19.4	4	32.5
21:00:00	11	25.2	5	34.5
22:00:00	11	26.8	5	34.5
23:00:00	3	27.5	1	32.5
00:00:00	0	N/A	N/A	N/A
01:00:00	0	N/A	N/A	N/A
02:00:00	2	20.0	0	NaN
03:00:00	1	27.5	0	NaN
04:00:00	0	N/A	N/A	N/A
05:00:00	4	33.8	3	35.8
06:00:00	10	27.3	4	35.0
07:00:00	25	18.1	3	32.5
08:00:00	30	18.8	6	33.3
09:00:00	60	12.0	14	33.6
10:00:00	70	11.8	8	33.8
11:00:00	85	11.7	18	33.1
12:00:00	80	11.4	15	32.5
13:00:00	96	8.7	9	32.5
14:00:00	113	7.4	7	32.5
15:00:00	79	12.4	17	33.7
16:00:00	103	8.8	18	33.9
17:00:00	72	13.4	23	32.9
18:00:00	36	20.2	12	33.3
19:00:00	29	18.1	9	33.6
20:00:00	17	21.9	5	32.5
21:00:00	15	25.7	5	32.5
22:00:00	11	29.3	7	32.5
23:00:00	7	23.6	1	32.5
00:00:00	5	22.0	1	32.5
01:00:00	1	27.5	0	NaN
02:00:00	1	32.5	1	32.5

Starting Hour	Count	Average Speed of all Traffic	Violator Counts	Average Speed of Violators
03:00:00	0	N/A	N/A	N/A
04:00:00	1	32.5	1	32.5
05:00:00	3	29.2	1	32.5
06:00:00	24	16.6	10	34.0
07:00:00	44	17.3	15	33.5
08:00:00	49	14.8	9	33.1
09:00:00	50	14.0	7	32.5
10:00:00	111	7.2	12	32.5
11:00:00	130	6.9	13	32.5
12:00:00	115	9.3	17	33.1
13:00:00	126	8.9	24	32.9
14:00:00	140	7.2	21	32.5
15:00:00	120	7.3	13	32.5
16:00:00	121	7.9	26	32.9
17:00:00	99	9.5	37	32.8
18:00:00	60	15.4	20	33.8
19:00:00	29	20.5	11	33.4
20:00:00	24	18.5	7	33.2
21:00:00	11	24.5	5	37.5
22:00:00	6	31.7	3	35.8
23:00:00	0	N/A	N/A	N/A
00:00:00	1	27.5	0	NaN
01:00:00	0	N/A	N/A	N/A
02:00:00	0	N/A	N/A	N/A
03:00:00	0	N/A	N/A	N/A
04:00:00	1	32.5	1	32.5
05:00:00	5	31.5	4	32.5
06:00:00	15	22.5	7	35.4
07:00:00	46	18.4	24	33.8
08:00:00	48	15.4	13	32.9
09:00:00	106	8.5	23	32.9
10:00:00	85	10.4	18	33.1
11:00:00	104	9.7	18	33.3
12:00:00	81	10.9	10	33.0
13:00:00	64	14.7	14	33.2
14:00:00	84	10.6	19	33.6
15:00:00	73	12.2	18	33.3
16:00:00	83	12.8	24	34.4
17:00:00	68	14.0	18	33.1
18:00:00	45	17.8	16	32.8
19:00:00	31	18.4	14	32.5
20:00:00	13	23.5	6	34.2
21:00:00	11	27.7	5	33.5
22:00:00	11	31.1	8	33.8
23:00:00	2	37.5	2	37.5
00:00:00	4	30.0	2	32.5
01:00:00	0	N/A	N/A	N/A
02:00:00	0	N/A	N/A	N/A
03:00:00	1	27.5	0	NaN
04:00:00	3	32.5	3	32.5
05:00:00	10	25.3	5	35.5

Starting Hour	Count	Average Speed of all Traffic	Violator Counts	Average Speed of Violators
06:00:00	16	22.5	6	34.2
07:00:00	51	16.2	25	33.3
08:00:00	66	12.4	12	33.3
09:00:00	103	9.5	14	32.9
10:00:00	81	10.0	8	32.5
11:00:00	76	9.8	7	32.5
12:00:00	112	6.4	2	32.5
13:00:00	93	11.2	19	32.8
14:00:00	86	9.9	8	32.5
15:00:00	89	11.2	14	33.6
16:00:00	90	12.3	28	33.4
17:00:00	58	14.9	20	33.0
18:00:00	53	16.2	21	33.5
19:00:00	29	16.8	13	32.5
20:00:00	10	28.8	6	35.0
21:00:00	20	23.9	6	33.3
22:00:00	13	27.1	8	36.9
23:00:00	4	31.3	2	35.0
00:00:00	0	N/A	N/A	N/A
01:00:00	0	N/A	N/A	N/A
02:00:00	1	32.5	1	32.5
03:00:00	1	37.5	1	37.5
04:00:00	3	34.2	3	34.2
05:00:00	9	24.7	4	35.0
06:00:00	14	28.4	7	35.4
07:00:00	35	24.7	18	35.0
08:00:00	51	13.1	15	32.8
09:00:00	58	12.4	15	32.8
10:00:00	73	11.1	9	33.1
11:00:00	81	9.7	9	33.1
12:00:00	57	13.7	9	33.6
13:00:00	77	11.6	8	33.1
14:00:00	73	11.4	6	33.3
15:00:00	96	10.3	18	33.3
16:00:00	106	9.9	24	33.8
17:00:00	72	13.6	24	34.0
18:00:00	46	19.2	16	33.4
19:00:00	35	17.2	13	32.9
20:00:00	7	20.4	4	32.5
21:00:00	15	24.2	4	32.5
22:00:00	4	30.0	2	32.5
23:00:00	3	25.8	0	NaN
00:00:00	0	N/A	N/A	N/A
01:00:00	0	N/A	N/A	N/A
02:00:00	0	N/A	N/A	N/A
03:00:00	2	32.5	2	32.5
04:00:00	1	27.5	0	NaN
05:00:00	7	28.6	6	34.2
06:00:00	11	27.7	6	35.0
07:00:00	33	21.0	19	33.6
08:00:00	86	10.1	17	32.5

Starting Hour	Count	Average Speed of all Traffic	Violator Counts	Average Speed of Violators
09:00:00	70	12.0	14	33.2
10:00:00	85	11.0	14	32.9
11:00:00	91	10.3	13	32.9
12:00:00	89	9.2	4	33.8
13:00:00	72	11.6	10	33.0
14:00:00	64	12.1	5	32.5
15:00:00	99	10.1	19	33.0
16:00:00	92	11.8	24	33.5
17:00:00	78	11.6	27	33.1
18:00:00	49	16.2	27	33.1
19:00:00	31	16.6	9	33.1
20:00:00	12	23.5	2	35.0
21:00:00	11	29.8	6	32.5
22:00:00	5	32.5	3	35.8
23:00:00	4	30.0	2	32.5
00:00:00	1	27.5	0	NaN
01:00:00	0	N/A	N/A	N/A
02:00:00	0	N/A	N/A	N/A
03:00:00	1	37.5	1	37.5
04:00:00	3	37.5	3	37.5
05:00:00	2	32.5	2	32.5
06:00:00	16	25.2	7	33.9
07:00:00	38	20.6	18	35.0
08:00:00	60	13.8	13	32.9
09:00:00	76	11.9	12	33.8
10:00:00	66	12.9	8	33.1
11:00:00	86	11.0	9	33.6
12:00:00	100	9.2	10	33.0
13:00:00	83	11.2	14	33.6
14:00:00	94	9.9	16	32.8
15:00:00	104	9.8	21	32.7
16:00:00	84	12.2	28	33.6
17:00:00	68	12.4	32	33.1
18:00:00	35	20.7	19	33.8
19:00:00	28	17.4	8	33.1
20:00:00	15	30.2	8	33.1
21:00:00	19	21.1	4	35.0
22:00:00	6	28.3	2	35.0
23:00:00	3	29.2	1	32.5
00:00:00	2	35.0	2	35.0
01:00:00	0	N/A	N/A	N/A
02:00:00	1	32.5	1	32.5
03:00:00	3	30.8	2	32.5
04:00:00	4	31.3	2	35.0
05:00:00	4	28.8	1	32.5
06:00:00	8	32.5	4	37.5
07:00:00	17	26.0	7	33.9
08:00:00	40	17.4	17	33.4
09:00:00	93	10.1	22	33.0
10:00:00	77	11.1	17	32.5
11:00:00	100	10.3	14	32.5

Starting Hour	Count	Average Speed of all Traffic	Violator Counts	Average Speed of Violators
12:00:00	113	8.3	13	33.3
13:00:00	110	8.8	16	33.1
14:00:00	142	7.2	16	32.5
15:00:00	137	7.4	23	33.2
16:00:00	135	8.5	34	33.4
17:00:00	72	11.7	26	33.5
18:00:00	47	17.7	18	33.9
19:00:00	33	17.4	12	37.1
20:00:00	21	22.5	6	34.2
21:00:00	14	27.7	6	33.3
22:00:00	8	29.1	7	33.9
23:00:00	7	28.6	5	35.5
00:00:00	1	27.5	0	NaN
01:00:00	0	N/A	N/A	N/A
02:00:00	0	N/A	N/A	N/A
03:00:00	1	32.5	1	32.5
04:00:00	0	N/A	N/A	N/A
05:00:00	2	30.0	1	32.5
06:00:00	3	29.2	1	32.5
07:00:00	8	30.6	4	35.0
08:00:00	24	18.2	6	32.5
09:00:00	37	16.5	7	33.9
10:00:00	87	9.5	18	33.3
11:00:00	94	9.8	15	32.8
12:00:00	112	9.5	16	33.1
13:00:00	96	9.9	17	33.4
14:00:00	112	7.1	12	32.5
15:00:00	120	9.0	14	34.3
16:00:00	93	10.5	25	33.5
17:00:00	78	11.5	23	32.9
18:00:00	52	13.4	17	32.8
19:00:00	27	18.3	7	33.2
20:00:00	14	28.8	9	33.6
21:00:00	13	24.8	4	36.3
22:00:00	7	28.2	2	32.5
23:00:00	7	23.2	5	33.5
00:00:00	2	27.5	1	32.5
01:00:00	0	N/A	N/A	N/A
02:00:00	0	N/A	N/A	N/A
03:00:00	1	32.5	1	32.5
04:00:00	0	N/A	N/A	N/A
05:00:00	6	31.7	4	35.0
06:00:00	10	29.5	4	32.5
07:00:00	32	15.8	10	32.5
08:00:00	64	11.3	18	32.5
09:00:00	47	12.9	15	32.5
10:00:00	59	13.2	9	33.6
11:00:00	61	12.2	10	34.0
12:00:00	69	13.1	11	33.0
13:00:00	53	14.3	11	33.4
14:00:00	57	15.8	15	33.8

Starting Hour	Count	Average Speed of all Traffic	Violator Counts	Average Speed of Violators
15:00:00	66	13.0	19	32.5
16:00:00	71	14.5	22	34.1
17:00:00	44	16.9	17	33.4
18:00:00	34	19.0	16	33.8
19:00:00	23	19.3	6	32.5
20:00:00	16	26.1	5	33.5
21:00:00	10	27.0	2	32.5
22:00:00	7	25.0	2	32.5
23:00:00	1	27.5	0	NaN
00:00:00	0	N/A	N/A	N/A
01:00:00	1	42.5	1	42.5
02:00:00	0	N/A	N/A	N/A
03:00:00	2	32.5	1	37.5
04:00:00	3	30.8	2	32.5
05:00:00	6	35.8	5	37.5
06:00:00	18	27.5	9	34.2
07:00:00	47	17.4	21	33.0
08:00:00	60	13.8	22	33.0
09:00:00	64	12.9	15	32.5
10:00:00	78	10.5	10	32.5
11:00:00	78	10.2	11	32.5
12:00:00	95	10.7	13	32.9
13:00:00	107	8.7	20	33.3
14:00:00	102	9.5	20	33.0
15:00:00	101	9.5	17	32.8
16:00:00	103	9.8	31	33.3
17:00:00	93	10.6	25	33.3
18:00:00	33	17.7	12	33.8
19:00:00	26	21.7	10	33.5
20:00:00	19	22.6	6	33.3
21:00:00	12	28.8	4	33.8
22:00:00	5	32.5	3	35.8
23:00:00	2	20.0	0	NaN
00:00:00	0	N/A	N/A	N/A
01:00:00	1	27.5	0	NaN
02:00:00	0	N/A	N/A	N/A
03:00:00	3	37.5	3	37.5
04:00:00	2	27.5	0	NaN
05:00:00	3	32.5	1	42.5
06:00:00	17	27.8	11	35.2
07:00:00	44	18.2	23	33.6
08:00:00	57	15.2	19	33.6
09:00:00	70	11.3	12	32.5
10:00:00	76	11.7	16	33.8
11:00:00	74	10.1	6	32.5
12:00:00	64	12.4	10	32.5
13:00:00	69	13.5	16	32.5
14:00:00	83	10.0	16	33.1
15:00:00	93	9.0	25	32.5
16:00:00	90	11.0	27	32.9
17:00:00	92	9.4	30	33.3

Starting Hour	Count	Average Speed of all Traffic	Violator Counts	Average Speed of Violators
18:00:00	43	13.1	14	33.6
19:00:00	29	23.4	10	34.0
20:00:00	22	20.3	11	33.4
21:00:00	13	26.2	5	33.5
22:00:00	12	27.7	6	33.3
23:00:00	2	25.0	0	NaN
00:00:00	1	27.5	0	NaN
01:00:00	0	N/A	N/A	N/A
02:00:00	0	N/A	N/A	N/A
03:00:00	2	37.5	2	37.5
04:00:00	1	32.5	1	32.5
05:00:00	6	30.8	3	35.8
06:00:00	17	26.2	10	36.0
07:00:00	40	21.2	21	34.2
08:00:00	56	12.4	12	32.5
09:00:00	80	11.3	18	32.8
10:00:00	74	10.7	13	32.5
11:00:00	93	8.7	6	32.5
12:00:00	77	11.2	10	33.0
13:00:00	96	11.0	13	34.0
14:00:00	81	10.5	20	33.0
15:00:00	84	11.0	19	32.8
16:00:00	103	10.9	32	33.4
17:00:00	72	13.7	26	33.7
18:00:00	54	14.9	25	33.5
19:00:00	30	21.3	13	34.4
20:00:00	30	18.1	9	33.6
21:00:00	18	19.0	5	33.5
22:00:00	10	27.0	8	35.6
23:00:00	1	27.5	0	NaN
00:00:00	1	27.5	0	NaN
01:00:00	0	N/A	N/A	N/A
02:00:00	0	N/A	N/A	N/A
03:00:00	4	24.4	1	42.5
04:00:00	2	32.5	1	37.5
05:00:00	4	30.0	2	32.5
06:00:00	14	25.2	10	35.0
07:00:00	26	21.2	15	33.8
08:00:00	52	14.1	20	33.5
09:00:00	73	10.9	14	32.5
10:00:00	66	10.8	7	32.5
11:00:00	86	9.2	3	32.5
12:00:00	85	11.9	10	33.5
13:00:00	78	10.0	8	32.5
14:00:00	87	11.8	15	33.2
15:00:00	101	9.4	16	33.4
16:00:00	84	12.4	24	34.0
17:00:00	77	11.6	26	33.7
18:00:00	50	15.6	21	33.9
19:00:00	13	24.8	4	35.0
20:00:00	12	26.3	7	33.9



Starting Hour	Count	Average Speed of all Traffic	Violator Counts	Average Speed of Violators
21:00:00	13	24.8	3	34.2
22:00:00	9	28.9	7	33.9
23:00:00	17	21.6	5	34.5
00:00:00	4	33.8	3	35.8
01:00:00	1	27.5	0	NaN
02:00:00	0	N/A	N/A	N/A
03:00:00	1	32.5	1	32.5
04:00:00	1	22.5	0	NaN
05:00:00	3	22.5	0	NaN
06:00:00	9	26.1	4	35.0
07:00:00	16	21.6	5	33.5
08:00:00	35	17.4	10	33.5
09:00:00	65	13.2	20	32.8
10:00:00	88	10.0	10	33.5
11:00:00	86	10.4	14	33.2
12:00:00	86	9.0	8	32.5
13:00:00	86	10.0	21	32.7
14:00:00	108	9.0	14	32.9
15:00:00	108	7.7	10	32.5
16:00:00	91	10.7	20	32.5
17:00:00	77	11.3	18	33.3
18:00:00	56	15.3	21	33.5
19:00:00	44	18.5	20	33.5
20:00:00	17	20.9	6	33.3
21:00:00	17	23.4	8	33.1
22:00:00	15	24.2	3	32.5
23:00:00	1	37.5	1	37.5
00:00:00	1	27.5	0	NaN
01:00:00	1	27.5	0	NaN
02:00:00	1	42.5	1	42.5
03:00:00	2	35.0	2	35.0
04:00:00	0	N/A	N/A	N/A
05:00:00	2	22.5	0	NaN
06:00:00	2	27.5	0	NaN
07:00:00	11	25.9	2	35.0
08:00:00	28	16.5	7	33.2
09:00:00	53	13.2	7	33.2
10:00:00	103	10.1	17	33.7
11:00:00	112	8.5	14	32.9
12:00:00	148	8.3	30	33.3
13:00:00	125	7.9	15	32.8
14:00:00	124	9.0	22	32.7
15:00:00	135	6.9	17	33.1
16:00:00	116	8.1	15	33.2
17:00:00	92	11.2	26	33.1
18:00:00	73	14.2	24	34.4
19:00:00	45	20.7	20	34.3
20:00:00	19	21.4	4	33.8
21:00:00	15	28.2	8	35.6
22:00:00	8	31.9	4	37.5
23:00:00	4	33.8	4	33.8

Starting Hour	Count	Average Speed of all Traffic	Violator Counts	Average Speed of Violators
00:00:00	1	22.5	0	NaN
01:00:00	2	25.0	0	NaN
02:00:00	0	N/A	N/A	N/A
03:00:00	2	27.5	0	NaN
04:00:00	0	N/A	N/A	N/A
05:00:00	7	25.0	3	35.8
06:00:00	18	21.3	6	34.2
07:00:00	41	18.7	16	34.1
08:00:00	65	12.6	17	33.7
09:00:00	68	11.6	17	32.5
10:00:00	71	13.0	19	33.0
11:00:00	94	9.4	11	33.0
12:00:00	78	12.1	13	33.7
13:00:00	81	12.6	13	33.3
14:00:00	96	9.7	17	32.8
15:00:00	64	14.6	13	34.0
16:00:00	84	12.6	26	33.5
17:00:00	63	14.4	26	34.2
18:00:00	33	19.6	15	33.2
19:00:00	18	23.8	5	33.5
20:00:00	14	23.6	3	32.5
21:00:00	12	25.8	5	35.5
22:00:00	13	24.0	3	34.2
23:00:00	4	22.5	0	NaN
00:00:00	1	22.5	0	NaN
01:00:00	0	N/A	N/A	N/A
02:00:00	0	N/A	N/A	N/A
03:00:00	2	37.5	2	37.5
04:00:00	3	30.8	1	37.5
05:00:00	5	23.0	1	37.5
06:00:00	14	28.9	12	34.6
07:00:00	47	17.9	22	33.4
08:00:00	50	16.5	17	32.8
09:00:00	82	11.6	16	32.8
10:00:00	62	11.6	9	32.5
11:00:00	86	10.7	16	32.8
12:00:00	71	12.6	9	33.1
13:00:00	72	12.6	12	32.5
14:00:00	60	13.7	8	33.1
15:00:00	92	10.7	24	33.1
16:00:00	65	15.5	22	34.5
17:00:00	69	13.5	30	34.0
18:00:00	41	18.3	15	33.2
19:00:00	18	25.1	8	33.8
20:00:00	16	23.6	5	33.5
21:00:00	22	19.4	8	32.5
22:00:00	10	28.3	6	33.3
23:00:00	3	35.8	3	35.8
00:00:00	2	30.0	1	32.5
01:00:00	0	N/A	N/A	N/A
02:00:00	0	N/A	N/A	N/A

Starting Hour	Count	Average Speed of all Traffic	Violator Counts	Average Speed of Violators
03:00:00	2	37.5	2	37.5
04:00:00	4	31.3	2	35.0
05:00:00	3	34.2	3	34.2
06:00:00	15	22.5	8	34.4
07:00:00	46	15.8	19	33.8
08:00:00	59	14.7	22	33.9
09:00:00	59	14.3	13	32.9
10:00:00	75	10.9	9	33.1
11:00:00	54	14.1	9	32.5
12:00:00	66	11.7	15	33.2
13:00:00	66	12.5	15	33.2
14:00:00	76	12.9	14	33.6
15:00:00	79	9.5	12	32.5
16:00:00	88	11.4	23	33.6
17:00:00	67	11.8	24	33.1
18:00:00	41	17.1	12	34.6
19:00:00	33	18.4	8	33.8
20:00:00	23	23.9	13	34.8
21:00:00	15	23.8	4	32.5
22:00:00	14	25.7	9	33.6
23:00:00	3	32.5	2	35.0
00:00:00	2	27.5	1	32.5
01:00:00	0	N/A	N/A	N/A
02:00:00	0	N/A	N/A	N/A
03:00:00	1	42.5	1	42.5
04:00:00	1	32.5	1	32.5
05:00:00	5	30.5	2	35.0
06:00:00	17	25.4	12	35.4
07:00:00	49	17.1	21	33.7
08:00:00	71	11.4	22	33.0
09:00:00	56	13.3	11	33.9
10:00:00	83	9.6	15	32.8
11:00:00	72	10.6	15	32.8
12:00:00	63	11.9	13	32.5
13:00:00	82	11.4	15	32.8
14:00:00	84	10.1	20	32.5
15:00:00	87	11.7	13	33.7
16:00:00	82	12.3	29	33.7
17:00:00	82	13.1	26	33.7
18:00:00	46	17.6	15	33.2
19:00:00	27	22.7	10	33.0
20:00:00	23	22.2	8	33.1
21:00:00	21	22.0	12	33.3
22:00:00	20	22.0	9	35.8
23:00:00	1	27.5	0	NaN
00:00:00	1	27.5	0	NaN
01:00:00	1	27.5	0	NaN
02:00:00	0	N/A	N/A	N/A
03:00:00	3	34.2	3	34.2
04:00:00	1	27.5	0	NaN
05:00:00	5	26.0	4	33.8

Starting Hour	Count	Average Speed of all Traffic	Violator Counts	Average Speed of Violators
06:00:00	16	25.8	11	33.9
07:00:00	38	18.9	16	34.7
08:00:00	94	9.9	19	33.0
09:00:00	83	9.8	21	32.5
10:00:00	87	9.6	12	33.3
11:00:00	95	9.2	10	33.0
12:00:00	102	9.2	14	32.9
13:00:00	99	9.0	17	32.5
14:00:00	112	9.2	23	32.9
15:00:00	123	7.7	18	33.1
16:00:00	91	9.4	19	32.5
17:00:00	84	13.0	24	34.4
18:00:00	52	14.2	20	33.5
19:00:00	41	15.9	9	34.7
20:00:00	34	16.5	10	34.5
21:00:00	20	22.4	7	33.9
22:00:00	9	29.4	7	34.6
23:00:00	16	29.8	10	35.0
00:00:00	2	32.5	2	32.5
01:00:00	0	N/A	N/A	N/A
02:00:00	0	N/A	N/A	N/A
03:00:00	2	30.0	1	32.5
04:00:00	0	N/A	N/A	N/A
05:00:00	2	30.0	1	32.5
06:00:00	10	31.0	5	34.5
07:00:00	60	15.0	21	34.2
08:00:00	45	17.1	16	33.1
09:00:00	65	11.3	16	32.8
10:00:00	89	9.5	16	32.8
11:00:00	85	11.5	14	33.6
12:00:00	94	9.3	10	33.0
13:00:00	100	10.2	17	34.3
14:00:00	104	8.6	18	32.8
15:00:00	101	10.8	17	33.7
16:00:00	105	7.6	10	32.5
17:00:00	106	9.7	26	33.7
18:00:00	60	14.8	19	33.3
19:00:00	36	17.9	8	33.1
20:00:00	26	19.4	9	34.7
21:00:00	23	19.8	12	33.3
22:00:00	16	22.0	2	32.5
23:00:00	5	22.0	1	32.5
00:00:00	1	37.5	1	37.5
01:00:00	4	19.4	0	NaN
02:00:00	1	37.5	1	37.5
03:00:00	0	N/A	N/A	N/A
04:00:00	2	35.0	2	35.0
05:00:00	0	N/A	N/A	N/A
06:00:00	4	23.1	1	37.5
07:00:00	34	17.9	22	33.2
08:00:00	35	17.6	16	34.1

Starting Hour	Count	Average Speed of all Traffic	Violator Counts	Average Speed of Violators
09:00:00	72	11.7	13	32.9
10:00:00	75	11.3	17	32.8
11:00:00	103	9.2	20	33.3
12:00:00	86	11.8	24	33.5
13:00:00	98	9.4	12	32.5
14:00:00	111	7.6	9	32.5
15:00:00	101	8.8	11	33.4
16:00:00	93	9.9	22	33.2
17:00:00	90	10.4	24	32.9
18:00:00	51	15.3	12	33.3
19:00:00	41	15.8	14	32.9
20:00:00	22	19.5	5	32.5
21:00:00	8	25.3	2	32.5
22:00:00	3	29.2	1	32.5
23:00:00	4	35.0	4	35.0
00:00:00	0	N/A	N/A	N/A
01:00:00	0	N/A	N/A	N/A
02:00:00	1	37.5	1	37.5
03:00:00	2	35.0	2	35.0
04:00:00	5	26.0	3	34.2
05:00:00	5	31.5	3	34.2
06:00:00	13	23.7	3	34.2
07:00:00	32	18.5	8	35.0
08:00:00	65	13.8	20	33.8
09:00:00	46	16.6	9	34.2
10:00:00	98	9.8	10	33.5
11:00:00	94	9.9	14	32.9
12:00:00	95	10.9	14	32.9
13:00:00	79	11.0	13	33.7
14:00:00	75	10.7	12	32.5
15:00:00	90	11.6	17	33.4
16:00:00	82	11.1	18	33.3
17:00:00	72	14.7	26	33.5
18:00:00	40	19.7	16	33.8
19:00:00	16	21.4	4	32.5
20:00:00	14	24.6	6	32.5
21:00:00	7	27.5	2	32.5
22:00:00	11	28.6	7	33.9
23:00:00	2	30.0	1	32.5
00:00:00	1	27.5	0	NaN
01:00:00	1	22.5	0	NaN
02:00:00	1	37.5	1	37.5
03:00:00	1	37.5	1	37.5
04:00:00	5	32.5	4	33.8
05:00:00	6	32.5	4	35.0
06:00:00	11	26.1	7	35.4
07:00:00	40	21.0	19	34.3
08:00:00	50	14.7	17	33.4
09:00:00	62	13.2	11	32.5
10:00:00	75	10.4	12	32.5
11:00:00	81	9.2	7	32.5

Starting Hour	Count	Average Speed of all Traffic	Violator Counts	Average Speed of Violators
12:00:00	75	11.0	9	34.2
13:00:00	86	11.2	11	33.4
14:00:00	84	10.7	12	32.9
15:00:00	94	11.1	19	32.8
16:00:00	77	13.0	17	34.9
17:00:00	75	10.5	25	32.5
18:00:00	46	15.5	16	33.1
19:00:00	33	15.9	9	32.5
20:00:00	9	22.5	2	32.5
21:00:00	15	24.0	7	33.9
22:00:00	5	29.5	2	35.0
23:00:00	8	26.6	4	33.8
00:00:00	4	26.3	1	37.5
01:00:00	0	N/A	N/A	N/A
02:00:00	0	N/A	N/A	N/A
03:00:00	2	27.5	1	32.5
04:00:00	0	N/A	N/A	N/A
05:00:00	2	32.5	1	37.5
06:00:00	15	29.3	9	34.7
07:00:00	36	20.1	13	34.0
08:00:00	46	15.8	8	33.1
09:00:00	58	14.6	14	32.5
10:00:00	85	11.5	15	33.5
11:00:00	75	10.5	13	32.9
12:00:00	85	10.9	12	32.5
13:00:00	91	9.9	12	32.5
14:00:00	73	11.4	16	33.8
15:00:00	115	8.9	21	32.7
16:00:00	107	9.5	19	33.6
17:00:00	88	11.3	27	33.4
18:00:00	41	17.9	15	34.2
19:00:00	44	14.6	11	33.9
20:00:00	23	22.2	6	33.3
21:00:00	18	23.8	5	33.5
22:00:00	9	29.4	5	36.5
23:00:00	5	29.5	2	35.0
00:00:00	1	32.5	1	32.5
01:00:00	0	N/A	N/A	N/A
02:00:00	0	N/A	N/A	N/A
03:00:00	4	36.3	4	36.3
04:00:00	2	40.0	2	40.0
05:00:00	4	30.0	2	32.5
06:00:00	16	25.2	5	34.5
07:00:00	20	27.3	9	34.7
08:00:00	46	10.7	12	32.9
09:00:00	68	11.1	9	32.5
10:00:00	111	7.8	12	33.3
11:00:00	118	8.9	13	33.3
12:00:00	123	8.1	12	32.9
13:00:00	138	7.5	15	32.8
14:00:00	126	8.0	18	32.8

Starting Hour	Count	Average Speed of all Traffic	Violator Counts	Average Speed of Violators
15:00:00	130	8.0	18	33.1
16:00:00	113	7.0	18	32.5
17:00:00	79	13.3	21	33.9
18:00:00	69	15.1	23	34.0
19:00:00	48	16.5	13	34.4
20:00:00	25	20.8	12	33.8
21:00:00	17	24.4	9	33.6
22:00:00	17	16.2	1	32.5
23:00:00	7	27.9	5	34.5
00:00:00	1	32.5	1	32.5
01:00:00	0	N/A	N/A	N/A
02:00:00	1	37.5	1	37.5
03:00:00	1	37.5	1	37.5
04:00:00	0	N/A	N/A	N/A
05:00:00	5	31.5	3	34.2
06:00:00	3	16.7	0	NaN
07:00:00	13	25.8	5	33.5
08:00:00	46	17.1	14	33.2
09:00:00	70	9.9	13	32.5
10:00:00	107	9.4	13	32.5
11:00:00	125	7.8	5	35.5
12:00:00	158	6.8	10	33.0
13:00:00	146	7.1	8	33.8
14:00:00	137	7.5	19	33.0
15:00:00	151	6.7	24	32.7
16:00:00	122	8.3	18	32.8
17:00:00	90	9.2	25	32.7
18:00:00	59	16.9	25	33.9
19:00:00	39	17.4	10	33.0
20:00:00	36	19.7	12	32.5
21:00:00	10	23.5	3	34.2
22:00:00	13	26.0	8	33.8
23:00:00	6	30.0	2	35.0
00:00:00	3	29.2	1	32.5
01:00:00	0	N/A	N/A	N/A
02:00:00	0	N/A	N/A	N/A
03:00:00	1	27.5	0	NaN
04:00:00	0	N/A	N/A	N/A
05:00:00	6	34.2	5	35.5
06:00:00	5	21.0	0	NaN
07:00:00	17	22.6	5	34.5
08:00:00	40	16.1	12	32.5
09:00:00	65	12.8	15	33.2
10:00:00	76	9.1	10	32.5
11:00:00	120	7.8	15	32.5
12:00:00	94	10.1	11	33.4
13:00:00	104	9.7	14	33.2
14:00:00	122	7.3	8	33.1
15:00:00	111	9.0	18	32.8
16:00:00	127	8.0	23	32.9
17:00:00	67	13.1	23	32.9

Starting Hour	Count	Average Speed of all Traffic	Violator Counts	Average Speed of Violators
18:00:00	47	17.0	27	34.4
19:00:00	32	19.7	8	33.1
20:00:00	22	19.3	3	35.8
21:00:00	18	21.0	6	33.3
22:00:00	8	25.3	3	32.5
23:00:00	5	29.5	2	32.5
00:00:00	3	32.5	2	35.0
01:00:00	2	35.0	2	35.0
02:00:00	1	37.5	1	37.5
03:00:00	0	N/A	N/A	N/A
04:00:00	1	32.5	1	32.5
05:00:00	1	42.5	1	42.5
06:00:00	1	27.5	0	NaN
07:00:00	12	25.0	6	34.2
08:00:00	26	19.6	7	33.2
09:00:00	40	14.8	4	32.5
10:00:00	80	11.8	21	33.0
11:00:00	100	10.1	19	33.3
12:00:00	92	9.9	17	33.1
13:00:00	79	11.1	21	32.7
14:00:00	106	9.9	13	32.9
15:00:00	106	8.1	24	32.5
16:00:00	85	9.4	18	33.1
17:00:00	54	13.6	18	32.5
18:00:00	32	16.8	6	34.2
19:00:00	20	17.8	9	32.5
20:00:00	12	24.2	5	33.5
21:00:00	8	21.9	2	32.5
22:00:00	1	27.5	0	NaN
23:00:00	1	27.5	0	NaN
00:00:00	0	N/A	N/A	N/A
01:00:00	0	N/A	N/A	N/A
02:00:00	0	N/A	N/A	N/A
03:00:00	1	32.5	1	32.5
04:00:00	1	32.5	1	32.5
05:00:00	6	26.3	5	32.5
06:00:00	15	23.2	7	33.9
07:00:00	36	20.0	17	33.4
08:00:00	52	14.7	17	33.1
09:00:00	48	15.8	14	33.9
10:00:00	80	10.9	11	33.4
11:00:00	56	15.5	11	33.0
12:00:00	81	10.6	14	32.5
13:00:00	68	11.5	7	32.5
14:00:00	88	11.2	14	33.6
15:00:00	73	11.8	18	33.1
16:00:00	77	13.1	19	33.3
17:00:00	89	12.6	32	33.8
18:00:00	35	14.9	14	33.2
19:00:00	22	22.5	6	32.5
20:00:00	16	25.9	6	33.3



Starting Hour	Count	Average Speed of all Traffic	Violator Counts	Average Speed of Violators
21:00:00	9	29.2	4	33.8
22:00:00	3	27.5	0	NaN
23:00:00	5	23.0	1	32.5
00:00:00	0	N/A	N/A	N/A
01:00:00	0	N/A	N/A	N/A
02:00:00	0	N/A	N/A	N/A
03:00:00	2	35.0	2	35.0
04:00:00	6	27.9	5	34.5
05:00:00	5	30.5	2	37.5
06:00:00	17	17.4	7	33.9
07:00:00	38	19.0	16	33.1
08:00:00	47	17.0	16	33.1
09:00:00	72	13.0	18	32.8
10:00:00	63	13.6	10	33.5
11:00:00	72	11.0	13	32.9
12:00:00	77	11.4	8	32.5
13:00:00	92	9.9	17	32.5
14:00:00	98	9.6	11	32.5
15:00:00	85	10.1	17	32.8
16:00:00	91	10.3	23	33.6
17:00:00	76	14.4	24	33.5
18:00:00	48	14.8	15	34.5
19:00:00	30	19.4	8	32.5
20:00:00	19	22.1	7	33.2
21:00:00	8	23.1	6	32.5
22:00:00	8	27.8	4	36.3
23:00:00	4	28.8	2	32.5
00:00:00	1	27.5	0	NaN
01:00:00	0	N/A	N/A	N/A
02:00:00	0	N/A	N/A	N/A
03:00:00	1	27.5	0	NaN
04:00:00	4	31.3	3	32.5
05:00:00	3	27.5	1	32.5
06:00:00	9	28.6	2	32.5
07:00:00	40	19.6	21	33.9
08:00:00	29	16.5	2	32.5
09:00:00	53	13.9	13	32.5
10:00:00	49	15.5	5	32.5
11:00:00	59	15.3	12	32.9
12:00:00	64	13.4	13	33.3
13:00:00	76	12.0	9	33.1
14:00:00	77	12.3	12	34.2
15:00:00	83	12.4	15	33.2
16:00:00	90	12.1	27	33.4
17:00:00	73	11.9	19	33.3
18:00:00	47	14.8	14	32.9
19:00:00	23	19.5	11	33.4
20:00:00	20	22.8	8	33.8
21:00:00	16	14.8	4	32.5
22:00:00	8	27.8	5	33.5
23:00:00	5	32.5	2	42.5

Starting Hour	Count	Average Speed of all Traffic	Violator Counts	Average Speed of Violators
00:00:00	1	22.5	0	NaN
01:00:00	2	20.0	0	NaN
02:00:00	1	32.5	1	32.5
03:00:00	2	37.5	2	37.5
04:00:00	1	32.5	1	32.5
05:00:00	6	26.3	3	34.2
06:00:00	14	26.6	8	35.0
07:00:00	31	19.2	16	33.1
08:00:00	62	13.9	17	32.8
09:00:00	68	11.4	16	33.1
10:00:00	67	11.9	8	33.8
11:00:00	80	10.6	8	32.5
12:00:00	85	12.2	13	32.9
13:00:00	89	10.1	13	32.5
14:00:00	65	11.4	6	32.5
15:00:00	92	9.8	13	32.9
16:00:00	91	12.0	26	33.5
17:00:00	71	14.0	19	33.3
18:00:00	45	13.5	15	34.2
19:00:00	30	18.6	15	32.8
20:00:00	15	20.0	7	32.5
21:00:00	13	23.8	6	34.2
22:00:00	10	31.5	6	35.0
23:00:00	4	32.5	3	34.2
00:00:00	2	27.5	0	NaN
01:00:00	2	27.5	0	NaN
02:00:00	1	27.5	0	NaN
03:00:00	1	32.5	1	32.5
04:00:00	3	30.8	2	32.5
05:00:00	4	30.0	2	32.5
06:00:00	18	22.9	13	35.6
07:00:00	29	20.3	8	33.1
08:00:00	66	11.3	15	32.5
09:00:00	78	11.7	18	33.3
10:00:00	89	9.4	9	33.1
11:00:00	113	9.8	17	33.4
12:00:00	102	10.0	17	32.8
13:00:00	83	10.0	6	32.5
14:00:00	112	9.0	12	33.8
15:00:00	98	11.2	26	33.3
16:00:00	85	12.1	23	33.4
17:00:00	94	11.5	31	33.5
18:00:00	43	19.8	12	35.0
19:00:00	26	20.9	8	33.8
20:00:00	26	17.9	6	32.5
21:00:00	15	23.7	6	35.0
22:00:00	20	24.0	9	34.7
23:00:00	6	25.4	3	32.5
00:00:00	3	18.3	0	NaN
01:00:00	0	N/A	N/A	N/A
02:00:00	0	N/A	N/A	N/A

Starting Hour	Count	Average Speed of all Traffic	Violator Counts	Average Speed of Violators
03:00:00	1	27.5	0	NaN
04:00:00	2	32.5	2	32.5
05:00:00	2	37.5	2	37.5
06:00:00	3	30.8	2	32.5
07:00:00	14	25.9	2	37.5
08:00:00	39	18.2	13	32.9
09:00:00	43	15.5	12	33.3
10:00:00	102	9.1	14	32.5
11:00:00	69	12.5	13	32.5
12:00:00	89	8.7	7	32.5
13:00:00	98	9.0	8	32.5
14:00:00	83	9.2	10	32.5
15:00:00	110	7.9	6	34.2
16:00:00	92	9.7	10	32.5
17:00:00	78	10.8	23	32.9
18:00:00	44	19.5	16	34.4
19:00:00	29	18.2	7	33.2
20:00:00	21	20.5	6	33.3
21:00:00	15	28.7	9	33.6
22:00:00	14	21.8	8	33.8
23:00:00	13	23.3	3	34.2
00:00:00	2	30.0	1	37.5
01:00:00	2	27.5	0	NaN
02:00:00	2	27.5	0	NaN
03:00:00	0	N/A	N/A	N/A
04:00:00	1	37.5	1	37.5
05:00:00	2	30.0	1	32.5
06:00:00	2	35.0	2	35.0
07:00:00	10	31.0	6	35.0
08:00:00	29	17.5	6	33.3
09:00:00	64	11.3	8	32.5
10:00:00	100	10.2	20	32.8
11:00:00	124	8.4	22	33.2
12:00:00	111	8.7	9	33.1
13:00:00	119	8.0	10	33.0
14:00:00	123	7.5	18	32.8
15:00:00	101	10.0	16	33.4
16:00:00	97	9.9	24	33.5
17:00:00	89	11.1	25	33.1
18:00:00	48	13.8	13	34.4
19:00:00	32	15.9	7	32.5
20:00:00	29	17.3	13	32.9
21:00:00	4	31.3	2	35.0
22:00:00	7	32.5	5	34.5
23:00:00	2	32.5	2	32.5
00:00:00	1	22.5	0	NaN
01:00:00	0	N/A	N/A	N/A
02:00:00	0	N/A	N/A	N/A
03:00:00	1	32.5	1	32.5
04:00:00	3	32.5	2	35.0
05:00:00	2	32.5	1	37.5

Starting Hour	Count	Average Speed of all Traffic	Violator Counts	Average Speed of Violators
06:00:00	19	23.8	10	34.5
07:00:00	33	22.0	14	33.6
08:00:00	51	12.2	15	32.5
09:00:00	77	11.8	21	32.5
10:00:00	86	11.0	12	33.3
11:00:00	84	10.4	12	32.9
12:00:00	84	9.5	8	32.5
13:00:00	84	10.2	19	32.5
14:00:00	87	10.3	14	32.5
15:00:00	89	9.8	18	32.8
16:00:00	82	11.4	16	33.4
17:00:00	80	11.6	25	33.7
18:00:00	43	20.1	21	33.7
19:00:00	16	21.6	5	33.5
20:00:00	19	20.1	10	32.5
21:00:00	10	28.0	3	35.8
22:00:00	7	31.8	5	33.5
23:00:00	1	27.5	0	NaN
00:00:00	2	30.0	1	37.5
01:00:00	0	N/A	N/A	N/A
02:00:00	0	N/A	N/A	N/A
03:00:00	1	37.5	1	37.5
04:00:00	1	37.5	1	37.5
05:00:00	7	27.1	6	33.3
06:00:00	18	20.0	9	32.5
07:00:00	39	17.7	15	33.5
08:00:00	57	14.6	21	33.5
09:00:00	55	12.3	5	32.5
10:00:00	75	11.8	10	32.5
11:00:00	84	10.6	9	32.5
12:00:00	87	9.5	11	32.5
13:00:00	76	11.4	18	34.2
14:00:00	88	10.0	16	33.1
15:00:00	87	9.3	21	32.5
16:00:00	92	9.8	16	33.1
17:00:00	93	10.5	28	33.8
18:00:00	45	12.3	15	33.5
19:00:00	19	20.8	4	33.8
20:00:00	21	25.7	10	33.0
21:00:00	13	23.7	5	33.5
22:00:00	20	21.1	8	33.8
23:00:00	4	30.0	2	32.5
00:00:00	1	22.5	0	NaN
01:00:00	1	27.5	0	NaN
02:00:00	0	N/A	N/A	N/A
03:00:00	1	37.5	1	37.5
04:00:00	1	27.5	0	NaN
05:00:00	6	30.8	3	34.2
06:00:00	21	24.4	12	33.8
07:00:00	47	18.1	24	34.4
08:00:00	55	16.7	23	33.2

Starting Hour	Count	Average Speed of all Traffic	Violator Counts	Average Speed of Violators
09:00:00	70	13.2	17	33.4
10:00:00	79	10.9	12	32.9
11:00:00	93	9.6	16	32.8
12:00:00	86	10.3	14	32.9
13:00:00	84	10.5	10	32.5
14:00:00	103	9.0	9	32.5
15:00:00	92	10.4	16	32.8
16:00:00	106	10.1	30	33.7
17:00:00	74	12.4	25	33.7
18:00:00	47	19.8	21	33.9
19:00:00	34	19.3	12	33.3
20:00:00	21	24.6	9	33.6
21:00:00	19	23.4	7	33.9
22:00:00	12	29.4	9	34.7
23:00:00	2	32.5	2	32.5
00:00:00	3	32.5	1	42.5
01:00:00	1	27.5	0	NaN
02:00:00	0	N/A	N/A	N/A
03:00:00	1	32.5	1	32.5
04:00:00	2	27.5	0	NaN
05:00:00	8	24.4	6	35.8
06:00:00	16	25.5	11	33.4
07:00:00	45	19.0	26	33.8
08:00:00	62	12.2	15	32.8
09:00:00	64	13.2	16	32.8
10:00:00	93	9.5	7	33.9
11:00:00	89	10.1	13	32.9
12:00:00	108	9.2	21	33.0
13:00:00	92	9.5	11	32.5
14:00:00	97	9.7	13	33.3
15:00:00	102	9.7	20	32.8
16:00:00	96	8.6	22	32.7
17:00:00	81	10.6	17	33.4
18:00:00	37	18.8	7	33.9
19:00:00	25	24.5	10	34.0
20:00:00	23	21.0	6	34.2
21:00:00	14	27.5	8	35.0
22:00:00	12	29.0	7	34.6
23:00:00	4	36.3	4	36.3
00:00:00	1	22.5	0	NaN
01:00:00	0	N/A	N/A	N/A
02:00:00	0	N/A	N/A	N/A
03:00:00	1	37.5	1	37.5
04:00:00	1	27.5	0	NaN
05:00:00	2	37.5	2	37.5
06:00:00	13	25.2	4	35.0
07:00:00	41	17.5	18	34.2
08:00:00	70	11.5	19	33.6
09:00:00	77	12.1	14	32.9
10:00:00	94	8.6	5	32.5
11:00:00	93	8.9	8	33.1

Starting Hour	Count	Average Speed of all Traffic	Violator Counts	Average Speed of Violators
12:00:00	105	8.8	15	32.8
13:00:00	99	9.7	17	33.1
14:00:00	107	8.4	11	32.5
15:00:00	123	8.7	20	32.5
16:00:00	99	9.7	22	32.7
17:00:00	99	10.4	34	32.8
18:00:00	57	16.9	25	33.9
19:00:00	25	23.2	8	34.4
20:00:00	23	22.8	10	33.0
21:00:00	25	19.0	4	33.8
22:00:00	16	24.8	8	33.8
23:00:00	27	20.8	11	32.5
00:00:00	32	17.7	11	33.9
01:00:00	9	27.2	3	35.8
02:00:00	1	37.5	1	37.5
03:00:00	4	27.5	1	32.5
04:00:00	1	27.5	0	NaN
05:00:00	1	22.5	0	NaN
06:00:00	5	31.5	3	35.8
07:00:00	22	18.9	2	32.5
08:00:00	46	16.9	10	35.0
09:00:00	89	9.9	12	33.3
10:00:00	113	8.4	12	32.5
11:00:00	132	6.6	12	32.5
12:00:00	124	7.6	10	32.5
13:00:00	101	9.4	15	32.5
14:00:00	111	8.7	12	33.3
15:00:00	99	8.3	9	33.6
16:00:00	99	9.6	13	34.0
17:00:00	79	12.8	31	33.5
18:00:00	43	16.9	12	33.3
19:00:00	51	16.3	16	33.1
20:00:00	26	23.6	10	33.5
21:00:00	16	21.6	5	34.5
22:00:00	17	21.6	6	32.5
23:00:00	6	25.4	3	32.5
00:00:00	7	22.9	1	37.5
01:00:00	1	32.5	1	32.5
02:00:00	0	N/A	N/A	N/A
03:00:00	0	N/A	N/A	N/A
04:00:00	1	17.5	0	NaN
05:00:00	5	33.5	4	35.0
06:00:00	10	27.5	3	34.2
07:00:00	40	15.3	7	33.9
08:00:00	77	8.8	7	32.5
09:00:00	144	6.6	17	32.8
10:00:00	209	5.3	15	33.5
11:00:00	172	6.1	25	32.7
12:00:00	156	6.0	16	32.5
13:00:00	143	7.1	13	32.9
14:00:00	120	9.3	24	33.1

Starting Hour	Count	Average Speed of all Traffic	Violator Counts	Average Speed of Violators
15:00:00	146	7.2	24	32.5
16:00:00	141	7.7	34	33.2
17:00:00	106	10.4	43	33.3
18:00:00	61	16.0	32	33.9
19:00:00	38	19.7	17	34.6
20:00:00	14	20.0	3	32.5
21:00:00	15	27.0	8	33.1
22:00:00	10	24.0	5	33.5
23:00:00	1	27.5	0	NaN
00:00:00	1	32.5	1	32.5
01:00:00	0	N/A	N/A	N/A
02:00:00	0	N/A	N/A	N/A
03:00:00	1	42.5	1	42.5
04:00:00	2	35.0	2	35.0
05:00:00	6	26.3	4	33.8
06:00:00	15	28.0	7	35.4
07:00:00	37	21.3	16	34.1
08:00:00	58	15.8	24	33.1
09:00:00	76	11.2	15	33.8
10:00:00	82	9.3	14	32.5
11:00:00	95	9.2	11	32.5
12:00:00	75	12.1	11	34.3
13:00:00	80	9.3	17	32.8
14:00:00	88	11.1	18	32.8
15:00:00	83	10.4	12	32.5
16:00:00	99	10.6	32	33.3
17:00:00	88	11.2	34	33.2
18:00:00	51	15.9	23	33.2
19:00:00	43	18.0	12	33.3
20:00:00	30	15.9	9	33.1
21:00:00	18	18.8	3	32.5
22:00:00	5	24.0	2	32.5
23:00:00	2	13.8	0	NaN
00:00:00	0	N/A	N/A	N/A
01:00:00	0	N/A	N/A	N/A
02:00:00	0	N/A	N/A	N/A
03:00:00	1	37.5	1	37.5
04:00:00	0	N/A	N/A	N/A
05:00:00	8	31.3	5	34.5
06:00:00	19	25.3	11	33.9
07:00:00	37	18.0	11	33.4
08:00:00	57	14.2	17	33.4
09:00:00	70	12.0	25	32.7
10:00:00	71	10.4	10	32.5
11:00:00	73	9.7	7	32.5
12:00:00	88	10.3	8	33.1
13:00:00	74	12.1	10	34.0
14:00:00	106	10.4	15	33.8
15:00:00	108	9.2	17	32.8
16:00:00	86	11.9	18	33.6
17:00:00	89	11.1	27	33.2

Starting Hour	Count	Average Speed of all Traffic	Violator Counts	Average Speed of Violators
18:00:00	43	18.1	17	33.4
19:00:00	33	13.9	5	33.5
20:00:00	23	23.8	9	33.1
21:00:00	11	24.3	4	33.8
22:00:00	4	23.1	1	37.5
23:00:00	4	25.0	1	32.5











Incoming Histogram

B1257 outward to 22nd June 2022

from Tue-Apr-19-2022-01-00-PM to Wed-Jun-22-2022-01-59-PM

Date	Starting Hr:min	<5 5 to <10	10 to <15	15 to <20	20 to <25	25 to <30	30 to <35	35 to <40	40 to <45	45 to <50	50 to <55	55 to <60	60 to <65	65 to <70	70 to <75	75 to <80	80 to <85	85 to <90	90 to <95	95 to <100	100 to <105	105 to <110	110 to <115	115 to <120	120 to <125	125 to <130	130 to <135	135 to <140	140 to <145	145 to <150	150 to <155	155 to <160	160 to <165	165 to <170	170 to <175	175 to <180	180 to <185	185 to <190	190 to <195	195 to >200	Total Counts	85pct Speed	10MPH Pace	% in pace	# of Speeders	% Speeders
23/04/2022	00:00	0	0	0	1	1	1	0	1	0	0	0	0	0	0	0	0	0	0	0	0	0	0	0	0	0	0	0	0	0	0	0	0	0	0	0	0	0	0	4	35	25 to 35	75.0	2	50.0	
23/04/2022	01:00	0	0	0	0	0	0	1	0	0	0	0	0	0	0	0	0	0	0	0	0	0	0	0	0	0	0	0	0	0	0	0	0	0	0	0	0	0	0	1	40	30 to 40	100.0	1	100.0	
23/04/2022	02:00	0	0	0	0	0	1	1	1	0	0	0	0	0	0	0	0	0	0	0	0	0	0	0	0	0	0	0	0	0	0	0	0	0	0	0	0	0	0	3	45	35 to 45	100.0	3	100.0	
23/04/2022	03:00	0	0	0	0	1	1	0	0	0	0	0	0	0	0	0	0	0	0	0	0	0	0	0	0	0	0	0	0	0	0	0	0	0	0	0	0	0	0	2	35	25 to 35	100.0	1	50.0	
23/04/2022	04:00	0	0	0	0	0	1	1	0	0	0	0	0	0	0	0	0	0	0	0	0	0	0	0	0	0	0	0	0	0	0	0	0	0	0	0	0	0	0	2	40	30 to 40	100.0	2	100.0	
23/04/2022	05:00	0	0	0	0	2	0	0	1	0	0	0	0	0	0	0	0	0	0	0	0	0	0	0	0	0	0	0	0	0	0	0	0	0	0	0	0	0	0	3	45	20 to 30	66.7	1	33.3	
23/04/2022	06:00	0	0	0	1	6	2	1	1	0	0	0	0	0	0	0	0	0	0	0	0	0	0	0	0	0	0	0	0	0	0	0	0	0	0	0	0	0	0	11	35	25 to 35	81.8	4	36.4	
23/04/2022	07:00	0	0	0	0	8	5	1	0	0	0	0	0	0	0	0	0	0	0	0	0	0	0	0	0	0	0	0	0	0	0	0	0	0	0	0	0	0	0	14	34	30 to 40	100.0	6	42.9	
23/04/2022	08:00	0	1	0	3	26	17	4	0	0	0	0	0	0	0	0	0	0	0	0	0	0	0	0	0	0	0	0	0	0	0	0	0	0	0	0	0	0	51	33.8	30 to 40	92.2	21	41.2		
23/04/2022	09:00	0	0	1	11	27	14	2	0	0	0	0	0	0	0	0	0	0	0	0	0	0	0	0	0	0	0	0	0	0	0	0	0	0	0	0	0	0	55	32.9	25 to 35	94.5	16	29.1		
23/04/2022	10:00	0	1	0	13	38	16	3	0	0	0	0	0	0	0	0	0	0	0	0	0	0	0	0	0	0	0	0	0	0	0	0	0	0	0	0	0	0	71	32.5	25 to 35	94.4	19	26.8		
23/04/2022	11:00	0	0	2	20	47	15	0	0	0	0	0	0	0	0	0	0	0	0	0	0	0	0	0	0	0	0	0	0	0	0	0	0	0	0	0	0	0	84	30.7	25 to 35	97.6	15	17.9		
23/04/2022	12:00	0	1	4	18	35	16	0	0	0	0	0	0	0	0	0	0	0	0	0	0	0	0	0	0	0	0	0	0	0	0	0	0	0	0	0	0	0	74	31.6	25 to 35	93.2	16	21.6		
23/04/2022	13:00	0	0	1	18	55	21	1	0	0	0	0	0	0	0	0	0	0	0	0	0	0	0	0	0	0	0	0	0	0	0	0	0	0	0	0	0	0	96	31.9	25 to 35	97.9	22	22.9		
23/04/2022	14:00	0	0	5	28	41	20	3	0	0	0	0	0	0	0	0	0	0	0	0	0	0	0	0	0	0	0	0	0	0	0	0	0	0	0	0	0	0	97	32	25 to 35	91.8	23	23.7		
23/04/2022	15:00	0	1	3	27	65	17	2	0	0	0	0	0	0	0	0	0	0	0	0	0	0	0	0	0	0	0	0	0	0	0	0	0	0	0	0	0	0	115	30.6	25 to 35	94.8	19	16.5		
23/04/2022	16:00	0	0	1	24	36	9	3	0	0	0	0	0	0	0	0	0	0	0	0	0	0	0	0	0	0	0	0	0	0	0	0	0	0	0	0	0	0	73	30.6	25 to 35	94.5	12	16.4		
23/04/2022	17:00	0	1	4	12	32	14	4	1	0	0	0	0	0	0	0	0	0	0	0	0	0	0	0	0	0	0	0	0	0	0	0	0	0	0	0	0	0	68	33.2	25 to 35	85.3	19	27.9		
23/04/2022	18:00	0	0	1	6	26	12	8	1	0	0	0	0	0	0	0	0	0	0	0	0	0	0	0	0	0	0	0	0	0	0	0	0	0	0	0	0	0	54	35.6	30 to 40	85.2	21	38.9		
23/04/2022	19:00	0	0	1	4	17	4	4	0	0	0	0	0	0	0	0	0	0	0	0	0	0	0	0	0	0	0	0	0	0	0	0	0	0	0	0	0	0	30	35	25 to 35	83.3	8	26.7		
23/04/2022	20:00	0	0	0	0	11	10	1	0	0	0	0	0	0	0	0	0	0	0	0	0	0	0	0	0	0	0	0	0	0	0	0	0	0	0	0	0	0	22	34	30 to 40	100.0	11	50.0		
23/04/2022	21:00	0	0	0	3	7	4	0	0	0	0	0	0	0	0	0	0	0	0	0	0	0	0	0	0	0	0	0	0	0	0	0	0	0	0	0	0	0	14	32.5	25 to 35	100.0	4	28.6		
23/04/2022	22:00	0	0	0	1	3	5	2	1	0	0	0	0	0	0	0	0	0	0	0	0	0	0	0	0	0	0	0	0	0	0	0	0	0	0	0	0	0	12	37.5	30 to 40	83.3	8	66.7		
23/04/2022	23:00	0	1	0	0	2	2	0	0	1	0	0	0	0	0	0	0	0	0	0	0	0	0	0	0	0	0	0	0	0	0	0	0	0	0	0	0	0	6	35	25 to 35	66.7	3	50.0		
24 Hr Summary		0	1	5	23	190	486	207	42	7	1	0	0	0	0	0	0	0	0	0	0	0	0	0	0	0	0	0	0	0	0	0	0	0	0	0	0	0	962	32.7	25 to 35	91.8	257	26.7		















Incoming Histogram

B1257 outward to 22nd June 2022

from Tue-Apr-19-2022-01-00-PM to Wed-Jun-22-2022-01-59-PM

Date	Starting Hr:min	<5	5 to <10	10 to <15	15 to <20	20 to <25	25 to <30	30 to <35	35 to <40	40 to <45	45 to <50	50 to <55	55 to <60	60 to <65	65 to <70	70 to <75	75 to <80	80 to <85	85 to <90	90 to <95	95 to <100	100 to <105	105 to <110	110 to <115	115 to <120	120 to <125	125 to <130	130 to <135	135 to <140	140 to <145	145 to <150	150 to <155	155 to <160	160 to <165	165 to <170	170 to <175	175 to <180	180 to <185	185 to <190	190 to <195	195 to >200	Total Counts	85pct Speed	10MPH Pace	% in pace	# of Speeders	% Speeders
30/04/2022	00:00	0	0	0	1	2	1	0	0	0	0	0	0	0	0	0	0	0	0	0	0	0	0	0	0	0	0	0	0	0	0	0	0	0	0	0	0	0	0	0	0	4	30	25 to 35	100.0	1	25.0
30/04/2022	01:00	0	0	0	0	1	0	0	0	0	0	0	0	0	0	0	0	0	0	0	0	0	0	0	0	0	0	0	0	0	0	0	0	0	0	0	0	0	0	0	0	1	30	20 to 30	100.0	*	*
30/04/2022	02:00	0	0	0	0	1	0	0	0	0	0	0	0	0	0	0	0	0	0	0	0	0	0	0	0	0	0	0	0	0	0	0	0	0	0	0	0	0	0	0	0	1	30	20 to 30	100.0	*	*
30/04/2022	03:00	0	0	0	2	2	1	0	0	0	0	0	0	0	0	0	0	0	0	0	0	0	0	0	0	0	0	0	0	0	0	0	0	0	0	0	0	0	0	0	0	5	30	25 to 35	100.0	1	20.0
30/04/2022	04:00	0	0	1	1	0	1	0	0	1	0	0	0	0	0	0	0	0	0	0	0	0	0	0	0	0	0	0	0	0	0	0	0	0	0	0	0	0	0	0	0	4	30	10 to 20	50.0	1	25.0
30/04/2022	05:00	0	0	0	0	1	1	2	0	0	0	0	0	0	0	0	0	0	0	0	0	0	0	0	0	0	0	0	0	0	0	0	0	0	0	0	0	0	0	0	0	4	37.5	30 to 40	100.0	3	75.0
30/04/2022	06:00	0	0	0	0	3	1	0	0	0	0	0	0	0	0	0	0	0	0	0	0	0	0	0	0	0	0	0	0	0	0	0	0	0	0	0	0	0	0	0	0	4	30	25 to 35	100.0	1	25.0
30/04/2022	07:00	0	0	0	2	10	5	2	0	0	0	0	0	0	0	0	0	0	0	0	0	0	0	0	0	0	0	0	0	0	0	0	0	0	0	0	0	0	0	0	0	19	34	25 to 35	89.5	7	36.8
30/04/2022	08:00	0	0	1	10	7	27	11	4	0	0	0	0	0	0	0	0	0	0	0	0	0	0	0	0	0	0	0	0	0	0	0	0	0	0	0	0	0	0	0	0	60	32.7	25 to 35	75.0	15	25.0
30/04/2022	09:00	0	0	1	4	13	50	10	1	0	0	0	0	0	0	0	0	0	0	0	0	0	0	0	0	0	0	0	0	0	0	0	0	0	0	0	0	0	0	0	0	79	29.9	25 to 35	92.4	11	13.9
30/04/2022	10:00	0	0	1	2	21	54	9	0	0	0	0	0	0	0	0	0	0	0	0	0	0	0	0	0	0	0	0	0	0	0	0	0	0	0	0	0	0	0	0	0	87	29.6	25 to 35	96.6	9	10.3
30/04/2022	11:00	0	0	6	12	38	66	28	3	0	0	0	0	0	0	0	0	0	0	0	0	0	0	0	0	0	0	0	0	0	0	0	0	0	0	0	0	0	0	0	0	153	31.4	25 to 35	86.3	31	20.3
30/04/2022	12:00	0	0	2	9	45	62	16	2	0	0	0	0	0	0	0	0	0	0	0	0	0	0	0	0	0	0	0	0	0	0	0	0	0	0	0	0	0	0	0	0	136	29.8	25 to 35	90.4	18	13.2
30/04/2022	13:00	0	0	0	4	42	74	14	2	1	0	0	0	0	0	0	0	0	0	0	0	0	0	0	0	0	0	0	0	0	0	0	0	0	0	0	0	0	0	0	0	137	29.7	25 to 35	94.9	17	12.4
30/04/2022	14:00	0	0	2	13	38	88	22	1	0	0	0	0	0	0	0	0	0	0	0	0	0	0	0	0	0	0	0	0	0	0	0	0	0	0	0	0	0	0	0	0	164	29.9	25 to 35	90.2	23	14.0
30/04/2022	15:00	0	0	0	5	31	68	10	3	0	0	0	0	0	0	0	0	0	0	0	0	0	0	0	0	0	0	0	0	0	0	0	0	0	0	0	0	0	0	0	0	117	29.6	25 to 35	93.2	13	11.1
30/04/2022	16:00	0	0	0	3	26	67	16	3	0	0	0	0	0	0	0	0	0	0	0	0	0	0	0	0	0	0	0	0	0	0	0	0	0	0	0	0	0	0	0	0	115	30.6	25 to 35	94.8	19	16.5
30/04/2022	17:00	0	0	0	2	18	33	21	4	0	0	0	0	0	0	0	0	0	0	0	0	0	0	0	0	0	0	0	0	0	0	0	0	0	0	0	0	0	0	0	0	78	33.1	25 to 35	92.3	25	32.1
30/04/2022	18:00	0	0	1	1	6	26	17	3	0	0	0	0	0	0	0	0	0	0	0	0	0	0	0	0	0	0	0	0	0	0	0	0	0	0	0	0	0	0	0	0	54	33.5	25 to 35	90.7	20	37.0
30/04/2022	19:00	0	0	0	1	8	12	9	1	1	0	1	0	0	0	0	0	0	0	0	0	0	0	0	0	0	0	0	0	0	0	0	0	0	0	0	0	0	0	0	0	33	33.9	25 to 35	87.9	12	36.4
30/04/2022	20:00	0	0	0	0	3	13	2	0	0	0	0	0	0	0	0	0	0	0	0	0	0	0	0	0	0	0	0	0	0	0	0	0	0	0	0	0	0	0	0	0	18	29.6	25 to 35	100.0	2	11.1
30/04/2022	21:00	0	0	0	0	12	7	1	0	0	0	0	0	0	0	0	0	0	0	0	0	0	0	0	0	0	0	0	0	0	0	0	0	0	0	0	0	0	0	0	0	20	33.6	30 to 40	100.0	8	40.0
30/04/2022	22:00	0	0	0	1	9	4	1	0	0	0	0	0	0	0	0	0	0	0	0	0	0	0	0	0	0	0	0	0	0	0	0	0	0	0	0	0	0	0	0	0	15	33.8	25 to 35	93.3	5	33.3
30/04/2022	23:00	0	0	0	1	5	2	0	0	0	0	0	0	0	0	0	0	0	0	0	0	0	0	0	0	0	0	0	0	0	0	0	0	0	0	0	0	0	0	0	0	8	32.5	25 to 35	100.0	2	25.0
24 Hr Summary		0	0	15	67	303	687	207	33	3	0	1	0	0	0	0	0	0	0	0	0	0	0	0	0	0	0	0	0	0	0	0	0	0	0	0	0	0	0	0	0	1316	31.1	25 to 35	91.0	244	18.5

































Incoming Histogram  
 B1257 outward to 22nd June 2022

from Tue-Apr-19-2022-01-00-PM to Wed-Jun-22-2022-01-59-PM

Date	Starting Hr:min	<5 5 to <10	10 to <15	15 to <20	20 to <25	25 to <30	30 to <35	35 to <40	40 to <45	45 to <50	50 to <55	55 to <60	60 to <65	65 to <70	70 to <75	75 to <80	80 to <85	85 to <90	90 to <95	95 to <100	100 to <105	105 to <110	110 to <115	115 to <120	120 to <125	125 to <130	130 to <135	135 to <140	140 to <145	145 to <150	150 to <155	155 to <160	160 to <165	165 to <170	170 to <175	175 to <180	180 to <185	185 to <190	190 to <195	195 to >200	Total Counts	85pct Speed	10MPH Pace	% in pace	# of Speeders	% Speeders							
15/05/2022	00:00	0	0	0	0	1	0	0	0	0	0	0	0	0	0	0	0	0	0	0	0	0	0	0	0	0	0	0	0	0	0	0	0	0	0	0	0	0	0	0	1	30	20 to 30	100.0	*	*							
15/05/2022	01:00	0	0	0	0	0	0	0	0	0	0	0	0	0	0	0	0	0	0	0	0	0	0	0	0	0	0	0	0	0	0	0	0	0	0	0	0	0	0	0	0	0	0	0	0	0	0	*	*	*	*		
15/05/2022	02:00	0	0	0	0	0	0	0	0	0	0	0	0	0	0	0	0	0	0	0	0	0	0	0	0	0	0	0	0	0	0	0	0	0	0	0	0	0	0	0	0	0	0	0	0	0	0	0	0	*	*	*	*
15/05/2022	03:00	0	0	0	0	0	1	0	0	0	0	0	0	0	0	0	0	0	0	0	0	0	0	0	0	0	0	0	0	0	0	0	0	0	0	0	0	0	0	0	0	0	1	35	25 to 35	100.0	1	100.0					
15/05/2022	04:00	0	0	0	0	0	0	0	0	0	0	0	0	0	0	0	0	0	0	0	0	0	0	0	0	0	0	0	0	0	0	0	0	0	0	0	0	0	0	0	0	0	0	0	0	0	0	0	*	*	*	*	
15/05/2022	05:00	0	0	0	0	1	1	0	0	0	0	0	0	0	0	0	0	0	0	0	0	0	0	0	0	0	0	0	0	0	0	0	0	0	0	0	0	0	0	0	0	0	2	35	25 to 35	100.0	1	50.0					
15/05/2022	06:00	0	0	0	0	2	1	0	0	0	0	0	0	0	0	0	0	0	0	0	0	0	0	0	0	0	0	0	0	0	0	0	0	0	0	0	0	0	0	0	0	0	3	35	25 to 35	100.0	1	33.3					
15/05/2022	07:00	0	0	0	1	3	2	2	0	0	0	0	0	0	0	0	0	0	0	0	0	0	0	0	0	0	0	0	0	0	0	0	0	0	0	0	0	0	0	0	0	0	8	37.5	30 to 40	87.5	4	50.0					
15/05/2022	08:00	0	0	0	1	21	6	0	0	0	0	0	0	0	0	0	0	0	0	0	0	0	0	0	0	0	0	0	0	0	0	0	0	0	0	0	0	0	0	0	0	28	31.7	25 to 35	100.0	6	21.4						
15/05/2022	09:00	0	0	1	8	22	7	2	0	0	0	0	0	0	0	0	0	0	0	0	0	0	0	0	0	0	0	0	0	0	0	0	0	0	0	0	0	0	0	0	40	32.1	25 to 35	92.5	9	22.5							
15/05/2022	10:00	0	0	1	17	51	13	3	0	0	0	0	0	0	0	0	0	0	0	0	0	0	0	0	0	0	0	0	0	0	0	0	0	0	0	0	0	0	0	0	85	31.2	25 to 35	95.3	16	18.8							
15/05/2022	11:00	0	1	6	22	57	15	1	0	0	0	0	0	0	0	0	0	0	0	0	0	0	0	0	0	0	0	0	0	0	0	0	0	0	0	0	0	0	0	102	30.3	25 to 35	92.2	16	15.7								
15/05/2022	12:00	0	1	5	33	53	16	3	0	0	0	0	0	0	0	0	0	0	0	0	0	0	0	0	0	0	0	0	0	0	0	0	0	0	0	0	0	0	0	112	30.6	25 to 35	91.1	19	17.0								
15/05/2022	13:00	0	0	5	26	49	12	0	1	0	0	0	0	0	0	0	0	0	0	0	0	0	0	0	0	0	0	0	0	0	0	0	0	0	0	0	0	0	0	93	29.9	25 to 35	93.5	13	14.0								
15/05/2022	14:00	0	0	2	29	69	13	0	1	0	0	0	0	0	0	0	0	0	0	0	0	0	0	0	0	0	0	0	0	0	0	0	0	0	0	0	0	0	0	114	29.8	25 to 35	97.4	14	12.3								
15/05/2022	15:00	0	0	2	27	64	12	3	0	0	0	0	0	0	0	0	0	0	0	0	0	0	0	0	0	0	0	0	0	0	0	0	0	0	0	0	0	0	0	116	29.8	25 to 35	88.8	15	12.9								
15/05/2022	16:00	0	0	1	16	53	20	3	1	0	0	0	0	0	0	0	0	0	0	0	0	0	0	0	0	0	0	0	0	0	0	0	0	0	0	0	0	0	0	94	32.5	25 to 35	94.7	24	25.5								
15/05/2022	17:00	0	0	1	12	37	25	2	0	0	0	0	0	0	0	0	0	0	0	0	0	0	0	0	0	0	0	0	0	0	0	0	0	0	0	0	0	0	0	77	33	25 to 35	96.1	27	35.1								
15/05/2022	18:00	0	0	3	9	22	13	1	0	0	0	0	0	0	0	0	0	0	0	0	0	0	0	0	0	0	0	0	0	0	0	0	0	0	0	0	0	0	0	48	32.7	25 to 35	91.7	14	29.2								
15/05/2022	19:00	0	0	3	4	12	4	2	0	0	0	0	0	0	0	0	0	0	0	0	0	0	0	0	0	0	0	0	0	0	0	0	0	0	0	0	0	0	0	25	32.5	25 to 35	80.0	6	24.0								
15/05/2022	20:00	0	0	0	1	4	7	1	0	0	0	0	0	0	0	0	0	0	0	0	0	0	0	0	0	0	0	0	0	0	0	0	0	0	0	0	0	0	0	13	34.3	25 to 35	92.3	8	61.5								
15/05/2022	21:00	0	0	0	3	6	1	1	1	0	0	0	0	0	0	0	0	0	0	0	0	0	0	0	0	0	0	0	0	0	0	0	0	0	0	0	0	0	0	12	35	25 to 35	83.3	3	25.0								
15/05/2022	22:00	0	0	0	1	6	4	0	0	0	0	0	0	0	0	0	0	0	0	0	0	0	0	0	0	0	0	0	0	0	0	0	0	0	0	0	0	0	0	11	32.5	25 to 35	100.0	4	36.4								
15/05/2022	23:00	0	0	0	0	0	2	1	0	0	0	0	0	0	0	0	0	0	0	0	0	0	0	0	0	0	0	0	0	0	0	0	0	0	0	0	0	0	0	3	40	30 to 40	100.0	3	100.0								
24 Hr Summary		0	1	4	36	210	533	175	25	4	0	0	0	0	0	0	0	0	0	0	0	0	0	0	0	0	0	0	0	0	0	0	0	0	0	0	0	0	988	31.6	25 to 35	92.9	204	20.6									









Incoming Histogram  
B1257 outward to 22nd June 2022

from Tue-Apr-19-2022-01-00-PM to Wed-Jun-22-2022-01-59-PM

Date	Starting Hr:min	<5 5 to <10	10 to <15	15 to <20	20 to <25	25 to <30	30 to <35	35 to <40	40 to <45	45 to <50	50 to <55	55 to <60	60 to <65	65 to <70	70 to <75	75 to <80	80 to <85	85 to <90	90 to <95	95 to <100	100 to <105	105 to <110	110 to <115	115 to <120	120 to <125	125 to <130	130 to <135	135 to <140	140 to <145	145 to <150	150 to <155	155 to <160	160 to <165	165 to <170	170 to <175	175 to <180	180 to <185	185 to <190	190 to <195	195 to >200	Total Counts	85pct Speed	10MPH Pace	% in pace	# of Speeders	% Speeders						
20/05/2022	00:00	0	0	0	0	1	0	0	0	0	0	0	0	0	0	0	0	0	0	0	0	0	0	0	0	0	0	0	0	0	0	0	0	0	0	0	0	0	0	0	1	30	20 to 30	100.0	*	*						
20/05/2022	01:00	0	0	0	0	0	0	0	0	0	0	0	0	0	0	0	0	0	0	0	0	0	0	0	0	0	0	0	0	0	0	0	0	0	0	0	0	0	0	0	0	0	0	0	0	0	0	*	*	*	*	
20/05/2022	02:00	0	0	0	0	0	0	0	0	0	0	0	0	0	0	0	0	0	0	0	0	0	0	0	0	0	0	0	0	0	0	0	0	0	0	0	0	0	0	0	0	0	0	0	0	0	0	0	*	*	*	*
20/05/2022	03:00	0	0	0	0	3	0	0	1	0	0	0	0	0	0	0	0	0	0	0	0	0	0	0	0	0	0	0	0	0	0	0	0	0	0	0	0	0	0	0	0	0	4	30	20 to 30	75.0	1	25.0				
20/05/2022	04:00	0	0	0	0	1	0	1	0	0	0	0	0	0	0	0	0	0	0	0	0	0	0	0	0	0	0	0	0	0	0	0	0	0	0	0	0	0	0	0	0	2	40	30 to 40	100.0	1	50.0					
20/05/2022	05:00	0	0	0	0	2	2	1	0	0	0	0	0	0	0	0	0	0	0	0	0	0	0	0	0	0	0	0	0	0	0	0	0	0	0	0	0	0	0	0	0	5	35	30 to 40	100.0	3	60.0					
20/05/2022	06:00	0	0	0	1	3	6	4	0	0	0	0	0	0	0	0	0	0	0	0	0	0	0	0	0	0	0	0	0	0	0	0	0	0	0	0	0	0	0	0	14	37.5	30 to 40	92.9	10	71.4						
20/05/2022	07:00	0	0	0	1	13	10	4	0	0	0	0	0	0	0	0	0	0	0	0	0	0	0	0	0	0	0	0	0	0	0	0	0	0	0	0	0	0	0	0	28	35	30 to 40	96.4	14	50.0						
20/05/2022	08:00	0	0	1	8	28	21	4	0	0	0	0	0	0	0	0	0	0	0	0	0	0	0	0	0	0	0	0	0	0	0	0	0	0	0	0	0	0	0	62	33.8	25 to 35	91.9	25	40.3							
20/05/2022	09:00	0	0	2	3	21	30	11	0	0	0	0	0	0	0	0	0	0	0	0	0	0	0	0	0	0	0	0	0	0	0	0	0	0	0	0	0	0	0	67	30.5	25 to 35	92.5	11	16.4							
20/05/2022	10:00	0	0	1	3	20	33	5	0	0	0	0	0	0	0	0	0	0	0	0	0	0	0	0	0	0	0	0	0	0	0	0	0	0	0	0	0	0	62	29.4	25 to 35	93.5	5	8.1								
20/05/2022	11:00	0	0	3	7	29	46	4	0	0	0	0	0	0	0	0	0	0	0	0	0	0	0	0	0	0	0	0	0	0	0	0	0	0	0	0	0	0	89	29	20 to 30	92.1	4	4.5								
20/05/2022	12:00	0	0	5	6	28	37	8	2	0	0	0	0	0	0	0	0	0	0	0	0	0	0	0	0	0	0	0	0	0	0	0	0	0	0	0	0	0	86	29.6	25 to 35	84.9	10	11.6								
20/05/2022	13:00	0	0	3	28	35	9	0	0	0	0	0	0	0	0	0	0	0	0	0	0	0	0	0	0	0	0	0	0	0	0	0	0	0	0	0	0	0	75	29.7	25 to 35	96.0	9	12.0								
20/05/2022	14:00	0	0	5	24	47	11	2	0	0	0	0	0	0	0	0	0	0	0	0	0	0	0	0	0	0	0	0	0	0	0	0	0	0	0	0	0	89	30	25 to 35	92.1	13	14.6									
20/05/2022	15:00	0	0	2	22	61	15	1	1	0	0	0	0	0	0	0	0	0	0	0	0	0	0	0	0	0	0	0	0	0	0	0	0	0	0	0	0	102	30.7	25 to 35	96.1	17	16.7									
20/05/2022	16:00	0	0	0	8	49	16	9	0	0	0	0	0	0	0	0	0	0	0	0	0	0	0	0	0	0	0	0	0	0	0	0	0	0	0	0	0	82	34.1	30 to 40	90.2	25	30.5									
20/05/2022	17:00	0	0	1	11	40	21	6	0	0	0	0	0	0	0	0	0	0	0	0	0	0	0	0	0	0	0	0	0	0	0	0	0	0	0	0	0	79	33.6	25 to 35	91.1	27	34.2									
20/05/2022	18:00	0	0	1	2	22	14	5	0	0	0	0	0	0	0	0	0	0	0	0	0	0	0	0	0	0	0	0	0	0	0	0	0	0	0	0	0	45	34.3	30 to 40	91.1	19	42.2									
20/05/2022	19:00	0	0	0	0	9	2	1	0	0	0	0	0	0	0	0	0	0	0	0	0	0	0	0	0	0	0	0	0	0	0	0	0	0	0	0	0	0	12	32.5	30 to 40	100.0	3	25.0								
20/05/2022	20:00	0	0	0	0	5	6	0	1	0	0	0	0	0	0	0	0	0	0	0	0	0	0	0	0	0	0	0	0	0	0	0	0	0	0	0	0	12	34.2	25 to 35	91.7	7	58.3									
20/05/2022	21:00	0	0	0	0	9	2	2	0	0	0	0	0	0	0	0	0	0	0	0	0	0	0	0	0	0	0	0	0	0	0	0	0	0	0	0	0	13	35	30 to 40	100.0	4	30.8									
20/05/2022	22:00	0	0	0	0	4	5	1	0	0	0	0	0	0	0	0	0	0	0	0	0	0	0	0	0	0	0	0	0	0	0	0	0	0	0	0	0	10	34	30 to 40	100.0	6	60.0									
20/05/2022	23:00	0	0	3	1	0	6	3	2	0	0	0	0	0	0	0	0	0	0	0	0	0	0	0	0	0	0	0	0	0	0	0	0	0	0	0	0	15	35	30 to 40	73.3	5	33.3									
24 Hr Summary		0	0	15	33	203	484	171	45	3	0	0	0	0	0	0	0	0	0	0	0	0	0	0	0	0	0	0	0	0	0	0	0	0	0	0	0	954	32.2	25 to 35	89.9	219	23.0									

























Incoming Histogram

B1257 outward to 22nd June 2022

from Tue-Apr-19-2022-01-00-PM to Wed-Jun-22-2022-01-59-PM

Date	Starting Hr:min	<5	5 to <10	10 to <15	15 to <20	20 to <25	25 to <30	30 to <35	35 to <40	40 to <45	45 to <50	50 to <55	55 to <60	60 to <65	65 to <70	70 to <75	75 to <80	80 to <85	85 to <90	90 to <95	95 to <100	100 to <105	105 to <110	110 to <115	115 to <120	120 to <125	125 to <130	130 to <135	135 to <140	140 to <145	145 to <150	150 to <155	155 to <160	160 to <165	165 to <170	170 to <175	175 to <180	180 to <185	185 to <190	190 to <195	195 to >200	Total Counts	85pct Speed	10MPH Pace	% in pace	# of Speeders	% Speeders
31/05/2022	00:00	0	0	0	0	1	0	0	0	0	0	0	0	0	0	0	0	0	0	0	0	0	0	0	0	0	0	0	0	0	0	0	0	0	0	0	0	0	0	0	1	30	20 to 30	100.0	*	*	
31/05/2022	01:00	0	0	0	1	0	0	0	0	0	0	0	0	0	0	0	0	0	0	0	0	0	0	0	0	0	0	0	0	0	0	0	0	0	0	0	0	0	0	0	1	25	15 to 25	100.0	*	*	
31/05/2022	02:00	0	0	0	0	0	0	1	0	0	0	0	0	0	0	0	0	0	0	0	0	0	0	0	0	0	0	0	0	0	0	0	0	0	0	0	0	0	0	1	40	30 to 40	100.0	1	100.0		
31/05/2022	03:00	0	0	0	0	0	0	1	0	0	0	0	0	0	0	0	0	0	0	0	0	0	0	0	0	0	0	0	0	0	0	0	0	0	0	0	0	0	0	1	40	30 to 40	100.0	1	100.0		
31/05/2022	04:00	0	0	0	0	1	4	1	0	0	0	0	0	0	0	0	0	0	0	0	0	0	0	0	0	0	0	0	0	0	0	0	0	0	0	0	0	0	0	6	35	30 to 40	100.0	5	83.3		
31/05/2022	05:00	0	0	0	0	2	1	2	0	0	0	0	0	0	0	0	0	0	0	0	0	0	0	0	0	0	0	0	0	0	0	0	0	0	0	0	0	0	0	5	37.5	30 to 40	100.0	3	60.0		
31/05/2022	06:00	0	0	0	1	4	5	4	0	0	0	0	0	0	0	0	0	0	0	0	0	0	0	0	0	0	0	0	0	0	0	0	0	0	0	0	0	0	0	14	37.5	30 to 40	92.9	9	64.3		
31/05/2022	07:00	0	0	1	0	3	17	15	5	1	0	0	0	0	0	0	0	0	0	0	0	0	0	0	0	0	0	0	0	0	0	0	0	0	0	0	0	0	0	42	35	30 to 40	88.1	21	50.0		
31/05/2022	08:00	0	0	1	0	10	22	12	3	0	0	0	0	0	0	0	0	0	0	0	0	0	0	0	0	0	0	0	0	0	0	0	0	0	0	0	0	0	0	48	33.3	25 to 35	91.7	15	31.3		
31/05/2022	09:00	0	1	0	1	20	30	10	0	0	0	0	0	0	0	0	0	0	0	0	0	0	0	0	0	0	0	0	0	0	0	0	0	0	0	0	0	0	0	62	30.5	25 to 35	96.8	10	16.1		
31/05/2022	10:00	0	1	3	2	17	42	13	0	0	0	0	0	0	0	0	0	0	0	0	0	0	0	0	0	0	0	0	0	0	0	0	0	0	0	0	0	0	0	78	30.4	25 to 35	92.3	13	16.7		
31/05/2022	11:00	0	0	0	4	13	54	6	0	0	0	0	0	0	0	0	0	0	0	0	0	0	0	0	0	0	0	0	0	0	0	0	0	0	0	0	0	0	0	77	29.4	25 to 35	94.8	6	7.8		
31/05/2022	12:00	0	0	1	3	24	41	6	1	1	0	0	0	0	0	0	0	0	0	0	0	0	0	0	0	0	0	0	0	0	0	0	0	0	0	0	0	0	0	77	29.5	25 to 35	92.2	8	10.4		
31/05/2022	13:00	0	0	1	6	24	46	10	2	0	0	0	0	0	0	0	0	0	0	0	0	0	0	0	0	0	0	0	0	0	0	0	0	0	0	0	0	0	0	89	29.9	25 to 35	89.9	12	13.5		
31/05/2022	14:00	0	0	0	1	18	53	12	1	0	0	0	0	0	0	0	0	0	0	0	0	0	0	0	0	0	0	0	0	0	0	0	0	0	0	0	0	0	0	85	30	25 to 35	97.6	13	15.3		
31/05/2022	15:00	0	1	0	5	19	50	18	1	0	0	0	0	0	0	0	0	0	0	0	0	0	0	0	0	0	0	0	0	0	0	0	0	0	0	0	0	0	0	94	31.4	25 to 35	92.6	19	20.2		
31/05/2022	16:00	0	0	0	2	13	41	14	2	3	0	0	0	0	0	0	0	0	0	0	0	0	0	0	0	0	0	0	0	0	0	0	0	0	0	0	0	0	0	75	32.9	25 to 35	90.7	19	25.3		
31/05/2022	17:00	0	0	0	0	8	43	22	0	0	0	0	0	0	0	0	0	0	0	0	0	0	0	0	0	0	0	0	0	0	0	0	0	0	0	0	0	0	0	73	32.5	25 to 35	100.0	22	30.1		
31/05/2022	18:00	0	0	0	2	11	16	13	2	0	0	0	0	0	0	0	0	0	0	0	0	0	0	0	0	0	0	0	0	0	0	0	0	0	0	0	0	0	0	44	33.1	25 to 35	90.9	15	34.1		
31/05/2022	19:00	0	0	1	0	7	15	9	0	0	0	0	0	0	0	0	0	0	0	0	0	0	0	0	0	0	0	0	0	0	0	0	0	0	0	0	0	0	0	32	32.2	25 to 35	96.9	9	28.1		
31/05/2022	20:00	0	0	0	0	6	2	0	0	0	0	0	0	0	0	0	0	0	0	0	0	0	0	0	0	0	0	0	0	0	0	0	0	0	0	0	0	0	0	8	32.5	25 to 35	100.0	2	25.0		
31/05/2022	21:00	0	0	0	0	1	8	5	2	0	0	0	0	0	0	0	0	0	0	0	0	0	0	0	0	0	0	0	0	0	0	0	0	0	0	0	0	0	0	16	35	30 to 40	93.8	7	43.8		
31/05/2022	22:00	0	0	0	0	1	2	1	1	0	0	0	0	0	0	0	0	0	0	0	0	0	0	0	0	0	0	0	0	0	0	0	0	0	0	0	0	0	0	5	35	25 to 35	80.0	2	40.0		
31/05/2022	23:00	0	0	0	0	3	3	2	0	0	0	0	0	0	0	0	0	0	0	0	0	0	0	0	0	0	0	0	0	0	0	0	0	0	0	0	0	0	0	8	37.5	30 to 40	100.0	5	62.5		
24 Hr Summary		0	3	8	26	191	497	181	31	5	0	0	0	0	0	0	0	0	0	0	0	0	0	0	0	0	0	0	0	0	0	0	0	0	0	0	0	0	942	32.1	25 to 35	92.3	217	23.0			



Incoming Histogram

B1257 outward to 22nd June 2022

from Tue-Apr-19-2022-01-00-PM to Wed-Jun-22-2022-01-59-PM

Date	Starting Hr:min	<5 5 to <10	10 to <15	15 to <20	20 to <25	25 to <30	30 to <35	35 to <40	40 to <45	45 to <50	50 to <55	55 to <60	60 to <65	65 to <70	70 to <75	75 to <80	80 to <85	85 to <90	90 to <95	95 to <100	100 to <105	105 to <110	110 to <115	115 to <120	120 to <125	125 to <130	130 to <135	135 to <140	140 to <145	145 to <150	150 to <155	155 to <160	160 to <165	165 to <170	170 to <175	175 to <180	180 to <185	185 to <190	190 to <195	195 to >200	Total Counts	85pct Speed	10MPH Pace	% in pace	# of Speeders	% Speeders					
02/06/2022	00:00	0	0	0	0	0	1	0	0	0	0	0	0	0	0	0	0	0	0	0	0	0	0	0	0	0	0	0	0	0	0	0	0	0	0	0	0	0	0	0	1	35	25 to 35	100.0	1	100.0					
02/06/2022	01:00	0	0	0	0	0	0	0	0	0	0	0	0	0	0	0	0	0	0	0	0	0	0	0	0	0	0	0	0	0	0	0	0	0	0	0	0	0	0	0	0	0	0	0	0	0	0	*	*	*	*
02/06/2022	02:00	0	0	0	0	0	0	0	1	0	0	0	0	0	0	0	0	0	0	0	0	0	0	0	0	0	0	0	0	0	0	0	0	0	0	0	0	0	0	0	0	1	45	35 to 45	100.0	1	100.0				
02/06/2022	03:00	0	0	0	0	0	2	1	0	0	0	0	0	0	0	0	0	0	0	0	0	0	0	0	0	0	0	0	0	0	0	0	0	0	0	0	0	0	0	0	3	40	30 to 40	100.0	3	100.0					
02/06/2022	04:00	0	0	0	0	0	0	1	1	0	0	0	0	0	0	0	0	0	0	0	0	0	0	0	0	0	0	0	0	0	0	0	0	0	0	0	0	0	0	0	2	45	35 to 45	100.0	2	100.0					
02/06/2022	05:00	0	0	0	1	2	3	0	0	0	0	0	0	0	0	0	0	0	0	0	0	0	0	0	0	0	0	0	0	0	0	0	0	0	0	0	0	0	0	6	33.3	25 to 35	100.0	3	50.0						
02/06/2022	06:00	0	1	0	3	7	3	0	1	0	0	0	0	0	0	0	0	0	0	0	0	0	0	0	0	0	0	0	0	0	0	0	0	0	0	0	0	0	0	15	33.3	25 to 35	86.7	4	26.7						
02/06/2022	07:00	0	0	0	2	8	6	2	1	0	0	0	0	0	0	0	0	0	0	0	0	0	0	0	0	0	0	0	0	0	0	0	0	0	0	0	0	0	19	35	25 to 35	84.2	9	47.4							
02/06/2022	08:00	0	0	0	2	33	12	1	0	0	0	0	0	0	0	0	0	0	0	0	0	0	0	0	0	0	0	0	0	0	0	0	0	0	0	0	0	0	48	32.5	25 to 35	97.9	13	27.1							
02/06/2022	09:00	0	0	1	4	15	43	10	0	0	0	0	0	0	0	0	0	0	0	0	0	0	0	0	0	0	0	0	0	0	0	0	0	0	0	0	0	73	29.9	25 to 35	93.2	10	13.7								
02/06/2022	10:00	0	0	5	25	73	9	2	0	0	0	0	0	0	0	0	0	0	0	0	0	0	0	0	0	0	0	0	0	0	0	0	0	0	0	0	0	114	29.6	25 to 35	93.9	11	9.6								
02/06/2022	11:00	0	4	9	35	54	11	3	0	0	0	0	0	0	0	0	0	0	0	0	0	0	0	0	0	0	0	0	0	0	0	0	0	0	0	0	0	116	29.7	25 to 35	86.2	14	12.1								
02/06/2022	12:00	0	2	10	55	52	10	0	0	0	0	0	0	0	0	0	0	0	0	0	0	0	0	0	0	0	0	0	0	0	0	0	0	0	0	0	0	129	29.1	20 to 30	90.7	10	7.8								
02/06/2022	13:00	0	1	7	39	70	14	2	0	0	0	0	0	0	0	0	0	0	0	0	0	0	0	0	0	0	0	0	0	0	0	0	0	0	0	0	0	133	29.7	25 to 35	92.5	16	12.0								
02/06/2022	14:00	0	1	6	49	48	18	0	0	0	0	0	0	0	0	0	0	0	0	0	0	0	0	0	0	0	0	0	0	0	0	0	0	0	0	0	0	122	30	25 to 35	94.3	18	14.8								
02/06/2022	15:00	0	0	6	43	66	16	2	0	0	0	0	0	0	0	0	0	0	0	0	0	0	0	0	0	0	0	0	0	0	0	0	0	0	0	0	0	133	29.8	25 to 35	94.0	18	13.5								
02/06/2022	16:00	0	0	1	27	67	17	0	0	0	0	0	0	0	0	0	0	0	0	0	0	0	0	0	0	0	0	0	0	0	0	0	0	0	0	0	112	30	25 to 35	99.1	17	15.2									
02/06/2022	17:00	0	0	1	13	40	18	5	1	0	0	0	0	0	0	0	0	0	0	0	0	0	0	0	0	0	0	0	0	0	0	0	0	0	0	0	78	33.3	25 to 35	91.0	24	30.8									
02/06/2022	18:00	0	0	2	11	33	15	4	1	0	0	0	0	0	0	0	0	0	0	0	0	0	0	0	0	0	0	0	0	0	0	0	0	0	0	0	66	33.3	25 to 35	89.4	20	30.3									
02/06/2022	19:00	0	0	1	7	25	12	3	1	0	0	0	0	0	0	0	0	0	0	0	0	0	0	0	0	0	0	0	0	0	0	0	0	0	0	0	49	33.8	25 to 35	89.8	16	32.7									
02/06/2022	20:00	0	1	1	9	7	1	1	0	0	0	0	0	0	0	0	0	0	0	0	0	0	0	0	0	0	0	0	0	0	0	0	0	0	0	0	21	34.3	25 to 35	81.0	9	42.9									
02/06/2022	21:00	0	0	2	2	6	7	2	0	0	0	0	0	0	0	0	0	0	0	0	0	0	0	0	0	0	0	0	0	0	0	0	0	0	0	0	19	34.3	25 to 35	78.9	9	47.4									
02/06/2022	22:00	0	0	0	1	13	1	0	0	0	0	0	0	0	0	0	0	0	0	0	0	0	0	0	0	0	0	0	0	0	0	0	0	0	0	0	15	29.6	25 to 35	100.0	1	6.7									
02/06/2022	23:00	0	0	0	2	4	0	1	0	0	0	0	0	0	0	0	0	0	0	0	0	0	0	0	0	0	0	0	0	0	0	0	0	0	0	0	7	35	25 to 35	85.7	5	71.4									
24 Hr Summary		0	1	10	55	331	196	29	9	0	0	0	0	0	0	0	0	0	0	0	0	0	0	0	0	0	0	0	0	0	0	0	0	0	0	0	1282	31.1	25 to 35	91.9	234	18.3									



Incoming Histogram  
 B1257 outward to 22nd June 2022

from Tue-Apr-19-2022-01-00-PM to Wed-Jun-22-2022-01-59-PM

Date	Starting Hr:min	<5 5 to <10	10 to <15	15 to <20	20 to <25	25 to <30	30 to <35	35 to <40	40 to <45	45 to <50	50 to <55	55 to <60	60 to <65	65 to <70	70 to <75	75 to <80	80 to <85	85 to <90	90 to <95	95 to <100	100 to <105	105 to <110	110 to <115	115 to <120	120 to <125	125 to <130	130 to <135	135 to <140	140 to <145	145 to <150	150 to <155	155 to <160	160 to <165	165 to <170	170 to <175	175 to <180	180 to <185	185 to <190	190 to <195	195 to >200	Total Counts	85pct Speed	10MPH Pace	% in pace	# of Speeders	% Speeders			
04/06/2022	00:00	0	0	0	0	1	1	0	0	0	0	0	0	0	0	0	0	0	0	0	0	0	0	0	0	0	0	0	0	0	0	0	0	0	0	0	0	0	0	2	35	25 to 35	100.0	1	50.0				
04/06/2022	01:00	0	0	0	0	0	0	0	0	0	0	0	0	0	0	0	0	0	0	0	0	0	0	0	0	0	0	0	0	0	0	0	0	0	0	0	0	0	0	0	0	0	0	0	*	*	*	*	
04/06/2022	02:00	0	0	0	0	0	0	0	0	0	0	0	0	0	0	0	0	0	0	0	0	0	0	0	0	0	0	0	0	0	0	0	0	0	0	0	0	0	0	0	0	0	0	0	0	*	*	*	*
04/06/2022	03:00	0	0	0	0	1	0	0	0	0	0	0	0	0	0	0	0	0	0	0	0	0	0	0	0	0	0	0	0	0	0	0	0	0	0	0	0	0	0	0	1	30	20 to 30	100.0	*	*			
04/06/2022	04:00	0	0	0	0	0	0	0	0	0	0	0	0	0	0	0	0	0	0	0	0	0	0	0	0	0	0	0	0	0	0	0	0	0	0	0	0	0	0	0	0	0	0	0	*	*	*	*	
04/06/2022	05:00	0	0	0	0	1	2	3	0	0	0	0	0	0	0	0	0	0	0	0	0	0	0	0	0	0	0	0	0	0	0	0	0	0	0	0	0	0	0	0	6	38.3	30 to 40	100.0	5	83.3			
04/06/2022	06:00	0	0	0	1	4	0	0	0	0	0	0	0	0	0	0	0	0	0	0	0	0	0	0	0	0	0	0	0	0	0	0	0	0	0	0	0	0	0	5	28.8	20 to 30	100.0	*	*				
04/06/2022	07:00	0	0	1	4	9	4	0	1	0	0	0	0	0	0	0	0	0	0	0	0	0	0	0	0	0	0	0	0	0	0	0	0	0	0	0	0	0	0	19	32.5	25 to 35	89.5	5	26.3				
04/06/2022	08:00	0	0	1	9	17	12	0	0	0	0	0	0	0	0	0	0	0	0	0	0	0	0	0	0	0	0	0	0	0	0	0	0	0	0	0	0	0	0	39	32.5	25 to 35	97.4	12	30.8				
04/06/2022	09:00	0	0	1	15	36	13	2	0	0	0	0	0	0	0	0	0	0	0	0	0	0	0	0	0	0	0	0	0	0	0	0	0	0	0	0	0	0	67	31.9	25 to 35	95.5	15	22.4					
04/06/2022	10:00	0	0	0	24	50	11	0	0	0	0	0	0	0	0	0	0	0	0	0	0	0	0	0	0	0	0	0	0	0	0	0	0	0	0	0	0	0	85	29.8	25 to 35	100.0	11	12.9					
04/06/2022	11:00	0	0	7	24	68	16	0	0	0	0	0	0	0	0	0	0	0	0	0	0	0	0	0	0	0	0	0	0	0	0	0	0	0	0	0	0	0	115	29.9	25 to 35	93.9	16	13.9					
04/06/2022	12:00	0	0	7	37	46	9	2	0	0	0	0	0	0	0	0	0	0	0	0	0	0	0	0	0	0	0	0	0	0	0	0	0	0	0	0	0	0	102	29.6	25 to 35	90.2	11	10.8					
04/06/2022	13:00	0	0	3	30	48	12	2	0	0	0	0	0	0	0	0	0	0	0	0	0	0	0	0	0	0	0	0	0	0	0	0	0	0	0	0	0	0	96	30	25 to 35	93.8	14	14.6					
04/06/2022	14:00	0	0	10	40	60	5	1	0	0	0	0	0	0	0	0	0	0	0	0	0	0	0	0	0	0	0	0	0	0	0	0	0	0	0	0	0	0	120	29	20 to 30	91.7	6	5.0					
04/06/2022	15:00	0	0	4	39	63	17	1	0	0	0	0	0	0	0	0	0	0	0	0	0	0	0	0	0	0	0	0	0	0	0	0	0	0	0	0	0	0	125	29.9	25 to 35	95.2	18	14.4					
04/06/2022	16:00	0	0	8	28	54	21	2	0	0	0	0	0	0	0	0	0	0	0	0	0	0	0	0	0	0	0	0	0	0	0	0	0	0	0	0	0	0	113	31.4	25 to 35	91.2	23	20.4					
04/06/2022	17:00	0	0	1	8	30	22	2	0	0	0	0	0	0	0	0	0	0	0	0	0	0	0	0	0	0	0	0	0	0	0	0	0	0	0	0	0	0	63	33.4	25 to 35	95.2	24	38.1					
04/06/2022	18:00	0	0	0	7	14	19	6	2	0	0	0	0	0	0	0	0	0	0	0	0	0	0	0	0	0	0	0	0	0	0	0	0	0	0	0	0	0	48	35.8	25 to 35	83.3	27	56.3					
04/06/2022	19:00	0	0	3	5	14	6	1	0	0	0	0	0	0	0	0	0	0	0	0	0	0	0	0	0	0	0	0	0	0	0	0	0	0	0	0	0	0	30	32.5	25 to 35	83.3	7	23.3					
04/06/2022	20:00	0	0	2	3	14	1	2	0	0	0	0	0	0	0	0	0	0	0	0	0	0	0	0	0	0	0	0	0	0	0	0	0	0	0	0	0	0	23	30	20 to 30	82.6	3	13.0					
04/06/2022	21:00	0	0	0	3	8	5	1	0	0	0	0	0	0	0	0	0	0	0	0	0	0	0	0	0	0	0	0	0	0	0	0	0	0	0	0	0	0	17	33	25 to 35	94.1	6	35.3					
04/06/2022	22:00	0	0	0	1	4	3	0	0	0	0	0	0	0	0	0	0	0	0	0	0	0	0	0	0	0	0	0	0	0	0	0	0	0	0	0	0	0	8	33.3	25 to 35	100.0	3	37.5					
04/06/2022	23:00	0	0	0	0	3	2	0	0	0	0	0	0	0	0	0	0	0	0	0	0	0	0	0	0	0	0	0	0	0	0	0	0	0	0	0	0	0	5	32.5	25 to 35	100.0	2	40.0					
24 Hr Summary		0	10	47	278	545	181	25	3	0	0	0	0	0	0	0	0	0	0	0	0	0	0	0	0	0	0	0	0	0	0	0	0	0	0	0	0	0	1089	31.3	25 to 35	92.2	209	19.2					











Incoming Histogram

B1257 outward to 22nd June 2022

from Tue-Apr-19-2022-01-00-PM to Wed-Jun-22-2022-01-59-PM

Date	Starting Hr:min	<5	5 to <10	10 to <15	15 to <20	20 to <25	25 to <30	30 to <35	35 to <40	40 to <45	45 to <50	50 to <55	55 to <60	60 to <65	65 to <70	70 to <75	75 to <80	80 to <85	85 to <90	90 to <95	95 to <100	100 to <105	105 to <110	110 to <115	115 to <120	120 to <125	125 to <130	130 to <135	135 to <140	140 to <145	145 to <150	150 to <155	155 to <160	160 to <165	165 to <170	170 to <175	175 to <180	180 to <185	185 to <190	190 to <195	195 to >200	Total Counts	85pct Speed	10MPH Pace	% in pace	# of Speeders	% Speeders
09/06/2022	00:00	0	0	0	1	0	0	0	0	0	0	0	0	0	0	0	0	0	0	0	0	0	0	0	0	0	0	0	0	0	0	0	0	0	0	0	0	0	0	0	0	1	25	15 to 25	100.0	*	*
09/06/2022	01:00	0	0	1	1	0	0	0	0	0	0	0	0	0	0	0	0	0	0	0	0	0	0	0	0	0	0	0	0	0	0	0	0	0	0	0	0	0	0	0	0	2	25	15 to 25	100.0	*	*
09/06/2022	02:00	0	0	0	0	0	1	0	1	0	0	0	0	0	0	0	0	0	0	0	0	0	0	0	0	0	0	0	0	0	0	0	0	0	0	0	0	0	0	0	0	2	45	35 to 45	100.0	2	100.0
09/06/2022	03:00	0	0	0	0	0	1	0	0	0	0	0	0	0	0	0	0	0	0	0	0	0	0	0	0	0	0	0	0	0	0	0	0	0	0	0	0	0	0	0	0	1	35	25 to 35	100.0	1	100.0
09/06/2022	04:00	0	0	0	0	0	1	0	0	0	0	0	0	0	0	0	0	0	0	0	0	0	0	0	0	0	0	0	0	0	0	0	0	0	0	0	0	0	0	0	0	1	35	25 to 35	100.0	1	100.0
09/06/2022	05:00	0	0	0	0	3	2	1	0	0	0	0	0	0	0	0	0	0	0	0	0	0	0	0	0	0	0	0	0	0	0	0	0	0	0	0	0	0	0	0	0	6	35	30 to 40	100.0	3	50.0
09/06/2022	06:00	0	2	0	0	4	4	4	0	0	0	0	0	0	0	0	0	0	0	0	0	0	0	0	0	0	0	0	0	0	0	0	0	0	0	0	0	0	0	0	0	14	37.5	30 to 40	85.7	8	57.1
09/06/2022	07:00	0	0	0	5	14	17	2	0	0	0	0	0	0	0	0	0	0	0	0	0	0	0	0	0	0	0	0	0	0	0	0	0	0	0	0	0	0	0	0	38	33.8	25 to 35	94.7	19	50.0	
09/06/2022	08:00	0	0	0	11	36	14	2	0	0	0	0	0	0	0	0	0	0	0	0	0	0	0	0	0	0	0	0	0	0	0	0	0	0	0	0	0	0	0	0	63	32.5	25 to 35	96.8	16	25.4	
09/06/2022	09:00	0	0	1	2	9	41	13	1	0	0	0	0	0	0	0	0	0	0	0	0	0	0	0	0	0	0	0	0	0	0	0	0	0	0	0	0	0	0	0	67	31.5	25 to 35	94.0	14	20.9	
09/06/2022	10:00	0	0	1	0	17	40	6	2	0	0	0	0	0	0	0	0	0	0	0	0	0	0	0	0	0	0	0	0	0	0	0	0	0	0	0	0	0	0	0	66	29.8	25 to 35	95.5	8	12.1	
09/06/2022	11:00	0	0	4	7	25	37	9	0	0	0	0	0	0	0	0	0	0	0	0	0	0	0	0	0	0	0	0	0	0	0	0	0	0	0	0	0	0	0	82	29.6	25 to 35	86.6	9	11.0		
09/06/2022	12:00	0	0	1	5	20	46	11	1	0	0	0	0	0	0	0	0	0	0	0	0	0	0	0	0	0	0	0	0	0	0	0	0	0	0	0	0	0	0	84	29.9	25 to 35	91.7	12	14.3		
09/06/2022	13:00	0	0	4	6	20	43	14	0	0	0	0	0	0	0	0	0	0	0	0	0	0	0	0	0	0	0	0	0	0	0	0	0	0	0	0	0	0	0	87	30.4	25 to 35	88.5	14	16.1		
09/06/2022	14:00	0	0	1	1	24	37	5	0	0	0	0	0	0	0	0	0	0	0	0	0	0	0	0	0	0	0	0	0	0	0	0	0	0	0	0	0	0	0	68	29.3	25 to 35	97.1	5	7.4		
09/06/2022	15:00	0	1	0	4	17	53	13	2	0	0	0	0	0	0	0	0	0	0	0	0	0	0	0	0	0	0	0	0	0	0	0	0	0	0	0	0	0	0	90	30.4	25 to 35	92.2	15	16.7		
09/06/2022	16:00	0	0	2	4	18	42	21	4	0	0	0	0	0	0	0	0	0	0	0	0	0	0	0	0	0	0	0	0	0	0	0	0	0	0	0	0	0	0	91	32.6	25 to 35	89.0	25	27.5		
09/06/2022	17:00	0	0	0	1	9	39	15	3	0	0	0	0	0	0	0	0	0	0	0	0	0	0	0	0	0	0	0	0	0	0	0	0	0	0	0	0	0	0	67	32.7	25 to 35	94.0	18	26.9		
09/06/2022	18:00	0	0	3	0	1	28	13	5	0	0	0	0	0	0	0	0	0	0	0	0	0	0	0	0	0	0	0	0	0	0	0	0	0	0	0	0	0	0	50	33.8	30 to 40	92.0	18	36.0		
09/06/2022	19:00	0	0	0	0	2	10	11	1	0	0	0	0	0	0	0	0	0	0	0	0	0	0	0	0	0	0	0	0	0	0	0	0	0	0	0	0	0	0	24	33.6	25 to 35	95.8	12	50.0		
09/06/2022	20:00	0	0	0	0	7	7	0	0	0	0	0	0	0	0	0	0	0	0	0	0	0	0	0	0	0	0	0	0	0	0	0	0	0	0	0	0	0	0	14	33.6	25 to 35	100.0	7	50.0		
09/06/2022	21:00	0	0	0	2	5	5	2	0	0	0	0	0	0	0	0	0	0	0	0	0	0	0	0	0	0	0	0	0	0	0	0	0	0	0	0	0	0	0	14	35	25 to 35	85.7	7	50.0		
09/06/2022	22:00	0	0	0	1	3	3	1	1	0	0	0	0	0	0	0	0	0	0	0	0	0	0	0	0	0	0	0	0	0	0	0	0	0	0	0	0	0	0	9	40	25 to 35	77.8	5	55.6		
09/06/2022	23:00	0	0	0	0	2	2	1	0	0	0	0	0	0	0	0	0	0	0	0	0	0	0	0	0	0	0	0	0	0	0	0	0	0	0	0	0	0	0	5	35	30 to 40	100.0	3	60.0		
24 Hr Summary		0	3	17	31	183	490	188	32	2	0	0	0	0	0	0	0	0	0	0	0	0	0	0	0	0	0	0	0	0	0	0	0	0	0	0	0	0	0	946	32.1	25 to 35	91.0	222	23.5		

Incoming Histogram

B1257 outward to 22nd June 2022

from Tue-Apr-19-2022-01-00-PM to Wed-Jun-22-2022-01-59-PM

Date	Starting Hr:min	<5 5 to <10	10 to <15	15 to <20	20 to <25	25 to <30	30 to <35	35 to <40	40 to <45	45 to <50	50 to <55	55 to <60	60 to <65	65 to <70	70 to <75	75 to <80	80 to <85	85 to <90	90 to <95	95 to <100	100 to <105	105 to <110	110 to <115	115 to <120	120 to <125	125 to <130	130 to <135	135 to <140	140 to <145	145 to <150	150 to <155	155 to <160	160 to <165	165 to <170	170 to <175	175 to <180	180 to <185	185 to <190	190 to <195	195 to >200	Total Counts	85pct Speed	10MPH Pace	% in pace	# of Speeders	% Speeders	
10/06/2022	00:00	0	0	0	0	2	0	0	0	0	0	0	0	0	0	0	0	0	0	0	0	0	0	0	0	0	0	0	0	0	0	0	0	0	0	0	0	0	0	0	2	30	20 to 30	100.0	*	*	
10/06/2022	01:00	0	0	0	0	1	0	0	0	0	0	0	0	0	0	0	0	0	0	0	0	0	0	0	0	0	0	0	0	0	0	0	0	0	0	0	0	0	0	0	0	1	30	20 to 30	100.0	*	*
10/06/2022	02:00	0	0	0	0	1	0	0	0	0	0	0	0	0	0	0	0	0	0	0	0	0	0	0	0	0	0	0	0	0	0	0	0	0	0	0	0	0	0	0	0	1	30	20 to 30	100.0	*	*
10/06/2022	03:00	0	0	0	0	0	1	0	0	0	0	0	0	0	0	0	0	0	0	0	0	0	0	0	0	0	0	0	0	0	0	0	0	0	0	0	0	0	0	0	0	1	35	25 to 35	100.0	1	100.0
10/06/2022	04:00	0	0	0	0	1	2	0	0	0	0	0	0	0	0	0	0	0	0	0	0	0	0	0	0	0	0	0	0	0	0	0	0	0	0	0	0	0	0	0	0	3	35	25 to 35	100.0	2	66.7
10/06/2022	05:00	0	0	0	0	2	2	0	0	0	0	0	0	0	0	0	0	0	0	0	0	0	0	0	0	0	0	0	0	0	0	0	0	0	0	0	0	0	0	0	0	4	32.5	25 to 35	100.0	2	50.0
10/06/2022	06:00	0	0	1	0	5	7	4	2	0	0	0	0	0	0	0	0	0	0	0	0	0	0	0	0	0	0	0	0	0	0	0	0	0	0	0	0	0	0	0	19	38.8	30 to 40	84.2	13	68.4	
10/06/2022	07:00	0	0	1	1	4	15	10	1	0	0	0	0	0	0	0	0	0	0	0	0	0	0	0	0	0	0	0	0	0	0	0	0	0	0	0	0	0	0	0	32	33	25 to 35	90.6	11	34.4	
10/06/2022	08:00	0	0	1	3	11	43	15	0	0	0	0	0	0	0	0	0	0	0	0	0	0	0	0	0	0	0	0	0	0	0	0	0	0	0	0	0	0	0	0	73	31.3	25 to 35	94.5	15	20.5	
10/06/2022	09:00	0	0	1	1	17	40	12	3	0	0	0	0	0	0	0	0	0	0	0	0	0	0	0	0	0	0	0	0	0	0	0	0	0	0	0	0	0	0	0	74	31.7	25 to 35	93.2	15	20.3	
10/06/2022	10:00	0	0	5	20	55	9	1	0	0	0	0	0	0	0	0	0	0	0	0	0	0	0	0	0	0	0	0	0	0	0	0	0	0	0	0	0	0	0	0	90	29.6	25 to 35	93.3	10	11.1	
10/06/2022	11:00	0	0	3	9	34	49	14	3	0	0	0	0	0	0	0	0	0	0	0	0	0	0	0	0	0	0	0	0	0	0	0	0	0	0	0	0	0	0	0	112	30	25 to 35	86.6	17	15.2	
10/06/2022	12:00	0	0	5	9	29	41	15	1	0	0	0	0	0	0	0	0	0	0	0	0	0	0	0	0	0	0	0	0	0	0	0	0	0	0	0	0	0	0	0	100	30.3	25 to 35	85.0	16	16.0	
10/06/2022	13:00	0	0	4	27	45	7	0	0	0	0	0	0	0	0	0	0	0	0	0	0	0	0	0	0	0	0	0	0	0	0	0	0	0	0	0	0	0	0	0	83	29.4	25 to 35	95.2	7	8.4	
10/06/2022	14:00	0	0	4	6	31	58	10	4	1	0	0	0	0	0	0	0	0	0	0	0	0	0	0	0	0	0	0	0	0	0	0	0	0	0	0	0	0	0	0	114	29.8	25 to 35	86.8	15	13.2	
10/06/2022	15:00	0	0	2	1	22	49	25	1	0	0	0	0	0	0	0	0	0	0	0	0	0	0	0	0	0	0	0	0	0	0	0	0	0	0	0	0	0	0	0	100	32.2	25 to 35	96.0	26	26.0	
10/06/2022	16:00	0	0	1	1	18	42	17	4	0	0	0	0	0	0	0	0	0	0	0	0	0	0	0	0	0	0	0	0	0	0	0	0	0	0	0	0	0	0	0	83	32.6	25 to 35	92.8	21	25.3	
10/06/2022	17:00	0	0	0	1	18	42	24	4	1	0	0	0	0	0	0	0	0	0	0	0	0	0	0	0	0	0	0	0	0	0	0	0	0	0	0	0	0	0	0	90	33.1	25 to 35	93.3	29	32.2	
10/06/2022	18:00	0	0	1	0	11	18	8	4	1	0	0	0	0	0	0	0	0	0	0	0	0	0	0	0	0	0	0	0	0	0	0	0	0	0	0	0	0	0	0	43	34.4	25 to 35	86.0	13	30.2	
10/06/2022	19:00	0	0	1	0	1	14	6	2	0	0	0	0	0	0	0	0	0	0	0	0	0	0	0	0	0	0	0	0	0	0	0	0	0	0	0	0	0	0	0	24	33.3	30 to 40	91.7	8	33.3	
10/06/2022	20:00	0	0	6	5	10	5	0	0	0	0	0	0	0	0	0	0	0	0	0	0	0	0	0	0	0	0	0	0	0	0	0	0	0	0	0	0	0	0	0	26	31	20 to 30	80.8	5	19.2	
10/06/2022	21:00	0	0	0	1	9	4	1	1	0	0	0	0	0	0	0	0	0	0	0	0	0	0	0	0	0	0	0	0	0	0	0	0	0	0	0	0	0	0	0	16	35	25 to 35	87.5	6	37.5	
10/06/2022	22:00	0	0	0	3	6	6	2	1	0	0	0	0	0	0	0	0	0	0	0	0	0	0	0	0	0	0	0	0	0	0	0	0	0	0	0	0	0	0	0	18	35	25 to 35	83.3	9	50.0	
10/06/2022	23:00	0	0	0	0	5	3	0	0	0	0	0	0	0	0	0	0	0	0	0	0	0	0	0	0	0	0	0	0	0	0	0	0	0	0	0	0	0	0	0	8	33.3	25 to 35	100.0	3	37.5	
24 Hr Summary		0	0	20	48	252	553	202	35	7	0	0	0	0	0	0	0	0	0	0	0	0	0	0	0	0	0	0	0	0	0	0	0	0	0	0	0	0	0	0	1117	31.9	25 to 35	90.2	244	21.8	

















Incoming Histogram

B1257 outward to 22nd June 2022

from Tue-Apr-19-2022-01-00-PM to Wed-Jun-22-2022-01-59-PM

Date	Starting Hr:min	<5 5 to <10	10 to <15	15 to <20	20 to <25	25 to <30	30 to <35	35 to <40	40 to <45	45 to <50	50 to <55	55 to <60	60 to <65	65 to <70	70 to <75	75 to <80	80 to <85	85 to <90	90 to <95	95 to <100	100 to <105	105 to <110	110 to <115	115 to <120	120 to <125	125 to <130	130 to <135	135 to <140	140 to <145	145 to <150	150 to <155	155 to <160	160 to <165	165 to <170	170 to <175	175 to <180	180 to <185	185 to <190	190 to <195	195 to >200	Total Counts	85pct Speed	10MPH Pace	% in pace	# of Speeders	% Speeders
18/06/2022	00:00	0	0	0	2	16	9	3	0	0	0	0	0	0	0	0	0	0	0	0	0	0	0	0	0	0	0	0	0	0	0	0	0	0	0	0	0	0	0	0	30	34.4	30 to 40	93.3	12	40.0
18/06/2022	01:00	0	0	0	0	5	1	0	1	0	0	0	0	0	0	0	0	0	0	0	0	0	0	0	0	0	0	0	0	0	0	0	0	0	0	0	0	0	0	0	7	35	25 to 35	85.7	2	28.6
18/06/2022	02:00	0	0	0	0	0	0	1	0	0	0	0	0	0	0	0	0	0	0	0	0	0	0	0	0	0	0	0	0	0	0	0	0	0	0	0	0	0	0	0	1	40	30 to 40	100.0	1	100.0
18/06/2022	03:00	0	0	0	1	2	1	0	0	0	0	0	0	0	0	0	0	0	0	0	0	0	0	0	0	0	0	0	0	0	0	0	0	0	0	0	0	0	0	0	4	30	25 to 35	100.0	1	25.0
18/06/2022	04:00	0	0	0	0	1	0	0	0	0	0	0	0	0	0	0	0	0	0	0	0	0	0	0	0	0	0	0	0	0	0	0	0	0	0	0	0	0	0	0	1	30	20 to 30	100.0	*	*
18/06/2022	05:00	0	0	0	1	0	0	0	0	0	0	0	0	0	0	0	0	0	0	0	0	0	0	0	0	0	0	0	0	0	0	0	0	0	0	0	0	0	0	0	1	25	15 to 25	100.0	*	*
18/06/2022	06:00	0	0	0	2	1	1	2	0	0	0	0	0	0	0	0	0	0	0	0	0	0	0	0	0	0	0	0	0	0	0	0	0	0	0	0	0	0	0	0	6	37.5	25 to 35	66.7	3	50.0
18/06/2022	07:00	0	0	0	8	12	2	1	0	0	0	0	0	0	0	0	0	0	0	0	0	0	0	0	0	0	0	0	0	0	0	0	0	0	0	0	0	0	0	0	23	30	25 to 35	95.7	3	13.0
18/06/2022	08:00	0	0	1	8	26	6	2	1	0	0	0	0	0	0	0	0	0	0	0	0	0	0	0	0	0	0	0	0	0	0	0	0	0	0	0	0	0	0	0	44	31.7	25 to 35	90.9	9	20.5
18/06/2022	09:00	0	0	3	24	59	11	2	0	0	0	0	0	0	0	0	0	0	0	0	0	0	0	0	0	0	0	0	0	0	0	0	0	0	0	0	0	0	0	99	29.8	25 to 35	94.9	13	13.1	
18/06/2022	10:00	0	0	2	5	29	64	14	0	0	0	0	0	0	0	0	0	0	0	0	0	0	0	0	0	0	0	0	0	0	0	0	0	0	0	0	0	0	0	114	29.8	25 to 35	93.9	14	12.3	
18/06/2022	11:00	0	0	1	9	33	72	10	0	0	0	0	0	0	0	0	0	0	0	0	0	0	0	0	0	0	0	0	0	0	0	0	0	0	0	0	0	0	0	125	29.4	25 to 35	92.0	10	8.0	
18/06/2022	12:00	0	0	2	8	44	65	12	0	0	0	0	0	0	0	0	0	0	0	0	0	0	0	0	0	0	0	0	0	0	0	0	0	0	0	0	0	0	0	131	29.4	25 to 35	92.4	12	9.2	
18/06/2022	13:00	0	0	4	6	21	59	12	0	0	0	0	0	0	0	0	0	0	0	0	0	0	0	0	0	0	0	0	0	0	0	0	0	0	0	0	0	0	0	102	29.7	25 to 35	90.2	12	11.8	
18/06/2022	14:00	0	0	1	6	29	59	10	2	0	0	0	0	0	0	0	0	0	0	0	0	0	0	0	0	0	0	0	0	0	0	0	0	0	0	0	0	0	0	107	29.7	25 to 35	91.6	12	11.2	
18/06/2022	15:00	0	0	1	1	25	60	8	0	1	0	0	0	0	0	0	0	0	0	0	0	0	0	0	0	0	0	0	0	0	0	0	0	0	0	0	0	0	0	96	29.6	25 to 35	96.9	9	9.4	
18/06/2022	16:00	0	0	2	4	28	52	12	4	0	0	0	0	0	0	0	0	0	0	0	0	0	0	0	0	0	0	0	0	0	0	0	0	0	0	0	0	0	0	102	30.4	25 to 35	90.2	16	15.7	
18/06/2022	17:00	0	0	0	1	10	35	24	4	1	0	0	0	0	0	0	0	0	0	0	0	0	0	0	0	0	0	0	0	0	0	0	0	0	0	0	0	0	0	75	33.8	25 to 35	92.0	29	38.7	
18/06/2022	18:00	0	0	0	2	7	22	11	2	0	0	0	0	0	0	0	0	0	0	0	0	0	0	0	0	0	0	0	0	0	0	0	0	0	0	0	0	0	0	44	32.7	25 to 35	90.9	13	29.5	
18/06/2022	19:00	0	0	1	2	6	25	12	2	0	0	0	0	0	0	0	0	0	0	0	0	0	0	0	0	0	0	0	0	0	0	0	0	0	0	0	0	0	0	48	32.9	25 to 35	89.6	14	29.2	
18/06/2022	20:00	0	0	0	2	13	9	2	0	0	0	0	0	0	0	0	0	0	0	0	0	0	0	0	0	0	0	0	0	0	0	0	0	0	0	0	0	0	0	26	33.9	25 to 35	92.3	11	42.3	
18/06/2022	21:00	0	0	0	1	0	10	3	2	0	0	0	0	0	0	0	0	0	0	0	0	0	0	0	0	0	0	0	0	0	0	0	0	0	0	0	0	0	0	16	35	30 to 40	93.8	5	31.3	
18/06/2022	22:00	0	0	0	2	9	6	0	0	0	0	0	0	0	0	0	0	0	0	0	0	0	0	0	0	0	0	0	0	0	0	0	0	0	0	0	0	0	0	17	32.5	25 to 35	100.0	6	35.3	
18/06/2022	23:00	0	0	0	0	2	2	0	0	0	0	0	0	0	0	0	0	0	0	0	0	0	0	0	0	0	0	0	0	0	0	0	0	0	0	0	0	0	0	4	32.5	25 to 35	100.0	2	50.0	
24 Hr Summary		0	0	15	48	282	669	176	29	4	0	0	0	0	0	0	0	0	0	0	0	0	0	0	0	0	0	0	0	0	0	0	0	0	0	0	0	0	1223	30.7	25 to 35	92.2	209	17.1		

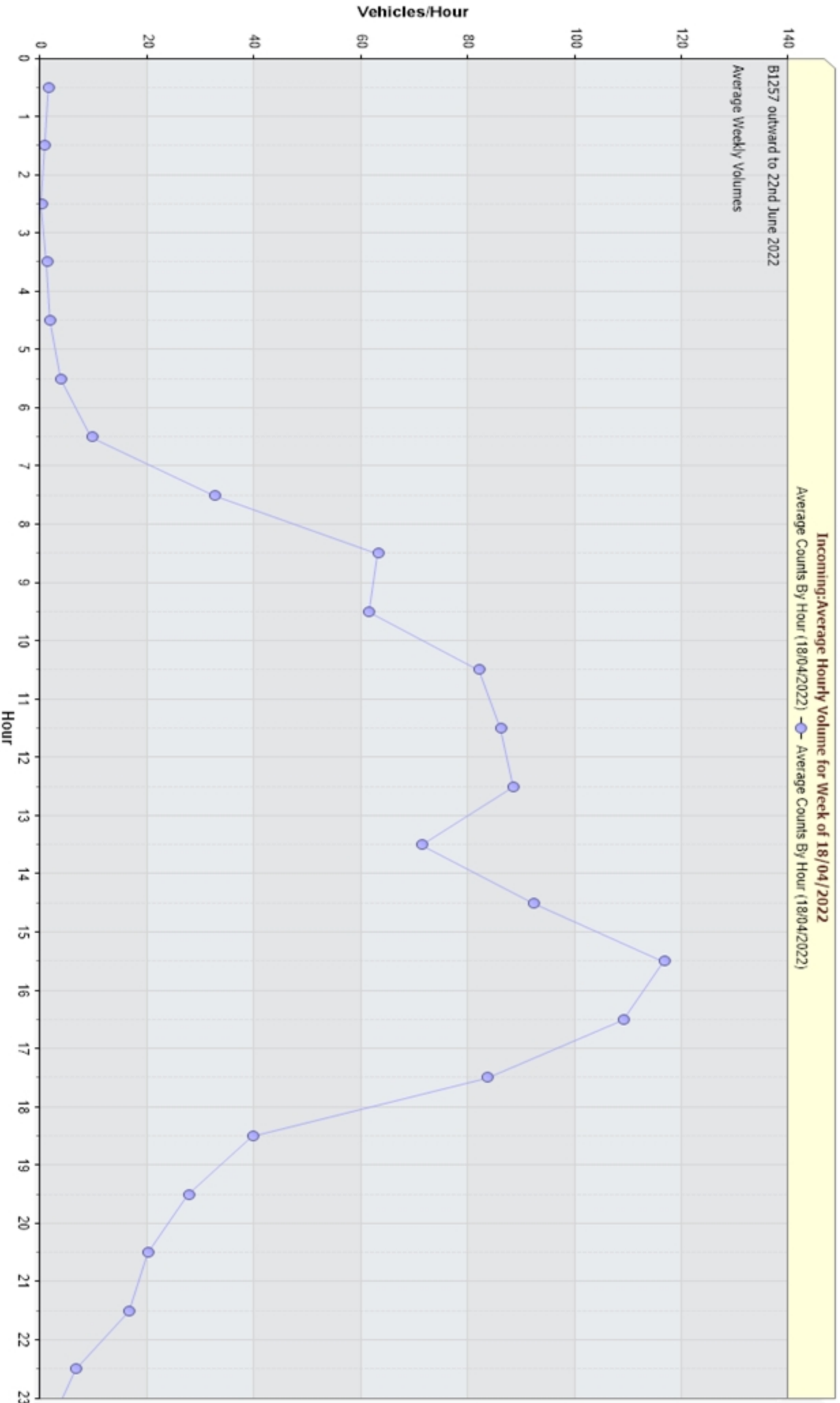








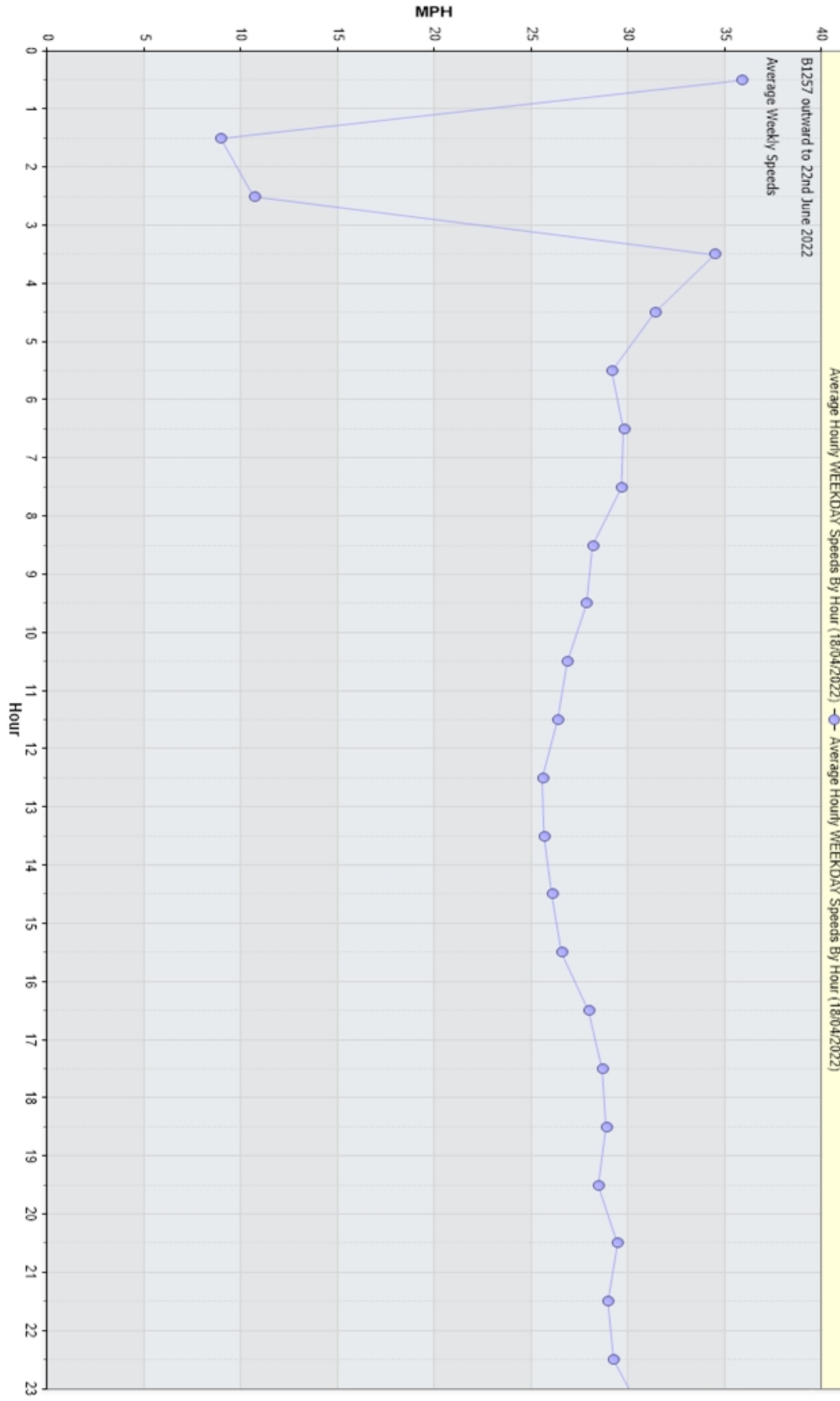


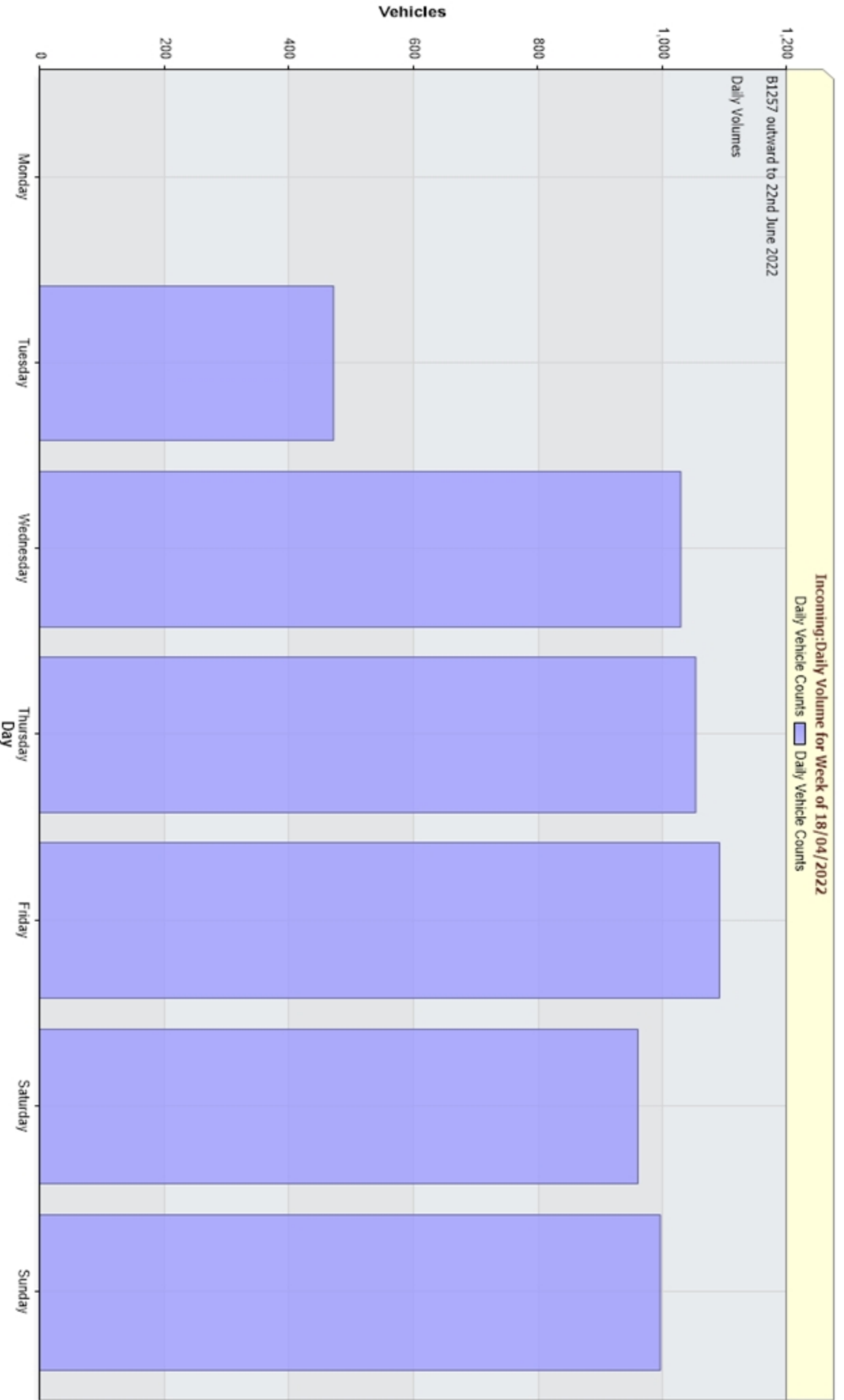


B1257 outward to 22nd June 2022

Average Weekly Volumes

Incoming: Average Hourly WEEKDAY Speeds for Week of 18/04/2022  
Average Hourly WEEKDAY Speeds By Hour (18/04/2022) ● Average Hourly WEEKDAY Speeds By Hour (18/04/2022)





B1257 outward to 22nd June 2022

Daily Volumes

Vehicles

Monday  
Tuesday  
Wednesday  
Thursday  
Friday  
Saturday  
Sunday

0

200

400

600

800

1,000

1,200

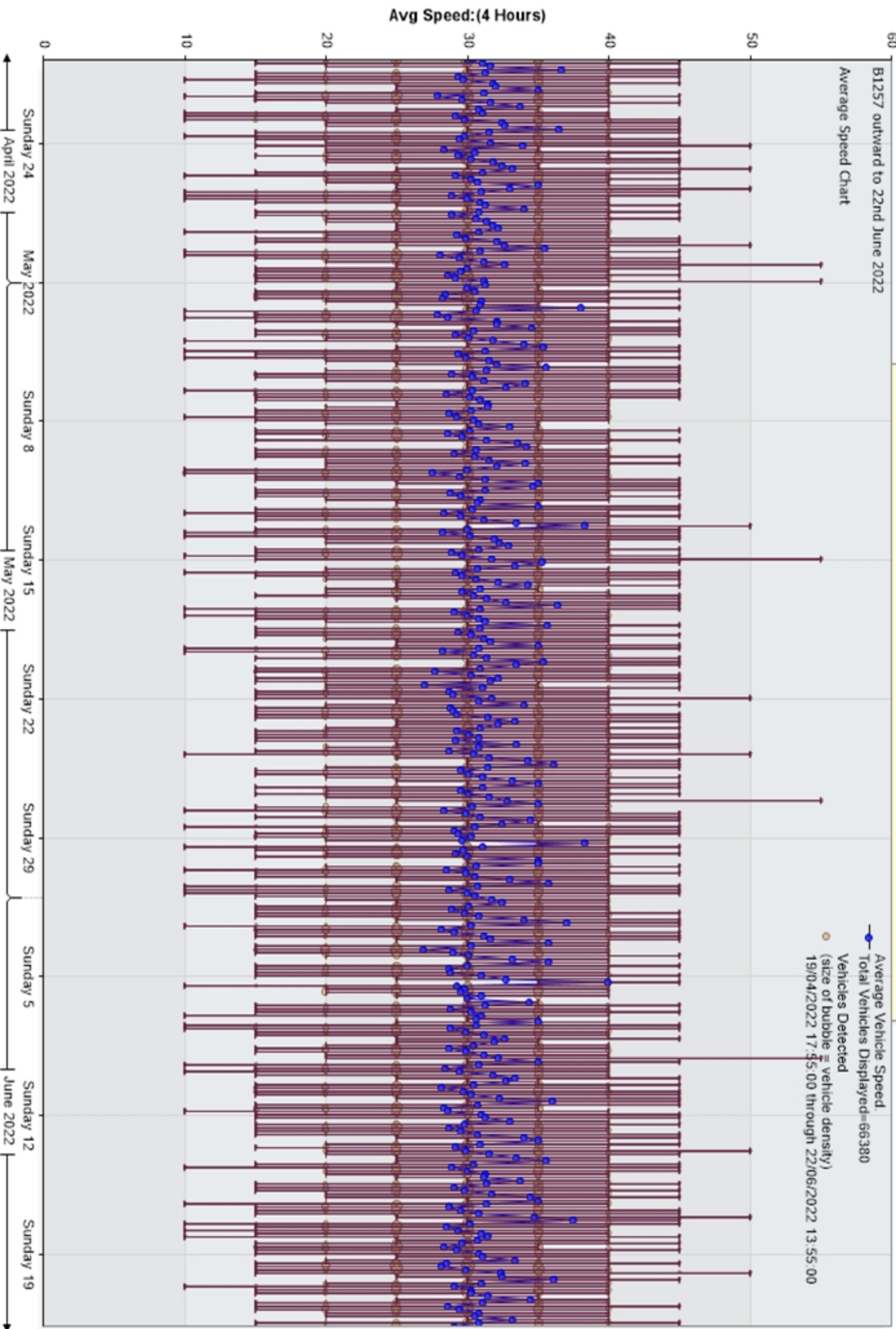
Daily Vehicle Counts



Daily Vehicle Counts

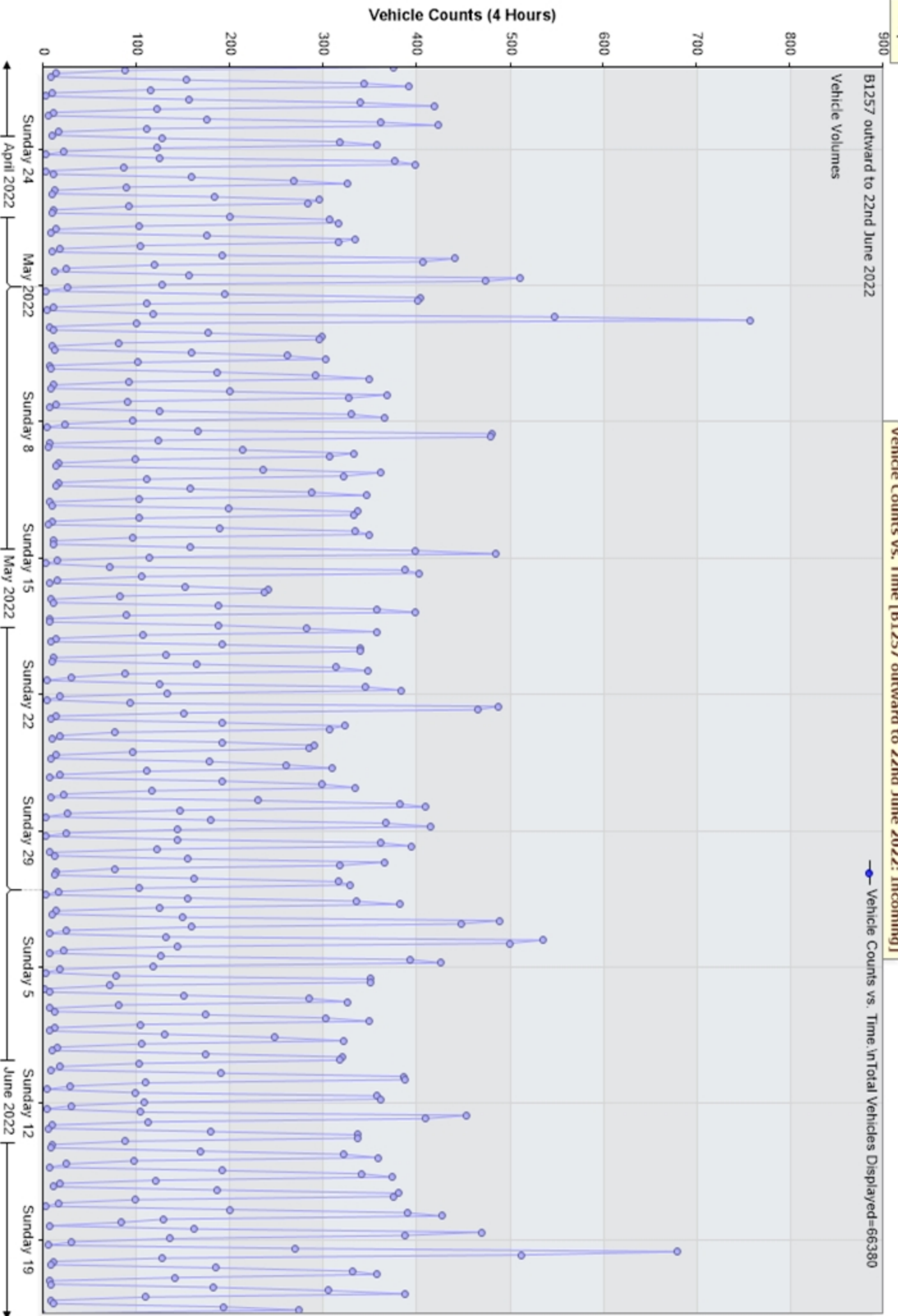
Zoom  
help

Average Vehicle Speed (MPH) vs. Time [B1257 outward to 22nd June 2022:Incoming]



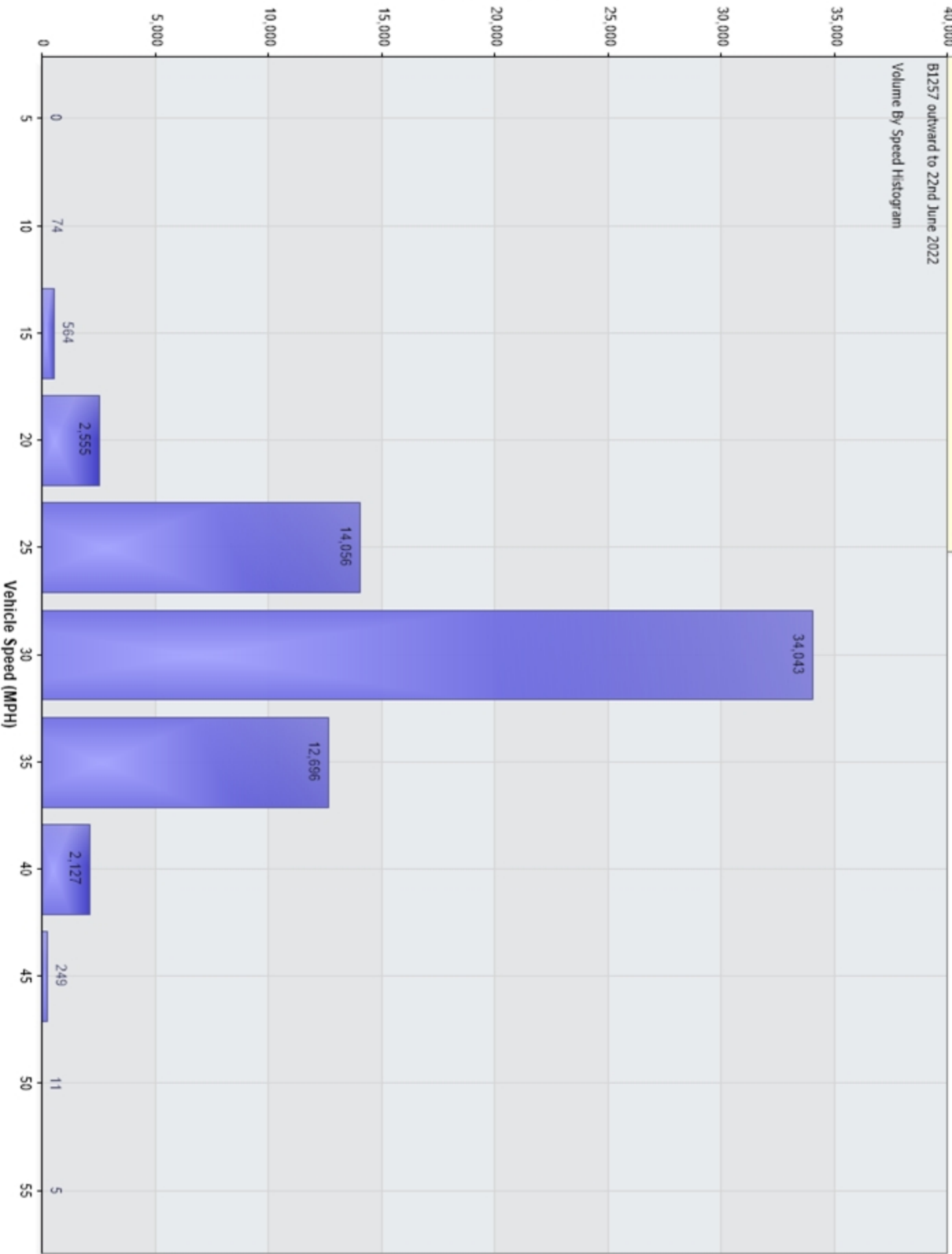
Zoom help

Vehicle Counts vs. Time [B1257 outward to 22nd June 2022: Incoming]



—●— Vehicle Counts vs. Time \nTotal Vehicles Displayed=66380

Vehicle Counts Vs. Speed [B1257 outward to 22nd June 2022: Incoming]



66,380 Counts

Percentile Counts Vs. Speed for [B1257 outward to 22nd June 2022: Incoming]

B1257 outward to 22nd June 2022

85th Pct Speed=32.0 MPH

Vehicles in data=66380

19/04/2022 13:00:00 to 22/06/2022 13:59:59

