

For Project:	A170	outward	to	22	June	2022
Project Notes:						
Location/Name:	Incoming					
Report Generated:	06/23/2022	11:23				
Speed Intervals	5 MPH					
Time Intervals	15					
Traffic Report From	03/15/2022	17:00:00	through	06/22/2022	12:59:59	
85th Percentile Speed	36.9 MPH					
85th Percentile Vehicles	319440					
Max Speed	85 MPH	on	06/02/2022	07:00:00		
Total Vehicles	375812					
AADT:	3802					

Volumes - weekly counts

	Time	5 Day	7 Day
Average Daily		3873	3760
AM Peak	11:00	326	339
PM Peak	04:00	383	356

Speed

Speed Limit: 30
85th Percentile Speed: 36.9
Average Speed: 31.1

	Monday	Tuesday	Wednesday	Thursday	Friday	Saturday	Sunday
Count over limit	29354	29455	29911	29938	35772	29857	26523
% over limit	55.8	54.3	54.7	55.4	56.9	57.2	58.6
Avg Speeder	34.9	34.9	34.9	34.9	34.9	35.1	35.1

Day/Time Ending	85th pctl (mph)	85th pctl cnts	Total Cnts	Max Speed	Avg Speeder	% Speeders
15/03/2022 18:00:00	34.7	338	398	50	33.9	50.3%
15/03/2022 19:00:00	36.7	213	251	50	34.6	60.6%
15/03/2022 20:00:00	37.3	114	134	55	35.3	56.0%
15/03/2022 21:00:00	39.3	77	91	50	36.1	57.1%
15/03/2022 22:00:00	42.1	48	56	60	37.6	69.6%
15/03/2022 23:00:00	38.6	41	48	50	36.3	58.3%
16/03/2022 00:00:00	38.3	18	21	45	35.0	66.7%
16/03/2022 01:00:00	40.0	6	7	50	38.5	71.4%
16/03/2022 02:00:00	50.0	1	1	50	47.5	100.0%
16/03/2022 03:00:00	55.0	1	1	55	52.5	100.0%
16/03/2022 04:00:00	35.0	1	1	35	32.5	100.0%
16/03/2022 05:00:00	35.0	4	5	40	35.0	40.0%
16/03/2022 06:00:00	42.5	8	10	50	38.6	90.0%
16/03/2022 07:00:00	42.8	26	31	50	38.4	71.0%
16/03/2022 08:00:00	38.6	85	100	55	35.7	69.0%
16/03/2022 09:00:00	36.5	172	202	55	35.1	50.0%
16/03/2022 10:00:00	36.9	245	288	60	35.0	54.9%
16/03/2022 11:00:00	36.4	218	256	45	34.7	51.6%
16/03/2022 12:00:00	34.8	213	251	55	34.5	48.6%
16/03/2022 13:00:00	35.8	211	248	50	34.4	55.6%
16/03/2022 14:00:00	35.8	229	269	50	34.4	51.7%
16/03/2022 15:00:00	35.0	201	236	45	34.2	48.7%
16/03/2022 16:00:00	34.7	255	300	50	34.1	48.3%
16/03/2022 17:00:00	34.8	275	323	50	34.0	52.9%
16/03/2022 18:00:00	35.3	266	313	50	34.1	56.2%
16/03/2022 19:00:00	36.5	182	214	45	34.5	59.3%
16/03/2022 20:00:00	37.1	100	118	50	35.0	57.6%
16/03/2022 21:00:00	37.5	58	68	50	34.6	72.1%
16/03/2022 22:00:00	39.6	55	65	50	36.5	60.0%
16/03/2022 23:00:00	38.3	43	51	50	36.3	54.9%
17/03/2022 00:00:00	40.0	15	18	45	36.3	72.2%
17/03/2022 01:00:00	45.0	2	2	45	37.5	100.0%
17/03/2022 02:00:00	35.0	3	3	35	32.5	33.3%
17/03/2022 03:00:00	0.0	0	0	0	0.0	0.0%
17/03/2022 04:00:00	40.0	3	3	40	34.2	100.0%
17/03/2022 05:00:00	55.0	2	2	55	45.0	100.0%
17/03/2022 06:00:00	42.5	4	5	45	38.5	100.0%
17/03/2022 07:00:00	45.0	24	28	55	37.9	85.7%
17/03/2022 08:00:00	39.8	92	108	55	36.6	69.4%
17/03/2022 09:00:00	38.1	173	203	50	35.3	64.0%
17/03/2022 10:00:00	37.6	233	274	50	35.2	58.8%
17/03/2022 11:00:00	37.0	222	261	50	34.9	58.6%
17/03/2022 12:00:00	36.6	246	289	45	34.6	56.7%
17/03/2022 13:00:00	36.8	287	338	50	34.6	62.1%
17/03/2022 14:00:00	37.3	222	261	50	34.9	61.7%
17/03/2022 15:00:00	34.8	230	271	45	33.9	55.0%
17/03/2022 16:00:00	35.5	269	316	55	34.8	47.8%
17/03/2022 17:00:00	36.6	301	354	50	34.8	53.7%
17/03/2022 18:00:00	35.0	326	383	55	34.2	52.5%

17/03/2022 19:00:00	36.7	201	237	50	34.9	54.4%
17/03/2022 20:00:00	38.2	123	145	50	35.8	57.2%
17/03/2022 21:00:00	38.2	66	78	75	35.9	69.2%
17/03/2022 22:00:00	38.2	53	62	55	36.1	56.5%
17/03/2022 23:00:00	40.7	42	50	55	37.3	64.0%
18/03/2022 00:00:00	38.3	15	18	50	35.4	77.8%
18/03/2022 01:00:00	48.3	9	11	55	43.8	72.7%
18/03/2022 02:00:00	35.0	2	2	35	32.5	100.0%
18/03/2022 03:00:00	30.0	1	1	30	0.0	0.0%
18/03/2022 04:00:00	50.0	2	2	50	40.0	100.0%
18/03/2022 05:00:00	50.0	2	2	50	47.5	100.0%
18/03/2022 06:00:00	42.5	6	7	45	37.5	85.7%
18/03/2022 07:00:00	40.0	32	38	45	36.8	60.5%
18/03/2022 08:00:00	40.0	74	87	60	36.8	85.1%
18/03/2022 09:00:00	37.1	191	225	50	34.8	61.8%
18/03/2022 10:00:00	36.5	230	271	50	34.9	53.5%
18/03/2022 11:00:00	36.4	270	318	55	34.5	59.7%
18/03/2022 12:00:00	36.9	275	324	45	34.6	61.7%
18/03/2022 13:00:00	34.9	312	367	50	34.1	50.7%
18/03/2022 14:00:00	37.1	314	370	50	34.8	63.0%
18/03/2022 15:00:00	37.4	288	339	50	34.9	62.8%
18/03/2022 16:00:00	36.5	327	385	50	34.7	52.5%
18/03/2022 17:00:00	36.6	344	405	55	34.7	56.3%
18/03/2022 18:00:00	36.6	359	422	50	34.8	55.2%
18/03/2022 19:00:00	37.5	240	282	50	35.0	60.3%
18/03/2022 20:00:00	37.8	141	166	50	35.1	66.9%
18/03/2022 21:00:00	37.4	95	112	50	35.2	58.9%
18/03/2022 22:00:00	36.7	60	71	55	35.6	56.3%
18/03/2022 23:00:00	40.6	49	58	50	36.9	62.1%
19/03/2022 00:00:00	38.1	29	34	50	35.9	55.9%
19/03/2022 01:00:00	46.7	10	12	50	39.5	83.3%
19/03/2022 02:00:00	47.5	7	8	50	40.0	100.0%
19/03/2022 03:00:00	40.0	3	3	40	34.2	100.0%
19/03/2022 04:00:00	35.0	1	1	35	32.5	100.0%
19/03/2022 05:00:00	0.0	0	0	0	0.0	0.0%
19/03/2022 06:00:00	45.0	4	5	55	44.2	60.0%
19/03/2022 07:00:00	43.8	18	21	50	37.0	90.5%
19/03/2022 08:00:00	43.6	37	43	50	37.8	79.1%
19/03/2022 09:00:00	39.5	79	93	55	36.3	69.9%
19/03/2022 10:00:00	36.3	170	200	50	34.6	55.0%
19/03/2022 11:00:00	35.9	254	299	50	34.7	50.8%
19/03/2022 12:00:00	37.0	287	338	50	34.8	58.6%
19/03/2022 13:00:00	36.4	338	398	50	34.6	55.5%
19/03/2022 14:00:00	37.6	307	361	55	34.9	64.5%
19/03/2022 15:00:00	34.9	294	346	45	34.0	54.9%
19/03/2022 16:00:00	35.7	284	334	55	34.4	54.2%
19/03/2022 17:00:00	37.1	269	316	50	34.7	62.0%
19/03/2022 18:00:00	36.9	242	285	50	34.6	61.4%
19/03/2022 19:00:00	38.6	146	172	50	35.8	66.3%
19/03/2022 20:00:00	38.0	116	136	50	35.3	64.0%

19/03/2022 21:00:00	40.0	66	78	50	36.3	70.5%
19/03/2022 22:00:00	41.7	41	48	55	37.8	70.8%
19/03/2022 23:00:00	37.8	32	38	45	35.1	65.8%
20/03/2022 00:00:00	44.0	26	30	65	39.4	70.0%
20/03/2022 01:00:00	40.0	16	19	50	37.1	63.2%
20/03/2022 02:00:00	45.0	3	3	45	40.0	66.7%
20/03/2022 03:00:00	52.5	5	6	55	44.2	100.0%
20/03/2022 04:00:00	37.5	4	5	40	35.8	60.0%
20/03/2022 05:00:00	35.0	3	3	35	32.5	33.3%
20/03/2022 06:00:00	30.0	1	1	30	0.0	0.0%
20/03/2022 07:00:00	50.0	14	16	55	39.4	81.3%
20/03/2022 08:00:00	43.0	19	22	50	38.4	77.3%
20/03/2022 09:00:00	39.2	42	50	55	36.5	70.0%
20/03/2022 10:00:00	38.5	103	121	50	35.5	62.8%
20/03/2022 11:00:00	37.3	208	245	50	35.1	57.1%
20/03/2022 12:00:00	36.8	235	277	50	35.1	49.1%
20/03/2022 13:00:00	37.6	295	347	50	35.0	64.6%
20/03/2022 14:00:00	36.8	334	393	50	34.8	57.5%
20/03/2022 15:00:00	36.4	290	341	50	34.6	54.0%
20/03/2022 16:00:00	36.6	248	292	55	34.5	64.0%
20/03/2022 17:00:00	37.0	231	272	50	34.8	59.9%
20/03/2022 18:00:00	37.1	190	223	50	34.8	59.6%
20/03/2022 19:00:00	38.6	128	151	45	35.7	62.3%
20/03/2022 20:00:00	36.6	84	99	55	34.9	56.6%
20/03/2022 21:00:00	36.7	63	74	50	35.3	59.5%
20/03/2022 22:00:00	39.2	40	47	55	38.2	46.8%
20/03/2022 23:00:00	40.0	23	27	50	36.3	59.3%
21/03/2022 00:00:00	40.0	14	16	60	39.2	37.5%
21/03/2022 01:00:00	38.8	7	8	40	35.8	75.0%
21/03/2022 02:00:00	40.0	6	7	55	38.5	71.4%
21/03/2022 03:00:00	35.0	1	1	35	32.5	100.0%
21/03/2022 04:00:00	40.0	3	3	40	35.8	100.0%
21/03/2022 05:00:00	45.0	2	2	45	37.5	100.0%
21/03/2022 06:00:00	40.0	11	13	45	36.1	53.8%
21/03/2022 07:00:00	43.1	28	33	55	39.4	72.7%
21/03/2022 08:00:00	39.8	93	109	50	36.4	68.8%
21/03/2022 09:00:00	38.7	158	186	50	35.7	65.6%
21/03/2022 10:00:00	36.1	246	290	50	34.5	54.1%
21/03/2022 11:00:00	37.3	194	228	45	34.8	61.8%
21/03/2022 12:00:00	36.4	264	310	50	34.6	56.1%
21/03/2022 13:00:00	35.2	262	308	50	34.2	55.5%
21/03/2022 14:00:00	37.5	230	270	60	35.1	62.6%
21/03/2022 15:00:00	37.8	217	255	50	35.2	59.2%
21/03/2022 16:00:00	34.9	298	350	45	33.9	54.9%
21/03/2022 17:00:00	36.0	268	315	50	34.6	54.0%
21/03/2022 18:00:00	36.5	294	346	50	34.9	52.0%
21/03/2022 19:00:00	37.0	221	260	50	35.0	55.4%
21/03/2022 20:00:00	37.9	123	145	50	35.5	57.2%
21/03/2022 21:00:00	37.5	76	89	45	35.0	59.6%
21/03/2022 22:00:00	40.0	50	59	50	37.0	62.7%

21/03/2022 23:00:00	42.5	28	33	50	37.5	69.7%
22/03/2022 00:00:00	41.7	14	16	45	36.3	75.0%
22/03/2022 01:00:00	30.0	5	6	45	42.5	16.7%
22/03/2022 02:00:00	35.0	3	4	50	37.5	75.0%
22/03/2022 03:00:00	0.0	0	0	0	0.0	0.0%
22/03/2022 04:00:00	35.0	4	5	40	33.8	80.0%
22/03/2022 05:00:00	30.0	1	1	30	0.0	0.0%
22/03/2022 06:00:00	40.0	8	9	45	35.0	88.9%
22/03/2022 07:00:00	41.2	24	28	50	36.8	75.0%
22/03/2022 08:00:00	39.2	88	104	55	36.5	67.3%
22/03/2022 09:00:00	36.7	183	215	50	35.0	50.7%
22/03/2022 10:00:00	36.5	239	281	60	34.8	56.2%
22/03/2022 11:00:00	35.8	223	262	45	34.3	55.0%
22/03/2022 12:00:00	37.3	251	295	55	34.9	61.0%
22/03/2022 13:00:00	36.2	264	310	50	34.5	56.5%
22/03/2022 14:00:00	36.0	233	274	50	34.4	56.9%
22/03/2022 15:00:00	35.3	216	254	50	34.4	52.8%
22/03/2022 16:00:00	36.5	230	270	45	34.4	59.6%
22/03/2022 17:00:00	36.4	249	293	50	34.6	55.6%
22/03/2022 18:00:00	35.2	303	357	50	34.6	49.3%
22/03/2022 19:00:00	37.7	234	275	50	35.2	59.6%
22/03/2022 20:00:00	36.9	112	132	50	34.8	59.1%
22/03/2022 21:00:00	38.6	80	94	55	35.8	64.9%
22/03/2022 22:00:00	39.1	48	57	55	36.8	59.6%
22/03/2022 23:00:00	41.0	37	43	55	37.0	72.1%
23/03/2022 00:00:00	40.0	9	11	50	37.5	81.8%
23/03/2022 01:00:00	45.0	3	4	50	40.8	75.0%
23/03/2022 02:00:00	40.0	3	3	40	35.0	66.7%
23/03/2022 03:00:00	0.0	0	0	0	0.0	0.0%
23/03/2022 04:00:00	40.0	1	1	40	37.5	100.0%
23/03/2022 05:00:00	40.0	2	2	40	37.5	50.0%
23/03/2022 06:00:00	40.0	6	7	45	36.7	85.7%
23/03/2022 07:00:00	40.0	26	31	50	37.0	71.0%
23/03/2022 08:00:00	41.4	76	89	60	36.8	77.5%
23/03/2022 09:00:00	37.4	188	221	50	34.9	62.4%
23/03/2022 10:00:00	36.9	250	294	55	34.6	62.2%
23/03/2022 11:00:00	37.2	241	284	50	34.8	63.7%
23/03/2022 12:00:00	36.4	298	350	50	34.8	52.9%
23/03/2022 13:00:00	36.9	266	313	50	34.8	55.9%
23/03/2022 14:00:00	36.0	274	322	45	34.3	60.2%
23/03/2022 15:00:00	36.4	242	285	45	34.3	60.7%
23/03/2022 16:00:00	34.9	247	291	50	34.2	50.2%
23/03/2022 17:00:00	35.0	286	336	45	34.2	48.2%
23/03/2022 18:00:00	34.6	297	349	50	33.8	55.0%
23/03/2022 19:00:00	36.2	247	291	45	34.5	53.3%
23/03/2022 20:00:00	38.1	117	138	45	35.6	57.2%
23/03/2022 21:00:00	37.5	68	80	50	35.1	60.0%
23/03/2022 22:00:00	39.3	61	72	55	36.6	54.2%
23/03/2022 23:00:00	38.8	36	42	50	36.3	61.9%
24/03/2022 00:00:00	42.5	17	20	50	38.3	65.0%

24/03/2022 01:00:00	40.0	9	11	45	37.5	100.0%
24/03/2022 02:00:00	45.0	5	6	55	47.5	33.3%
24/03/2022 03:00:00	50.0	3	4	60	42.5	100.0%
24/03/2022 04:00:00	30.0	3	4	35	32.5	25.0%
24/03/2022 05:00:00	30.0	1	1	30	0.0	0.0%
24/03/2022 06:00:00	42.5	9	11	45	37.5	81.8%
24/03/2022 07:00:00	40.0	26	31	55	37.5	80.6%
24/03/2022 08:00:00	40.4	98	115	60	36.6	70.4%
24/03/2022 09:00:00	39.2	183	215	55	36.2	61.9%
24/03/2022 10:00:00	36.7	250	294	55	34.8	53.7%
24/03/2022 11:00:00	35.9	264	311	45	34.6	48.6%
24/03/2022 12:00:00	36.7	292	343	50	34.6	55.7%
24/03/2022 13:00:00	35.6	287	338	45	34.4	52.7%
24/03/2022 14:00:00	36.8	260	306	50	34.8	54.6%
24/03/2022 15:00:00	36.4	263	309	50	34.6	57.6%
24/03/2022 16:00:00	34.6	299	352	45	34.1	48.3%
24/03/2022 17:00:00	36.1	274	322	50	34.8	49.4%
24/03/2022 18:00:00	34.8	352	414	55	34.3	50.5%
24/03/2022 19:00:00	37.4	208	245	50	34.8	65.3%
24/03/2022 20:00:00	38.3	114	134	60	35.7	64.2%
24/03/2022 21:00:00	37.1	82	97	45	35.0	57.7%
24/03/2022 22:00:00	38.9	70	82	50	36.3	59.8%
24/03/2022 23:00:00	37.5	27	32	50	36.4	43.8%
25/03/2022 00:00:00	37.5	14	16	40	34.3	68.8%
25/03/2022 01:00:00	35.0	6	7	45	34.2	85.7%
25/03/2022 02:00:00	55.0	4	5	60	46.3	80.0%
25/03/2022 03:00:00	30.0	2	2	30	0.0	0.0%
25/03/2022 04:00:00	40.0	1	1	40	37.5	100.0%
25/03/2022 05:00:00	50.0	3	3	50	37.5	100.0%
25/03/2022 06:00:00	43.3	6	7	45	38.5	71.4%
25/03/2022 07:00:00	42.5	25	29	50	37.5	75.9%
25/03/2022 08:00:00	43.1	71	83	55	37.7	75.9%
25/03/2022 09:00:00	37.6	171	201	50	35.1	60.7%
25/03/2022 10:00:00	37.0	258	304	50	34.9	55.9%
25/03/2022 11:00:00	36.9	270	318	55	34.7	59.4%
25/03/2022 12:00:00	36.5	298	351	55	34.7	56.7%
25/03/2022 13:00:00	36.1	303	357	45	34.3	58.0%
25/03/2022 14:00:00	35.6	330	388	50	34.1	57.2%
25/03/2022 15:00:00	36.2	294	346	50	34.5	55.2%
25/03/2022 16:00:00	36.5	328	386	50	34.7	53.4%
25/03/2022 17:00:00	34.8	377	443	50	34.1	49.7%
25/03/2022 18:00:00	36.2	395	465	55	34.7	51.8%
25/03/2022 19:00:00	37.5	278	327	65	35.0	63.3%
25/03/2022 20:00:00	39.0	151	178	55	35.8	69.1%
25/03/2022 21:00:00	38.9	86	101	50	35.8	64.4%
25/03/2022 22:00:00	40.0	54	63	50	37.3	68.3%
25/03/2022 23:00:00	38.6	38	45	45	36.0	60.0%
26/03/2022 00:00:00	41.7	33	39	55	38.7	64.1%
26/03/2022 01:00:00	42.5	14	17	55	39.2	70.6%
26/03/2022 02:00:00	45.0	3	3	45	35.8	100.0%

26/03/2022 03:00:00	45.0	1	1	45	42.5	100.0%
26/03/2022 04:00:00	45.0	3	3	45	37.5	100.0%
26/03/2022 05:00:00	40.0	3	4	50	40.8	75.0%
26/03/2022 06:00:00	38.8	5	6	40	35.8	100.0%
26/03/2022 07:00:00	43.8	15	18	50	40.2	61.1%
26/03/2022 08:00:00	41.7	37	44	50	38.1	61.4%
26/03/2022 09:00:00	40.0	74	87	55	36.1	74.7%
26/03/2022 10:00:00	38.4	196	230	50	35.6	60.9%
26/03/2022 11:00:00	34.4	309	363	55	34.5	37.2%
26/03/2022 12:00:00	37.8	334	393	50	35.3	57.8%
26/03/2022 13:00:00	36.9	341	401	55	34.9	55.4%
26/03/2022 14:00:00	37.1	314	370	50	35.0	57.8%
26/03/2022 15:00:00	36.5	284	334	50	34.6	58.7%
26/03/2022 16:00:00	36.1	301	354	45	34.5	54.5%
26/03/2022 17:00:00	36.1	277	326	55	34.6	56.7%
26/03/2022 18:00:00	35.7	264	310	50	34.4	54.8%
26/03/2022 19:00:00	37.3	175	206	50	35.1	57.3%
26/03/2022 20:00:00	36.5	139	164	60	34.9	58.5%
26/03/2022 21:00:00	38.3	84	99	50	35.4	70.7%
26/03/2022 22:00:00	39.3	58	68	50	35.9	66.2%
26/03/2022 23:00:00	38.2	45	53	50	35.5	66.0%
27/03/2022 00:00:00	40.0	32	38	50	37.5	52.6%
27/03/2022 01:00:00	41.7	19	22	55	37.1	54.5%
27/03/2022 02:00:00	42.5	8	10	50	38.1	90.0%
27/03/2022 03:00:00	50.0	3	4	60	45.0	100.0%
27/03/2022 04:00:00	35.0	3	4	45	37.5	50.0%
27/03/2022 05:00:00	55.0	2	2	55	50.0	100.0%
27/03/2022 06:00:00	45.0	5	6	50	39.5	83.3%
27/03/2022 07:00:00	35.0	22	26	50	35.8	46.2%
27/03/2022 08:00:00	41.4	60	70	55	36.8	70.0%
27/03/2022 09:00:00	38.1	98	115	55	35.7	56.5%
27/03/2022 10:00:00	36.0	196	230	55	34.8	50.0%
27/03/2022 11:00:00	36.9	269	317	50	34.7	59.9%
27/03/2022 12:00:00	36.1	310	365	55	34.4	57.0%
27/03/2022 13:00:00	38.4	264	311	50	35.5	64.6%
27/03/2022 14:00:00	36.4	266	313	50	34.7	54.3%
27/03/2022 15:00:00	37.5	245	288	50	35.2	55.6%
27/03/2022 16:00:00	35.1	252	297	60	34.3	55.9%
27/03/2022 17:00:00	37.1	235	277	50	34.7	65.0%
27/03/2022 18:00:00	37.0	177	208	50	34.8	59.6%
27/03/2022 19:00:00	39.0	113	133	50	35.9	64.7%
27/03/2022 20:00:00	38.5	83	98	45	35.4	65.3%
27/03/2022 21:00:00	40.0	55	65	55	37.7	67.7%
27/03/2022 22:00:00	38.8	59	69	50	36.1	60.9%
27/03/2022 23:00:00	42.5	14	17	55	37.8	88.2%
28/03/2022 00:00:00	40.0	5	6	50	39.2	50.0%
28/03/2022 01:00:00	40.0	3	3	40	34.2	100.0%
28/03/2022 02:00:00	45.0	3	3	45	37.5	100.0%
28/03/2022 03:00:00	40.0	2	2	40	35.0	100.0%
28/03/2022 04:00:00	45.0	2	2	45	40.0	100.0%

28/03/2022 05:00:00	40.0	10	12	55	37.5	83.3%
28/03/2022 06:00:00	45.0	21	25	55	39.0	80.0%
28/03/2022 07:00:00	41.4	77	91	55	37.4	73.6%
28/03/2022 08:00:00	37.2	144	170	55	35.3	54.7%
28/03/2022 09:00:00	35.5	238	280	55	34.5	50.4%
28/03/2022 10:00:00	35.7	214	252	55	34.7	50.4%
28/03/2022 11:00:00	36.8	213	251	50	34.5	64.9%
28/03/2022 12:00:00	35.5	238	280	50	34.6	47.9%
28/03/2022 13:00:00	35.8	208	245	50	34.4	55.5%
28/03/2022 14:00:00	34.8	224	264	55	34.1	52.7%
28/03/2022 15:00:00	34.9	269	317	45	33.8	57.4%
28/03/2022 16:00:00	34.8	270	318	45	34.1	47.5%
28/03/2022 17:00:00	35.5	262	308	50	34.3	54.9%
28/03/2022 18:00:00	37.0	200	235	50	35.0	53.6%
28/03/2022 19:00:00	37.8	107	126	55	35.6	57.1%
28/03/2022 20:00:00	37.4	77	91	50	35.0	62.6%
28/03/2022 21:00:00	38.8	45	53	50	36.4	50.9%
28/03/2022 22:00:00	39.2	37	44	50	36.2	61.4%
28/03/2022 23:00:00	42.5	12	14	45	38.0	71.4%
29/03/2022 00:00:00	45.0	4	5	50	39.5	100.0%
29/03/2022 01:00:00	25.0	3	4	30	0.0	0.0%
29/03/2022 02:00:00	35.0	1	1	35	32.5	100.0%
29/03/2022 03:00:00	40.0	2	2	40	35.0	100.0%
29/03/2022 04:00:00	45.0	2	2	45	42.5	100.0%
29/03/2022 05:00:00	42.5	11	13	45	38.1	69.2%
29/03/2022 06:00:00	37.5	26	31	50	36.0	54.8%
29/03/2022 07:00:00	41.2	85	100	55	37.4	65.0%
29/03/2022 08:00:00	34.9	167	196	50	34.3	49.5%
29/03/2022 09:00:00	34.9	216	254	55	34.3	51.6%
29/03/2022 10:00:00	34.8	219	258	55	34.5	48.4%
29/03/2022 11:00:00	35.5	225	265	45	34.5	49.8%
29/03/2022 12:00:00	35.4	225	265	45	34.0	58.5%
29/03/2022 13:00:00	35.8	209	246	45	34.4	54.5%
29/03/2022 14:00:00	35.9	221	260	55	34.7	49.6%
29/03/2022 15:00:00	34.5	243	286	50	34.0	47.6%
29/03/2022 16:00:00	34.9	286	337	50	34.3	48.4%
29/03/2022 17:00:00	34.7	317	373	45	34.2	47.7%
29/03/2022 18:00:00	37.6	223	262	50	35.0	61.5%
29/03/2022 19:00:00	37.3	122	143	50	34.9	60.1%
29/03/2022 20:00:00	37.2	95	112	50	35.4	53.6%
29/03/2022 21:00:00	39.5	42	50	50	36.0	74.0%
29/03/2022 22:00:00	42.0	26	30	50	37.3	73.3%
29/03/2022 23:00:00	44.0	18	21	55	38.6	90.5%
30/03/2022 00:00:00	45.0	5	6	50	40.8	50.0%
30/03/2022 01:00:00	45.0	2	2	45	42.5	100.0%
30/03/2022 02:00:00	30.0	1	1	30	0.0	0.0%
30/03/2022 03:00:00	45.0	2	2	45	40.0	100.0%
30/03/2022 04:00:00	30.0	2	2	30	0.0	0.0%
30/03/2022 05:00:00	45.0	9	11	50	38.5	90.9%
30/03/2022 06:00:00	40.0	25	29	50	36.5	72.4%

30/03/2022 07:00:00	39.2	62	73	45	35.6	65.8%
30/03/2022 08:00:00	36.8	178	209	50	35.2	50.2%
30/03/2022 09:00:00	36.8	210	247	50	34.7	57.5%
30/03/2022 10:00:00	35.6	200	235	50	34.5	47.7%
30/03/2022 11:00:00	34.7	210	247	45	34.0	48.2%
30/03/2022 12:00:00	35.9	218	256	45	34.4	53.1%
30/03/2022 13:00:00	36.1	188	221	50	34.5	57.9%
30/03/2022 14:00:00	34.7	184	217	50	34.3	49.8%
30/03/2022 15:00:00	34.9	235	277	50	34.1	53.8%
30/03/2022 16:00:00	35.9	235	276	45	34.3	55.4%
30/03/2022 17:00:00	37.0	283	333	55	34.8	60.7%
30/03/2022 18:00:00	37.2	176	207	65	35.2	57.5%
30/03/2022 19:00:00	37.6	108	127	60	35.0	66.9%
30/03/2022 20:00:00	38.0	69	81	55	35.8	56.8%
30/03/2022 21:00:00	36.0	50	59	55	35.8	49.2%
30/03/2022 22:00:00	38.9	24	28	45	35.8	71.4%
30/03/2022 23:00:00	41.7	20	23	50	37.2	69.6%
31/03/2022 00:00:00	42.5	7	8	45	36.1	87.5%
31/03/2022 01:00:00	45.0	2	2	45	42.5	50.0%
31/03/2022 02:00:00	30.0	1	1	30	0.0	0.0%
31/03/2022 03:00:00	35.0	2	2	35	32.5	100.0%
31/03/2022 04:00:00	0.0	0	0	0	0.0	0.0%
31/03/2022 05:00:00	37.5	8	9	40	35.0	44.4%
31/03/2022 06:00:00	38.3	20	23	45	35.0	60.9%
31/03/2022 07:00:00	36.7	54	63	45	34.5	55.6%
31/03/2022 08:00:00	34.9	148	174	40	33.8	55.2%
31/03/2022 09:00:00	34.9	185	218	45	34.3	50.0%
31/03/2022 10:00:00	37.4	173	203	50	35.0	58.6%
31/03/2022 11:00:00	35.3	111	131	50	34.1	58.8%
31/03/2022 12:00:00	**No Data**					
31/03/2022 13:00:00	**No Data**					
					
31/03/2022 15:00:00	35.5	112	132	50	34.5	47.0%
31/03/2022 16:00:00	36.6	262	308	45	34.6	55.5%
31/03/2022 17:00:00	36.8	271	319	45	34.8	57.1%
31/03/2022 18:00:00	37.8	207	243	45	35.2	58.8%
31/03/2022 19:00:00	38.2	121	142	45	35.2	64.8%
31/03/2022 20:00:00	40.0	60	71	50	36.0	74.6%
31/03/2022 21:00:00	39.4	48	57	50	37.0	52.6%
31/03/2022 22:00:00	38.3	32	38	50	35.6	68.4%
31/03/2022 23:00:00	47.5	15	18	55	38.6	100.0%
01/04/2022 00:00:00	40.0	9	11	50	38.1	81.8%
01/04/2022 01:00:00	50.0	3	3	50	40.8	100.0%
01/04/2022 02:00:00	35.0	2	2	35	32.5	100.0%
01/04/2022 03:00:00	30.0	4	5	35	32.5	20.0%
01/04/2022 04:00:00	55.0	1	1	55	52.5	100.0%
01/04/2022 05:00:00	35.0	9	11	40	34.5	45.5%
01/04/2022 06:00:00	39.4	23	27	50	36.7	70.4%
01/04/2022 07:00:00	40.0	61	72	55	36.6	65.3%
01/04/2022 08:00:00	35.8	145	171	60	34.6	56.1%

01/04/2022 09:00:00	37.2	196	231	55	35.3	53.7%
01/04/2022 10:00:00	37.1	225	265	50	34.9	58.1%
01/04/2022 11:00:00	35.8	129	152	45	34.5	52.0%
01/04/2022 12:00:00	**No Data**					
01/04/2022 13:00:00	**No Data**					
01/04/2022 15:00:00	35.2	162	191	45	34.2	49.2%
01/04/2022 16:00:00	34.8	348	410	50	34.0	52.9%
01/04/2022 17:00:00	36.8	341	401	50	34.7	61.8%
01/04/2022 18:00:00	38.5	235	276	50	35.5	65.6%
01/04/2022 19:00:00	38.8	137	161	45	35.5	68.9%
01/04/2022 20:00:00	40.4	93	109	50	36.9	57.8%
01/04/2022 21:00:00	39.1	54	63	45	36.8	46.0%
01/04/2022 22:00:00	40.0	40	47	60	36.9	74.5%
01/04/2022 23:00:00	41.7	30	35	55	38.6	54.3%
02/04/2022 00:00:00	42.5	13	15	50	38.8	53.3%
02/04/2022 01:00:00	40.0	4	5	45	35.5	100.0%
02/04/2022 02:00:00	50.0	3	3	50	39.2	100.0%
02/04/2022 03:00:00	30.0	1	1	30	0.0	0.0%
02/04/2022 04:00:00	35.0	3	4	45	35.8	75.0%
02/04/2022 05:00:00	45.0	6	7	50	40.0	85.7%
02/04/2022 06:00:00	45.0	13	15	50	38.9	73.3%
02/04/2022 07:00:00	36.7	31	37	55	36.0	45.9%
02/04/2022 08:00:00	40.6	62	73	55	36.9	69.9%
02/04/2022 09:00:00	37.6	138	162	55	35.7	50.6%
02/04/2022 10:00:00	36.0	235	276	50	34.8	51.8%
02/04/2022 11:00:00	37.2	149	175	45	34.8	59.4%
02/04/2022 12:00:00	**No Data**					
02/04/2022 13:00:00	36.9	103	121	50	34.7	60.3%
02/04/2022 14:00:00	36.3	303	356	50	34.6	55.1%
02/04/2022 15:00:00	35.9	276	325	50	34.4	52.9%
02/04/2022 16:00:00	35.7	285	335	45	34.2	56.1%
02/04/2022 17:00:00	35.7	238	280	55	34.7	53.6%
02/04/2022 18:00:00	37.3	171	201	60	35.1	61.2%
02/04/2022 19:00:00	39.0	104	122	50	36.1	64.8%
02/04/2022 20:00:00	36.4	62	73	45	34.2	64.4%
02/04/2022 21:00:00	41.0	42	49	55	37.0	67.3%
02/04/2022 22:00:00	40.8	40	47	55	37.2	66.0%
02/04/2022 23:00:00	38.1	24	28	45	34.8	78.6%
03/04/2022 00:00:00	37.0	20	24	45	34.7	66.7%
03/04/2022 01:00:00	40.0	11	13	45	35.6	61.5%
03/04/2022 02:00:00	38.3	10	12	45	35.6	66.7%
03/04/2022 03:00:00	50.0	3	3	50	44.2	100.0%
03/04/2022 04:00:00	65.0	1	1	65	62.5	100.0%
03/04/2022 05:00:00	50.0	3	3	50	42.5	100.0%
03/04/2022 06:00:00	45.0	5	6	50	37.5	100.0%
03/04/2022 07:00:00	40.0	19	22	50	37.1	59.1%
03/04/2022 08:00:00	41.7	40	47	55	38.5	51.1%
03/04/2022 09:00:00	38.5	88	104	55	35.8	69.2%
03/04/2022 10:00:00	39.0	169	199	50	36.2	60.3%
03/04/2022 11:00:00	37.7	236	278	50	35.0	64.0%

03/04/2022 12:00:00	37.6	247	291	50	35.0	62.9%
03/04/2022 13:00:00	36.6	280	330	55	34.6	61.8%
03/04/2022 14:00:00	35.0	225	265	50	34.2	52.5%
03/04/2022 15:00:00	35.3	254	299	50	34.2	56.9%
03/04/2022 16:00:00	37.0	222	261	45	34.4	67.0%
03/04/2022 17:00:00	35.9	222	261	50	34.4	52.5%
03/04/2022 18:00:00	37.9	150	176	55	35.7	56.8%
03/04/2022 19:00:00	38.6	100	118	55	36.0	61.9%
03/04/2022 20:00:00	38.9	83	98	50	36.1	61.2%
03/04/2022 21:00:00	38.8	40	47	50	36.1	68.1%
03/04/2022 22:00:00	37.5	25	29	40	34.9	58.6%
03/04/2022 23:00:00	40.0	3	4	50	39.2	75.0%
04/04/2022 00:00:00	40.0	5	6	50	38.8	66.7%
04/04/2022 01:00:00	35.0	3	4	50	40.0	50.0%
04/04/2022 02:00:00	35.0	1	1	35	32.5	100.0%
04/04/2022 03:00:00	40.0	1	1	40	37.5	100.0%
04/04/2022 04:00:00	42.5	5	6	45	39.5	83.3%
04/04/2022 05:00:00	40.0	8	10	45	37.5	50.0%
04/04/2022 06:00:00	40.0	22	26	45	36.9	61.5%
04/04/2022 07:00:00	40.0	82	97	50	37.3	61.9%
04/04/2022 08:00:00	37.1	197	232	50	34.9	61.2%
04/04/2022 09:00:00	36.0	218	256	50	34.7	52.0%
04/04/2022 10:00:00	37.1	198	233	50	34.9	57.9%
04/04/2022 11:00:00	36.9	237	279	50	34.9	58.4%
04/04/2022 12:00:00	35.3	237	279	50	34.2	53.4%
04/04/2022 13:00:00	37.4	229	269	55	35.0	60.6%
04/04/2022 14:00:00	36.7	255	300	50	34.9	53.0%
04/04/2022 15:00:00	35.4	309	364	50	34.3	54.4%
04/04/2022 16:00:00	35.9	305	359	55	34.4	58.8%
04/04/2022 17:00:00	36.7	281	331	50	34.7	56.8%
04/04/2022 18:00:00	36.7	228	268	50	34.8	56.3%
04/04/2022 19:00:00	39.2	109	128	50	36.2	60.2%
04/04/2022 20:00:00	38.2	85	100	50	35.8	56.0%
04/04/2022 21:00:00	37.9	55	65	55	35.8	55.4%
04/04/2022 22:00:00	38.6	21	25	50	36.5	60.0%
04/04/2022 23:00:00	38.3	17	20	45	35.4	60.0%
05/04/2022 00:00:00	50.0	3	3	50	47.5	33.3%
05/04/2022 01:00:00	45.0	3	3	45	37.5	66.7%
05/04/2022 02:00:00	30.0	1	1	30	0.0	0.0%
05/04/2022 03:00:00	0.0	0	0	0	0.0	0.0%
05/04/2022 04:00:00	30.0	2	2	30	0.0	0.0%
05/04/2022 05:00:00	42.5	8	10	50	37.5	100.0%
05/04/2022 06:00:00	40.0	20	24	45	36.4	75.0%
05/04/2022 07:00:00	39.8	79	93	55	37.1	63.4%
05/04/2022 08:00:00	35.2	180	212	50	34.5	51.9%
05/04/2022 09:00:00	36.8	207	243	50	34.8	58.4%
05/04/2022 10:00:00	34.9	246	290	45	34.0	56.2%
05/04/2022 11:00:00	35.9	258	303	50	34.6	52.5%
05/04/2022 12:00:00	35.0	235	276	55	34.2	51.4%
05/04/2022 13:00:00	35.5	217	255	55	34.2	58.8%

05/04/2022 14:00:00	36.0	225	265	50	34.5	55.8%
05/04/2022 15:00:00	35.5	269	317	45	34.3	52.7%
05/04/2022 16:00:00	36.2	292	343	55	34.8	49.9%
05/04/2022 17:00:00	36.7	301	354	55	34.8	57.6%
05/04/2022 18:00:00	37.3	213	251	45	34.9	59.4%
05/04/2022 19:00:00	37.1	109	128	50	35.4	49.2%
05/04/2022 20:00:00	38.5	66	78	50	35.6	61.5%
05/04/2022 21:00:00	39.1	39	46	50	36.9	54.3%
05/04/2022 22:00:00	40.7	37	43	45	36.6	62.8%
05/04/2022 23:00:00	40.0	13	15	45	36.4	60.0%
06/04/2022 00:00:00	47.5	6	7	50	40.8	85.7%
06/04/2022 01:00:00	40.0	4	5	45	35.5	100.0%
06/04/2022 02:00:00	35.0	3	3	35	32.5	33.3%
06/04/2022 03:00:00	38.3	3	4	40	37.5	75.0%
06/04/2022 04:00:00	40.0	4	5	55	42.5	60.0%
06/04/2022 05:00:00	40.0	3	3	40	35.8	100.0%
06/04/2022 06:00:00	40.0	27	32	45	37.0	62.5%
06/04/2022 07:00:00	40.7	98	115	55	36.7	67.0%
06/04/2022 08:00:00	38.1	188	221	50	35.5	57.0%
06/04/2022 09:00:00	36.1	224	264	50	34.7	50.4%
06/04/2022 10:00:00	37.3	215	253	55	35.0	58.1%
06/04/2022 11:00:00	36.4	262	308	50	34.6	53.9%
06/04/2022 12:00:00	**No Data**					
06/04/2022 13:00:00	**No Data**					
06/04/2022 14:00:00	37.5	137	161	45	34.8	65.2%
06/04/2022 15:00:00	35.1	282	332	45	34.2	50.3%
06/04/2022 16:00:00	36.3	269	317	50	34.6	58.0%
06/04/2022 17:00:00	36.8	329	387	55	34.8	59.7%
06/04/2022 18:00:00	37.2	214	252	50	34.7	64.3%
06/04/2022 19:00:00	37.4	134	158	50	35.3	56.3%
06/04/2022 20:00:00	37.1	82	97	50	35.0	60.8%
06/04/2022 21:00:00	38.7	49	58	50	36.2	60.3%
06/04/2022 22:00:00	40.7	37	44	50	36.3	72.7%
06/04/2022 23:00:00	40.0	18	21	45	36.2	71.4%
07/04/2022 00:00:00	42.5	8	9	45	36.3	88.9%
07/04/2022 01:00:00	0.0	0	0	0	0.0	0.0%
07/04/2022 02:00:00	0.0	0	0	0	0.0	0.0%
07/04/2022 03:00:00	0.0	0	0	0	0.0	0.0%
07/04/2022 04:00:00	60.0	1	1	60	57.5	100.0%
07/04/2022 05:00:00	40.0	7	8	50	36.5	62.5%
07/04/2022 06:00:00	40.0	23	27	45	36.6	63.0%
07/04/2022 07:00:00	39.3	93	109	55	36.3	67.0%
07/04/2022 08:00:00	37.4	145	171	45	35.1	58.5%
07/04/2022 09:00:00	34.9	221	260	50	34.5	43.1%
07/04/2022 10:00:00	36.0	237	279	55	34.7	52.3%
07/04/2022 11:00:00	36.2	222	261	50	35.1	50.6%
07/04/2022 12:00:00	36.2	191	225	45	34.6	53.8%
07/04/2022 13:00:00	**No Data**					
07/04/2022 14:00:00	36.9	227	267	45	34.7	58.8%
07/04/2022 15:00:00	34.8	274	322	45	34.0	49.4%

07/04/2022 16:00:00	37.0	230	271	50	35.0	57.2%
07/04/2022 17:00:00	36.1	291	342	50	34.6	51.8%
07/04/2022 18:00:00	38.2	230	271	50	35.6	60.5%
07/04/2022 19:00:00	38.4	109	128	55	35.6	62.5%
07/04/2022 20:00:00	38.5	88	104	50	36.0	61.5%
07/04/2022 21:00:00	36.8	64	75	45	34.8	56.0%
07/04/2022 22:00:00	41.7	30	35	60	38.0	57.1%
07/04/2022 23:00:00	38.6	20	23	50	35.6	69.6%
08/04/2022 00:00:00	40.0	11	13	45	36.0	76.9%
08/04/2022 01:00:00	57.5	3	4	60	48.8	100.0%
08/04/2022 02:00:00	0.0	0	0	0	0.0	0.0%
08/04/2022 03:00:00	0.0	0	0	0	0.0	0.0%
08/04/2022 04:00:00	60.0	2	2	60	45.0	100.0%
08/04/2022 05:00:00	35.0	8	9	40	33.8	44.4%
08/04/2022 06:00:00	41.2	28	33	50	38.3	57.6%
08/04/2022 07:00:00	39.8	71	84	55	36.7	72.6%
08/04/2022 08:00:00	38.4	155	182	50	35.4	64.8%
08/04/2022 09:00:00	36.8	237	279	55	34.9	55.9%
08/04/2022 10:00:00	36.8	272	320	50	34.8	55.9%
08/04/2022 11:00:00	36.2	258	304	50	34.6	55.3%
08/04/2022 12:00:00	35.7	326	383	50	34.3	54.3%
08/04/2022 13:00:00	36.0	301	354	50	34.4	56.8%
08/04/2022 14:00:00	37.1	289	340	50	34.9	57.6%
08/04/2022 15:00:00	35.2	311	366	50	34.2	54.1%
08/04/2022 16:00:00	34.8	407	479	45	34.1	47.8%
08/04/2022 17:00:00	36.1	367	432	50	34.7	50.9%
08/04/2022 18:00:00	37.4	255	300	60	35.1	61.0%
08/04/2022 19:00:00	37.5	156	183	50	35.2	56.8%
08/04/2022 20:00:00	39.7	89	105	55	36.6	65.7%
08/04/2022 21:00:00	38.1	66	78	55	35.9	59.0%
08/04/2022 22:00:00	39.0	56	66	55	36.4	54.5%
08/04/2022 23:00:00	38.3	22	26	60	36.6	65.4%
09/04/2022 00:00:00	38.8	14	16	45	35.5	62.5%
09/04/2022 01:00:00	40.0	9	11	50	38.2	63.6%
09/04/2022 02:00:00	50.0	3	3	50	39.2	100.0%
09/04/2022 03:00:00	50.0	2	2	50	47.5	50.0%
09/04/2022 04:00:00	55.0	1	1	55	52.5	100.0%
09/04/2022 05:00:00	40.0	7	8	45	37.5	100.0%
09/04/2022 06:00:00	48.3	14	16	55	40.6	81.3%
09/04/2022 07:00:00	42.9	25	29	50	38.2	75.9%
09/04/2022 08:00:00	38.5	90	106	60	35.8	69.8%
09/04/2022 09:00:00	37.9	147	173	60	35.6	57.8%
09/04/2022 10:00:00	37.2	282	332	50	35.0	56.9%
09/04/2022 11:00:00	36.4	286	337	50	34.6	56.4%
09/04/2022 12:00:00	36.9	286	337	45	35.0	52.8%
09/04/2022 13:00:00	35.0	112	132	45	33.8	59.8%
09/04/2022 14:00:00	35.4	308	362	50	34.4	50.8%
09/04/2022 15:00:00	36.0	294	346	50	34.4	57.5%
09/04/2022 16:00:00	35.1	253	298	55	34.4	52.0%
09/04/2022 17:00:00	37.3	238	280	50	35.1	56.8%

09/04/2022 18:00:00	36.7	189	222	50	34.7	57.2%
09/04/2022 19:00:00	37.8	123	145	55	35.5	57.9%
09/04/2022 20:00:00	38.8	82	96	55	35.9	63.5%
09/04/2022 21:00:00	37.0	41	48	55	35.6	56.3%
09/04/2022 22:00:00	40.0	41	48	55	37.3	56.3%
09/04/2022 23:00:00	37.7	31	37	45	35.2	64.9%
10/04/2022 00:00:00	37.5	15	18	45	34.6	77.8%
10/04/2022 01:00:00	40.0	4	5	45	36.5	100.0%
10/04/2022 02:00:00	35.0	2	2	35	32.5	100.0%
10/04/2022 03:00:00	45.0	2	2	45	42.5	50.0%
10/04/2022 04:00:00	45.0	1	1	45	42.5	100.0%
10/04/2022 05:00:00	50.0	3	3	50	47.5	33.3%
10/04/2022 06:00:00	42.5	13	15	50	36.6	73.3%
10/04/2022 07:00:00	45.0	18	21	50	37.2	76.2%
10/04/2022 08:00:00	39.1	56	66	45	35.8	77.3%
10/04/2022 09:00:00	39.4	112	132	50	36.1	66.7%
10/04/2022 10:00:00	36.3	233	274	50	34.7	54.0%
10/04/2022 11:00:00	37.7	235	276	50	35.0	63.4%
10/04/2022 12:00:00	36.9	304	358	50	35.0	53.4%
10/04/2022 13:00:00	37.1	259	305	50	34.9	59.0%
10/04/2022 14:00:00	36.6	290	341	50	34.7	54.8%
10/04/2022 15:00:00	37.1	224	263	50	34.9	58.2%
10/04/2022 16:00:00	34.8	281	331	45	34.3	48.0%
10/04/2022 17:00:00	34.9	191	225	50	34.2	53.8%
10/04/2022 18:00:00	37.0	156	183	50	34.8	58.5%
10/04/2022 19:00:00	37.7	99	117	50	35.5	58.1%
10/04/2022 20:00:00	37.8	65	76	50	35.0	65.8%
10/04/2022 21:00:00	40.8	39	46	60	36.8	87.0%
10/04/2022 22:00:00	38.9	23	27	45	35.9	70.4%
10/04/2022 23:00:00	41.7	13	15	45	38.0	66.7%
11/04/2022 00:00:00	45.0	6	7	60	42.5	71.4%
11/04/2022 01:00:00	45.0	3	3	45	39.2	100.0%
11/04/2022 02:00:00	40.0	4	5	45	37.5	80.0%
11/04/2022 03:00:00	40.0	1	1	40	37.5	100.0%
11/04/2022 04:00:00	30.0	2	2	30	0.0	0.0%
11/04/2022 05:00:00	55.0	8	9	60	42.5	77.8%
11/04/2022 06:00:00	45.0	27	32	55	40.3	62.5%
11/04/2022 07:00:00	41.5	83	98	55	37.3	75.5%
11/04/2022 08:00:00	37.2	164	193	50	34.8	64.2%
11/04/2022 09:00:00	37.6	177	208	50	35.1	59.1%
11/04/2022 10:00:00	36.5	253	298	50	34.7	53.4%
11/04/2022 11:00:00	36.1	256	301	45	34.5	53.8%
11/04/2022 12:00:00	34.7	308	362	50	34.0	50.0%
11/04/2022 13:00:00	37.2	272	320	50	35.1	54.4%
11/04/2022 14:00:00	36.6	297	349	50	34.7	55.3%
11/04/2022 15:00:00	36.5	329	387	50	34.8	54.5%
11/04/2022 16:00:00	34.9	317	373	50	34.0	53.9%
11/04/2022 17:00:00	35.0	310	365	50	34.3	54.5%
11/04/2022 18:00:00	37.3	198	233	45	35.0	56.7%
11/04/2022 19:00:00	38.4	121	142	50	35.5	62.7%

11/04/2022 20:00:00	38.8	82	96	50	36.0	59.4%
11/04/2022 21:00:00	37.5	42	50	55	36.0	54.0%
11/04/2022 22:00:00	40.0	32	38	45	36.8	76.3%
11/04/2022 23:00:00	43.8	13	15	50	37.5	93.3%
12/04/2022 00:00:00	35.0	5	6	45	35.0	66.7%
12/04/2022 01:00:00	40.0	6	7	45	36.3	57.1%
12/04/2022 02:00:00	45.0	1	1	45	42.5	100.0%
12/04/2022 03:00:00	40.0	1	1	40	37.5	100.0%
12/04/2022 04:00:00	35.0	1	1	35	32.5	100.0%
12/04/2022 05:00:00	42.5	4	5	45	38.5	100.0%
12/04/2022 06:00:00	38.2	27	32	45	35.3	71.9%
12/04/2022 07:00:00	40.4	87	102	50	36.6	75.5%
12/04/2022 08:00:00	37.2	151	178	50	34.8	62.9%
12/04/2022 09:00:00	36.9	184	216	55	35.0	56.5%
12/04/2022 10:00:00	37.0	211	248	50	35.2	53.2%
12/04/2022 11:00:00	35.8	252	296	50	34.5	50.7%
12/04/2022 12:00:00	35.0	253	298	45	34.2	52.3%
12/04/2022 13:00:00	36.4	216	254	60	34.5	61.0%
12/04/2022 14:00:00	34.9	235	277	50	34.4	48.4%
12/04/2022 15:00:00	34.9	252	296	50	34.3	46.6%
12/04/2022 16:00:00	35.9	237	279	45	34.7	47.3%
12/04/2022 17:00:00	36.5	284	334	50	34.8	52.7%
12/04/2022 18:00:00	37.1	201	236	50	35.1	53.0%
12/04/2022 19:00:00	38.1	139	164	55	35.8	57.3%
12/04/2022 20:00:00	37.6	84	99	60	35.9	50.5%
12/04/2022 21:00:00	40.0	60	70	55	35.9	70.0%
12/04/2022 22:00:00	35.0	37	44	50	34.7	52.3%
12/04/2022 23:00:00	39.2	14	17	45	36.1	82.4%
13/04/2022 00:00:00	35.0	4	5	40	35.0	40.0%
13/04/2022 01:00:00	50.0	5	6	55	45.0	66.7%
13/04/2022 02:00:00	35.0	2	2	35	32.5	100.0%
13/04/2022 03:00:00	40.0	3	3	40	35.8	100.0%
13/04/2022 04:00:00	40.0	3	4	45	40.0	50.0%
13/04/2022 05:00:00	40.0	4	5	45	35.5	100.0%
13/04/2022 06:00:00	43.0	21	25	60	38.5	80.0%
13/04/2022 07:00:00	42.3	80	94	50	37.3	76.6%
13/04/2022 08:00:00	38.4	150	177	50	35.5	66.7%
13/04/2022 09:00:00	36.6	227	267	50	35.0	54.3%
13/04/2022 10:00:00	36.6	258	304	55	34.8	56.3%
13/04/2022 11:00:00	34.7	321	378	50	34.3	45.0%
13/04/2022 12:00:00	34.7	294	346	45	34.4	42.2%
13/04/2022 13:00:00	35.3	230	270	50	34.3	50.7%
13/04/2022 14:00:00	36.7	252	297	50	34.9	55.2%
13/04/2022 15:00:00	36.7	282	332	45	34.7	57.2%
13/04/2022 16:00:00	35.0	312	367	50	34.4	46.9%
13/04/2022 17:00:00	36.6	366	431	50	34.8	52.9%
13/04/2022 18:00:00	38.4	203	239	50	35.7	59.4%
13/04/2022 19:00:00	38.6	137	161	55	35.6	64.6%
13/04/2022 20:00:00	38.9	84	99	55	36.2	63.6%
13/04/2022 21:00:00	38.8	78	92	55	35.7	65.2%

13/04/2022 22:00:00	39.4	58	68	50	36.8	61.8%
13/04/2022 23:00:00	37.5	10	12	40	34.7	75.0%
14/04/2022 00:00:00	40.0	8	9	45	35.8	66.7%
14/04/2022 01:00:00	45.0	3	3	45	39.2	100.0%
14/04/2022 02:00:00	50.0	3	4	55	44.2	75.0%
14/04/2022 03:00:00	45.0	2	2	45	37.5	100.0%
14/04/2022 04:00:00	0.0	0	0	0	0.0	0.0%
14/04/2022 05:00:00	40.0	7	8	45	35.4	87.5%
14/04/2022 06:00:00	43.0	21	25	50	38.8	64.0%
14/04/2022 07:00:00	41.0	80	94	65	37.1	64.9%
14/04/2022 08:00:00	38.5	149	175	55	36.0	59.4%
14/04/2022 09:00:00	37.6	190	224	50	35.5	54.0%
14/04/2022 10:00:00	37.1	279	328	50	34.9	58.8%
14/04/2022 11:00:00	36.5	289	340	60	34.7	58.5%
14/04/2022 12:00:00	36.9	332	390	50	34.9	57.2%
14/04/2022 13:00:00	37.1	275	323	50	34.9	57.3%
14/04/2022 14:00:00	35.2	305	359	50	34.3	49.3%
14/04/2022 15:00:00	34.9	309	363	50	34.2	51.2%
14/04/2022 16:00:00	36.0	325	382	45	34.4	55.0%
14/04/2022 17:00:00	35.0	397	467	50	34.1	51.4%
14/04/2022 18:00:00	37.6	289	340	50	35.0	61.2%
14/04/2022 19:00:00	38.7	194	228	50	35.7	64.9%
14/04/2022 20:00:00	38.5	107	126	50	35.9	59.5%
14/04/2022 21:00:00	38.8	70	82	55	36.1	58.5%
14/04/2022 22:00:00	41.2	44	52	55	37.2	63.5%
14/04/2022 23:00:00	39.5	23	27	55	37.0	74.1%
15/04/2022 00:00:00	45.0	7	8	55	39.2	75.0%
15/04/2022 01:00:00	45.0	7	8	50	36.3	100.0%
15/04/2022 02:00:00	50.0	4	5	55	42.5	100.0%
15/04/2022 03:00:00	50.0	8	9	55	45.8	100.0%
15/04/2022 04:00:00	45.0	5	6	50	40.8	50.0%
15/04/2022 05:00:00	47.5	9	11	55	40.8	81.8%
15/04/2022 06:00:00	42.5	13	15	55	36.8	100.0%
15/04/2022 07:00:00	45.0	35	41	60	37.8	82.9%
15/04/2022 08:00:00	39.1	98	115	55	35.9	71.3%
15/04/2022 09:00:00	38.5	206	242	50	35.8	63.2%
15/04/2022 10:00:00	37.6	330	388	55	35.2	62.1%
15/04/2022 11:00:00	36.9	412	485	50	34.8	58.6%
15/04/2022 12:00:00	37.1	452	532	55	35.0	59.8%
15/04/2022 13:00:00	35.7	449	528	50	34.3	53.2%
15/04/2022 14:00:00	36.9	387	455	50	34.8	57.8%
15/04/2022 15:00:00	36.6	361	425	50	34.8	55.5%
15/04/2022 16:00:00	34.9	377	444	55	34.3	52.0%
15/04/2022 17:00:00	36.9	311	366	50	34.7	60.7%
15/04/2022 18:00:00	38.4	193	227	50	35.4	68.3%
15/04/2022 19:00:00	38.3	125	147	50	35.5	65.3%
15/04/2022 20:00:00	38.2	84	99	50	35.7	57.6%
15/04/2022 21:00:00	38.0	47	55	50	35.0	69.1%
15/04/2022 22:00:00	40.8	41	48	50	36.4	75.0%
15/04/2022 23:00:00	41.7	22	26	50	38.8	46.2%

16/04/2022 00:00:00	42.5	12	14	45	37.5	64.3%
16/04/2022 01:00:00	40.0	2	2	40	37.5	100.0%
16/04/2022 02:00:00	40.0	3	3	40	37.5	33.3%
16/04/2022 03:00:00	45.0	3	3	45	37.5	66.7%
16/04/2022 04:00:00	35.0	2	2	35	32.5	50.0%
16/04/2022 05:00:00	45.0	2	2	45	42.5	100.0%
16/04/2022 06:00:00	45.0	13	15	50	38.8	80.0%
16/04/2022 07:00:00	38.6	36	42	50	37.0	50.0%
16/04/2022 08:00:00	37.8	77	91	55	36.6	45.1%
16/04/2022 09:00:00	31.5	187	220	45	33.5	20.0%
16/04/2022 10:00:00	35.9	320	377	50	34.8	45.1%
16/04/2022 11:00:00	36.3	363	427	45	34.5	56.7%
16/04/2022 12:00:00	36.3	348	410	55	34.7	52.4%
16/04/2022 13:00:00	36.3	384	452	55	34.6	60.2%
16/04/2022 14:00:00	37.6	313	368	55	35.4	57.1%
16/04/2022 15:00:00	36.5	326	384	50	34.6	55.7%
16/04/2022 16:00:00	34.9	313	368	50	34.3	52.2%
16/04/2022 17:00:00	36.3	285	335	45	34.4	58.2%
16/04/2022 18:00:00	37.2	182	214	55	35.0	60.7%
16/04/2022 19:00:00	38.0	136	160	50	35.4	60.0%
16/04/2022 20:00:00	38.7	74	87	55	36.4	56.3%
16/04/2022 21:00:00	39.2	53	62	50	36.0	67.7%
16/04/2022 22:00:00	38.1	48	57	55	36.2	59.6%
16/04/2022 23:00:00	40.0	22	26	50	36.1	69.2%
17/04/2022 00:00:00	40.0	16	19	65	37.9	73.7%
17/04/2022 01:00:00	50.0	5	6	60	42.5	100.0%
17/04/2022 02:00:00	35.0	2	2	35	32.5	100.0%
17/04/2022 03:00:00	70.0	1	1	70	67.5	100.0%
17/04/2022 04:00:00	35.0	1	1	35	32.5	100.0%
17/04/2022 05:00:00	50.0	1	1	50	47.5	100.0%
17/04/2022 06:00:00	43.8	5	6	45	40.5	83.3%
17/04/2022 07:00:00	45.0	14	17	70	39.1	94.1%
17/04/2022 08:00:00	41.1	59	69	60	36.9	78.3%
17/04/2022 09:00:00	38.0	149	175	50	35.2	64.6%
17/04/2022 10:00:00	37.5	269	317	55	34.9	65.6%
17/04/2022 11:00:00	36.8	326	384	50	34.9	55.7%
17/04/2022 12:00:00	36.7	411	483	50	34.9	53.2%
17/04/2022 13:00:00	37.8	346	407	55	35.3	60.9%
17/04/2022 14:00:00	36.9	316	372	50	34.9	57.3%
17/04/2022 15:00:00	36.5	245	288	50	34.6	60.1%
17/04/2022 16:00:00	36.9	278	327	55	34.8	56.9%
17/04/2022 17:00:00	36.5	241	283	50	34.4	61.8%
17/04/2022 18:00:00	38.5	153	180	55	35.5	71.7%
17/04/2022 19:00:00	38.3	116	137	50	35.7	61.3%
17/04/2022 20:00:00	39.2	71	83	50	36.1	66.3%
17/04/2022 21:00:00	39.2	42	50	50	36.2	62.0%
17/04/2022 22:00:00	42.5	35	41	50	37.3	68.3%
17/04/2022 23:00:00	38.0	14	17	45	35.7	64.7%
18/04/2022 00:00:00	43.8	6	7	45	40.5	71.4%
18/04/2022 01:00:00	40.0	3	4	45	39.2	75.0%

18/04/2022 02:00:00	50.0	2	2	50	40.0	100.0%
18/04/2022 03:00:00	0.0	0	0	0	0.0	0.0%
18/04/2022 04:00:00	35.0	2	2	35	32.5	50.0%
18/04/2022 05:00:00	45.0	6	7	60	40.0	85.7%
18/04/2022 06:00:00	35.0	9	11	50	36.3	72.7%
18/04/2022 07:00:00	42.0	31	36	55	37.5	69.4%
18/04/2022 08:00:00	38.2	71	83	50	35.0	75.9%
18/04/2022 09:00:00	38.6	144	170	50	35.7	65.3%
18/04/2022 10:00:00	36.4	267	314	50	34.8	51.9%
18/04/2022 11:00:00	36.5	318	374	45	34.6	55.1%
18/04/2022 12:00:00	36.7	308	362	50	34.6	59.1%
18/04/2022 13:00:00	37.5	297	349	55	34.9	63.6%
18/04/2022 14:00:00	37.5	289	340	50	35.0	61.8%
18/04/2022 15:00:00	35.8	252	297	45	34.2	61.6%
18/04/2022 16:00:00	35.7	288	339	45	34.3	56.0%
18/04/2022 17:00:00	35.4	230	270	50	34.9	47.0%
18/04/2022 18:00:00	37.7	170	200	50	35.1	60.0%
18/04/2022 19:00:00	38.0	109	128	50	35.1	68.8%
18/04/2022 20:00:00	38.3	69	81	50	35.9	58.0%
18/04/2022 21:00:00	39.0	50	59	60	36.3	64.4%
18/04/2022 22:00:00	38.8	23	27	50	36.8	51.9%
18/04/2022 23:00:00	40.0	20	23	50	36.3	73.9%
19/04/2022 00:00:00	37.5	10	12	45	35.0	66.7%
19/04/2022 01:00:00	50.0	2	2	50	42.5	100.0%
19/04/2022 02:00:00	0.0	0	0	0	0.0	0.0%
19/04/2022 03:00:00	65.0	2	2	65	50.0	100.0%
19/04/2022 04:00:00	30.0	1	1	30	0.0	0.0%
19/04/2022 05:00:00	47.5	8	9	50	40.0	88.9%
19/04/2022 06:00:00	42.5	20	24	50	38.4	70.8%
19/04/2022 07:00:00	40.4	87	102	50	36.6	67.6%
19/04/2022 08:00:00	36.6	147	173	45	34.7	57.2%
19/04/2022 09:00:00	36.4	211	248	50	34.5	61.3%
19/04/2022 10:00:00	36.3	257	302	50	34.6	54.6%
19/04/2022 11:00:00	35.7	293	345	50	34.2	55.1%
19/04/2022 12:00:00	35.0	280	330	55	34.4	48.2%
19/04/2022 13:00:00	36.4	260	306	50	34.5	56.2%
19/04/2022 14:00:00	35.4	259	305	45	34.5	51.1%
19/04/2022 15:00:00	35.4	274	322	50	34.5	50.6%
19/04/2022 16:00:00	36.0	270	318	50	34.6	53.1%
19/04/2022 17:00:00	34.7	338	398	50	34.1	46.7%
19/04/2022 18:00:00	37.3	230	270	50	34.8	62.2%
19/04/2022 19:00:00	39.0	129	152	50	35.6	71.1%
19/04/2022 20:00:00	37.7	94	110	50	35.1	61.8%
19/04/2022 21:00:00	38.2	64	75	60	36.0	58.7%
19/04/2022 22:00:00	40.8	37	44	60	37.5	61.4%
19/04/2022 23:00:00	45.0	15	18	55	39.7	88.9%
20/04/2022 00:00:00	40.0	8	9	45	35.0	66.7%
20/04/2022 01:00:00	35.0	2	2	35	32.5	50.0%
20/04/2022 02:00:00	50.0	2	2	50	42.5	100.0%
20/04/2022 03:00:00	40.0	3	3	40	37.5	66.7%

20/04/2022 04:00:00	45.0	2	2	45	42.5	50.0%
20/04/2022 05:00:00	42.5	9	11	45	38.1	72.7%
20/04/2022 06:00:00	46.7	26	30	55	38.5	80.0%
20/04/2022 07:00:00	40.0	85	100	60	36.6	72.0%
20/04/2022 08:00:00	38.2	152	179	50	35.6	60.3%
20/04/2022 09:00:00	37.2	209	246	50	35.0	58.9%
20/04/2022 10:00:00	36.4	278	327	50	34.7	54.4%
20/04/2022 11:00:00	35.7	322	379	50	34.4	52.2%
20/04/2022 12:00:00	36.7	309	363	50	34.8	52.3%
20/04/2022 13:00:00	37.2	267	314	45	34.9	57.6%
20/04/2022 14:00:00	36.1	267	314	60	35.0	48.4%
20/04/2022 15:00:00	36.3	302	355	50	34.7	54.1%
20/04/2022 16:00:00	36.4	269	317	50	34.6	56.2%
20/04/2022 17:00:00	36.9	314	370	50	34.8	58.6%
20/04/2022 18:00:00	37.4	218	257	50	34.9	62.3%
20/04/2022 19:00:00	36.5	150	176	45	34.6	59.1%
20/04/2022 20:00:00	38.6	101	119	50	36.1	55.5%
20/04/2022 21:00:00	38.0	82	96	55	35.8	60.4%
20/04/2022 22:00:00	39.7	37	44	50	37.0	72.7%
20/04/2022 23:00:00	45.0	9	11	55	41.3	72.7%
21/04/2022 00:00:00	40.0	10	12	45	36.8	58.3%
21/04/2022 01:00:00	43.3	5	6	45	40.5	83.3%
21/04/2022 02:00:00	30.0	1	1	30	0.0	0.0%
21/04/2022 03:00:00	50.0	2	2	50	42.5	100.0%
21/04/2022 04:00:00	30.0	3	3	30	0.0	0.0%
21/04/2022 05:00:00	42.5	9	11	50	38.0	90.9%
21/04/2022 06:00:00	42.0	21	25	50	38.1	72.0%
21/04/2022 07:00:00	40.5	88	103	60	36.8	66.0%
21/04/2022 08:00:00	37.7	145	171	50	34.9	68.4%
21/04/2022 09:00:00	37.0	220	259	50	35.0	56.4%
21/04/2022 10:00:00	36.4	321	378	50	35.1	48.7%
21/04/2022 11:00:00	36.1	286	336	50	34.7	52.7%
21/04/2022 12:00:00	35.7	287	338	55	34.5	53.6%
21/04/2022 13:00:00	35.8	274	322	50	34.4	54.3%
21/04/2022 14:00:00	34.6	256	301	45	34.1	44.9%
21/04/2022 15:00:00	34.9	260	306	70	34.3	51.0%
21/04/2022 16:00:00	35.8	294	346	45	34.3	53.5%
21/04/2022 17:00:00	35.0	319	375	50	34.0	56.3%
21/04/2022 18:00:00	37.7	258	303	50	35.1	60.4%
21/04/2022 19:00:00	38.2	151	178	55	35.8	59.6%
21/04/2022 20:00:00	38.0	112	132	50	35.7	55.3%
21/04/2022 21:00:00	38.2	76	89	60	35.7	57.3%
21/04/2022 22:00:00	43.0	39	46	55	38.1	73.9%
21/04/2022 23:00:00	42.5	25	29	50	37.5	65.5%
22/04/2022 00:00:00	40.0	7	8	55	38.3	75.0%
22/04/2022 01:00:00	45.0	6	7	50	37.5	100.0%
22/04/2022 02:00:00	40.0	4	5	45	36.5	100.0%
22/04/2022 03:00:00	35.0	3	3	35	32.5	33.3%
22/04/2022 04:00:00	0.0	0	0	0	0.0	0.0%
22/04/2022 05:00:00	40.0	8	9	45	36.1	77.8%

22/04/2022 06:00:00	40.0	25	29	50	37.0	65.5%
22/04/2022 07:00:00	41.2	78	92	55	37.5	62.0%
22/04/2022 08:00:00	37.7	139	164	50	34.9	67.7%
22/04/2022 09:00:00	37.6	192	226	50	35.2	58.4%
22/04/2022 10:00:00	36.6	310	365	55	34.5	61.4%
22/04/2022 11:00:00	36.1	331	389	50	34.5	57.3%
22/04/2022 12:00:00	35.9	354	416	55	34.5	54.6%
22/04/2022 13:00:00	35.4	335	394	50	34.3	54.1%
22/04/2022 14:00:00	35.2	298	350	50	34.3	52.6%
22/04/2022 15:00:00	36.7	392	461	50	34.6	59.2%
22/04/2022 16:00:00	36.0	391	460	50	34.4	58.7%
22/04/2022 17:00:00	36.7	364	428	50	34.8	55.6%
22/04/2022 18:00:00	36.8	295	347	50	35.0	52.2%
22/04/2022 19:00:00	39.1	176	207	65	36.1	64.3%
22/04/2022 20:00:00	38.9	115	135	50	35.8	64.4%
22/04/2022 21:00:00	38.9	66	78	50	36.3	60.3%
22/04/2022 22:00:00	37.9	49	58	45	35.0	69.0%
22/04/2022 23:00:00	39.2	35	41	50	35.9	61.0%
23/04/2022 00:00:00	39.0	20	24	45	35.7	70.8%
23/04/2022 01:00:00	38.3	5	6	40	37.5	50.0%
23/04/2022 02:00:00	35.0	3	4	55	37.5	100.0%
23/04/2022 03:00:00	35.0	2	2	35	32.5	50.0%
23/04/2022 04:00:00	35.0	3	4	60	40.8	75.0%
23/04/2022 05:00:00	47.5	8	10	55	41.8	70.0%
23/04/2022 06:00:00	43.0	14	16	45	38.2	87.5%
23/04/2022 07:00:00	40.7	41	48	50	36.6	58.3%
23/04/2022 08:00:00	38.9	92	108	55	36.0	61.1%
23/04/2022 09:00:00	36.2	141	166	50	34.7	59.6%
23/04/2022 10:00:00	35.0	274	322	45	34.4	47.2%
23/04/2022 11:00:00	36.2	289	340	50	34.8	50.9%
23/04/2022 12:00:00	36.5	274	322	55	34.5	58.4%
23/04/2022 13:00:00	36.1	278	327	50	34.4	57.5%
23/04/2022 14:00:00	36.7	259	305	50	34.7	56.1%
23/04/2022 15:00:00	35.5	266	313	50	34.4	54.0%
23/04/2022 16:00:00	35.9	322	379	50	34.5	54.1%
23/04/2022 17:00:00	37.3	242	285	50	35.2	56.5%
23/04/2022 18:00:00	37.4	175	206	50	35.0	59.7%
23/04/2022 19:00:00	38.6	139	164	50	35.7	62.8%
23/04/2022 20:00:00	39.4	91	107	50	36.1	69.2%
23/04/2022 21:00:00	35.8	59	69	45	34.7	53.6%
23/04/2022 22:00:00	36.7	36	42	45	35.1	45.2%
23/04/2022 23:00:00	40.0	31	37	55	36.9	67.6%
24/04/2022 00:00:00	42.5	14	17	50	37.5	76.5%
24/04/2022 01:00:00	40.0	7	8	45	35.4	87.5%
24/04/2022 02:00:00	45.0	3	3	45	39.2	100.0%
24/04/2022 03:00:00	0.0	0	0	0	0.0	0.0%
24/04/2022 04:00:00	40.0	1	1	40	37.5	100.0%
24/04/2022 05:00:00	65.0	2	2	65	52.5	100.0%
24/04/2022 06:00:00	40.0	11	13	45	36.9	61.5%
24/04/2022 07:00:00	45.0	20	23	60	39.8	65.2%

24/04/2022 08:00:00	39.5	68	80	50	35.7	68.8%
24/04/2022 09:00:00	37.9	144	169	50	35.4	59.8%
24/04/2022 10:00:00	37.7	212	250	60	35.3	58.4%
24/04/2022 11:00:00	38.8	258	304	55	36.0	66.4%
24/04/2022 12:00:00	38.3	292	343	55	35.7	62.4%
24/04/2022 13:00:00	36.3	275	323	45	34.3	61.3%
24/04/2022 14:00:00	35.9	262	308	55	34.6	54.9%
24/04/2022 15:00:00	36.4	244	287	55	34.6	57.8%
24/04/2022 16:00:00	36.5	209	246	45	34.4	59.8%
24/04/2022 17:00:00	37.3	212	249	55	34.9	62.2%
24/04/2022 18:00:00	37.8	156	184	50	35.2	62.5%
24/04/2022 19:00:00	41.6	87	102	50	37.0	71.6%
24/04/2022 20:00:00	40.0	72	85	60	36.7	70.6%
24/04/2022 21:00:00	39.5	50	59	50	36.4	64.4%
24/04/2022 22:00:00	41.2	25	29	50	36.1	75.9%
24/04/2022 23:00:00	45.0	16	19	55	40.4	63.2%
25/04/2022 00:00:00	30.0	1	1	30	0.0	0.0%
25/04/2022 01:00:00	45.0	2	2	45	40.0	100.0%
25/04/2022 02:00:00	40.0	3	3	40	34.2	100.0%
25/04/2022 03:00:00	40.0	2	2	40	35.0	100.0%
25/04/2022 04:00:00	30.0	3	4	40	37.5	25.0%
25/04/2022 05:00:00	45.0	8	9	55	36.9	88.9%
25/04/2022 06:00:00	41.9	31	37	55	37.7	78.4%
25/04/2022 07:00:00	39.3	99	117	55	36.7	59.8%
25/04/2022 08:00:00	35.9	199	234	50	34.6	52.1%
25/04/2022 09:00:00	34.8	246	290	55	34.2	49.0%
25/04/2022 10:00:00	35.0	239	281	50	34.4	53.0%
25/04/2022 11:00:00	34.9	247	291	45	34.0	55.0%
25/04/2022 12:00:00	35.4	251	295	45	34.4	48.5%
25/04/2022 13:00:00	36.8	237	279	45	34.6	59.1%
25/04/2022 14:00:00	34.8	232	273	50	34.4	44.0%
25/04/2022 15:00:00	34.6	271	319	45	34.1	47.0%
25/04/2022 16:00:00	35.6	263	309	55	34.4	53.7%
25/04/2022 17:00:00	36.7	302	355	50	35.0	52.4%
25/04/2022 18:00:00	36.6	231	272	45	34.6	57.4%
25/04/2022 19:00:00	39.0	123	145	50	35.9	67.6%
25/04/2022 20:00:00	39.2	94	110	50	35.8	62.7%
25/04/2022 21:00:00	38.6	73	86	70	37.1	53.5%
25/04/2022 22:00:00	38.9	47	55	55	36.3	58.2%
25/04/2022 23:00:00	40.0	12	14	50	37.1	85.7%
26/04/2022 00:00:00	37.5	8	9	40	33.9	77.8%
26/04/2022 01:00:00	50.0	2	2	50	47.5	50.0%
26/04/2022 02:00:00	45.0	3	3	45	37.5	100.0%
26/04/2022 03:00:00	55.0	3	3	55	47.5	100.0%
26/04/2022 04:00:00	45.0	3	3	45	37.5	66.7%
26/04/2022 05:00:00	38.8	8	10	50	36.9	80.0%
26/04/2022 06:00:00	40.0	26	31	50	37.1	74.2%
26/04/2022 07:00:00	39.8	94	111	60	36.9	66.7%
26/04/2022 08:00:00	37.0	189	222	50	34.8	60.8%
26/04/2022 09:00:00	36.7	206	242	55	35.1	52.5%

26/04/2022 10:00:00	36.2	248	292	50	34.4	58.9%
26/04/2022 11:00:00	34.5	239	281	55	34.2	46.3%
26/04/2022 12:00:00	35.4	242	285	45	34.1	55.4%
26/04/2022 13:00:00	34.9	237	279	50	34.1	54.8%
26/04/2022 14:00:00	34.4	242	285	45	33.9	47.7%
26/04/2022 15:00:00	34.4	271	319	45	33.9	46.1%
26/04/2022 16:00:00	34.8	290	341	50	34.4	45.5%
26/04/2022 17:00:00	35.2	342	402	50	34.4	49.8%
26/04/2022 18:00:00	36.4	252	297	50	34.7	55.9%
26/04/2022 19:00:00	39.0	125	147	50	36.3	59.9%
26/04/2022 20:00:00	37.5	78	92	50	35.1	59.8%
26/04/2022 21:00:00	38.6	60	70	50	36.0	57.1%
26/04/2022 22:00:00	39.3	20	24	50	36.6	70.8%
26/04/2022 23:00:00	43.3	14	17	55	38.7	76.5%
27/04/2022 00:00:00	45.0	5	6	50	40.5	83.3%
27/04/2022 01:00:00	0.0	0	0	0	0.0	0.0%
27/04/2022 02:00:00	40.0	1	1	40	37.5	100.0%
27/04/2022 03:00:00	40.0	1	1	40	37.5	100.0%
27/04/2022 04:00:00	50.0	3	3	50	45.0	66.7%
27/04/2022 05:00:00	45.0	7	8	55	38.9	87.5%
27/04/2022 06:00:00	42.5	20	23	50	38.3	78.3%
27/04/2022 07:00:00	41.6	91	107	55	37.4	68.2%
27/04/2022 08:00:00	34.9	202	238	50	34.5	47.5%
27/04/2022 09:00:00	34.8	226	266	45	34.3	46.2%
27/04/2022 10:00:00	35.9	263	309	50	34.6	50.8%
27/04/2022 11:00:00	36.1	240	282	50	34.6	51.4%
27/04/2022 12:00:00	34.8	254	299	40	33.9	49.5%
27/04/2022 13:00:00	36.2	229	269	45	34.4	56.5%
27/04/2022 14:00:00	34.6	222	261	60	34.1	47.1%
27/04/2022 15:00:00	34.3	249	293	45	33.9	44.7%
27/04/2022 16:00:00	35.4	302	355	55	34.6	47.9%
27/04/2022 17:00:00	34.9	309	364	50	34.3	52.7%
27/04/2022 18:00:00	37.3	230	271	50	35.1	58.3%
27/04/2022 19:00:00	38.5	142	167	70	36.0	55.1%
27/04/2022 20:00:00	37.8	81	95	50	35.2	61.1%
27/04/2022 21:00:00	38.5	60	70	45	36.0	51.4%
27/04/2022 22:00:00	37.1	31	37	55	34.9	78.4%
27/04/2022 23:00:00	39.2	24	28	50	35.5	78.6%
28/04/2022 00:00:00	45.0	6	7	50	40.8	85.7%
28/04/2022 01:00:00	30.0	1	1	30	0.0	0.0%
28/04/2022 02:00:00	45.0	1	1	45	42.5	100.0%
28/04/2022 03:00:00	40.0	1	1	40	37.5	100.0%
28/04/2022 04:00:00	50.0	2	2	50	40.0	100.0%
28/04/2022 05:00:00	42.5	6	7	45	37.5	71.4%
28/04/2022 06:00:00	42.0	23	27	50	37.8	70.4%
28/04/2022 07:00:00	41.2	94	111	60	37.7	72.1%
28/04/2022 08:00:00	34.9	193	227	50	34.3	52.0%
28/04/2022 09:00:00	34.8	246	290	45	34.2	48.6%
28/04/2022 10:00:00	35.0	215	253	45	34.2	52.6%
28/04/2022 11:00:00	35.3	190	224	50	34.4	52.7%

28/04/2022 12:00:00	35.0	246	289	45	34.3	50.2%
28/04/2022 13:00:00	34.7	261	307	50	34.5	47.2%
28/04/2022 14:00:00	34.8	236	278	55	34.4	49.6%
28/04/2022 15:00:00	34.6	286	337	55	33.9	48.4%
28/04/2022 16:00:00	34.7	309	364	50	33.8	54.4%
28/04/2022 17:00:00	36.2	355	418	50	35.0	45.9%
28/04/2022 18:00:00	36.3	260	306	55	34.7	53.6%
28/04/2022 19:00:00	38.6	146	172	50	35.9	62.8%
28/04/2022 20:00:00	38.0	110	130	50	35.5	62.3%
28/04/2022 21:00:00	39.7	69	81	50	36.5	60.5%
28/04/2022 22:00:00	38.6	39	46	55	36.2	65.2%
28/04/2022 23:00:00	40.0	30	35	50	36.4	62.9%
29/04/2022 00:00:00	45.0	19	22	55	38.2	68.2%
29/04/2022 01:00:00	45.0	3	3	45	40.8	100.0%
29/04/2022 02:00:00	35.0	1	1	35	32.5	100.0%
29/04/2022 03:00:00	35.0	2	2	35	32.5	50.0%
29/04/2022 04:00:00	55.0	7	8	60	40.6	100.0%
29/04/2022 05:00:00	40.0	9	11	45	36.3	72.7%
29/04/2022 06:00:00	43.1	28	33	50	37.7	84.8%
29/04/2022 07:00:00	42.2	93	109	50	37.0	67.0%
29/04/2022 08:00:00	38.3	167	197	50	35.9	55.8%
29/04/2022 09:00:00	36.3	239	281	45	34.7	50.5%
29/04/2022 10:00:00	36.7	262	308	50	34.9	56.2%
29/04/2022 11:00:00	35.8	292	344	45	34.4	54.1%
29/04/2022 12:00:00	35.5	326	383	50	34.5	52.5%
29/04/2022 13:00:00	34.6	332	390	50	33.9	52.1%
29/04/2022 14:00:00	36.3	326	384	50	34.6	56.3%
29/04/2022 15:00:00	35.3	366	430	50	34.4	50.2%
29/04/2022 16:00:00	35.9	406	478	55	34.7	52.3%
29/04/2022 17:00:00	35.0	421	495	50	34.2	51.9%
29/04/2022 18:00:00	37.4	321	378	60	35.0	62.2%
29/04/2022 19:00:00	38.1	242	285	50	35.3	65.3%
29/04/2022 20:00:00	37.7	132	155	50	35.4	56.8%
29/04/2022 21:00:00	36.8	84	99	55	35.3	53.5%
29/04/2022 22:00:00	38.9	48	57	50	35.9	61.4%
29/04/2022 23:00:00	39.5	37	44	55	36.6	72.7%
30/04/2022 00:00:00	42.5	13	15	50	36.7	86.7%
30/04/2022 01:00:00	38.8	21	25	45	35.4	68.0%
30/04/2022 02:00:00	35.0	1	1	35	32.5	100.0%
30/04/2022 03:00:00	50.0	2	2	50	47.5	50.0%
30/04/2022 04:00:00	35.0	1	1	35	32.5	100.0%
30/04/2022 05:00:00	50.0	7	8	55	40.8	75.0%
30/04/2022 06:00:00	45.0	11	13	60	42.0	84.6%
30/04/2022 07:00:00	37.7	46	54	45	34.9	64.8%
30/04/2022 08:00:00	38.5	105	124	60	36.4	59.7%
30/04/2022 09:00:00	37.5	194	228	55	35.5	51.3%
30/04/2022 10:00:00	36.7	286	337	50	34.7	58.2%
30/04/2022 11:00:00	36.6	326	384	50	34.7	56.0%
30/04/2022 12:00:00	36.2	348	409	55	34.7	54.5%
30/04/2022 13:00:00	35.6	365	429	55	34.4	52.4%

30/04/2022 14:00:00	35.6	393	462	50	34.4	53.0%
30/04/2022 15:00:00	35.9	333	392	50	34.5	52.3%
30/04/2022 16:00:00	34.9	300	353	50	34.1	51.8%
30/04/2022 17:00:00	36.9	299	352	45	34.7	59.1%
30/04/2022 18:00:00	36.4	196	231	50	34.7	55.0%
30/04/2022 19:00:00	37.4	142	167	50	35.3	54.5%
30/04/2022 20:00:00	38.1	82	97	50	35.7	58.8%
30/04/2022 21:00:00	41.4	63	74	60	37.0	73.0%
30/04/2022 22:00:00	41.2	37	44	50	36.2	68.2%
30/04/2022 23:00:00	37.9	30	35	50	35.8	51.4%
01/05/2022 00:00:00	40.0	14	17	60	37.5	76.5%
01/05/2022 01:00:00	37.5	9	11	50	37.5	45.5%
01/05/2022 02:00:00	30.0	2	2	30	0.0	0.0%
01/05/2022 03:00:00	40.0	3	3	40	35.0	66.7%
01/05/2022 04:00:00	40.0	1	1	40	37.5	100.0%
01/05/2022 05:00:00	37.5	3	4	40	37.5	50.0%
01/05/2022 06:00:00	45.0	8	10	50	40.8	60.0%
01/05/2022 07:00:00	40.0	14	17	45	36.0	58.8%
01/05/2022 08:00:00	37.9	59	69	50	35.5	55.1%
01/05/2022 09:00:00	36.6	121	142	50	34.8	52.8%
01/05/2022 10:00:00	35.0	230	271	50	34.3	52.0%
01/05/2022 11:00:00	36.9	252	296	50	34.8	54.4%
01/05/2022 12:00:00	34.6	317	373	45	34.0	46.4%
01/05/2022 13:00:00	35.7	299	352	50	34.6	51.7%
01/05/2022 14:00:00	36.4	256	301	50	34.8	49.8%
01/05/2022 15:00:00	36.3	258	303	50	34.6	53.8%
01/05/2022 16:00:00	35.2	276	325	55	34.5	47.7%
01/05/2022 17:00:00	35.4	242	285	50	34.5	49.1%
01/05/2022 18:00:00	36.7	166	195	50	34.7	57.9%
01/05/2022 19:00:00	38.0	114	134	45	35.1	64.9%
01/05/2022 20:00:00	38.3	83	98	55	35.5	66.3%
01/05/2022 21:00:00	38.1	45	53	50	35.5	62.3%
01/05/2022 22:00:00	37.9	28	33	45	35.4	57.6%
01/05/2022 23:00:00	39.5	20	23	45	36.6	73.9%
02/05/2022 00:00:00	45.0	7	8	50	39.2	75.0%
02/05/2022 01:00:00	35.0	3	3	35	32.5	33.3%
02/05/2022 02:00:00	35.0	3	4	50	40.0	50.0%
02/05/2022 03:00:00	40.0	2	2	40	37.5	100.0%
02/05/2022 04:00:00	37.5	3	4	40	35.0	100.0%
02/05/2022 05:00:00	40.0	3	4	55	38.8	100.0%
02/05/2022 06:00:00	38.3	16	19	45	35.7	57.9%
02/05/2022 07:00:00	39.4	29	34	50	36.1	73.5%
02/05/2022 08:00:00	38.1	69	81	45	35.2	64.2%
02/05/2022 09:00:00	37.1	137	161	50	34.9	57.1%
02/05/2022 10:00:00	35.1	255	300	50	34.1	58.0%
02/05/2022 11:00:00	36.1	215	253	50	34.7	52.2%
02/05/2022 12:00:00	35.7	335	394	55	34.7	50.3%
02/05/2022 13:00:00	34.4	375	441	45	33.8	48.1%
02/05/2022 14:00:00	36.1	333	392	50	34.4	55.4%
02/05/2022 15:00:00	35.2	354	416	45	34.2	49.0%

02/05/2022 16:00:00	35.1	355	418	55	34.5	48.3%
02/05/2022 17:00:00	34.4	321	378	45	33.8	44.7%
02/05/2022 18:00:00	36.7	205	241	60	34.9	58.9%
02/05/2022 19:00:00	39.2	116	136	55	36.1	61.0%
02/05/2022 20:00:00	38.6	67	79	55	36.0	62.0%
02/05/2022 21:00:00	36.9	54	64	45	34.8	62.5%
02/05/2022 22:00:00	38.6	32	38	50	36.3	55.3%
02/05/2022 23:00:00	43.3	13	15	50	36.8	93.3%
03/05/2022 00:00:00	32.5	4	5	35	32.5	40.0%
03/05/2022 01:00:00	35.0	3	3	35	32.5	33.3%
03/05/2022 02:00:00	50.0	3	3	50	44.2	100.0%
03/05/2022 03:00:00	40.0	2	2	40	35.0	100.0%
03/05/2022 04:00:00	35.0	3	4	45	35.8	75.0%
03/05/2022 05:00:00	45.0	6	7	50	39.6	100.0%
03/05/2022 06:00:00	41.2	21	25	50	37.2	68.0%
03/05/2022 07:00:00	39.7	94	111	55	36.5	68.5%
03/05/2022 08:00:00	34.5	185	218	50	34.3	44.0%
03/05/2022 09:00:00	34.1	258	303	50	34.3	37.6%
03/05/2022 10:00:00	34.8	217	255	50	34.4	43.1%
03/05/2022 11:00:00	35.5	229	269	50	34.7	46.5%
03/05/2022 12:00:00	35.2	208	245	50	34.5	52.2%
03/05/2022 13:00:00	34.5	234	275	45	33.9	45.5%
03/05/2022 14:00:00	34.7	224	263	45	33.9	46.0%
03/05/2022 15:00:00	34.5	264	311	50	34.1	44.7%
03/05/2022 16:00:00	34.4	303	357	45	34.2	41.7%
03/05/2022 17:00:00	35.5	344	405	55	34.6	47.9%
03/05/2022 18:00:00	36.3	228	268	45	34.5	55.6%
03/05/2022 19:00:00	37.3	135	159	50	35.1	57.9%
03/05/2022 20:00:00	39.6	99	116	55	36.2	59.5%
03/05/2022 21:00:00	39.5	58	68	45	36.6	51.5%
03/05/2022 22:00:00	39.4	30	35	55	36.5	74.3%
03/05/2022 23:00:00	40.0	20	24	50	37.2	66.7%
04/05/2022 00:00:00	40.0	6	7	45	37.5	42.9%
04/05/2022 01:00:00	40.0	3	4	55	45.0	50.0%
04/05/2022 02:00:00	40.0	2	2	40	35.0	100.0%
04/05/2022 03:00:00	35.0	1	1	35	32.5	100.0%
04/05/2022 04:00:00	30.0	3	4	40	37.5	25.0%
04/05/2022 05:00:00	37.5	8	10	50	35.0	100.0%
04/05/2022 06:00:00	44.2	19	22	50	38.8	72.7%
04/05/2022 07:00:00	39.5	83	98	50	36.6	62.2%
04/05/2022 08:00:00	35.9	202	238	50	34.6	52.1%
04/05/2022 09:00:00	34.8	218	257	50	34.3	49.8%
04/05/2022 10:00:00	34.7	235	277	55	34.4	45.8%
04/05/2022 11:00:00	34.8	231	272	50	34.2	50.0%
04/05/2022 12:00:00	35.7	251	295	50	34.5	53.2%
04/05/2022 13:00:00	35.1	252	297	45	34.2	54.9%
04/05/2022 14:00:00	35.0	246	289	50	34.1	54.0%
04/05/2022 15:00:00	35.4	261	307	50	34.7	45.9%
04/05/2022 16:00:00	34.9	292	343	45	34.1	48.7%
04/05/2022 17:00:00	34.9	314	370	50	34.5	47.0%

04/05/2022 18:00:00	37.8	205	241	50	35.2	62.2%
04/05/2022 19:00:00	39.3	116	137	50	36.1	73.7%
04/05/2022 20:00:00	39.5	103	121	55	36.3	63.6%
04/05/2022 21:00:00	40.8	59	69	45	36.6	56.5%
04/05/2022 22:00:00	40.0	25	29	55	36.7	65.5%
04/05/2022 23:00:00	45.0	17	20	50	38.5	75.0%
05/05/2022 00:00:00	35.0	4	5	45	37.5	40.0%
05/05/2022 01:00:00	45.0	7	8	55	39.2	75.0%
05/05/2022 02:00:00	50.0	1	1	50	47.5	100.0%
05/05/2022 03:00:00	40.0	2	2	40	35.0	100.0%
05/05/2022 04:00:00	30.0	1	1	30	0.0	0.0%
05/05/2022 05:00:00	45.0	9	11	50	39.8	100.0%
05/05/2022 06:00:00	44.3	25	29	50	38.6	75.9%
05/05/2022 07:00:00	40.0	99	117	55	36.7	66.7%
05/05/2022 08:00:00	37.0	177	208	50	35.0	54.3%
05/05/2022 09:00:00	36.8	248	292	50	34.9	55.5%
05/05/2022 10:00:00	35.6	218	257	50	34.3	57.6%
05/05/2022 11:00:00	35.4	250	294	50	34.3	57.1%
05/05/2022 12:00:00	37.0	218	256	55	35.1	53.9%
05/05/2022 13:00:00	35.3	234	275	55	34.5	49.5%
05/05/2022 14:00:00	35.5	240	282	45	34.4	49.3%
05/05/2022 15:00:00	34.6	283	333	45	34.2	44.7%
05/05/2022 16:00:00	34.7	326	384	50	34.1	52.1%
05/05/2022 17:00:00	35.0	366	430	45	34.2	50.7%
05/05/2022 18:00:00	35.8	309	363	50	34.3	60.3%
05/05/2022 19:00:00	36.6	157	185	60	34.9	56.2%
05/05/2022 20:00:00	38.8	104	122	55	35.9	63.1%
05/05/2022 21:00:00	39.7	65	77	50	36.8	62.3%
05/05/2022 22:00:00	41.0	33	39	50	35.6	79.5%
05/05/2022 23:00:00	41.2	22	26	50	36.4	73.1%
06/05/2022 00:00:00	42.5	7	8	45	35.4	87.5%
06/05/2022 01:00:00	40.0	2	2	40	37.5	50.0%
06/05/2022 02:00:00	50.0	2	2	50	45.0	100.0%
06/05/2022 03:00:00	35.0	4	5	45	35.0	80.0%
06/05/2022 04:00:00	37.5	5	6	40	37.5	33.3%
06/05/2022 05:00:00	40.0	5	6	45	35.0	100.0%
06/05/2022 06:00:00	44.3	23	27	55	39.6	88.9%
06/05/2022 07:00:00	39.4	76	90	55	37.0	60.0%
06/05/2022 08:00:00	38.1	167	196	50	35.4	60.7%
06/05/2022 09:00:00	35.7	241	283	55	34.7	50.9%
06/05/2022 10:00:00	35.5	251	295	50	34.5	48.1%
06/05/2022 11:00:00	36.6	241	284	50	34.9	56.0%
06/05/2022 12:00:00	35.9	314	370	55	34.6	52.7%
06/05/2022 13:00:00	34.8	342	402	60	34.4	45.5%
06/05/2022 14:00:00	34.9	328	386	50	34.1	55.2%
06/05/2022 15:00:00	34.9	370	435	45	33.9	55.2%
06/05/2022 16:00:00	35.7	424	499	50	34.3	56.9%
06/05/2022 17:00:00	36.8	332	391	45	34.6	59.6%
06/05/2022 18:00:00	37.6	246	290	50	35.2	60.3%
06/05/2022 19:00:00	38.3	163	192	50	35.3	67.7%

06/05/2022 20:00:00	40.9	91	107	55	37.2	61.7%
06/05/2022 21:00:00	39.4	57	67	60	36.8	71.6%
06/05/2022 22:00:00	38.3	33	39	45	35.5	64.1%
06/05/2022 23:00:00	37.0	34	40	55	35.5	55.0%
07/05/2022 00:00:00	38.6	19	22	50	36.3	59.1%
07/05/2022 01:00:00	43.3	4	5	45	40.0	80.0%
07/05/2022 02:00:00	50.0	3	3	50	42.5	100.0%
07/05/2022 03:00:00	30.0	9	11	40	35.0	18.2%
07/05/2022 04:00:00	50.0	1	1	50	47.5	100.0%
07/05/2022 05:00:00	45.0	8	9	50	39.2	100.0%
07/05/2022 06:00:00	45.0	16	19	60	39.1	100.0%
07/05/2022 07:00:00	39.4	31	36	50	36.4	61.1%
07/05/2022 08:00:00	39.2	95	112	55	36.4	61.6%
07/05/2022 09:00:00	37.1	153	180	50	34.9	62.2%
07/05/2022 10:00:00	37.4	264	310	55	35.4	51.9%
07/05/2022 11:00:00	37.5	280	329	45	35.2	55.3%
07/05/2022 12:00:00	37.1	341	401	50	35.0	56.4%
07/05/2022 13:00:00	37.3	284	334	50	35.1	56.6%
07/05/2022 14:00:00	36.2	311	366	55	34.5	53.6%
07/05/2022 15:00:00	36.0	271	319	50	34.5	52.4%
07/05/2022 16:00:00	36.3	289	340	50	34.4	57.4%
07/05/2022 17:00:00	36.0	255	300	50	34.7	52.3%
07/05/2022 18:00:00	35.8	183	215	45	34.4	56.7%
07/05/2022 19:00:00	38.2	122	144	55	36.2	53.5%
07/05/2022 20:00:00	37.1	89	105	45	35.0	56.2%
07/05/2022 21:00:00	37.2	73	86	50	35.0	58.1%
07/05/2022 22:00:00	38.2	46	54	50	35.9	59.3%
07/05/2022 23:00:00	40.0	28	33	50	36.2	69.7%
08/05/2022 00:00:00	40.0	20	24	45	36.1	75.0%
08/05/2022 01:00:00	36.7	10	12	40	35.5	41.7%
08/05/2022 02:00:00	50.0	3	4	55	42.5	100.0%
08/05/2022 03:00:00	35.0	3	4	40	35.0	50.0%
08/05/2022 04:00:00	30.0	1	1	30	0.0	0.0%
08/05/2022 05:00:00	55.0	3	3	55	42.5	100.0%
08/05/2022 06:00:00	45.0	8	9	50	38.2	77.8%
08/05/2022 07:00:00	41.7	22	26	60	37.1	88.5%
08/05/2022 08:00:00	38.8	53	62	50	35.6	67.7%
08/05/2022 09:00:00	37.6	106	125	50	35.1	61.6%
08/05/2022 10:00:00	36.4	218	257	50	34.8	54.5%
08/05/2022 11:00:00	36.9	272	320	50	34.9	57.8%
08/05/2022 12:00:00	37.0	309	364	50	34.9	56.0%
08/05/2022 13:00:00	37.1	314	369	50	34.9	56.1%
08/05/2022 14:00:00	36.2	269	316	55	34.7	51.6%
08/05/2022 15:00:00	35.8	282	332	50	34.2	58.4%
08/05/2022 16:00:00	35.6	295	347	45	34.2	54.5%
08/05/2022 17:00:00	37.6	220	259	45	35.3	54.4%
08/05/2022 18:00:00	37.6	149	175	50	35.0	64.6%
08/05/2022 19:00:00	38.5	112	132	50	35.5	63.6%
08/05/2022 20:00:00	39.6	86	101	50	36.8	66.3%
08/05/2022 21:00:00	38.1	46	54	55	35.9	57.4%

08/05/2022 22:00:00	42.0	26	30	55	37.5	63.3%
08/05/2022 23:00:00	45.0	19	22	55	38.4	77.3%
09/05/2022 00:00:00	30.0	6	7	40	37.5	14.3%
09/05/2022 01:00:00	50.0	5	6	55	40.5	83.3%
09/05/2022 02:00:00	65.0	3	3	65	45.8	100.0%
09/05/2022 03:00:00	40.0	1	1	40	37.5	100.0%
09/05/2022 04:00:00	30.0	2	2	30	0.0	0.0%
09/05/2022 05:00:00	40.0	9	11	50	36.5	90.9%
09/05/2022 06:00:00	42.9	40	47	50	38.3	63.8%
09/05/2022 07:00:00	39.3	92	108	55	36.7	67.6%
09/05/2022 08:00:00	36.4	201	236	50	34.8	53.4%
09/05/2022 09:00:00	36.2	245	288	50	35.0	50.0%
09/05/2022 10:00:00	35.3	220	259	50	34.5	51.0%
09/05/2022 11:00:00	36.8	233	274	60	35.2	51.1%
09/05/2022 12:00:00	36.2	250	294	45	34.6	55.8%
09/05/2022 13:00:00	35.0	254	299	55	34.2	51.5%
09/05/2022 14:00:00	34.6	275	323	50	34.1	48.3%
09/05/2022 15:00:00	35.8	297	349	45	34.4	51.0%
09/05/2022 16:00:00	35.3	276	325	50	34.5	49.8%
09/05/2022 17:00:00	35.5	331	389	50	34.3	55.0%
09/05/2022 18:00:00	38.0	234	275	50	35.5	57.8%
09/05/2022 19:00:00	37.4	119	140	50	34.8	65.0%
09/05/2022 20:00:00	40.4	94	111	70	36.8	70.3%
09/05/2022 21:00:00	38.0	80	94	60	36.1	52.1%
09/05/2022 22:00:00	39.3	38	45	50	37.0	48.9%
09/05/2022 23:00:00	40.0	5	6	45	36.5	83.3%
10/05/2022 00:00:00	40.0	5	6	45	36.3	66.7%
10/05/2022 01:00:00	0.0	0	0	0	0.0	0.0%
10/05/2022 02:00:00	0.0	0	0	0	0.0	0.0%
10/05/2022 03:00:00	40.0	1	1	40	37.5	100.0%
10/05/2022 04:00:00	0.0	0	0	0	0.0	0.0%
10/05/2022 05:00:00	55.0	6	7	60	41.1	100.0%
10/05/2022 06:00:00	43.0	26	30	55	36.5	83.3%
10/05/2022 07:00:00	40.3	113	133	50	36.2	68.4%
10/05/2022 08:00:00	36.5	182	214	55	34.9	55.1%
10/05/2022 09:00:00	36.2	246	289	45	34.5	52.9%
10/05/2022 10:00:00	35.4	234	275	50	34.2	54.2%
10/05/2022 11:00:00	36.7	232	273	50	35.1	50.2%
10/05/2022 12:00:00	36.5	244	287	50	34.9	51.9%
10/05/2022 13:00:00	37.8	233	274	55	35.3	59.9%
10/05/2022 14:00:00	36.5	275	323	50	34.7	55.1%
10/05/2022 15:00:00	35.1	304	358	50	34.4	48.0%
10/05/2022 16:00:00	36.5	292	344	55	34.6	61.9%
10/05/2022 17:00:00	36.0	335	394	50	34.5	55.1%
10/05/2022 18:00:00	38.3	247	291	50	35.5	61.5%
10/05/2022 19:00:00	39.2	120	141	50	35.9	61.0%
10/05/2022 20:00:00	39.0	118	139	50	35.8	67.6%
10/05/2022 21:00:00	41.2	58	68	55	36.9	57.4%
10/05/2022 22:00:00	37.5	44	52	45	35.1	59.6%
10/05/2022 23:00:00	40.0	16	19	50	36.8	78.9%

11/05/2022 00:00:00	40.0	4	5	45	35.5	100.0%
11/05/2022 01:00:00	40.0	3	3	40	35.8	100.0%
11/05/2022 02:00:00	55.0	1	1	55	52.5	100.0%
11/05/2022 03:00:00	35.0	1	1	35	32.5	100.0%
11/05/2022 04:00:00	35.0	4	5	50	40.0	40.0%
11/05/2022 05:00:00	39.3	12	14	50	36.7	85.7%
11/05/2022 06:00:00	45.0	18	21	50	38.3	90.5%
11/05/2022 07:00:00	39.3	86	101	55	36.2	78.2%
11/05/2022 08:00:00	36.6	199	234	55	35.5	45.3%
11/05/2022 09:00:00	35.9	244	287	45	34.5	49.8%
11/05/2022 10:00:00	36.2	224	264	50	34.7	51.9%
11/05/2022 11:00:00	36.2	220	259	55	34.8	54.4%
11/05/2022 12:00:00	35.9	263	309	60	34.9	50.8%
11/05/2022 13:00:00	36.2	213	251	45	34.4	59.0%
11/05/2022 14:00:00	35.9	257	302	50	34.2	58.9%
11/05/2022 15:00:00	35.1	293	345	50	34.4	49.3%
11/05/2022 16:00:00	34.9	314	369	45	34.0	50.9%
11/05/2022 17:00:00	35.1	366	430	50	34.4	48.8%
11/05/2022 18:00:00	37.7	241	284	55	35.1	62.3%
11/05/2022 19:00:00	39.3	135	159	55	36.2	59.1%
11/05/2022 20:00:00	38.5	100	118	50	35.8	62.7%
11/05/2022 21:00:00	37.0	73	86	50	35.2	53.5%
11/05/2022 22:00:00	38.2	33	39	45	35.8	59.0%
11/05/2022 23:00:00	37.5	26	31	55	35.7	61.3%
12/05/2022 00:00:00	39.2	8	9	40	36.8	77.8%
12/05/2022 01:00:00	50.0	2	2	50	40.0	100.0%
12/05/2022 02:00:00	50.0	1	1	50	47.5	100.0%
12/05/2022 03:00:00	45.0	2	2	45	40.0	100.0%
12/05/2022 04:00:00	37.5	3	4	40	35.8	75.0%
12/05/2022 05:00:00	50.0	7	8	55	40.0	100.0%
12/05/2022 06:00:00	43.8	23	27	55	38.8	74.1%
12/05/2022 07:00:00	40.4	94	111	55	36.9	67.6%
12/05/2022 08:00:00	36.5	209	246	50	34.6	59.3%
12/05/2022 09:00:00	35.9	281	331	55	34.8	48.6%
12/05/2022 10:00:00	35.4	259	305	50	34.6	44.9%
12/05/2022 11:00:00	35.2	262	308	50	34.2	53.2%
12/05/2022 12:00:00	35.9	241	283	50	34.6	50.2%
12/05/2022 13:00:00	35.0	223	262	45	34.2	48.1%
12/05/2022 14:00:00	36.1	263	309	50	34.6	56.0%
12/05/2022 15:00:00	34.6	301	354	50	34.1	47.7%
12/05/2022 16:00:00	35.3	335	394	55	34.5	49.2%
12/05/2022 17:00:00	35.1	353	415	50	34.4	47.5%
12/05/2022 18:00:00	36.1	255	300	50	34.4	59.0%
12/05/2022 19:00:00	37.8	161	189	50	35.4	58.7%
12/05/2022 20:00:00	36.6	103	121	55	35.0	53.7%
12/05/2022 21:00:00	36.8	67	79	55	35.1	59.5%
12/05/2022 22:00:00	39.4	33	39	45	35.7	71.8%
12/05/2022 23:00:00	42.5	30	35	60	37.7	74.3%
13/05/2022 00:00:00	41.7	10	12	45	37.5	91.7%
13/05/2022 01:00:00	40.0	3	3	40	37.5	100.0%

13/05/2022 02:00:00	45.0	3	3	45	42.5	100.0%
13/05/2022 03:00:00	45.0	3	3	45	35.8	100.0%
13/05/2022 04:00:00	35.0	3	3	35	32.5	33.3%
13/05/2022 05:00:00	40.0	9	11	60	38.6	81.8%
13/05/2022 06:00:00	44.2	25	29	50	39.4	62.1%
13/05/2022 07:00:00	40.4	105	124	50	36.1	71.8%
13/05/2022 08:00:00	38.1	156	183	50	35.7	54.6%
13/05/2022 09:00:00	37.4	252	296	55	35.1	57.1%
13/05/2022 10:00:00	36.8	243	286	55	34.9	55.9%
13/05/2022 11:00:00	37.0	300	353	55	34.8	59.8%
13/05/2022 12:00:00	36.3	291	342	50	34.8	52.9%
13/05/2022 13:00:00	36.4	317	373	55	34.6	55.5%
13/05/2022 14:00:00	35.1	324	381	50	34.3	52.2%
13/05/2022 15:00:00	34.2	364	428	50	33.9	42.5%
13/05/2022 16:00:00	34.8	416	489	55	34.3	50.1%
13/05/2022 17:00:00	36.5	367	432	50	34.7	57.9%
13/05/2022 18:00:00	36.8	312	367	55	35.2	51.2%
13/05/2022 19:00:00	39.8	178	209	55	36.2	70.3%
13/05/2022 20:00:00	38.2	113	133	55	35.5	65.4%
13/05/2022 21:00:00	38.9	67	79	50	35.7	63.3%
13/05/2022 22:00:00	39.6	47	55	55	36.4	69.1%
13/05/2022 23:00:00	41.0	36	42	55	37.7	71.4%
14/05/2022 00:00:00	42.5	16	19	50	37.2	78.9%
14/05/2022 01:00:00	47.5	5	6	50	43.8	66.7%
14/05/2022 02:00:00	45.0	1	1	45	42.5	100.0%
14/05/2022 03:00:00	55.0	3	4	60	55.0	50.0%
14/05/2022 04:00:00	45.0	2	2	45	37.5	100.0%
14/05/2022 05:00:00	45.0	7	8	50	39.2	75.0%
14/05/2022 06:00:00	40.0	8	10	45	38.3	60.0%
14/05/2022 07:00:00	39.4	42	49	65	36.9	71.4%
14/05/2022 08:00:00	38.8	88	103	55	35.8	66.0%
14/05/2022 09:00:00	37.7	178	209	50	35.2	61.2%
14/05/2022 10:00:00	36.8	301	354	50	34.9	53.4%
14/05/2022 11:00:00	37.5	334	393	50	35.2	56.2%
14/05/2022 12:00:00	36.5	348	409	50	34.7	56.2%
14/05/2022 13:00:00	36.7	278	327	55	34.8	56.3%
14/05/2022 14:00:00	36.5	294	346	50	34.5	59.0%
14/05/2022 15:00:00	36.5	292	343	50	34.7	54.8%
14/05/2022 16:00:00	35.9	348	410	50	34.7	51.0%
14/05/2022 17:00:00	36.4	264	310	55	34.6	54.5%
14/05/2022 18:00:00	37.5	189	222	50	34.8	65.8%
14/05/2022 19:00:00	38.7	140	165	50	35.4	74.5%
14/05/2022 20:00:00	40.4	88	103	55	36.8	67.0%
14/05/2022 21:00:00	38.4	56	66	60	36.1	68.2%
14/05/2022 22:00:00	39.4	66	78	60	37.8	57.7%
14/05/2022 23:00:00	42.5	23	27	55	38.3	66.7%
15/05/2022 00:00:00	40.0	16	19	45	37.1	63.2%
15/05/2022 01:00:00	40.0	6	7	45	37.5	42.9%
15/05/2022 02:00:00	40.0	5	6	45	35.0	100.0%
15/05/2022 03:00:00	45.0	7	8	50	38.5	62.5%

15/05/2022 04:00:00	40.0	1	1	40	37.5	100.0%
15/05/2022 05:00:00	55.0	1	1	55	52.5	100.0%
15/05/2022 06:00:00	40.0	8	10	55	38.9	70.0%
15/05/2022 07:00:00	41.2	20	24	50	36.5	83.3%
15/05/2022 08:00:00	40.6	50	59	50	37.1	66.1%
15/05/2022 09:00:00	36.9	111	131	45	34.8	56.5%
15/05/2022 10:00:00	37.0	231	272	55	35.2	54.4%
15/05/2022 11:00:00	37.6	246	290	50	35.4	55.9%
15/05/2022 12:00:00	35.6	323	380	50	34.5	51.3%
15/05/2022 13:00:00	36.5	283	333	50	34.9	52.3%
15/05/2022 14:00:00	35.9	235	277	50	34.5	52.7%
15/05/2022 15:00:00	36.8	249	293	50	34.9	55.6%
15/05/2022 16:00:00	35.5	258	303	45	34.4	48.8%
15/05/2022 17:00:00	37.0	259	305	50	34.7	60.7%
15/05/2022 18:00:00	37.8	211	248	55	35.3	60.5%
15/05/2022 19:00:00	37.6	123	145	45	35.0	62.8%
15/05/2022 20:00:00	38.9	87	102	45	35.5	69.6%
15/05/2022 21:00:00	40.0	46	54	50	36.9	59.3%
15/05/2022 22:00:00	45.0	29	34	55	38.4	79.4%
15/05/2022 23:00:00	40.0	10	12	55	38.0	91.7%
16/05/2022 00:00:00	30.0	6	7	35	32.5	14.3%
16/05/2022 01:00:00	40.0	6	7	45	37.5	42.9%
16/05/2022 02:00:00	40.0	3	3	40	35.0	66.7%
16/05/2022 03:00:00	0.0	0	0	0	0.0	0.0%
16/05/2022 04:00:00	45.0	4	5	65	45.0	80.0%
16/05/2022 05:00:00	40.0	7	8	55	36.9	100.0%
16/05/2022 06:00:00	39.4	32	38	50	36.3	68.4%
16/05/2022 07:00:00	38.6	90	106	50	35.7	67.0%
16/05/2022 08:00:00	37.5	177	208	55	35.5	52.4%
16/05/2022 09:00:00	35.4	241	284	50	34.3	56.7%
16/05/2022 10:00:00	35.6	225	265	50	34.8	49.1%
16/05/2022 11:00:00	37.2	211	248	55	34.8	61.3%
16/05/2022 12:00:00	36.3	250	294	45	34.5	55.1%
16/05/2022 13:00:00	36.5	220	259	50	34.9	51.0%
16/05/2022 14:00:00	36.0	244	287	50	34.3	57.1%
16/05/2022 15:00:00	35.4	269	316	50	34.3	53.5%
16/05/2022 16:00:00	36.0	276	325	45	34.4	54.5%
16/05/2022 17:00:00	36.1	322	379	45	34.8	49.6%
16/05/2022 18:00:00	37.0	215	253	45	34.6	62.8%
16/05/2022 19:00:00	37.6	122	144	65	35.6	57.6%
16/05/2022 20:00:00	38.8	103	121	45	35.5	69.4%
16/05/2022 21:00:00	37.5	49	58	50	35.7	51.7%
16/05/2022 22:00:00	37.7	40	47	45	35.0	63.8%
16/05/2022 23:00:00	40.0	10	12	45	38.0	91.7%
17/05/2022 00:00:00	43.3	5	6	45	39.5	83.3%
17/05/2022 01:00:00	45.0	2	2	45	40.0	100.0%
17/05/2022 02:00:00	45.0	1	1	45	42.5	100.0%
17/05/2022 03:00:00	40.0	1	1	40	37.5	100.0%
17/05/2022 04:00:00	55.0	3	3	55	47.5	66.7%
17/05/2022 05:00:00	40.0	7	8	50	36.3	100.0%

17/05/2022 06:00:00	40.0	26	30	50	36.1	73.3%
17/05/2022 07:00:00	39.8	109	128	60	37.0	65.6%
17/05/2022 08:00:00	36.7	201	236	50	35.0	50.4%
17/05/2022 09:00:00	36.6	271	319	50	35.0	52.7%
17/05/2022 10:00:00	36.8	248	292	50	35.0	54.5%
17/05/2022 11:00:00	36.1	314	369	50	34.6	53.4%
17/05/2022 12:00:00	36.7	280	330	60	34.8	55.5%
17/05/2022 13:00:00	36.6	252	297	45	34.8	53.9%
17/05/2022 14:00:00	35.0	263	309	50	34.4	49.5%
17/05/2022 15:00:00	35.3	249	293	50	34.3	54.6%
17/05/2022 16:00:00	34.9	306	360	50	34.1	51.7%
17/05/2022 17:00:00	35.7	350	412	55	34.3	55.1%
17/05/2022 18:00:00	36.8	244	287	50	34.8	56.8%
17/05/2022 19:00:00	38.5	137	161	45	35.7	59.0%
17/05/2022 20:00:00	39.1	97	114	50	36.0	61.4%
17/05/2022 21:00:00	36.9	71	84	45	34.9	54.8%
17/05/2022 22:00:00	37.5	42	50	50	35.4	58.0%
17/05/2022 23:00:00	39.0	18	21	50	35.8	71.4%
18/05/2022 00:00:00	40.0	3	3	40	35.8	100.0%
18/05/2022 01:00:00	40.0	2	2	40	35.0	100.0%
18/05/2022 02:00:00	0.0	0	0	0	0.0	0.0%
18/05/2022 03:00:00	35.0	1	1	35	32.5	100.0%
18/05/2022 04:00:00	35.0	4	5	40	35.0	40.0%
18/05/2022 05:00:00	45.0	9	11	55	38.4	100.0%
18/05/2022 06:00:00	42.5	17	20	50	36.9	85.0%
18/05/2022 07:00:00	41.5	105	123	60	37.0	74.8%
18/05/2022 08:00:00	36.9	203	239	50	34.8	58.2%
18/05/2022 09:00:00	36.0	244	287	50	34.5	54.4%
18/05/2022 10:00:00	36.4	256	301	50	34.7	53.5%
18/05/2022 11:00:00	35.5	288	339	50	34.3	56.3%
18/05/2022 12:00:00	36.0	282	332	50	34.5	56.9%
18/05/2022 13:00:00	35.8	258	303	45	34.4	56.1%
18/05/2022 14:00:00	35.1	261	307	50	34.2	52.4%
18/05/2022 15:00:00	34.8	319	375	45	34.0	47.5%
18/05/2022 16:00:00	34.5	325	382	60	34.0	47.6%
18/05/2022 17:00:00	34.5	373	439	45	34.0	46.7%
18/05/2022 18:00:00	36.5	238	280	50	34.7	55.0%
18/05/2022 19:00:00	38.1	139	164	50	35.4	64.6%
18/05/2022 20:00:00	38.6	103	121	55	35.8	66.1%
18/05/2022 21:00:00	38.8	88	103	50	35.7	58.3%
18/05/2022 22:00:00	40.0	47	55	50	37.2	63.6%
18/05/2022 23:00:00	38.6	15	18	45	36.6	61.1%
19/05/2022 00:00:00	40.0	5	6	45	36.3	66.7%
19/05/2022 01:00:00	48.3	6	7	50	42.5	100.0%
19/05/2022 02:00:00	45.0	2	2	45	40.0	100.0%
19/05/2022 03:00:00	40.0	1	1	40	37.5	100.0%
19/05/2022 04:00:00	40.0	2	2	40	37.5	50.0%
19/05/2022 05:00:00	47.5	6	7	50	38.3	85.7%
19/05/2022 06:00:00	42.9	26	30	50	37.0	93.3%
19/05/2022 07:00:00	39.0	103	121	60	35.8	68.6%

19/05/2022 08:00:00	36.1	209	246	45	34.8	50.0%
19/05/2022 09:00:00	35.0	252	296	50	34.6	44.6%
19/05/2022 10:00:00	36.5	247	291	50	34.7	57.0%
19/05/2022 11:00:00	36.5	267	314	45	34.7	54.5%
19/05/2022 12:00:00	34.9	326	384	45	34.1	51.8%
19/05/2022 13:00:00	35.9	272	320	50	34.5	58.1%
19/05/2022 14:00:00	35.3	275	323	50	34.3	53.3%
19/05/2022 15:00:00	35.5	271	319	50	34.6	47.0%
19/05/2022 16:00:00	34.8	305	359	50	34.4	49.3%
19/05/2022 17:00:00	35.0	368	433	50	34.1	52.4%
19/05/2022 18:00:00	38.0	246	289	50	35.3	60.6%
19/05/2022 19:00:00	38.9	145	171	50	35.9	60.8%
19/05/2022 20:00:00	38.8	120	141	50	36.1	61.0%
19/05/2022 21:00:00	40.5	69	81	50	36.0	64.2%
19/05/2022 22:00:00	43.1	36	42	55	38.5	73.8%
19/05/2022 23:00:00	41.7	16	19	55	37.5	73.7%
20/05/2022 00:00:00	40.0	10	12	55	37.0	91.7%
20/05/2022 01:00:00	40.0	4	5	45	36.5	100.0%
20/05/2022 02:00:00	45.0	2	2	45	37.5	100.0%
20/05/2022 03:00:00	35.0	1	1	35	32.5	100.0%
20/05/2022 04:00:00	30.0	1	1	30	0.0	0.0%
20/05/2022 05:00:00	50.0	7	8	55	40.8	75.0%
20/05/2022 06:00:00	45.0	31	36	55	40.2	77.8%
20/05/2022 07:00:00	40.4	96	113	55	36.5	65.5%
20/05/2022 08:00:00	37.7	170	200	50	35.4	56.0%
20/05/2022 09:00:00	35.7	244	287	50	34.7	49.1%
20/05/2022 10:00:00	36.4	258	304	50	34.8	52.6%
20/05/2022 11:00:00	36.3	279	328	45	34.4	57.6%
20/05/2022 12:00:00	35.0	291	342	50	34.2	51.8%
20/05/2022 13:00:00	34.8	322	379	50	34.3	48.8%
20/05/2022 14:00:00	36.9	314	369	50	34.7	59.3%
20/05/2022 15:00:00	34.7	428	503	45	34.2	47.9%
20/05/2022 16:00:00	36.2	399	469	50	34.6	54.6%
20/05/2022 17:00:00	35.3	376	442	55	34.4	50.9%
20/05/2022 18:00:00	38.0	321	378	50	35.6	57.9%
20/05/2022 19:00:00	38.7	204	240	55	35.7	64.6%
20/05/2022 20:00:00	37.9	108	127	50	35.6	55.1%
20/05/2022 21:00:00	41.1	60	70	50	36.5	70.0%
20/05/2022 22:00:00	38.9	56	66	55	36.6	53.0%
20/05/2022 23:00:00	40.0	29	34	45	35.7	55.9%
21/05/2022 00:00:00	41.7	23	27	50	37.0	70.4%
21/05/2022 01:00:00	42.5	17	20	55	39.0	65.0%
21/05/2022 02:00:00	40.0	3	4	55	40.8	75.0%
21/05/2022 03:00:00	40.0	2	2	40	37.5	50.0%
21/05/2022 04:00:00	40.0	3	3	40	34.2	100.0%
21/05/2022 05:00:00	40.0	3	4	45	36.3	100.0%
21/05/2022 06:00:00	43.8	18	21	50	37.8	71.4%
21/05/2022 07:00:00	41.0	38	45	60	37.2	82.2%
21/05/2022 08:00:00	36.9	89	105	45	34.8	57.1%
21/05/2022 09:00:00	37.6	186	219	50	35.3	57.5%

21/05/2022 10:00:00	36.6	235	277	60	34.9	57.0%
21/05/2022 11:00:00	37.5	314	370	50	35.2	58.4%
21/05/2022 12:00:00	36.6	310	365	55	34.8	56.2%
21/05/2022 13:00:00	36.0	301	354	50	34.6	50.8%
21/05/2022 14:00:00	35.6	277	326	50	34.4	56.4%
21/05/2022 15:00:00	36.6	290	341	45	34.5	59.2%
21/05/2022 16:00:00	35.8	294	346	45	34.5	50.3%
21/05/2022 17:00:00	36.6	248	292	55	34.8	56.2%
21/05/2022 18:00:00	37.7	176	207	60	35.3	59.4%
21/05/2022 19:00:00	40.7	116	137	50	36.6	75.2%
21/05/2022 20:00:00	38.6	88	104	45	35.5	68.3%
21/05/2022 21:00:00	40.8	54	63	55	37.6	58.7%
21/05/2022 22:00:00	38.8	52	61	45	35.5	72.1%
21/05/2022 23:00:00	39.2	42	49	50	36.3	61.2%
22/05/2022 00:00:00	40.0	12	14	45	35.8	64.3%
22/05/2022 01:00:00	48.3	6	7	50	42.5	71.4%
22/05/2022 02:00:00	35.0	4	5	50	40.0	40.0%
22/05/2022 03:00:00	30.0	1	1	30	0.0	0.0%
22/05/2022 04:00:00	45.0	1	1	45	42.5	100.0%
22/05/2022 05:00:00	40.0	4	5	50	40.8	60.0%
22/05/2022 06:00:00	45.0	8	9	50	38.1	88.9%
22/05/2022 07:00:00	43.8	19	22	55	38.1	81.8%
22/05/2022 08:00:00	41.8	68	80	55	37.3	62.5%
22/05/2022 09:00:00	39.2	93	109	50	35.9	64.2%
22/05/2022 10:00:00	38.1	222	261	50	35.5	60.2%
22/05/2022 11:00:00	36.7	252	296	50	34.7	57.1%
22/05/2022 12:00:00	36.2	315	371	50	34.7	55.3%
22/05/2022 13:00:00	36.2	235	276	55	34.5	58.0%
22/05/2022 14:00:00	37.5	261	307	45	35.0	60.3%
22/05/2022 15:00:00	35.6	277	326	50	34.3	55.5%
22/05/2022 16:00:00	36.0	271	319	50	34.5	54.5%
22/05/2022 17:00:00	37.7	211	248	55	35.4	56.9%
22/05/2022 18:00:00	37.4	150	176	55	35.0	60.2%
22/05/2022 19:00:00	38.1	107	126	50	35.4	63.5%
22/05/2022 20:00:00	39.3	71	84	60	36.6	58.3%
22/05/2022 21:00:00	42.5	51	60	50	37.8	63.3%
22/05/2022 22:00:00	42.5	25	29	60	38.9	48.3%
22/05/2022 23:00:00	40.0	17	20	55	38.0	55.0%
23/05/2022 00:00:00	37.5	3	4	40	37.5	50.0%
23/05/2022 01:00:00	50.0	2	2	50	47.5	100.0%
23/05/2022 02:00:00	40.0	2	2	40	35.0	100.0%
23/05/2022 03:00:00	45.0	2	2	45	37.5	100.0%
23/05/2022 04:00:00	40.0	3	4	45	40.0	50.0%
23/05/2022 05:00:00	40.0	8	9	45	35.8	66.7%
23/05/2022 06:00:00	41.4	31	36	45	36.1	77.8%
23/05/2022 07:00:00	39.3	93	109	55	36.4	64.2%
23/05/2022 08:00:00	37.0	172	202	50	34.9	56.9%
23/05/2022 09:00:00	34.9	235	277	50	34.4	50.5%
23/05/2022 10:00:00	35.5	223	262	45	34.5	50.4%
23/05/2022 11:00:00	36.3	269	317	50	35.0	46.1%

23/05/2022 12:00:00	35.0	286	336	45	34.1	52.4%
23/05/2022 13:00:00	34.8	277	326	45	33.9	50.3%
23/05/2022 14:00:00	35.5	264	310	50	34.3	55.2%
23/05/2022 15:00:00	35.0	280	329	50	34.3	54.1%
23/05/2022 16:00:00	35.0	309	363	55	34.3	48.5%
23/05/2022 17:00:00	35.3	315	371	50	34.6	49.1%
23/05/2022 18:00:00	37.4	218	257	55	35.0	60.3%
23/05/2022 19:00:00	38.5	115	135	55	35.7	60.7%
23/05/2022 20:00:00	38.2	83	98	55	35.4	69.4%
23/05/2022 21:00:00	36.7	62	73	45	34.8	54.8%
23/05/2022 22:00:00	40.8	30	35	45	37.5	48.6%
23/05/2022 23:00:00	35.0	4	5	45	37.5	40.0%
24/05/2022 00:00:00	40.0	3	4	55	45.0	50.0%
24/05/2022 01:00:00	50.0	3	3	50	45.0	66.7%
24/05/2022 02:00:00	45.0	3	3	45	37.5	100.0%
24/05/2022 03:00:00	40.0	3	3	40	37.5	100.0%
24/05/2022 04:00:00	50.0	2	2	50	47.5	50.0%
24/05/2022 05:00:00	50.0	7	8	60	40.6	100.0%
24/05/2022 06:00:00	43.8	22	26	50	38.3	76.9%
24/05/2022 07:00:00	39.6	105	123	55	36.4	71.5%
24/05/2022 08:00:00	37.9	184	216	55	35.8	53.2%
24/05/2022 09:00:00	35.5	271	319	50	34.6	48.0%
24/05/2022 10:00:00	37.4	211	248	50	34.9	62.1%
24/05/2022 11:00:00	34.8	231	272	55	34.1	51.5%
24/05/2022 12:00:00	36.3	275	323	50	34.5	56.3%
24/05/2022 13:00:00	35.2	214	252	50	34.5	51.6%
24/05/2022 14:00:00	35.6	244	287	55	34.4	54.0%
24/05/2022 15:00:00	34.8	286	337	50	34.0	54.0%
24/05/2022 16:00:00	35.7	293	345	50	34.4	56.5%
24/05/2022 17:00:00	36.3	321	378	45	34.6	54.0%
24/05/2022 18:00:00	36.4	276	325	45	34.4	56.9%
24/05/2022 19:00:00	38.8	127	149	65	36.1	62.4%
24/05/2022 20:00:00	38.9	93	109	50	35.9	64.2%
24/05/2022 21:00:00	39.4	69	81	50	36.7	59.3%
24/05/2022 22:00:00	39.4	38	45	55	36.8	62.2%
24/05/2022 23:00:00	42.5	24	28	50	36.5	75.0%
25/05/2022 00:00:00	40.0	3	4	45	37.5	75.0%
25/05/2022 01:00:00	40.0	3	3	40	35.8	100.0%
25/05/2022 02:00:00	40.0	3	3	40	35.8	100.0%
25/05/2022 03:00:00	40.0	2	2	40	35.0	100.0%
25/05/2022 04:00:00	40.0	3	3	40	37.5	33.3%
25/05/2022 05:00:00	45.0	5	6	50	39.2	100.0%
25/05/2022 06:00:00	43.1	27	32	55	38.8	75.0%
25/05/2022 07:00:00	38.8	98	115	50	35.9	63.5%
25/05/2022 08:00:00	36.2	196	230	50	34.7	53.9%
25/05/2022 09:00:00	34.7	258	304	50	34.3	46.7%
25/05/2022 10:00:00	37.4	246	290	50	35.2	56.9%
25/05/2022 11:00:00	36.4	261	307	45	34.6	54.7%
25/05/2022 12:00:00	36.0	234	275	45	34.4	54.2%
25/05/2022 13:00:00	36.1	230	271	55	34.7	53.1%

25/05/2022 14:00:00	34.8	234	275	50	34.0	52.7%
25/05/2022 15:00:00	34.8	283	333	45	34.3	44.1%
25/05/2022 16:00:00	35.0	313	368	50	34.2	48.9%
25/05/2022 17:00:00	35.7	340	400	50	34.6	52.5%
25/05/2022 18:00:00	37.1	236	278	55	34.7	64.0%
25/05/2022 19:00:00	38.8	125	147	50	35.9	62.6%
25/05/2022 20:00:00	38.5	109	128	50	35.6	61.7%
25/05/2022 21:00:00	39.6	66	78	50	36.3	66.7%
25/05/2022 22:00:00	39.2	41	48	55	37.3	47.9%
25/05/2022 23:00:00	45.0	24	28	50	38.6	64.3%
26/05/2022 00:00:00	46.7	14	17	55	40.7	82.4%
26/05/2022 01:00:00	35.0	3	4	40	34.2	75.0%
26/05/2022 02:00:00	0.0	0	0	0	0.0	0.0%
26/05/2022 03:00:00	30.0	1	1	30	0.0	0.0%
26/05/2022 04:00:00	30.0	2	2	30	0.0	0.0%
26/05/2022 05:00:00	38.8	8	10	45	36.3	80.0%
26/05/2022 06:00:00	41.0	29	34	50	37.9	67.6%
26/05/2022 07:00:00	41.0	111	131	50	36.5	69.5%
26/05/2022 08:00:00	37.0	166	195	50	35.0	54.4%
26/05/2022 09:00:00	35.6	275	324	50	34.7	48.5%
26/05/2022 10:00:00	35.7	234	275	50	34.4	52.4%
26/05/2022 11:00:00	34.9	224	263	50	34.2	50.2%
26/05/2022 12:00:00	35.0	249	293	55	34.3	52.2%
26/05/2022 13:00:00	**No Data**					
26/05/2022 14:00:00	35.9	202	238	45	34.6	51.7%
26/05/2022 15:00:00	36.0	263	309	45	34.3	56.3%
26/05/2022 16:00:00	35.2	303	357	50	34.5	47.9%
26/05/2022 17:00:00	36.8	354	416	50	34.8	55.8%
26/05/2022 18:00:00	37.5	256	301	50	35.2	58.8%
26/05/2022 19:00:00	38.0	150	176	55	35.4	62.5%
26/05/2022 20:00:00	39.2	106	125	55	36.0	68.0%
26/05/2022 21:00:00	38.1	76	89	50	35.7	52.8%
26/05/2022 22:00:00	39.6	56	66	55	36.6	66.7%
26/05/2022 23:00:00	35.0	20	24	55	35.2	62.5%
27/05/2022 00:00:00	42.5	7	8	45	36.8	87.5%
27/05/2022 01:00:00	40.0	4	5	45	40.0	40.0%
27/05/2022 02:00:00	40.0	3	4	45	37.5	100.0%
27/05/2022 03:00:00	35.0	3	3	35	32.5	33.3%
27/05/2022 04:00:00	30.0	3	4	40	37.5	25.0%
27/05/2022 05:00:00	40.0	12	14	45	36.1	78.6%
27/05/2022 06:00:00	43.5	26	31	50	38.1	83.9%
27/05/2022 07:00:00	39.6	96	113	50	36.4	69.9%
27/05/2022 08:00:00	36.9	198	233	55	34.7	60.5%
27/05/2022 09:00:00	36.1	241	283	55	34.6	54.1%
27/05/2022 10:00:00	35.8	256	301	50	34.7	48.5%
27/05/2022 11:00:00	35.9	303	356	50	34.6	51.1%
27/05/2022 12:00:00	34.9	354	417	45	34.3	48.2%
27/05/2022 13:00:00	35.0	352	414	45	34.2	49.3%
27/05/2022 14:00:00	36.3	311	366	50	34.6	57.4%
27/05/2022 15:00:00	35.1	390	459	50	34.5	49.7%

27/05/2022 16:00:00	35.5	444	522	50	34.6	49.4%
27/05/2022 17:00:00	35.3	456	537	50	34.1	54.6%
27/05/2022 18:00:00	36.7	373	439	50	34.7	57.6%
27/05/2022 19:00:00	39.4	230	271	50	36.0	69.7%
27/05/2022 20:00:00	39.1	148	174	55	35.8	73.0%
27/05/2022 21:00:00	39.0	82	97	55	36.0	74.2%
27/05/2022 22:00:00	39.0	75	88	55	36.4	59.1%
27/05/2022 23:00:00	38.3	45	53	55	35.6	64.2%
28/05/2022 00:00:00	40.0	20	23	45	36.8	60.9%
28/05/2022 01:00:00	47.5	8	10	55	41.9	90.0%
28/05/2022 02:00:00	65.0	2	2	65	62.5	50.0%
28/05/2022 03:00:00	42.5	5	6	45	40.8	50.0%
28/05/2022 04:00:00	35.0	2	2	35	32.5	50.0%
28/05/2022 05:00:00	40.0	3	3	40	35.8	100.0%
28/05/2022 06:00:00	41.7	20	23	50	36.6	69.6%
28/05/2022 07:00:00	40.0	48	57	50	37.1	66.7%
28/05/2022 08:00:00	38.4	89	105	55	36.3	54.3%
28/05/2022 09:00:00	37.8	169	199	65	35.5	59.3%
28/05/2022 10:00:00	37.5	241	283	55	35.2	57.2%
28/05/2022 11:00:00	37.5	314	370	70	35.4	56.5%
28/05/2022 12:00:00	36.7	367	432	50	34.8	55.6%
28/05/2022 13:00:00	38.3	308	362	50	35.5	60.8%
28/05/2022 14:00:00	37.5	298	350	65	35.2	58.6%
28/05/2022 15:00:00	36.5	311	366	50	34.6	59.3%
28/05/2022 16:00:00	36.8	292	344	55	35.0	52.3%
28/05/2022 17:00:00	36.9	298	350	55	35.0	55.1%
28/05/2022 18:00:00	37.7	195	229	50	35.1	61.6%
28/05/2022 19:00:00	39.2	139	164	55	36.3	66.5%
28/05/2022 20:00:00	39.5	90	106	55	36.5	67.9%
28/05/2022 21:00:00	40.8	53	62	50	36.8	72.6%
28/05/2022 22:00:00	38.2	51	60	50	35.4	65.0%
28/05/2022 23:00:00	40.8	39	46	55	36.8	58.7%
29/05/2022 00:00:00	42.5	25	29	50	37.7	75.9%
29/05/2022 01:00:00	41.2	21	25	60	37.5	68.0%
29/05/2022 02:00:00	40.0	8	9	55	38.5	55.6%
29/05/2022 03:00:00	45.0	3	4	50	42.5	75.0%
29/05/2022 04:00:00	45.0	5	6	50	42.5	66.7%
29/05/2022 05:00:00	35.0	7	8	40	33.3	75.0%
29/05/2022 06:00:00	43.0	11	13	45	37.9	100.0%
29/05/2022 07:00:00	40.0	20	24	60	37.8	75.0%
29/05/2022 08:00:00	42.1	61	72	50	37.6	81.9%
29/05/2022 09:00:00	38.2	101	119	55	35.9	58.8%
29/05/2022 10:00:00	37.2	210	247	55	35.2	55.5%
29/05/2022 11:00:00	36.0	260	306	45	34.4	57.5%
29/05/2022 12:00:00	37.5	298	351	50	35.2	56.7%
29/05/2022 13:00:00	37.2	254	299	50	34.8	60.2%
29/05/2022 14:00:00	36.5	233	274	45	34.6	58.0%
29/05/2022 15:00:00	36.9	246	289	50	35.0	52.2%
29/05/2022 16:00:00	35.6	287	338	50	34.3	57.1%
29/05/2022 17:00:00	37.4	234	275	50	35.0	58.9%

29/05/2022 18:00:00	38.3	174	205	55	35.7	62.4%
29/05/2022 19:00:00	38.7	109	128	55	35.6	65.6%
29/05/2022 20:00:00	39.3	85	100	50	36.3	72.0%
29/05/2022 21:00:00	37.3	65	77	60	36.0	55.8%
29/05/2022 22:00:00	40.0	28	33	55	36.5	75.8%
29/05/2022 23:00:00	42.5	18	21	50	37.9	61.9%
30/05/2022 00:00:00	50.0	8	9	55	39.2	66.7%
30/05/2022 01:00:00	45.0	4	5	50	40.0	80.0%
30/05/2022 02:00:00	50.0	1	1	50	47.5	100.0%
30/05/2022 03:00:00	40.0	1	1	40	37.5	100.0%
30/05/2022 04:00:00	30.0	3	3	30	0.0	0.0%
30/05/2022 05:00:00	38.8	9	11	45	35.8	81.8%
30/05/2022 06:00:00	43.1	34	40	50	39.3	70.0%
30/05/2022 07:00:00	42.3	76	89	55	37.7	74.2%
30/05/2022 08:00:00	37.9	131	154	50	35.4	59.7%
30/05/2022 09:00:00	36.4	216	254	50	34.7	54.3%
30/05/2022 10:00:00	37.1	236	278	50	34.9	58.6%
30/05/2022 11:00:00	36.4	272	320	45	34.6	54.7%
30/05/2022 12:00:00	37.1	260	306	50	35.1	53.6%
30/05/2022 13:00:00	36.4	252	297	55	34.6	59.9%
30/05/2022 14:00:00	34.8	283	333	50	34.5	50.2%
30/05/2022 15:00:00	37.4	285	335	60	35.3	54.6%
30/05/2022 16:00:00	36.9	294	346	50	34.8	55.2%
30/05/2022 17:00:00	35.0	314	369	50	34.2	51.5%
30/05/2022 18:00:00	37.1	201	237	50	35.0	59.1%
30/05/2022 19:00:00	37.6	141	166	50	35.6	51.2%
30/05/2022 20:00:00	38.1	98	115	60	35.7	61.7%
30/05/2022 21:00:00	37.8	48	57	50	35.5	61.4%
30/05/2022 22:00:00	39.2	48	57	55	36.6	64.9%
30/05/2022 23:00:00	45.0	12	14	50	39.0	71.4%
31/05/2022 00:00:00	50.0	3	3	50	39.2	100.0%
31/05/2022 01:00:00	43.3	6	7	45	36.8	100.0%
31/05/2022 02:00:00	40.0	1	1	40	37.5	100.0%
31/05/2022 03:00:00	40.0	2	2	40	35.0	100.0%
31/05/2022 04:00:00	30.0	2	2	30	0.0	0.0%
31/05/2022 05:00:00	45.0	10	12	50	38.8	100.0%
31/05/2022 06:00:00	43.6	20	24	50	39.4	87.5%
31/05/2022 07:00:00	40.8	79	93	50	37.0	69.9%
31/05/2022 08:00:00	36.5	153	180	45	34.5	58.3%
31/05/2022 09:00:00	37.6	173	204	55	35.3	57.8%
31/05/2022 10:00:00	36.2	222	261	50	34.5	54.8%
31/05/2022 11:00:00	35.9	224	264	50	34.4	53.4%
31/05/2022 12:00:00	36.1	284	334	50	34.5	55.1%
31/05/2022 13:00:00	36.4	283	333	55	35.0	54.4%
31/05/2022 14:00:00	36.2	263	309	45	34.5	54.4%
31/05/2022 15:00:00	35.6	285	335	50	34.4	51.3%
31/05/2022 16:00:00	35.9	298	350	50	34.4	54.3%
31/05/2022 17:00:00	35.4	349	411	50	34.3	52.8%
31/05/2022 18:00:00	37.0	229	269	50	35.0	55.4%
31/05/2022 19:00:00	39.3	133	156	50	36.4	61.5%

31/05/2022 20:00:00	38.0	115	135	55	35.7	57.0%
31/05/2022 21:00:00	38.5	61	72	50	36.0	61.1%
31/05/2022 22:00:00	38.3	44	52	50	35.6	65.4%
31/05/2022 23:00:00	43.3	22	26	50	38.2	84.6%
01/06/2022 00:00:00	46.7	13	15	50	38.2	100.0%
01/06/2022 01:00:00	42.5	17	20	55	36.9	85.0%
01/06/2022 02:00:00	45.0	6	7	50	39.2	85.7%
01/06/2022 03:00:00	35.0	1	1	35	32.5	100.0%
01/06/2022 04:00:00	40.0	3	3	40	37.5	33.3%
01/06/2022 05:00:00	39.2	9	11	45	36.5	90.9%
01/06/2022 06:00:00	43.1	25	29	50	39.1	65.5%
01/06/2022 07:00:00	42.7	76	89	55	37.9	77.5%
01/06/2022 08:00:00	35.7	162	191	60	34.7	52.9%
01/06/2022 09:00:00	37.4	207	243	45	35.0	56.8%
01/06/2022 10:00:00	36.8	260	306	50	35.0	53.9%
01/06/2022 11:00:00	36.5	275	323	55	34.9	47.7%
01/06/2022 12:00:00	35.2	292	344	45	34.4	48.3%
01/06/2022 13:00:00	35.7	275	323	50	34.5	51.4%
01/06/2022 14:00:00	35.0	264	311	50	34.4	51.4%
01/06/2022 15:00:00	34.8	276	325	45	34.1	46.5%
01/06/2022 16:00:00	31.3	339	399	45	33.7	18.8%
01/06/2022 17:00:00	34.9	377	443	45	34.4	46.3%
01/06/2022 18:00:00	37.6	260	306	55	34.9	65.4%
01/06/2022 19:00:00	37.8	167	197	55	35.2	66.0%
01/06/2022 20:00:00	38.3	133	157	45	35.5	63.1%
01/06/2022 21:00:00	38.1	105	124	60	35.9	58.9%
01/06/2022 22:00:00	39.1	50	59	50	35.4	78.0%
01/06/2022 23:00:00	43.3	23	27	50	37.7	77.8%
02/06/2022 00:00:00	43.0	22	26	55	38.4	65.4%
02/06/2022 01:00:00	40.0	10	12	45	37.0	83.3%
02/06/2022 02:00:00	0.0	0	0	0	0.0	0.0%
02/06/2022 03:00:00	40.0	5	6	50	35.8	100.0%
02/06/2022 04:00:00	45.0	5	6	60	39.2	100.0%
02/06/2022 05:00:00	55.0	5	6	60	41.7	100.0%
02/06/2022 06:00:00	42.5	13	15	45	37.5	80.0%
02/06/2022 07:00:00	40.0	34	40	85	38.8	70.0%
02/06/2022 08:00:00	37.2	107	126	60	35.5	57.1%
02/06/2022 09:00:00	38.4	230	270	55	35.8	57.8%
02/06/2022 10:00:00	37.2	358	421	50	34.7	62.5%
02/06/2022 11:00:00	37.3	381	448	50	34.9	59.8%
02/06/2022 12:00:00	36.3	416	489	55	34.6	58.5%
02/06/2022 13:00:00	36.0	392	461	50	34.4	56.4%
02/06/2022 14:00:00	37.2	343	403	50	34.8	60.0%
02/06/2022 15:00:00	37.1	343	404	50	34.9	57.7%
02/06/2022 16:00:00	36.3	298	350	50	34.5	54.3%
02/06/2022 17:00:00	36.6	300	353	50	34.8	56.4%
02/06/2022 18:00:00	37.6	173	204	50	35.2	59.8%
02/06/2022 19:00:00	39.1	131	154	50	36.4	60.4%
02/06/2022 20:00:00	38.2	79	93	50	35.8	55.9%
02/06/2022 21:00:00	38.3	67	79	55	35.9	57.0%

02/06/2022 22:00:00	43.1	37	44	60	39.6	59.1%
02/06/2022 23:00:00	43.3	17	20	55	38.6	70.0%
03/06/2022 00:00:00	38.3	11	13	45	35.3	69.2%
03/06/2022 01:00:00	45.0	4	5	55	41.5	100.0%
03/06/2022 02:00:00	35.0	3	3	35	32.5	66.7%
03/06/2022 03:00:00	40.0	3	3	40	37.5	66.7%
03/06/2022 04:00:00	40.0	2	2	40	35.0	100.0%
03/06/2022 05:00:00	35.0	4	5	40	34.2	60.0%
03/06/2022 06:00:00	44.0	21	25	55	38.7	84.0%
03/06/2022 07:00:00	43.3	24	28	60	40.4	60.7%
03/06/2022 08:00:00	38.5	73	86	50	35.7	65.1%
03/06/2022 09:00:00	38.9	159	187	55	36.2	63.1%
03/06/2022 10:00:00	37.4	261	307	55	35.2	56.7%
03/06/2022 11:00:00	35.9	350	412	50	34.6	51.2%
03/06/2022 12:00:00	37.4	375	441	55	35.1	56.9%
03/06/2022 13:00:00	36.5	374	440	50	34.8	52.7%
03/06/2022 14:00:00	36.7	333	392	50	34.6	60.7%
03/06/2022 15:00:00	36.6	337	396	50	34.6	58.3%
03/06/2022 16:00:00	36.4	343	404	50	34.6	54.7%
03/06/2022 17:00:00	35.8	282	332	45	34.4	55.1%
03/06/2022 18:00:00	37.6	180	212	45	34.9	64.2%
03/06/2022 19:00:00	39.7	128	151	50	36.2	68.9%
03/06/2022 20:00:00	38.0	94	110	50	35.3	62.7%
03/06/2022 21:00:00	40.0	65	76	55	36.3	69.7%
03/06/2022 22:00:00	41.7	43	51	60	37.1	74.5%
03/06/2022 23:00:00	41.2	30	35	50	38.3	54.3%
04/06/2022 00:00:00	42.0	15	18	45	37.9	72.2%
04/06/2022 01:00:00	43.3	19	22	60	38.3	90.9%
04/06/2022 02:00:00	43.3	8	10	50	38.1	90.0%
04/06/2022 03:00:00	35.0	1	1	35	32.5	100.0%
04/06/2022 04:00:00	30.0	1	1	30	0.0	0.0%
04/06/2022 05:00:00	40.0	5	6	45	36.5	83.3%
04/06/2022 06:00:00	45.0	9	11	60	40.8	81.8%
04/06/2022 07:00:00	40.8	37	43	65	37.7	58.1%
04/06/2022 08:00:00	37.2	80	94	55	35.1	58.5%
04/06/2022 09:00:00	37.3	147	173	50	35.0	59.0%
04/06/2022 10:00:00	37.6	259	305	60	35.4	58.4%
04/06/2022 11:00:00	35.7	332	391	50	34.5	51.9%
04/06/2022 12:00:00	35.9	347	408	50	34.5	51.7%
04/06/2022 13:00:00	37.5	313	368	50	35.0	62.2%
04/06/2022 14:00:00	37.0	274	322	45	34.7	59.9%
04/06/2022 15:00:00	36.9	261	307	50	34.6	63.5%
04/06/2022 16:00:00	34.9	302	355	50	34.1	52.1%
04/06/2022 17:00:00	34.8	257	302	50	34.3	49.3%
04/06/2022 18:00:00	38.1	196	231	50	35.4	61.9%
04/06/2022 19:00:00	38.5	122	144	55	35.7	63.2%
04/06/2022 20:00:00	39.1	71	83	50	36.1	71.1%
04/06/2022 21:00:00	38.8	70	82	55	35.9	59.8%
04/06/2022 22:00:00	39.4	37	44	60	36.8	68.2%
04/06/2022 23:00:00	41.0	28	33	50	38.0	63.6%

05/06/2022 00:00:00	40.0	14	16	60	37.1	81.3%
05/06/2022 01:00:00	51.7	10	12	55	41.7	100.0%
05/06/2022 02:00:00	50.0	5	6	60	41.7	100.0%
05/06/2022 03:00:00	40.0	3	4	45	37.5	100.0%
05/06/2022 04:00:00	40.0	1	1	40	37.5	100.0%
05/06/2022 05:00:00	45.0	3	4	50	41.3	100.0%
05/06/2022 06:00:00	40.0	4	5	50	40.8	60.0%
05/06/2022 07:00:00	43.0	24	28	60	38.6	78.6%
05/06/2022 08:00:00	37.9	69	81	50	35.5	58.0%
05/06/2022 09:00:00	39.5	136	160	55	36.3	65.6%
05/06/2022 10:00:00	37.7	259	305	50	35.6	52.5%
05/06/2022 11:00:00	38.2	230	270	50	35.7	59.3%
05/06/2022 12:00:00	37.2	252	296	50	35.0	59.1%
05/06/2022 13:00:00	37.7	224	264	50	35.3	59.1%
05/06/2022 14:00:00	36.8	217	255	50	34.5	62.4%
05/06/2022 15:00:00	37.1	242	285	50	35.0	56.1%
05/06/2022 16:00:00	34.9	235	276	50	34.1	55.4%
05/06/2022 17:00:00	36.7	201	236	50	34.7	53.8%
05/06/2022 18:00:00	38.6	139	164	50	35.8	60.4%
05/06/2022 19:00:00	37.7	95	112	55	36.1	48.2%
05/06/2022 20:00:00	39.8	75	88	50	36.4	69.3%
05/06/2022 21:00:00	40.0	35	41	55	36.3	73.2%
05/06/2022 22:00:00	40.0	23	27	50	36.4	81.5%
05/06/2022 23:00:00	39.2	14	17	50	38.0	58.8%
06/06/2022 00:00:00	40.0	3	3	40	35.8	100.0%
06/06/2022 01:00:00	30.0	1	1	30	0.0	0.0%
06/06/2022 02:00:00	35.0	4	5	40	33.5	100.0%
06/06/2022 03:00:00	45.0	1	1	45	42.5	100.0%
06/06/2022 04:00:00	40.0	2	2	40	37.5	50.0%
06/06/2022 05:00:00	45.0	10	12	60	40.5	83.3%
06/06/2022 06:00:00	43.3	29	34	50	37.5	76.5%
06/06/2022 07:00:00	40.6	78	92	55	37.3	76.1%
06/06/2022 08:00:00	35.3	228	268	50	34.6	47.0%
06/06/2022 09:00:00	37.0	223	262	50	34.8	61.5%
06/06/2022 10:00:00	34.7	198	233	50	34.0	52.4%
06/06/2022 11:00:00	35.8	255	300	45	34.4	53.7%
06/06/2022 12:00:00	35.6	235	276	45	34.4	52.5%
06/06/2022 13:00:00	37.4	213	251	45	35.0	59.4%
06/06/2022 14:00:00	36.3	263	309	50	34.7	53.7%
06/06/2022 15:00:00	35.9	293	345	50	34.6	49.9%
06/06/2022 16:00:00	36.4	281	331	50	34.6	58.0%
06/06/2022 17:00:00	35.2	301	354	50	34.4	49.7%
06/06/2022 18:00:00	36.8	209	246	60	34.7	61.0%
06/06/2022 19:00:00	38.8	123	145	55	36.3	59.3%
06/06/2022 20:00:00	39.2	94	110	50	35.8	70.0%
06/06/2022 21:00:00	37.9	58	68	55	35.9	54.4%
06/06/2022 22:00:00	41.7	27	32	55	36.4	84.4%
06/06/2022 23:00:00	38.0	17	20	45	36.4	45.0%
07/06/2022 00:00:00	40.0	8	10	50	38.1	80.0%
07/06/2022 01:00:00	35.0	3	3	35	32.5	66.7%

07/06/2022 02:00:00	40.0	1	1	40	37.5	100.0%
07/06/2022 03:00:00	40.0	3	3	40	34.2	100.0%
07/06/2022 04:00:00	30.0	2	2	30	0.0	0.0%
07/06/2022 05:00:00	43.3	16	19	55	39.2	63.2%
07/06/2022 06:00:00	43.3	22	26	55	38.2	80.8%
07/06/2022 07:00:00	39.5	101	119	55	36.4	70.6%
07/06/2022 08:00:00	36.1	217	255	45	34.8	47.5%
07/06/2022 09:00:00	35.9	216	254	50	34.6	51.6%
07/06/2022 10:00:00	37.0	252	297	60	35.2	53.5%
07/06/2022 11:00:00	36.2	228	268	50	34.6	53.4%
07/06/2022 12:00:00	36.8	253	298	50	35.1	52.0%
07/06/2022 13:00:00	35.6	232	273	50	34.6	49.8%
07/06/2022 14:00:00	35.0	230	270	55	34.3	53.0%
07/06/2022 15:00:00	35.0	276	325	50	34.2	50.8%
07/06/2022 16:00:00	35.1	333	392	55	34.4	47.7%
07/06/2022 17:00:00	35.2	332	391	45	34.3	52.9%
07/06/2022 18:00:00	37.5	246	290	60	35.2	59.3%
07/06/2022 19:00:00	38.9	134	158	55	35.8	68.4%
07/06/2022 20:00:00	37.6	116	136	55	34.9	64.7%
07/06/2022 21:00:00	39.5	70	82	50	36.5	63.4%
07/06/2022 22:00:00	38.3	49	58	50	35.6	62.1%
07/06/2022 23:00:00	41.7	14	17	50	37.9	70.6%
08/06/2022 00:00:00	35.0	8	10	45	35.5	50.0%
08/06/2022 01:00:00	42.5	5	6	45	38.5	83.3%
08/06/2022 02:00:00	0.0	0	0	0	0.0	0.0%
08/06/2022 03:00:00	40.0	4	5	45	37.5	100.0%
08/06/2022 04:00:00	40.0	3	3	40	37.5	33.3%
08/06/2022 05:00:00	50.0	9	11	60	43.0	100.0%
08/06/2022 06:00:00	40.0	24	28	50	36.4	67.9%
08/06/2022 07:00:00	38.1	84	99	55	35.8	57.6%
08/06/2022 08:00:00	36.7	199	234	50	35.0	53.0%
08/06/2022 09:00:00	36.2	234	275	55	34.9	49.5%
08/06/2022 10:00:00	37.1	178	210	50	34.8	60.0%
08/06/2022 11:00:00	37.4	218	257	50	34.8	66.5%
08/06/2022 12:00:00	37.0	235	277	50	34.9	59.2%
08/06/2022 13:00:00	37.1	201	237	45	34.8	59.5%
08/06/2022 14:00:00	37.0	235	276	50	34.6	61.6%
08/06/2022 15:00:00	35.7	303	356	50	34.5	50.8%
08/06/2022 16:00:00	35.8	291	342	50	34.7	47.7%
08/06/2022 17:00:00	35.0	340	400	50	34.2	51.3%
08/06/2022 18:00:00	37.1	198	233	50	35.2	52.4%
08/06/2022 19:00:00	38.9	123	145	60	35.8	70.3%
08/06/2022 20:00:00	38.7	101	119	50	36.0	62.2%
08/06/2022 21:00:00	36.7	56	66	50	35.5	48.5%
08/06/2022 22:00:00	44.2	36	42	55	39.2	71.4%
08/06/2022 23:00:00	42.0	27	32	55	37.5	78.1%
09/06/2022 00:00:00	41.7	13	15	45	38.9	46.7%
09/06/2022 01:00:00	52.5	6	7	55	45.0	57.1%
09/06/2022 02:00:00	42.5	3	4	45	38.8	100.0%
09/06/2022 03:00:00	35.0	3	3	35	32.5	100.0%

09/06/2022 04:00:00	30.0	1	1	30	0.0	0.0%
09/06/2022 05:00:00	42.5	8	9	45	36.8	77.8%
09/06/2022 06:00:00	43.8	30	35	55	38.8	74.3%
09/06/2022 07:00:00	39.8	89	105	55	36.5	72.4%
09/06/2022 08:00:00	36.5	196	230	45	34.6	54.8%
09/06/2022 09:00:00	35.3	250	294	45	34.3	48.0%
09/06/2022 10:00:00	35.8	252	297	50	34.7	50.2%
09/06/2022 11:00:00	36.6	241	284	45	34.6	57.0%
09/06/2022 12:00:00	36.5	241	284	50	34.8	53.9%
09/06/2022 13:00:00	37.1	241	284	50	34.8	61.6%
09/06/2022 14:00:00	35.1	234	275	50	34.2	54.5%
09/06/2022 15:00:00	36.5	298	351	50	34.8	53.8%
09/06/2022 16:00:00	35.6	328	386	50	34.5	50.5%
09/06/2022 17:00:00	34.9	356	419	50	34.5	47.7%
09/06/2022 18:00:00	37.3	271	319	50	35.1	56.1%
09/06/2022 19:00:00	38.3	133	156	55	35.6	64.1%
09/06/2022 20:00:00	38.8	81	95	75	36.3	63.2%
09/06/2022 21:00:00	38.7	69	81	45	35.7	60.5%
09/06/2022 22:00:00	38.3	31	37	60	36.3	70.3%
09/06/2022 23:00:00	38.8	21	25	70	36.4	76.0%
10/06/2022 00:00:00	40.0	8	9	45	36.5	55.6%
10/06/2022 01:00:00	45.0	6	7	50	39.5	71.4%
10/06/2022 02:00:00	35.0	3	3	35	32.5	66.7%
10/06/2022 03:00:00	35.0	2	2	35	32.5	50.0%
10/06/2022 04:00:00	30.0	2	2	30	0.0	0.0%
10/06/2022 05:00:00	38.3	8	10	45	36.1	70.0%
10/06/2022 06:00:00	43.6	27	32	50	38.8	71.9%
10/06/2022 07:00:00	42.2	90	106	55	37.6	76.4%
10/06/2022 08:00:00	37.1	164	193	45	34.8	58.0%
10/06/2022 09:00:00	36.9	230	270	55	34.8	58.9%
10/06/2022 10:00:00	35.9	264	311	55	34.8	50.2%
10/06/2022 11:00:00	35.1	301	354	50	34.5	49.4%
10/06/2022 12:00:00	36.0	328	386	45	34.4	55.2%
10/06/2022 13:00:00	35.9	337	396	50	34.4	56.1%
10/06/2022 14:00:00	37.6	302	355	60	35.2	60.6%
10/06/2022 15:00:00	35.4	413	486	45	34.3	51.9%
10/06/2022 16:00:00	36.6	380	447	50	34.7	54.1%
10/06/2022 17:00:00	35.6	420	494	50	34.7	48.6%
10/06/2022 18:00:00	37.8	314	369	50	35.3	59.3%
10/06/2022 19:00:00	37.7	170	200	55	35.4	58.0%
10/06/2022 20:00:00	39.4	122	143	50	36.3	63.6%
10/06/2022 21:00:00	39.6	58	68	55	35.6	79.4%
10/06/2022 22:00:00	38.9	55	65	55	36.4	55.4%
10/06/2022 23:00:00	40.0	30	35	50	36.8	57.1%
11/06/2022 00:00:00	43.3	17	20	50	38.2	70.0%
11/06/2022 01:00:00	40.0	5	6	45	36.3	66.7%
11/06/2022 02:00:00	50.0	3	4	55	45.0	100.0%
11/06/2022 03:00:00	47.5	3	4	50	47.5	50.0%
11/06/2022 04:00:00	40.0	3	3	40	35.0	66.7%
11/06/2022 05:00:00	45.0	5	6	60	40.0	100.0%

11/06/2022 06:00:00	38.8	17	20	45	35.3	90.0%
11/06/2022 07:00:00	42.5	41	48	50	38.0	68.8%
11/06/2022 08:00:00	38.6	82	97	50	35.9	59.8%
11/06/2022 09:00:00	37.9	150	177	50	35.1	66.7%
11/06/2022 10:00:00	37.6	259	305	50	35.2	56.7%
11/06/2022 11:00:00	36.0	300	353	50	34.6	52.4%
11/06/2022 12:00:00	37.2	286	337	50	35.0	57.9%
11/06/2022 13:00:00	37.0	332	391	55	35.0	57.3%
11/06/2022 14:00:00	36.6	297	349	55	34.7	55.9%
11/06/2022 15:00:00	36.6	289	340	55	34.7	55.6%
11/06/2022 16:00:00	36.2	290	341	50	34.6	53.1%
11/06/2022 17:00:00	36.7	272	320	50	34.6	60.3%
11/06/2022 18:00:00	38.1	187	220	55	35.2	66.4%
11/06/2022 19:00:00	39.4	109	128	55	36.7	61.7%
11/06/2022 20:00:00	38.4	98	115	50	35.6	64.3%
11/06/2022 21:00:00	40.0	58	68	50	36.8	69.1%
11/06/2022 22:00:00	36.0	66	78	55	36.2	38.5%
11/06/2022 23:00:00	34.4	37	44	45	34.2	47.7%
12/06/2022 00:00:00	40.0	14	17	45	35.2	76.5%
12/06/2022 01:00:00	42.5	8	10	55	38.0	100.0%
12/06/2022 02:00:00	35.0	2	2	35	32.5	100.0%
12/06/2022 03:00:00	43.3	7	8	45	38.8	100.0%
12/06/2022 04:00:00	42.5	5	6	45	39.5	83.3%
12/06/2022 05:00:00	52.5	7	8	55	41.8	87.5%
12/06/2022 06:00:00	40.0	9	11	45	36.1	100.0%
12/06/2022 07:00:00	45.0	15	18	55	39.8	61.1%
12/06/2022 08:00:00	41.0	63	74	60	37.2	68.9%
12/06/2022 09:00:00	38.4	116	136	55	35.7	64.7%
12/06/2022 10:00:00	39.0	238	280	50	35.9	63.9%
12/06/2022 11:00:00	35.9	285	335	50	34.3	54.9%
12/06/2022 12:00:00	36.3	330	388	50	34.7	54.9%
12/06/2022 13:00:00	37.7	271	319	55	35.3	59.9%
12/06/2022 14:00:00	36.9	252	296	50	34.5	63.9%
12/06/2022 15:00:00	36.4	268	315	50	34.4	60.3%
12/06/2022 16:00:00	36.2	275	323	50	34.8	49.5%
12/06/2022 17:00:00	35.5	229	269	50	34.1	60.6%
12/06/2022 18:00:00	38.4	156	183	50	35.7	63.9%
12/06/2022 19:00:00	39.4	115	135	55	36.7	68.1%
12/06/2022 20:00:00	39.2	66	78	55	36.0	73.1%
12/06/2022 21:00:00	39.2	58	68	60	37.0	54.4%
12/06/2022 22:00:00	37.0	27	32	50	35.8	46.9%
12/06/2022 23:00:00	43.8	14	16	55	39.3	68.8%
13/06/2022 00:00:00	50.0	3	3	50	40.8	100.0%
13/06/2022 01:00:00	40.0	3	4	45	36.3	100.0%
13/06/2022 02:00:00	55.0	3	3	55	42.5	100.0%
13/06/2022 03:00:00	45.0	2	2	45	40.0	100.0%
13/06/2022 04:00:00	35.0	3	3	35	32.5	33.3%
13/06/2022 05:00:00	50.0	8	9	60	39.4	88.9%
13/06/2022 06:00:00	45.0	28	33	50	37.9	72.7%
13/06/2022 07:00:00	41.2	90	106	55	37.0	81.1%

13/06/2022 08:00:00	37.3	194	228	50	35.2	54.4%
13/06/2022 09:00:00	35.7	248	292	50	34.6	51.0%
13/06/2022 10:00:00	36.8	241	283	50	34.8	59.4%
13/06/2022 11:00:00	36.3	260	306	60	34.7	53.9%
13/06/2022 12:00:00	36.9	258	304	50	34.9	56.3%
13/06/2022 13:00:00	36.5	257	302	50	34.6	55.3%
13/06/2022 14:00:00	35.5	254	299	50	34.3	54.2%
13/06/2022 15:00:00	34.6	328	386	50	34.0	49.0%
13/06/2022 16:00:00	36.5	298	351	55	34.8	54.7%
13/06/2022 17:00:00	35.6	297	349	50	34.5	49.9%
13/06/2022 18:00:00	37.4	197	232	50	35.1	58.6%
13/06/2022 19:00:00	36.8	134	158	50	34.7	61.4%
13/06/2022 20:00:00	38.9	98	115	55	36.5	56.5%
13/06/2022 21:00:00	38.5	71	84	55	36.2	54.8%
13/06/2022 22:00:00	35.0	30	35	50	34.9	54.3%
13/06/2022 23:00:00	46.7	11	13	50	40.4	92.3%
14/06/2022 00:00:00	40.0	8	10	45	40.8	30.0%
14/06/2022 01:00:00	43.3	3	4	45	40.0	100.0%
14/06/2022 02:00:00	37.5	4	5	40	35.0	80.0%
14/06/2022 03:00:00	35.0	5	6	45	35.8	50.0%
14/06/2022 04:00:00	50.0	3	3	50	47.5	33.3%
14/06/2022 05:00:00	42.5	6	7	45	36.7	85.7%
14/06/2022 06:00:00	42.0	21	25	50	37.2	64.0%
14/06/2022 07:00:00	39.2	99	117	50	36.5	66.7%
14/06/2022 08:00:00	35.9	206	242	50	34.8	46.3%
14/06/2022 09:00:00	35.6	250	294	50	34.6	49.7%
14/06/2022 10:00:00	35.2	217	255	45	34.3	51.4%
14/06/2022 11:00:00	37.1	267	314	50	35.1	56.4%
14/06/2022 12:00:00	35.8	243	286	50	34.6	49.7%
14/06/2022 13:00:00	35.8	235	277	55	34.5	53.4%
14/06/2022 14:00:00	36.6	207	244	50	34.6	57.8%
14/06/2022 15:00:00	35.9	278	327	45	34.5	53.2%
14/06/2022 16:00:00	34.1	298	350	55	34.0	39.1%
14/06/2022 17:00:00	34.9	382	450	55	34.2	50.9%
14/06/2022 18:00:00	37.5	235	276	50	35.0	60.5%
14/06/2022 19:00:00	37.7	130	153	60	35.3	60.8%
14/06/2022 20:00:00	39.5	122	144	55	36.2	66.0%
14/06/2022 21:00:00	39.6	75	88	65	36.3	73.9%
14/06/2022 22:00:00	38.9	54	63	55	36.8	54.0%
14/06/2022 23:00:00	42.0	29	34	65	37.5	85.3%
15/06/2022 00:00:00	43.3	6	7	45	38.5	71.4%
15/06/2022 01:00:00	50.0	3	3	50	42.5	100.0%
15/06/2022 02:00:00	40.0	1	1	40	37.5	100.0%
15/06/2022 03:00:00	40.0	3	4	45	36.3	100.0%
15/06/2022 04:00:00	30.0	2	2	30	0.0	0.0%
15/06/2022 05:00:00	43.8	10	12	65	39.8	91.7%
15/06/2022 06:00:00	42.9	25	29	50	38.2	72.4%
15/06/2022 07:00:00	41.7	99	116	60	37.3	74.1%
15/06/2022 08:00:00	37.2	210	247	50	35.2	57.1%
15/06/2022 09:00:00	36.6	219	258	50	34.8	54.3%

15/06/2022 10:00:00	36.7	247	291	50	34.7	57.4%
15/06/2022 11:00:00	36.3	297	349	45	34.5	56.7%
15/06/2022 12:00:00	35.1	246	289	50	34.1	54.7%
15/06/2022 13:00:00	32.9	303	356	45	34.3	24.7%
15/06/2022 14:00:00	34.7	247	291	50	34.6	40.2%
15/06/2022 15:00:00	35.6	292	343	50	34.4	51.3%
15/06/2022 16:00:00	35.5	326	383	50	34.5	51.2%
15/06/2022 17:00:00	36.2	322	379	55	34.8	51.2%
15/06/2022 18:00:00	38.8	192	226	50	35.9	62.4%
15/06/2022 19:00:00	36.9	138	162	50	35.0	52.5%
15/06/2022 20:00:00	39.0	124	146	60	36.4	59.6%
15/06/2022 21:00:00	40.0	81	95	50	36.3	72.6%
15/06/2022 22:00:00	37.7	68	80	55	36.2	48.8%
15/06/2022 23:00:00	38.3	20	23	45	35.4	60.9%
16/06/2022 00:00:00	37.5	5	6	40	35.0	66.7%
16/06/2022 01:00:00	50.0	1	1	50	47.5	100.0%
16/06/2022 02:00:00	35.0	1	1	35	32.5	100.0%
16/06/2022 03:00:00	35.0	1	1	35	32.5	100.0%
16/06/2022 04:00:00	60.0	3	3	60	47.5	66.7%
16/06/2022 05:00:00	40.0	8	9	45	36.1	77.8%
16/06/2022 06:00:00	44.0	24	28	50	38.0	78.6%
16/06/2022 07:00:00	39.8	99	117	55	37.0	64.1%
16/06/2022 08:00:00	37.2	218	257	45	35.1	54.9%
16/06/2022 09:00:00	36.0	261	307	50	34.7	47.9%
16/06/2022 10:00:00	36.7	230	270	50	34.7	57.8%
16/06/2022 11:00:00	36.5	279	328	50	34.8	52.7%
16/06/2022 12:00:00	36.2	246	290	50	34.7	52.8%
16/06/2022 13:00:00	36.6	252	297	50	34.7	60.6%
16/06/2022 14:00:00	36.5	279	328	50	34.4	62.2%
16/06/2022 15:00:00	35.0	305	359	45	34.3	50.4%
16/06/2022 16:00:00	35.4	348	409	50	34.5	53.1%
16/06/2022 17:00:00	35.1	344	405	55	34.7	47.4%
16/06/2022 18:00:00	37.5	252	296	50	35.1	58.4%
16/06/2022 19:00:00	36.9	171	201	55	34.9	60.7%
16/06/2022 20:00:00	38.3	101	119	60	35.7	62.2%
16/06/2022 21:00:00	36.9	97	114	55	35.2	56.1%
16/06/2022 22:00:00	42.1	41	48	55	37.3	66.7%
16/06/2022 23:00:00	41.7	20	24	55	38.2	62.5%
17/06/2022 00:00:00	39.2	8	9	40	36.3	88.9%
17/06/2022 01:00:00	50.0	7	8	65	44.6	87.5%
17/06/2022 02:00:00	42.5	4	5	45	39.5	100.0%
17/06/2022 03:00:00	40.0	3	3	40	34.2	100.0%
17/06/2022 04:00:00	30.0	3	4	45	42.5	25.0%
17/06/2022 05:00:00	40.0	11	13	55	37.5	92.3%
17/06/2022 06:00:00	42.5	27	32	50	38.2	65.6%
17/06/2022 07:00:00	41.0	76	89	60	37.3	74.2%
17/06/2022 08:00:00	37.0	190	224	50	35.1	54.5%
17/06/2022 09:00:00	35.0	269	316	55	34.5	49.1%
17/06/2022 10:00:00	37.3	280	329	50	34.9	59.3%
17/06/2022 11:00:00	36.4	324	381	50	34.6	57.0%

17/06/2022 12:00:00	36.8	311	366	50	34.9	55.7%
17/06/2022 13:00:00	35.7	408	480	50	34.2	58.1%
17/06/2022 14:00:00	35.1	349	411	50	34.3	51.3%
17/06/2022 15:00:00	36.6	366	431	55	34.6	58.9%
17/06/2022 16:00:00	37.0	398	468	45	34.8	59.4%
17/06/2022 17:00:00	36.6	383	451	65	34.7	56.8%
17/06/2022 18:00:00	38.7	284	334	55	35.7	66.8%
17/06/2022 19:00:00	38.7	196	231	55	35.9	65.8%
17/06/2022 20:00:00	39.0	141	166	50	35.6	72.3%
17/06/2022 21:00:00	39.6	76	90	55	36.2	67.8%
17/06/2022 22:00:00	38.3	43	51	50	36.1	56.9%
17/06/2022 23:00:00	37.1	38	45	45	34.9	60.0%
18/06/2022 00:00:00	39.2	25	29	50	35.8	69.0%
18/06/2022 01:00:00	43.0	18	21	50	38.2	71.4%
18/06/2022 02:00:00	35.0	3	4	40	35.0	50.0%
18/06/2022 03:00:00	47.5	4	5	50	42.5	60.0%
18/06/2022 04:00:00	45.0	3	3	45	37.5	100.0%
18/06/2022 05:00:00	45.0	8	10	55	41.3	80.0%
18/06/2022 06:00:00	50.0	18	21	65	40.9	90.5%
18/06/2022 07:00:00	40.7	44	52	55	37.4	67.3%
18/06/2022 08:00:00	38.3	89	105	50	35.4	64.8%
18/06/2022 09:00:00	37.9	153	180	50	35.3	60.6%
18/06/2022 10:00:00	37.1	273	321	55	35.0	59.2%
18/06/2022 11:00:00	37.2	320	377	50	35.2	54.1%
18/06/2022 12:00:00	36.9	362	426	70	34.9	58.2%
18/06/2022 13:00:00	36.6	323	380	50	34.8	52.9%
18/06/2022 14:00:00	37.7	262	308	55	35.2	62.7%
18/06/2022 15:00:00	36.0	276	325	50	34.6	52.3%
18/06/2022 16:00:00	36.7	269	316	50	35.0	52.5%
18/06/2022 17:00:00	36.8	237	279	50	35.0	53.0%
18/06/2022 18:00:00	38.4	162	191	55	35.6	66.5%
18/06/2022 19:00:00	38.3	122	144	50	35.5	66.7%
18/06/2022 20:00:00	40.0	88	103	70	37.0	68.9%
18/06/2022 21:00:00	38.6	60	71	55	35.8	67.6%
18/06/2022 22:00:00	39.5	39	46	55	36.4	76.1%
18/06/2022 23:00:00	37.5	26	31	55	36.3	51.6%
19/06/2022 00:00:00	38.8	16	19	50	35.9	84.2%
19/06/2022 01:00:00	40.0	15	18	45	36.4	50.0%
19/06/2022 02:00:00	37.5	3	4	40	37.5	50.0%
19/06/2022 03:00:00	43.3	4	5	45	38.5	100.0%
19/06/2022 04:00:00	40.0	2	2	40	37.5	50.0%
19/06/2022 05:00:00	50.0	3	3	50	40.8	100.0%
19/06/2022 06:00:00	42.5	9	11	55	39.6	63.6%
19/06/2022 07:00:00	44.2	23	27	55	40.0	66.7%
19/06/2022 08:00:00	38.9	69	81	55	36.1	64.2%
19/06/2022 09:00:00	38.2	138	162	55	35.5	61.1%
19/06/2022 10:00:00	37.0	251	295	50	34.9	57.3%
19/06/2022 11:00:00	35.7	335	394	50	34.7	49.7%
19/06/2022 12:00:00	36.8	366	430	50	34.8	55.1%
19/06/2022 13:00:00	37.2	290	341	50	34.8	62.8%

19/06/2022 14:00:00	35.9	287	338	50	34.4	55.6%
19/06/2022 15:00:00	35.7	270	318	55	34.3	56.9%
19/06/2022 16:00:00	34.8	273	321	50	34.0	53.0%
19/06/2022 17:00:00	36.8	251	295	65	34.7	61.7%
19/06/2022 18:00:00	37.8	174	205	50	35.2	59.5%
19/06/2022 19:00:00	37.6	107	126	50	35.0	65.1%
19/06/2022 20:00:00	38.7	81	95	55	35.4	71.6%
19/06/2022 21:00:00	41.8	57	67	50	36.4	79.1%
19/06/2022 22:00:00	40.5	52	61	45	36.8	59.0%
19/06/2022 23:00:00	40.0	16	19	65	37.8	78.9%
20/06/2022 00:00:00	46.7	10	12	50	40.8	75.0%
20/06/2022 01:00:00	40.0	3	4	45	37.5	100.0%
20/06/2022 02:00:00	35.0	1	1	35	32.5	100.0%
20/06/2022 03:00:00	60.0	2	2	60	45.0	100.0%
20/06/2022 04:00:00	40.0	4	5	45	37.5	60.0%
20/06/2022 05:00:00	42.5	7	8	45	38.3	75.0%
20/06/2022 06:00:00	46.0	26	30	50	38.5	86.7%
20/06/2022 07:00:00	39.3	88	104	50	36.2	73.1%
20/06/2022 08:00:00	35.9	212	249	50	34.9	49.0%
20/06/2022 09:00:00	36.6	249	293	50	34.9	54.3%
20/06/2022 10:00:00	37.4	256	301	50	35.0	59.8%
20/06/2022 11:00:00	35.9	295	347	50	34.5	57.1%
20/06/2022 12:00:00	36.7	281	331	50	34.6	59.2%
20/06/2022 13:00:00	37.1	269	316	55	34.9	61.1%
20/06/2022 14:00:00	38.0	274	322	55	35.5	58.4%
20/06/2022 15:00:00	35.3	341	401	50	34.2	51.6%
20/06/2022 16:00:00	36.8	320	376	55	34.8	56.9%
20/06/2022 17:00:00	37.2	290	341	50	34.8	60.4%
20/06/2022 18:00:00	36.8	221	260	45	34.6	59.6%
20/06/2022 19:00:00	38.0	110	130	50	35.5	63.8%
20/06/2022 20:00:00	37.8	86	101	55	35.3	66.3%
20/06/2022 21:00:00	36.5	65	76	45	34.7	53.9%
20/06/2022 22:00:00	41.4	46	54	55	36.9	63.0%
20/06/2022 23:00:00	42.5	19	22	50	37.9	54.5%
21/06/2022 00:00:00	45.0	6	7	50	40.0	85.7%
21/06/2022 01:00:00	50.0	2	2	50	40.0	100.0%
21/06/2022 02:00:00	40.0	2	2	40	37.5	100.0%
21/06/2022 03:00:00	40.0	3	3	40	34.2	100.0%
21/06/2022 04:00:00	40.0	3	3	40	35.8	100.0%
21/06/2022 05:00:00	35.0	7	8	45	34.2	75.0%
21/06/2022 06:00:00	43.0	33	39	55	37.8	82.1%
21/06/2022 07:00:00	39.2	111	131	55	36.4	64.9%
21/06/2022 08:00:00	37.4	195	229	45	35.2	54.6%
21/06/2022 09:00:00	37.2	236	278	50	34.8	61.5%
21/06/2022 10:00:00	35.9	252	297	50	34.4	53.5%
21/06/2022 11:00:00	36.9	250	294	50	34.7	59.2%
21/06/2022 12:00:00	36.7	284	334	55	34.7	59.6%
21/06/2022 13:00:00	35.4	243	286	50	34.2	57.0%
21/06/2022 14:00:00	36.7	251	295	50	34.7	55.3%
21/06/2022 15:00:00	34.8	292	344	45	33.9	53.2%

21/06/2022 16:00:00	34.8	319	375	55	34.0	49.3%
21/06/2022 17:00:00	30.6	306	360	45	33.9	16.4%
21/06/2022 18:00:00	34.0	268	315	55	34.9	30.5%
21/06/2022 19:00:00	38.2	120	141	50	35.8	57.4%
21/06/2022 20:00:00	38.1	120	141	50	35.6	58.2%
21/06/2022 21:00:00	39.6	60	70	50	35.8	72.9%
21/06/2022 22:00:00	37.5	55	65	60	36.0	55.4%
21/06/2022 23:00:00	40.0	20	24	45	37.1	54.2%
22/06/2022 00:00:00	45.0	5	6	50	41.5	83.3%
22/06/2022 01:00:00	45.0	5	6	50	40.0	66.7%
22/06/2022 02:00:00	35.0	1	1	35	32.5	100.0%
22/06/2022 03:00:00	35.0	2	2	35	32.5	50.0%
22/06/2022 04:00:00	41.7	8	10	45	39.2	60.0%
22/06/2022 05:00:00	42.5	7	8	45	37.5	75.0%
22/06/2022 06:00:00	45.0	26	30	60	39.3	73.3%
22/06/2022 07:00:00	39.0	100	118	55	36.3	66.1%
22/06/2022 08:00:00	37.2	211	248	45	35.0	56.0%
22/06/2022 09:00:00	37.7	220	259	50	35.4	57.1%
22/06/2022 10:00:00	37.3	231	272	45	34.8	62.1%
22/06/2022 11:00:00	36.7	307	361	55	34.7	57.9%
22/06/2022 12:00:00	34.9	290	341	50	34.1	53.4%
22/06/2022 13:00:00	36.7	56	66	50	34.8	56.1%

Day/Time Ending	85th pctl (mph)	85th pctl cnts	Total Cnts	Max Speed	Avg Speeder	% Speeders
16/03/2022 00:00:00	36.7	849	999	60	34.9	56.1%
17/03/2022 00:00:00	36.2	2870	3376	60	34.7	54.2%
18/03/2022 00:00:00	37.0	3137	3691	75	35.0	57.7%
19/03/2022 00:00:00	37.1	3654	4299	60	34.9	58.8%
20/03/2022 00:00:00	37.3	3030	3565	65	35.0	59.9%
21/03/2022 00:00:00	37.4	2592	3050	60	35.1	58.9%
22/03/2022 00:00:00	37.1	3091	3636	60	35.0	57.8%
23/03/2022 00:00:00	36.8	3043	3580	60	34.9	57.0%
24/03/2022 00:00:00	36.6	3251	3825	60	34.7	57.3%
25/03/2022 00:00:00	36.8	3394	3993	60	34.9	55.2%
26/03/2022 00:00:00	37.0	3782	4449	65	34.9	57.6%
27/03/2022 00:00:00	37.1	3308	3892	60	35.1	56.4%
28/03/2022 00:00:00	37.5	2765	3253	60	35.2	59.3%
29/03/2022 00:00:00	36.4	2882	3391	55	34.8	55.0%
30/03/2022 00:00:00	36.1	2989	3517	55	34.7	53.0%
31/03/2022 00:00:00	36.5	2695	3171	65	34.8	55.5%
01/04/2022 00:00:00	37.0	1840	2165	55	34.9	57.4%
02/04/2022 00:00:00	37.4	2251	2648	60	35.1	58.0%
03/04/2022 00:00:00	37.1	2311	2719	60	35.0	57.2%
04/04/2022 00:00:00	37.5	2442	2873	65	35.1	60.3%
05/04/2022 00:00:00	36.9	3108	3656	55	34.9	56.9%
06/04/2022 00:00:00	36.5	3025	3559	55	34.8	55.4%
07/04/2022 00:00:00	37.2	2592	3049	55	35.0	58.1%
08/04/2022 00:00:00	36.9	2713	3192	60	35.0	54.9%
09/04/2022 00:00:00	36.8	3693	4345	60	34.9	55.9%
10/04/2022 00:00:00	37.0	2879	3387	60	35.0	56.9%
11/04/2022 00:00:00	37.2	2627	3091	60	35.0	57.9%
12/04/2022 00:00:00	36.9	3303	3886	60	34.9	56.3%
13/04/2022 00:00:00	36.7	2941	3460	60	34.9	54.2%
14/04/2022 00:00:00	36.9	3390	3988	60	35.1	54.5%
15/04/2022 00:00:00	37.1	3698	4350	65	35.0	56.7%
16/04/2022 00:00:00	37.4	3987	4691	60	35.1	59.6%
17/04/2022 00:00:00	36.6	3507	4126	65	34.9	53.8%
18/04/2022 00:00:00	37.6	3106	3654	70	35.2	60.6%
19/04/2022 00:00:00	37.1	2966	3490	60	34.9	59.2%
20/04/2022 00:00:00	36.6	3285	3865	65	34.8	55.5%
21/04/2022 00:00:00	37.1	3425	4029	60	35.0	56.7%
22/04/2022 00:00:00	36.7	3458	4068	70	34.9	55.1%
23/04/2022 00:00:00	36.9	3985	4688	65	34.9	58.0%
24/04/2022 00:00:00	36.9	3059	3599	60	34.9	56.3%
25/04/2022 00:00:00	37.9	2625	3088	65	35.3	61.8%
26/04/2022 00:00:00	36.3	3222	3791	70	34.8	53.8%
27/04/2022 00:00:00	36.1	3199	3764	60	34.7	53.4%
28/04/2022 00:00:00	36.1	3191	3754	70	34.7	52.1%
29/04/2022 00:00:00	36.1	3340	3929	60	34.8	52.6%
30/04/2022 00:00:00	36.6	4156	4890	60	34.8	55.6%
01/05/2022 00:00:00	36.7	3603	4239	60	34.9	55.5%
02/05/2022 00:00:00	36.3	2813	3309	55	34.7	52.7%
03/05/2022 00:00:00	35.8	3300	3882	60	34.6	52.9%

04/05/2022 00:00:00	35.4	3173	3733	55	34.7	48.2%
05/05/2022 00:00:00	36.3	3152	3708	55	34.8	53.1%
06/05/2022 00:00:00	36.4	3400	4000	60	34.8	54.9%
07/05/2022 00:00:00	36.6	3771	4436	60	34.8	56.0%
08/05/2022 00:00:00	37.1	3176	3736	60	35.1	56.1%
09/05/2022 00:00:00	37.2	2831	3331	60	35.0	57.6%
10/05/2022 00:00:00	36.6	3307	3891	70	34.9	54.0%
11/05/2022 00:00:00	37.0	3329	3917	60	35.0	56.8%
12/05/2022 00:00:00	36.5	3334	3922	60	34.9	54.4%
13/05/2022 00:00:00	36.2	3516	4137	60	34.8	52.8%
14/05/2022 00:00:00	36.9	3947	4643	60	35.0	55.7%
15/05/2022 00:00:00	37.4	3369	3964	65	35.1	58.1%
16/05/2022 00:00:00	37.2	2807	3302	55	35.1	56.3%
17/05/2022 00:00:00	36.8	3122	3673	65	34.8	56.1%
18/05/2022 00:00:00	36.7	3494	4110	60	34.9	54.8%
19/05/2022 00:00:00	36.3	3581	4213	60	34.7	54.8%
20/05/2022 00:00:00	36.6	3578	4210	60	34.9	54.7%
21/05/2022 00:00:00	36.7	4021	4731	55	34.9	54.7%
22/05/2022 00:00:00	37.3	3170	3729	60	35.1	58.0%
23/05/2022 00:00:00	37.4	2671	3142	60	35.2	58.2%
24/05/2022 00:00:00	36.2	3284	3864	55	34.7	53.3%
25/05/2022 00:00:00	36.8	3303	3886	65	34.9	56.2%
26/05/2022 00:00:00	36.6	3350	3941	55	34.9	54.4%
27/05/2022 00:00:00	36.8	3095	3641	55	34.9	55.0%
28/05/2022 00:00:00	36.7	4426	5207	55	34.8	55.3%
29/05/2022 00:00:00	37.8	3366	3960	70	35.4	58.8%
30/05/2022 00:00:00	37.7	2747	3232	60	35.3	59.5%
31/05/2022 00:00:00	37.1	3222	3791	60	35.1	56.2%
01/06/2022 00:00:00	37.0	3270	3847	55	35.0	56.3%
02/06/2022 00:00:00	36.5	3624	4264	60	35.0	51.4%
03/06/2022 00:00:00	37.3	3754	4417	85	35.1	58.8%
04/06/2022 00:00:00	37.4	3503	4121	60	35.1	58.2%
05/06/2022 00:00:00	37.1	3189	3752	65	35.0	58.0%
06/06/2022 00:00:00	37.8	2499	2940	60	35.4	58.9%
07/06/2022 00:00:00	36.8	3151	3707	60	34.9	56.0%
08/06/2022 00:00:00	36.7	3355	3947	60	34.9	54.3%
09/06/2022 00:00:00	37.1	3118	3668	60	35.1	56.5%
10/06/2022 00:00:00	36.8	3392	3990	75	34.9	55.1%
11/06/2022 00:00:00	37.0	4041	4754	60	35.0	55.8%
12/06/2022 00:00:00	37.4	3205	3771	60	35.1	58.1%
13/06/2022 00:00:00	37.6	2816	3313	60	35.2	60.2%
14/06/2022 00:00:00	36.8	3321	3907	60	34.9	55.5%
15/06/2022 00:00:00	36.7	3375	3971	65	34.9	53.8%
16/06/2022 00:00:00	36.6	3477	4091	65	35.0	52.3%
17/06/2022 00:00:00	36.7	3588	4221	60	34.9	55.5%
18/06/2022 00:00:00	37.2	4213	4957	65	35.0	58.9%
19/06/2022 00:00:00	37.6	3177	3738	70	35.3	58.6%
20/06/2022 00:00:00	37.1	3086	3630	65	35.0	58.3%
21/06/2022 00:00:00	37.1	3469	4081	60	35.0	58.3%
22/06/2022 00:00:00	36.3	3436	4042	60	34.8	51.4%

22/06/2022 12:59:59

37.3

1464

1722

60

35.0

58.2%

	2022-03-14	to	2022-03-20							
	Monday	Tuesday	Wednesday	Thursday	Friday	Saturday	Sunday	Week	Weekend	Week Day 85%
Hour	2022-03-14	2022-03-15	2022-03-16	2022-03-17	2022-03-18	2022-03-19	2022-03-20	Day Avg	Avg	Avg Speed
0 - 1	*	*	7	2	11	12	19	6.67	15.5	44.43
1 - 2	*	*	1	3	2	8	3	2	5.5	40
2 - 3	*	*	1	0	1	3	6	0.67	4.5	28.33
3 - 4	*	*	1	3	2	1	5	2	3	41.67
4 - 5	*	*	5	2	2	0	3	3	1.5	46.67
5 - 6	*	*	10	5	7	5	1	7.33	3	42.5
6 - 7	*	*	31	28	38	21	16	32.33	18.5	42.6
7 - 8	*	*	100	108	87	43	22	98.33	32.5	39.47
8 - 9	*	*	202	203	225	93	50	210	71.5	37.23
9 - 10	*	*	288	274	271	200	121	277.67	160.5	37
10 - 11	*	*	256	261	318	299	245	278.33	272	36.6
11 - 12	*	*	251	289	324	338	277	288	307.5	36.1
12 - 13	*	*	248	338	367	398	347	317.67	372.5	35.83
13 - 14	*	*	269	261	370	361	393	300	377	36.73
14 - 15	*	*	236	271	339	346	341	282	343.5	35.73
15 - 16	*	*	300	316	385	334	292	333.67	313	35.57
16 - 17	*	95	323	354	405	316	272	294.25	294	35.7
17 - 18	*	303	313	383	422	285	223	355.25	254	35.42
18 - 19	*	251	214	237	282	172	151	246	161.5	36.85
19 - 20	*	134	118	145	166	136	99	140.75	117.5	37.6
20 - 21	*	91	68	78	112	78	74	87.25	76	38.1
21 - 22	*	56	65	62	71	48	47	63.5	47.5	39.15
22 - 23	*	48	51	50	58	38	27	51.75	32.5	39.55
23 - 24	*	21	18	18	34	30	16	22.75	23	38.67
Totals	0	999	3376	3691	4299	3565	3050			
% of Total	0%	5.26%	17.79%	19.45%	22.65%	18.78%	16.07%			

	2022-03-21	to	2022-03-27							
	Monday	Tuesday	Wednesday	Thursday	Friday	Saturday	Sunday	Week	Weekend	Week Day 85%
Hour	2022-03-21	2022-03-22	2022-03-23	2022-03-24	2022-03-25	2022-03-26	2022-03-27	Day Avg	Avg	Avg Speed
0 - 1	8	6	4	11	7	17	22	7.2	19.5	37.76
1 - 2	7	4	3	6	5	3	10	5	6.5	43
2 - 3	1	0	0	4	2	1	4	1.4	2.5	23
3 - 4	3	5	1	4	1	3	4	2.8	3.5	37
4 - 5	2	1	2	1	3	4	2	1.8	3	39
5 - 6	13	9	7	11	7	6	6	9.4	6	41.16
6 - 7	33	28	31	31	29	18	26	30.4	22	41.36
7 - 8	109	104	89	115	83	44	70	100	57	40.78
8 - 9	186	215	221	215	201	87	115	207.6	101	37.92
9 - 10	290	281	294	294	304	230	230	292.6	230	36.64
10 - 11	228	262	284	311	318	363	317	280.6	340	36.62
11 - 12	310	295	350	343	351	393	365	329.8	379	36.66
12 - 13	308	310	313	338	357	401	311	325.2	356	36
13 - 14	270	274	322	306	388	370	313	312	341.5	36.38
14 - 15	255	254	285	309	346	334	288	289.8	311	36.42
15 - 16	350	270	291	352	386	354	297	329.8	325.5	35.48
16 - 17	315	293	336	322	443	326	277	341.8	301.5	35.66
17 - 18	346	357	349	414	465	310	208	386.2	259	35.46
18 - 19	260	275	291	245	327	206	133	279.6	169.5	37.16
19 - 20	145	132	138	134	178	164	98	145.4	131	38.04
20 - 21	89	94	80	97	101	99	65	92.2	82	37.92
21 - 22	59	57	72	82	63	68	69	66.6	68.5	39.46
22 - 23	33	43	42	32	45	53	17	39	35	39.68
23 - 24	16	11	20	16	39	38	6	20.4	22	40.68
Totals	3636	3580	3825	3993	4449	3892	3253			
% of Total	13.65%	13.44%	14.36%	15%	16.71%	14.62%	12.22%			

	2022-03-28	to	2022-04-03							
	Monday	Tuesday	Wednesday	Thursday	Friday	Saturday	Sunday	Week	Weekend	Week Day 85%
Hour	2022-03-28	2022-03-29	2022-03-30	2022-03-31	2022-04-01	2022-04-02	2022-04-03	Day Avg	Avg	Avg Speed
0 - 1	3	4	2	2	3	5	13	2.8	9	41
1 - 2	3	1	1	1	2	3	12	1.6	7.5	35
2 - 3	2	2	2	2	5	1	3	2.6	2	38
3 - 4	2	2	2	0	1	4	1	1.4	2.5	35
4 - 5	12	13	11	9	11	7	3	11.2	5	40
5 - 6	25	31	29	23	27	15	6	27	10.5	40.04
6 - 7	91	100	73	63	72	37	22	79.8	29.5	39.7
7 - 8	170	196	209	174	171	73	47	184	60	35.92
8 - 9	280	254	247	218	231	162	104	246	133	35.86
9 - 10	252	258	235	203	265	276	199	242.6	237.5	36.12
10 - 11	251	265	247	131	152	175	278	209.2	226.5	35.62
11 - 12	280	265	256	0	0	0	291	160.2	145.5	21.36
12 - 13	245	246	221	0	0	121	330	142.4	225.5	21.54
13 - 14	264	260	217	0	0	356	265	148.2	310.5	21.08
14 - 15	317	286	277	132	191	325	299	240.6	312	35
15 - 16	318	337	276	308	410	335	261	329.8	298	35.4
16 - 17	308	373	333	319	401	280	261	346.8	270.5	36.16
17 - 18	235	262	207	243	276	201	176	244.6	188.5	37.62
18 - 19	126	143	127	142	161	122	118	139.8	120	37.94
19 - 20	91	112	81	71	109	73	98	92.8	85.5	38.6
20 - 21	53	50	59	57	63	49	47	56.4	48	38.56
21 - 22	44	30	28	38	47	47	29	37.4	38	39.68
22 - 23	14	21	23	18	35	28	4	22.2	16	43.48
23 - 24	5	6	8	11	15	24	6	9	15	43
Totals	3391	3517	3171	2165	2648	2719	2873			
% of Total	16.55%	17.17%	15.48%	10.57%	12.93%	13.27%	14.03%			

	2022-04-04	to	2022-04-10							
	Monday	Tuesday	Wednesday	Thursday	Friday	Saturday	Sunday	Week	Weekend	Week Day 85%
Hour	2022-04-04	2022-04-05	2022-04-06	2022-04-07	2022-04-08	2022-04-09	2022-04-10	Day Avg	Avg	Avg Speed
0 - 1	4	3	5	0	4	11	5	3.2	8	35.5
1 - 2	1	1	3	0	0	3	2	1	2.5	20
2 - 3	1	0	4	0	0	2	2	1	2	15.66
3 - 4	6	2	5	1	2	1	1	3.2	1	46.5
4 - 5	10	10	3	8	9	8	3	8	5.5	39.5
5 - 6	26	24	32	27	33	16	15	28.4	15.5	40.24
6 - 7	97	93	115	109	84	29	21	99.6	25	39.92
7 - 8	232	212	221	171	182	106	66	203.6	86	37.24
8 - 9	256	243	264	260	279	173	132	260.4	152.5	36.12
9 - 10	233	290	253	279	320	332	274	275	303	36.42
10 - 11	279	303	308	261	304	337	276	291	306.5	36.32
11 - 12	279	276	0	225	383	337	358	232.6	347.5	28.44
12 - 13	269	255	0	0	354	132	305	175.6	218.5	21.78
13 - 14	300	265	161	267	340	362	341	266.6	351.5	36.84
14 - 15	364	317	332	322	366	346	263	340.2	304.5	35.2
15 - 16	359	343	317	271	479	298	331	353.8	314.5	36.04
16 - 17	331	354	387	342	432	280	225	369.2	252.5	36.48
17 - 18	268	251	252	271	300	222	183	268.4	202.5	37.36
18 - 19	128	128	158	128	183	145	117	145	131	37.92
19 - 20	100	78	97	104	105	96	76	96.8	86	38.4
20 - 21	65	46	58	75	78	48	46	64.4	47	38.12
21 - 22	25	43	44	35	66	48	27	42.6	37.5	40.14
22 - 23	20	15	21	23	26	37	15	21	26	39.04
23 - 24	3	7	9	13	16	18	7	9.6	12.5	43.76
Totals	3656	3559	3049	3192	4345	3387	3091			
% of Total	15.06%	14.66%	12.56%	13.15%	17.9%	13.95%	12.73%			

	2022-04-11	to	2022-04-17							
	Monday	Tuesday	Wednesday	Thursday	Friday	Saturday	Sunday	Week	Weekend	Week Day 85%
Hour	2022-04-11	2022-04-12	2022-04-13	2022-04-14	2022-04-15	2022-04-16	2022-04-17	Day Avg	Avg	Avg Speed
0 - 1	3	7	6	3	8	2	6	5.4	4	45
1 - 2	5	1	2	4	5	3	2	3.4	2.5	44
2 - 3	1	1	3	2	9	3	1	3.2	2	43
3 - 4	2	1	4	0	6	2	1	2.6	1.5	30
4 - 5	9	5	5	8	11	2	1	7.6	1.5	45
5 - 6	32	32	25	25	15	15	6	25.8	10.5	42.34
6 - 7	98	102	94	94	41	42	17	85.8	29.5	42.04
7 - 8	193	178	177	175	115	91	69	167.6	80	38.08
8 - 9	208	216	267	224	242	220	175	231.4	197.5	37.44
9 - 10	298	248	304	328	388	377	317	313.2	347	36.96
10 - 11	301	296	378	340	485	427	384	360	405.5	36
11 - 12	362	298	346	390	532	410	483	385.6	446.5	35.68
12 - 13	320	254	270	323	528	452	407	339	429.5	36.34
13 - 14	349	277	297	359	455	368	372	347.4	370	36.06
14 - 15	387	296	332	363	425	384	288	360.6	336	35.92
15 - 16	373	279	367	382	444	368	327	369	347.5	35.34
16 - 17	365	334	431	467	366	335	283	392.6	309	36
17 - 18	233	236	239	340	227	214	180	255	197	37.76
18 - 19	142	164	161	228	147	160	137	168.4	148.5	38.42
19 - 20	96	99	99	126	99	87	83	103.8	85	38.4
20 - 21	50	70	92	82	55	62	50	69.8	56	38.62
21 - 22	38	44	68	52	48	57	41	50	49	39.28
22 - 23	15	17	12	27	26	26	17	19.4	21.5	40.34
23 - 24	6	5	9	8	14	19	7	8.4	13	39.5
Totals	3886	3460	3988	4350	4691	4126	3654			
% of Total	13.8%	12.29%	14.16%	15.45%	16.66%	14.65%	12.98%			

	2022-04-18	to	2022-04-24							
	Monday	Tuesday	Wednesday	Thursday	Friday	Saturday	Sunday	Week	Weekend	Week Day 85%
Hour	2022-04-18	2022-04-19	2022-04-20	2022-04-21	2022-04-22	2022-04-23	2022-04-24	Day Avg	Avg	Avg Speed
0 - 1	4	2	2	6	7	6	8	4.2	7	42.66
1 - 2	2	0	2	1	5	4	3	2	3.5	34
2 - 3	0	2	3	2	3	2	0	2	1	38
3 - 4	2	1	2	3	0	4	1	1.6	2.5	28
4 - 5	7	9	11	11	9	10	2	9.4	6	43.5
5 - 6	11	24	30	25	29	16	13	23.8	14.5	41.24
6 - 7	36	102	100	103	92	48	23	86.6	35.5	40.82
7 - 8	83	173	179	171	164	108	80	154	94	37.68
8 - 9	170	248	246	259	226	166	169	229.8	167.5	37.36
9 - 10	314	302	327	378	365	322	250	337.2	286	36.42
10 - 11	374	345	379	336	389	340	304	364.6	322	36.02
11 - 12	362	330	363	338	416	322	343	361.8	332.5	36
12 - 13	349	306	314	322	394	327	323	337	325	36.46
13 - 14	340	305	314	301	350	305	308	322	306.5	35.76
14 - 15	297	322	355	306	461	313	287	348.2	300	35.82
15 - 16	339	318	317	346	460	379	246	356	312.5	35.98
16 - 17	270	398	370	375	428	285	249	368.2	267	35.74
17 - 18	200	270	257	303	347	206	184	275.4	195	37.38
18 - 19	128	152	176	178	207	164	102	168.2	133	38.16
19 - 20	81	110	119	132	135	107	85	115.4	96	38.3
20 - 21	59	75	96	89	78	69	59	79.4	64	38.46
21 - 22	27	44	44	46	58	42	29	43.8	35.5	40.04
22 - 23	23	18	11	29	41	37	19	24.4	28	42.34
23 - 24	12	9	12	8	24	17	1	13	9	39.3
Totals	3490	3865	4029	4068	4688	3599	3088			
% of Total	13.01%	14.41%	15.02%	15.16%	17.47%	13.42%	11.51%			

	2022-04-25	to	2022-05-01							
	Monday	Tuesday	Wednesday	Thursday	Friday	Saturday	Sunday	Week	Weekend	Week Day 85%
Hour	2022-04-25	2022-04-26	2022-04-27	2022-04-28	2022-04-29	2022-04-30	2022-05-01	Day Avg	Avg	Avg Speed
0 - 1	2	2	0	1	3	25	11	1.6	18	34
1 - 2	3	3	1	1	1	1	2	1.8	1.5	41
2 - 3	2	3	1	1	2	2	3	1.8	2.5	42
3 - 4	4	3	3	2	8	1	1	4	1	46
4 - 5	9	10	8	7	11	8	4	9	6	42.26
5 - 6	37	31	23	27	33	13	10	30.2	11.5	41.9
6 - 7	117	111	107	111	109	54	17	111	35.5	40.82
7 - 8	234	222	238	227	197	124	69	223.6	96.5	36.2
8 - 9	290	242	266	290	281	228	142	273.8	185	35.48
9 - 10	281	292	309	253	308	337	271	288.6	304	35.76
10 - 11	291	281	282	224	344	384	296	284.4	340	35.32
11 - 12	295	285	299	289	383	409	373	310.2	391	35.22
12 - 13	279	279	269	307	390	429	352	304.8	390.5	35.44
13 - 14	273	285	261	278	384	462	301	296.2	381.5	34.98
14 - 15	319	319	293	337	430	392	303	339.6	347.5	34.64
15 - 16	309	341	355	364	478	353	325	369.4	339	35.28
16 - 17	355	402	364	418	495	352	285	406.8	318.5	35.6
17 - 18	272	297	271	306	378	231	195	304.8	213	36.8
18 - 19	145	147	167	172	285	167	134	183.2	150.5	38.64
19 - 20	110	92	95	130	155	97	98	116.4	97.5	38.04
20 - 21	86	70	70	81	99	74	53	81.2	63.5	38.44
21 - 22	55	24	37	46	57	44	33	43.8	38.5	38.56
22 - 23	14	17	28	35	44	35	23	27.6	29	40.4
23 - 24	9	6	7	22	15	17	8	11.8	12.5	43
Totals	3791	3764	3754	3929	4890	4239	3309			
% of Total	13.7%	13.6%	13.56%	14.2%	17.67%	15.32%	11.96%			

	2022-05-02	to	2022-05-08							
	Monday	Tuesday	Wednesday	Thursday	Friday	Saturday	Sunday	Week	Weekend	Week Day 85%
Hour	2022-05-02	2022-05-03	2022-05-04	2022-05-05	2022-05-06	2022-05-07	2022-05-08	Day Avg	Avg	Avg Speed
0 - 1	3	3	4	8	2	5	12	4	8.5	39
1 - 2	4	3	2	1	2	3	4	2.4	3.5	45
2 - 3	2	2	1	2	5	11	4	2.4	7.5	38
3 - 4	4	4	4	1	6	1	1	3.8	1	34
4 - 5	4	7	10	11	6	9	3	7.6	6	41.5
5 - 6	19	25	22	29	27	19	9	24.4	14	42.46
6 - 7	34	111	98	117	90	36	26	90	31	39.6
7 - 8	81	218	238	208	196	112	62	188.2	87	36.72
8 - 9	161	303	257	292	283	180	125	259.2	152.5	35.7
9 - 10	300	255	277	257	295	310	257	276.8	283.5	35.14
10 - 11	253	269	272	294	284	329	320	274.4	324.5	35.68
11 - 12	394	245	295	256	370	401	364	312	382.5	35.9
12 - 13	441	275	297	275	402	334	369	338	351.5	34.82
13 - 14	392	263	289	282	386	366	316	322.4	341	35.24
14 - 15	416	311	307	333	435	319	332	360.4	325.5	34.92
15 - 16	418	357	343	384	499	340	347	400.2	343.5	34.96
16 - 17	378	405	370	430	391	300	259	394.8	279.5	35.32
17 - 18	241	268	241	363	290	215	175	280.6	195	36.84
18 - 19	136	159	137	185	192	144	132	161.8	138	38.14
19 - 20	79	116	121	122	107	105	101	109	103	39.48
20 - 21	64	68	69	77	67	86	54	69	70	39.26
21 - 22	38	35	29	39	39	54	30	36	42	39.46
22 - 23	15	24	20	26	40	33	22	25	27.5	41.3
23 - 24	5	7	5	8	22	24	7	9.4	15.5	37.72
Totals	3882	3733	3708	4000	4436	3736	3331			
% of Total	14.47%	13.92%	13.82%	14.91%	16.54%	13.93%	12.42%			

	2022-05-09	to	2022-05-15							
	Monday	Tuesday	Wednesday	Thursday	Friday	Saturday	Sunday	Week	Weekend	Week Day 85%
Hour	2022-05-09	2022-05-10	2022-05-11	2022-05-12	2022-05-13	2022-05-14	2022-05-15	Day Avg	Avg	Avg Speed
0 - 1	6	0	3	2	3	6	7	2.8	6.5	36
1 - 2	3	0	1	1	3	1	6	1.6	3.5	43
2 - 3	1	1	1	2	3	4	8	1.6	6	41
3 - 4	2	0	5	4	3	2	1	2.8	1.5	27.5
4 - 5	11	7	14	8	11	8	1	10.2	4.5	44.86
5 - 6	47	30	21	27	29	10	10	30.8	10	43.78
6 - 7	108	133	101	111	124	49	24	115.4	36.5	39.94
7 - 8	236	214	234	246	183	103	59	222.6	81	36.82
8 - 9	288	289	287	331	296	209	131	298.2	170	36.32
9 - 10	259	275	264	305	286	354	272	277.8	313	35.82
10 - 11	274	273	259	308	353	393	290	293.4	341.5	36.38
11 - 12	294	287	309	283	342	409	380	303	394.5	36.16
12 - 13	299	274	251	262	373	327	333	291.8	330	36.08
13 - 14	323	323	302	309	381	346	277	327.6	311.5	35.64
14 - 15	349	358	345	354	428	343	293	366.8	318	34.96
15 - 16	325	344	369	394	489	410	303	384.2	356.5	35.36
16 - 17	389	394	430	415	432	310	305	412	307.5	35.64
17 - 18	275	291	284	300	367	222	248	303.4	235	37.38
18 - 19	140	141	159	189	209	165	145	167.6	155	38.7
19 - 20	111	139	118	121	133	103	102	124.4	102.5	38.54
20 - 21	94	68	86	79	79	66	54	81.2	60	38.38
21 - 22	45	52	39	39	55	78	34	46	56	38.8
22 - 23	6	19	31	35	42	27	12	26.6	19.5	40.2
23 - 24	6	5	9	12	19	19	7	10.2	13	40.68
Totals	3891	3917	3922	4137	4643	3964	3302			
% of Total	14.01%	14.1%	14.12%	14.89%	16.72%	14.27%	11.89%			

	2022-05-16	to	2022-05-22							
	Monday	Tuesday	Wednesday	Thursday	Friday	Saturday	Sunday	Week	Weekend	Week Day 85%
Hour	2022-05-16	2022-05-17	2022-05-18	2022-05-19	2022-05-20	2022-05-21	2022-05-22	Day Avg	Avg	Avg Speed
0 - 1	7	2	2	7	5	20	7	4.6	13.5	42.66
1 - 2	3	1	0	2	2	4	5	1.6	4.5	35
2 - 3	0	1	1	1	1	2	1	0.8	1.5	30
3 - 4	5	3	5	2	1	3	1	3.2	2	41
4 - 5	8	8	11	7	8	4	5	8.4	4.5	44.5
5 - 6	38	30	20	30	36	21	9	30.8	15	41.96
6 - 7	106	128	123	121	113	45	22	118.2	33.5	39.86
7 - 8	208	236	239	246	200	105	80	225.8	92.5	36.98
8 - 9	284	319	287	296	287	219	109	294.6	164	35.74
9 - 10	265	292	301	291	304	277	261	290.6	269	36.34
10 - 11	248	369	339	314	328	370	296	319.6	333	36.32
11 - 12	294	330	332	384	342	365	371	336.4	368	35.78
12 - 13	259	297	303	320	379	354	276	311.6	315	35.92
13 - 14	287	309	307	323	369	326	307	319	316.5	35.66
14 - 15	316	293	375	319	503	341	326	361.2	333.5	35.14
15 - 16	325	360	382	359	469	346	319	379	332.5	35.28
16 - 17	379	412	439	433	442	292	248	421	270	35.32
17 - 18	253	287	280	289	378	207	176	297.4	191.5	37.26
18 - 19	144	161	164	171	240	137	126	176	131.5	38.36
19 - 20	121	114	121	141	127	104	84	124.8	94	38.64
20 - 21	58	84	103	81	70	63	60	79.2	61.5	38.96
21 - 22	47	50	55	42	66	61	29	52	45	39.44
22 - 23	12	21	18	19	34	49	20	20.8	34.5	39.86
23 - 24	6	3	6	12	27	14	4	10.8	9	41
Totals	3673	4110	4213	4210	4731	3729	3142			
% of Total	13.21%	14.78%	15.15%	15.14%	17.01%	13.41%	11.3%			

	2022-05-23	to	2022-05-29							
	Monday	Tuesday	Wednesday	Thursday	Friday	Saturday	Sunday	Week	Weekend	Week Day 85%
Hour	2022-05-23	2022-05-24	2022-05-25	2022-05-26	2022-05-27	2022-05-28	2022-05-29	Day Avg	Avg	Avg Speed
0 - 1	2	3	3	4	5	10	25	3.4	17.5	43
1 - 2	2	3	3	0	4	2	9	2.4	5.5	33
2 - 3	2	3	2	1	3	6	4	2.2	5	38
3 - 4	4	2	3	2	4	2	6	3	4	38
4 - 5	9	8	6	10	14	3	8	9.4	5.5	42.76
5 - 6	36	26	32	34	31	23	13	31.8	18	42.56
6 - 7	109	123	115	131	113	57	24	118.2	40.5	39.66
7 - 8	202	216	230	195	233	105	72	215.2	88.5	37
8 - 9	277	319	304	324	283	199	119	301.4	159	35.36
9 - 10	262	248	290	275	301	283	247	275.2	265	36.36
10 - 11	317	272	307	263	356	370	306	303	338	35.66
11 - 12	336	323	275	293	417	432	351	328.8	391.5	35.44
12 - 13	326	252	271	0	414	362	299	252.6	330.5	28.22
13 - 14	310	287	275	238	366	350	274	295.2	312	35.62
14 - 15	329	337	333	309	459	366	289	353.4	327.5	35.14
15 - 16	363	345	368	357	522	344	338	391	341	35.28
16 - 17	371	378	400	416	537	350	275	420.4	312.5	35.88
17 - 18	257	325	278	301	439	229	205	320	217	37.02
18 - 19	135	149	147	176	271	164	128	175.6	146	38.7
19 - 20	98	109	128	125	174	106	100	126.8	103	38.78
20 - 21	73	81	78	89	97	62	77	83.6	69.5	38.56
21 - 22	35	45	48	66	88	60	33	56.4	46.5	39.6
22 - 23	5	28	28	24	53	46	21	27.6	33.5	39.16
23 - 24	4	4	17	8	23	29	9	11.2	19	41.84
Totals	3864	3886	3941	3641	5207	3960	3232			
% of Total	13.93%	14.01%	14.21%	13.13%	18.78%	14.28%	11.65%			

	2022-05-30	to	2022-06-05							
	Monday	Tuesday	Wednesday	Thursday	Friday	Saturday	Sunday	Week	Weekend	Week Day 85%
Hour	2022-05-30	2022-05-31	2022-06-01	2022-06-02	2022-06-03	2022-06-04	2022-06-05	Day Avg	Avg	Avg Speed
0 - 1	5	7	20	12	5	22	12	9.8	17	43.16
1 - 2	1	1	7	0	3	10	6	2.4	8	34
2 - 3	1	2	1	6	3	1	4	2.6	2.5	39
3 - 4	3	2	3	6	2	1	1	3.2	1	37
4 - 5	11	12	11	6	5	6	4	9	5	42.6
5 - 6	40	24	29	15	25	11	5	26.6	8	43.26
6 - 7	89	93	89	40	28	43	28	67.8	35.5	41.82
7 - 8	154	180	191	126	86	94	81	147.4	87.5	37.16
8 - 9	254	204	243	270	187	173	160	231.6	166.5	37.74
9 - 10	278	261	306	421	307	305	305	314.6	305	36.94
10 - 11	320	264	323	448	412	391	270	353.4	330.5	36.4
11 - 12	306	334	344	489	441	408	296	382.8	352	36.42
12 - 13	297	333	323	461	440	368	264	370.8	316	36.2
13 - 14	333	309	311	403	392	322	255	349.6	288.5	35.98
14 - 15	335	335	325	404	396	307	285	359	296	36.3
15 - 16	346	350	399	350	404	355	276	369.8	315.5	35.36
16 - 17	369	411	443	353	332	302	236	381.6	269	35.54
17 - 18	237	269	306	204	212	231	164	245.6	197.5	37.38
18 - 19	166	156	197	154	151	144	112	164.8	128	38.7
19 - 20	115	135	157	93	110	83	88	122	85.5	38.12
20 - 21	57	72	124	79	76	82	41	81.6	61.5	38.54
21 - 22	57	52	59	44	51	44	27	52.6	35.5	40.28
22 - 23	14	26	27	20	35	33	17	24.4	25	43.22
23 - 24	3	15	26	13	18	16	3	15	9.5	44
Totals	3791	3847	4264	4417	4121	3752	2940			
% of Total	13.97%	14.18%	15.72%	16.28%	15.19%	13.83%	10.84%			

	2022-06-06	to	2022-06-12							
	Monday	Tuesday	Wednesday	Thursday	Friday	Saturday	Sunday	Week	Weekend	Week Day 85%
Hour	2022-06-06	2022-06-07	2022-06-08	2022-06-09	2022-06-10	2022-06-11	2022-06-12	Day Avg	Avg	Avg Speed
0 - 1	1	3	6	7	7	6	10	4.8	8	41
1 - 2	5	1	0	4	3	4	2	2.6	3	30.5
2 - 3	1	3	5	3	2	4	8	2.8	6	39
3 - 4	2	2	3	1	2	3	6	2	4.5	34
4 - 5	12	19	11	9	10	6	8	12.2	7	43.82
5 - 6	34	26	28	35	32	20	11	31	15.5	42.8
6 - 7	92	119	99	105	106	48	18	104.2	33	40.04
7 - 8	268	255	234	230	193	97	74	236	85.5	36.34
8 - 9	262	254	275	294	270	177	136	271	156.5	36.26
9 - 10	233	297	210	297	311	305	280	269.6	292.5	36.1
10 - 11	300	268	257	284	354	353	335	292.6	344	36.22
11 - 12	276	298	277	284	386	337	388	304.2	362.5	36.38
12 - 13	251	273	237	284	396	391	319	288.2	355	36.62
13 - 14	309	270	276	275	355	349	296	297	322.5	36.2
14 - 15	345	325	356	351	486	340	315	372.6	327.5	35.7
15 - 16	331	392	342	386	447	341	323	379.6	332	35.9
16 - 17	354	391	400	419	494	320	269	411.6	294.5	35.18
17 - 18	246	290	233	319	369	220	183	291.4	201.5	37.3
18 - 19	145	158	145	156	200	128	135	160.8	131.5	38.52
19 - 20	110	136	119	95	143	115	78	120.6	96.5	38.74
20 - 21	68	82	66	81	68	68	68	73	68	38.48
21 - 22	32	58	42	37	65	78	32	46.8	55	40.28
22 - 23	20	17	32	25	35	44	16	25.8	30	40.1
23 - 24	10	10	15	9	20	17	3	12.8	10	40
Totals	3707	3947	3668	3990	4754	3771	3313			
% of Total	13.65%	14.54%	13.51%	14.7%	17.51%	13.89%	12.2%			

	2022-06-13	to	2022-06-19							
	Monday	Tuesday	Wednesday	Thursday	Friday	Saturday	Sunday	Week	Weekend	Week Day 85%
Hour	2022-06-13	2022-06-14	2022-06-15	2022-06-16	2022-06-17	2022-06-18	2022-06-19	Day Avg	Avg	Avg Speed
0 - 1	4	4	3	1	8	21	18	4	19.5	46.66
1 - 2	3	5	1	1	5	4	4	3	4	42
2 - 3	2	6	4	1	3	5	5	3.2	5	39
3 - 4	3	3	2	3	4	3	2	3	2.5	41
4 - 5	9	7	12	9	13	10	3	10	6.5	43.26
5 - 6	33	25	29	28	32	21	11	29.4	16	43.28
6 - 7	106	117	116	117	89	52	27	109	39.5	40.58
7 - 8	228	242	247	257	224	105	81	239.6	93	36.92
8 - 9	292	294	258	307	316	180	162	293.4	171	35.78
9 - 10	283	255	291	270	329	321	295	285.6	308	36.54
10 - 11	306	314	349	328	381	377	394	335.6	385.5	36.52
11 - 12	304	286	289	290	366	426	430	307	428	36.16
12 - 13	302	277	356	297	480	380	341	342.4	360.5	35.5
13 - 14	299	244	291	328	411	308	338	314.6	323	35.68
14 - 15	386	327	343	359	431	325	318	369.2	321.5	35.54
15 - 16	351	350	383	409	468	316	321	392.2	318.5	35.7
16 - 17	349	450	379	405	451	279	295	406.8	287	35.68
17 - 18	232	276	226	296	334	191	205	272.8	198	37.98
18 - 19	158	153	162	201	231	144	126	181	135	37.4
19 - 20	115	144	146	119	166	103	95	138	99	38.94
20 - 21	84	88	95	114	90	71	67	94.2	69	38.92
21 - 22	35	63	80	48	51	46	61	55.4	53.5	38.4
22 - 23	13	34	23	24	45	31	19	27.8	25	41.16
23 - 24	10	7	6	9	29	19	12	12.2	15.5	39.84
Totals	3907	3971	4091	4221	4957	3738	3630			
% of Total	13.7%	13.93%	14.35%	14.8%	17.38%	13.11%	12.73%			

	2022-06-20	to	2022-06-26							
	Monday	Tuesday	Wednesday	Thursday	Friday	Saturday	Sunday	Week	Weekend	Week Day 85%
Hour	2022-06-20	2022-06-21	2022-06-22	2022-06-23	2022-06-24	2022-06-25	2022-06-26	Day Avg	Avg	Avg Speed
0 - 1	4	2	6	*	*	*	*	4	0	45
1 - 2	1	2	1	*	*	*	*	1.33	0	36.67
2 - 3	2	3	2	*	*	*	*	2.33	0	45
3 - 4	5	3	10	*	*	*	*	6	0	40.57
4 - 5	8	8	8	*	*	*	*	8	0	40
5 - 6	30	39	30	*	*	*	*	33	0	44.67
6 - 7	104	131	118	*	*	*	*	117.67	0	39.17
7 - 8	249	229	248	*	*	*	*	242	0	36.83
8 - 9	293	278	259	*	*	*	*	276.67	0	37.17
9 - 10	301	297	272	*	*	*	*	290	0	36.87
10 - 11	347	294	361	*	*	*	*	334	0	36.5
11 - 12	331	334	341	*	*	*	*	335.33	0	36.1
12 - 13	316	286	66	*	*	*	*	222.67	0	36.4
13 - 14	322	295	*	*	*	*	*	308.5	0	37.35
14 - 15	401	344	*	*	*	*	*	372.5	0	35.05
15 - 16	376	375	*	*	*	*	*	375.5	0	35.8
16 - 17	341	360	*	*	*	*	*	350.5	0	33.9
17 - 18	260	315	*	*	*	*	*	287.5	0	35.4
18 - 19	130	141	*	*	*	*	*	135.5	0	38.1
19 - 20	101	141	*	*	*	*	*	121	0	37.95
20 - 21	76	70	*	*	*	*	*	73	0	38.05
21 - 22	54	65	*	*	*	*	*	59.5	0	39.45
22 - 23	22	24	*	*	*	*	*	23	0	41.25
23 - 24	7	6	*	*	*	*	*	6.5	0	45
Totals	4081	4042	1722	0	0	0	0			
% of Total	41.45%	41.06%	17.49%	0%	0%	0%	0%			

Hour	Mar 2022							Week Day Avg	Weekend Avg	Week Day 85% Avg Speed
	Monday	Tuesday	Wednesday	Thursday	Friday	Saturday	Sunday			
0 - 1	11	10	13	15	18	29	41	13.4	35	40.2
1 - 2	10	5	5	10	7	11	13	7.4	12	41
2 - 3	3	2	3	6	3	4	10	3.4	7	43
3 - 4	5	7	4	7	3	4	9	5.2	6.5	40.5
4 - 5	14	14	18	12	5	4	5	12.6	4.5	42.82
5 - 6	38	40	46	39	14	11	7	35.4	9	41.3
6 - 7	124	128	135	122	67	39	42	115.2	40.5	40.9
7 - 8	279	300	398	397	170	87	92	308.8	89.5	38.76
8 - 9	466	469	670	636	426	180	165	533.4	172.5	36.96
9 - 10	542	539	817	771	575	430	351	648.8	390.5	36.46
10 - 11	479	527	787	703	636	662	562	626.4	612	36.34
11 - 12	590	560	857	632	675	731	642	662.8	686.5	36.32
12 - 13	553	556	782	676	724	799	658	658.2	728.5	35.94
13 - 14	534	534	808	567	758	731	706	640.2	718.5	36.26
14 - 15	572	540	798	712	685	680	629	661.4	654.5	35.76
15 - 16	668	607	867	976	771	688	589	777.8	638.5	35.5
16 - 17	623	761	992	995	848	642	549	843.8	595.5	35.76
17 - 18	581	922	869	1040	887	595	431	859.8	513	35.94
18 - 19	386	669	632	624	609	378	284	584	331	37.18
19 - 20	236	378	337	350	344	300	197	329	248.5	37.94
20 - 21	142	235	207	232	213	177	139	205.8	158	38.14
21 - 22	103	143	165	182	134	116	116	145.4	116	39.6
22 - 23	47	112	116	100	103	91	44	95.6	67.5	40.38
23 - 24	21	38	46	45	73	68	22	44.6	45	40.52
Totals	7027	8096	10372	9849	8748	7457	6303			
% of Total	12.15%	13.99%	17.93%	17.02%	15.12%	12.89%	10.9%			

Hour	Apr 2022							Week Day Avg	Weekend Avg	Week Day 85% Avg Speed
	Monday	Tuesday	Wednesday	Thursday	Friday	Saturday	Sunday			
0 - 1	13	14	13	10	25	49	32	15	40.5	44.7
1 - 2	11	5	8	6	13	14	19	8.6	16.5	43.5
2 - 3	4	6	11	5	19	10	6	9	8	45.02
3 - 4	14	7	14	6	17	12	4	11.6	8	44.5
4 - 5	35	34	27	34	51	35	9	36.2	22	42.34
5 - 6	106	111	110	104	137	75	40	113.6	57.5	41.5
6 - 7	348	408	416	417	398	210	83	397.4	146.5	40.66
7 - 8	742	785	815	744	829	502	262	783	382	37.28
8 - 9	924	949	1043	1033	1259	949	580	1041.6	764.5	36.62
9 - 10	1126	1132	1193	1238	1646	1644	1040	1267	1342	36.46
10 - 11	1245	1225	1347	1161	1674	1663	1242	1330.4	1452.5	35.92
11 - 12	1298	1189	1008	1242	1714	1478	1475	1290.2	1476.5	35.64
12 - 13	1217	1094	853	952	1666	1461	1365	1156.4	1413	36.08
13 - 14	1262	1132	1033	1205	1529	1853	1286	1232.2	1569.5	35.9
14 - 15	1367	1254	1312	1328	1873	1760	1137	1426.8	1448.5	35.36
15 - 16	1380	1281	1356	1363	2271	1733	1165	1530.2	1449	35.56
16 - 17	1321	1488	1552	1602	2122	1532	1018	1617	1275	36.02
17 - 18	973	1054	1019	1220	1528	1074	723	1158.8	898.5	37.36
18 - 19	543	591	662	706	983	758	474	697	616	38.36
19 - 20	387	379	410	492	603	460	342	454.2	401	38.3
20 - 21	260	261	316	327	373	302	202	307.4	252	38.46
21 - 22	145	155	193	179	276	238	126	189.6	182	39.74
22 - 23	72	67	72	114	172	163	55	99.4	109	40.46
23 - 24	30	27	37	51	84	95	21	45.8	58	41.22
Totals	14823	14648	14820	15539	21262	18070	12706			
% of Total	13.25%	13.09%	13.25%	13.89%	19.01%	16.15%	11.36%			

Hour	May 2022							Week Day Avg	Weekend Avg	Week Day 85% Avg Speed
	Monday	Tuesday	Wednesday	Thursday	Friday	Saturday	Sunday			
0 - 1	23	15	12	21	15	41	62	17.2	51.5	43.64
1 - 2	13	8	6	4	11	10	26	8.4	18	44.84
2 - 3	6	9	5	6	12	23	20	7.6	21.5	37.86
3 - 4	18	11	17	9	14	8	10	13.8	9	39.34
4 - 5	43	42	41	36	39	24	21	40.2	22.5	43.6
5 - 6	180	135	95	120	123	73	51	130.6	62	43.06
6 - 7	446	588	437	480	440	187	113	478.2	150	39.84
7 - 8	881	1064	941	895	812	425	342	918.6	383.5	36.9
8 - 9	1264	1434	1135	1243	1149	807	626	1245	716.5	35.88
9 - 10	1364	1331	1132	1128	1186	1224	1308	1228.2	1266	36.1
10 - 11	1412	1447	1177	1179	1321	1462	1508	1307.2	1485	36.02
11 - 12	1624	1519	1211	1216	1471	1607	1839	1408.2	1723	35.9
12 - 13	1622	1431	1122	857	1568	1377	1629	1320	1503	35.52
13 - 14	1645	1491	1173	1152	1502	1388	1475	1392.6	1431.5	35.52
14 - 15	1745	1634	1360	1315	1825	1369	1543	1575.8	1456	35.06
15 - 16	1777	1756	1462	1494	1979	1440	1632	1693.6	1536	35.26
16 - 17	1886	2000	1639	1694	1802	1252	1372	1804.2	1312	35.46
17 - 18	1263	1440	1083	1253	1474	873	999	1302.6	936	37.18
18 - 19	721	766	607	721	912	610	665	745.4	637.5	38.48
19 - 20	524	613	488	509	541	418	485	535	451.5	38.7
20 - 21	346	373	336	326	313	277	298	338.8	287.5	38.72
21 - 22	222	234	171	186	248	253	159	212.2	206	39.3
22 - 23	52	118	97	104	169	155	98	108	126.5	40.74
23 - 24	24	34	37	40	91	86	35	45.2	60.5	42.24
Totals	19101	19493	15784	15988	19017	15389	16316			
% of Total	15.77%	16.1%	13.04%	13.2%	15.71%	12.71%	13.47%			

Hour	Jun 2022							Week Day Avg	Weekend Avg	Week Day 85% Avg Speed
	Monday	Tuesday	Wednesday	Thursday	Friday	Saturday	Sunday			
0 - 1	9	9	35	20	20	49	40	18.6	44.5	45
1 - 2	9	8	9	5	11	18	12	8.4	15	41.3
2 - 3	5	12	12	10	8	10	17	9.4	13.5	39.16
3 - 4	10	8	18	10	8	7	9	10.8	8	40.5
4 - 5	29	34	42	24	28	22	15	31.4	18.5	42.54
5 - 6	97	90	116	78	89	52	27	94	39.5	43.32
6 - 7	302	367	422	262	223	143	73	315.2	108	40.24
7 - 8	745	726	920	613	503	296	236	701.4	266	36.74
8 - 9	847	826	1035	871	773	530	458	870.4	494	36.7
9 - 10	817	849	1079	988	947	931	880	936	905.5	36.66
10 - 11	953	876	1290	1060	1147	1121	999	1065.2	1060	36.46
11 - 12	911	918	1251	1063	1193	1171	1114	1067.2	1142.5	36.34
12 - 13	869	836	982	1042	1316	1139	924	1009	1031.5	36.06
13 - 14	930	809	878	1006	1158	979	889	956.2	934	36.34
14 - 15	1132	996	1024	1114	1313	972	918	1115.8	945	35.62
15 - 16	1058	1117	1124	1145	1319	1012	920	1152.6	966	35.66
16 - 17	1044	1201	1222	1177	1277	901	800	1184.2	850.5	35.46
17 - 18	738	881	765	819	915	642	552	823.6	597	37.38
18 - 19	433	452	504	511	582	416	373	496.4	394.5	38.22
19 - 20	326	421	422	307	419	301	261	379	281	38.6
20 - 21	228	240	285	274	234	221	176	252.2	198.5	38.72
21 - 22	121	186	181	129	167	168	120	156.8	144	40.04
22 - 23	55	75	82	69	115	108	52	79.2	80	41.3
23 - 24	27	23	47	31	67	52	18	39	35	41.66
Totals	11695	11960	13745	12628	13832	11261	9883			
% of Total	13.76%	14.07%	16.17%	14.86%	16.27%	13.25%	11.63%			

	2022-03-14	to	2022-03-20							
	Monday	Tuesday	Wednesday	Thursday	Friday	Saturday	Sunday	Week	Weekend	Week Day 85%
Hour	2022-03-14	2022-03-15	2022-03-16	2022-03-17	2022-03-18	2022-03-19	2022-03-20	Day Avg	Avg	Avg Speed
0 - 1	*	*	35	37	38.36	37.25	33.37	36.79	35.31	44.43
1 - 2	*	*	47	29	32	39.62	35.33	36	37.48	40
2 - 3	*	*	52	0	27	34	43.83	26.33	38.92	28.33
3 - 4	*	*	32	34	39.5	32	32.4	35.17	32.2	41.67
4 - 5	*	*	29.2	44.5	47	0	28.67	40.23	14.33	46.67
5 - 6	*	*	37.1	38	35.57	36	27	36.89	31.5	42.5
6 - 7	*	*	34.94	36.04	32.24	35.62	36.31	34.4	35.97	42.6
7 - 8	*	*	32.77	33.36	35.29	35.3	35.45	33.81	35.38	39.47
8 - 9	*	*	30.55	32.16	31.54	33.16	33.3	31.42	33.23	37.23
9 - 10	*	*	31.02	31.45	30.83	29.92	32.04	31.1	30.98	37
10 - 11	*	*	30.68	31.31	31.14	30.35	31.24	31.05	30.8	36.6
11 - 12	*	*	30.43	30.94	31.39	31.22	30.53	30.92	30.87	36.1
12 - 13	*	*	30.75	31.41	29.79	31.01	31.59	30.65	31.3	35.83
13 - 14	*	*	30.35	31.66	31.56	31.79	30.88	31.19	31.33	36.73
14 - 15	*	*	30.12	30.36	31.77	30.29	30.59	30.75	30.44	35.73
15 - 16	*	*	30.14	30.39	30.81	30.68	31.42	30.44	31.05	35.57
16 - 17	*	30.38	30.38	30.9	30.75	31.5	31.47	30.6	31.48	35.7
17 - 18	*	30.08	30.8	30.23	30.88	31.32	31.24	30.5	31.28	35.42
18 - 19	*	31.32	31.05	31.02	31.59	32.3	32.01	31.24	32.15	36.85
19 - 20	*	31.28	31.3	31.68	32.15	31.72	30.72	31.6	31.22	37.6
20 - 21	*	31.44	32.35	32.85	31.46	33.45	31.74	32.03	32.6	38.1
21 - 22	*	33.95	32.26	31.52	31.56	34.35	31.45	32.32	32.9	39.15
22 - 23	*	31.75	31.84	33.26	32.55	31.97	31.37	32.35	31.67	39.55
23 - 24	*	32.1	33.33	33.44	31.15	35.5	30.44	32.51	32.97	38.67

	2022-03-21	to	2022-03-27							
	Monday	Tuesday	Wednesday	Thursday	Friday	Saturday	Sunday	Week	Weekend	Week Day 85%
Hour	2022-03-21	2022-03-22	2022-03-23	2022-03-24	2022-03-25	2022-03-26	2022-03-27	Day Avg	Avg	Avg Speed
0 - 1	33.62	28.17	37	37.27	32.86	34.82	31.86	33.78	33.34	37.76
1 - 2	35	34.75	32	32.17	42	35.33	36.6	35.18	35.97	43
2 - 3	32	0	0	42.25	24.5	42	44.5	19.75	43.25	23
3 - 4	35.33	32.2	37	27	37	37	32	33.71	34.5	37
4 - 5	37	27	32	27	37	37	49.5	32	43.25	39
5 - 6	31.77	33.89	34.86	35.36	35	35.5	37	34.18	36.25	41.16
6 - 7	35.82	34.14	33.97	35.19	34.9	34.72	30.46	34.8	32.59	41.36
7 - 8	33.13	33.14	34.22	33.61	34.98	33.52	33.69	33.82	33.6	40.78
8 - 9	32.52	30.68	31.66	32.44	31.67	33.59	31.8	31.79	32.69	37.92
9 - 10	30.76	31.14	31.4	30.78	31.01	31.87	30.55	31.02	31.21	36.64
10 - 11	31.18	30.68	31.69	30.21	31.27	28.81	31.01	31	29.91	36.62
11 - 12	30.85	31.62	30.57	30.83	31	31.28	30.87	30.97	31.07	36.66
12 - 13	30.68	30.79	30.67	30.29	30.85	30.78	32.18	30.66	31.48	36
13 - 14	31.8	30.8	30.93	30.91	30.78	31.27	30.79	31.05	31.03	36.38
14 - 15	31.59	30.63	31.11	30.81	30.63	31.06	31.16	30.95	31.11	36.42
15 - 16	30.07	31.16	30.23	29.96	30.73	30.64	30.69	30.43	30.67	35.48
16 - 17	30.64	30.85	30.04	30.44	30.23	30.87	31.75	30.44	31.31	35.66
17 - 18	30.74	30.42	30.47	30.35	30.66	30.71	31.32	30.53	31.01	35.46
18 - 19	31.17	31.63	30.64	31.92	31.82	31.3	32.65	31.44	31.97	37.16
19 - 20	31.6	31.31	31.59	32.18	32.95	31.36	32.18	31.93	31.77	38.04
20 - 21	31.48	32.49	31.61	31.22	32.49	32.71	33.85	31.86	33.28	37.92
21 - 22	33	32.44	31.76	31.66	33.73	32.54	32.1	32.52	32.32	39.46
22 - 23	33.55	34.26	31.74	29.34	32.27	32.38	36.29	32.23	34.34	39.68
23 - 24	33.94	35.36	33.15	32	34.08	32.21	33	33.71	32.61	40.68

	2022-03-28	to	2022-04-03							
	Monday	Tuesday	Wednesday	Thursday	Friday	Saturday	Sunday	Week	Weekend	Week Day 85%
Hour	2022-03-28	2022-03-29	2022-03-30	2022-03-31	2022-04-01	2022-04-02	2022-04-03	Day Avg	Avg	Avg Speed
0 - 1	33.67	23.5	42	34.5	40.33	35.2	31.85	34.8	33.52	41
1 - 2	37	32	27	27	32	38.67	32.58	31	35.62	35
2 - 3	34.5	34.5	39.5	32	28.2	27	43.67	33.74	35.33	38
3 - 4	39.5	42	24.5	0	52	33.25	62	31.6	47.62	35
4 - 5	35.58	34.23	37.18	28.67	29.09	37.86	42	32.95	39.93	40
5 - 6	36.48	31.65	33.69	31.48	32.85	35.2	37.17	33.23	36.18	40.04
6 - 7	34.53	33.75	32.49	30.33	32.92	31.19	32.59	32.8	31.89	39.7
7 - 8	31.1	30.1	30.61	30.29	31.04	33.79	32.26	30.63	33.02	35.92
8 - 9	30.23	30.14	31.04	29.87	31.1	30.5	32.73	30.47	31.62	35.86
9 - 10	30.39	30.17	30.17	31.36	31.22	30.63	32.24	30.66	31.43	36.12
10 - 11	31.69	30.46	29.8	30.72	30.57	31.19	31.58	30.65	31.39	35.62
11 - 12	30.05	30.8	30.64	0	0	0	31.6	18.3	15.8	21.36
12 - 13	30.6	30.83	31.08	0	0	31.36	31.42	18.5	31.39	21.54
13 - 14	30.37	30.48	30.41	0	0	30.89	30.07	18.25	30.48	21.08
14 - 15	30.59	29.98	30.42	29.86	30.21	30.47	30.56	30.21	30.51	35
15 - 16	30.09	29.96	30.61	30.92	30.53	30.81	31.92	30.42	31.36	35.4
16 - 17	30.77	30.03	31.39	31.15	31.5	30.56	30.64	30.97	30.6	36.16
17 - 18	31.09	31.67	31.37	31.56	32.3	31.71	31.66	31.6	31.69	37.62
18 - 19	31.59	31.52	32.2	32.2	32.63	32.78	32.15	32.03	32.47	37.94
19 - 20	31.79	31.12	31.43	33.63	32.4	31.53	32.07	32.08	31.8	38.6
20 - 21	31.55	33.4	30.63	32.16	31.13	33.41	32.85	31.77	33.13	38.56
21 - 22	32.25	34.33	32.68	32.63	33.77	33.23	30.59	33.13	31.91	39.68
22 - 23	33.71	37.29	33.57	38.39	32.66	32.71	35.75	35.12	34.23	43.48
23 - 24	39	33.83	34.5	34.09	32.93	31.75	33.83	34.87	32.79	43

	2022-04-04	to	2022-04-10							
	Monday	Tuesday	Wednesday	Thursday	Friday	Saturday	Sunday	Week	Weekend	Week Day 85%
Hour	2022-04-04	2022-04-05	2022-04-06	2022-04-07	2022-04-08	2022-04-09	2022-04-10	Day Avg	Avg	Avg Speed
0 - 1	33.5	33.67	35	0	48.5	33	36.4	30.13	34.7	35.5
1 - 2	32	27	27	0	0	38.67	32.5	17.2	35.58	20
2 - 3	37	0	33.5	0	0	37	34.5	14.1	35.75	15.66
3 - 4	37	27.5	35	57	44.5	52	42	40.2	47	46.5
4 - 5	30.5	37.1	35.33	32.88	29.44	37.25	32	33.05	34.62	39.5
5 - 6	32.96	33.38	33.28	33.07	33.12	37.88	33.6	33.16	35.74	40.24
6 - 7	32.96	33.13	33.41	33.06	33.68	35.07	34.71	33.25	34.89	39.92
7 - 8	31.56	30.75	31.53	31.39	32.3	32.87	33.11	31.51	32.99	37.24
8 - 9	30.49	31.46	30.44	29.69	30.91	31.45	32.72	30.6	32.09	36.12
9 - 10	31.31	30.51	31.34	30.57	30.9	31.24	30.73	30.93	30.99	36.42
10 - 11	31.31	30.51	30.77	30.67	30.89	30.86	31.72	30.83	31.29	36.32
11 - 12	30.54	30.53	0	30.68	30.44	30.85	30.9	24.44	30.87	28.44
12 - 13	31.53	30.82	0	0	30.86	30.62	31.35	18.64	30.99	21.78
13 - 14	30.64	30.83	31.57	31.25	31.29	30.24	30.87	31.12	30.56	36.84
14 - 15	30.7	30.34	30.28	30.16	30.57	30.99	31.31	30.41	31.15	35.2
15 - 16	31.08	30.48	31.09	31.27	29.81	30.3	29.9	30.74	30.1	36.04
16 - 17	31.12	31.09	31.41	30.54	30.56	31.24	30.65	30.94	30.94	36.48
17 - 18	31.11	31.28	31.76	31.79	31.62	31.05	31.55	31.51	31.3	37.36
18 - 19	32.49	30.82	31.42	32.05	31.35	31.73	31.41	31.63	31.57	37.92
19 - 20	31.68	32.24	31.62	32.54	33.25	32.33	32.24	32.27	32.29	38.4
20 - 21	31.54	32.39	32.21	30.75	31.99	31.42	35.33	31.77	33.37	38.12
21 - 22	32.08	32.35	33.52	33.03	31.77	32.27	32.93	32.55	32.6	40.14
22 - 23	31.8	32.2	33.52	32.17	33.27	31.62	34.27	32.59	32.94	39.04
23 - 24	32	38.57	35	33.77	31.94	32.5	37.71	34.26	35.11	43.76

	2022-04-11	to	2022-04-17							
	Monday	Tuesday	Wednesday	Thursday	Friday	Saturday	Sunday	Week	Weekend	Week Day 85%
Hour	2022-04-11	2022-04-12	2022-04-13	2022-04-14	2022-04-15	2022-04-16	2022-04-17	Day Avg	Avg	Avg Speed
0 - 1	38.67	31.29	37.17	39	35.88	37.5	42.17	36.4	39.83	45
1 - 2	35	42	32.5	39.5	42	30.67	32.5	38.2	31.58	44
2 - 3	37	37	35.67	37	45.56	33.67	67	38.44	50.33	43
3 - 4	27.5	32	32	0	32.83	27	32	24.87	29.5	30
4 - 5	38.89	38	35.2	34.12	38.18	42	47	36.88	44.5	45
5 - 6	35.31	32.84	35.92	34.56	36.67	36.27	38	35.06	37.13	42.34
6 - 7	34.55	34	34.67	33.41	35.66	31.64	38.06	34.46	34.85	42.04
7 - 8	31.73	31.46	32.37	31.98	33	31.1	34.57	32.11	32.83	38.08
8 - 9	31.57	30.8	30.96	31.42	32.31	26.5	31.81	31.41	29.16	37.44
9 - 10	30.62	31.16	31.05	31.32	31.81	29.66	31.81	31.19	30.73	36.96
10 - 11	30.56	30.4	29.69	31.02	31.01	30.84	31.02	30.54	30.93	36
11 - 12	30.15	30.34	29.41	31.27	31.45	30.72	30.73	30.52	30.73	35.68
12 - 13	30.85	31.39	30.43	31.25	30.49	31.12	31.61	30.88	31.36	36.34
13 - 14	31.02	30.09	30.98	30.08	31.15	31.29	30.97	30.66	31.13	36.06
14 - 15	30.82	29.83	30.96	30.04	30.81	30.63	31.33	30.49	30.98	35.92
15 - 16	30.43	30.08	29.92	30.44	30.2	30.4	31.09	30.21	30.75	35.34
16 - 17	30.71	30.75	30.62	30.32	31.39	31	31.5	30.76	31.25	36
17 - 18	31.21	30.95	31.82	31.54	32.31	31.57	33.05	31.57	32.31	37.76
18 - 19	31.85	31.8	32.36	32.27	32.2	31.67	32.12	32.1	31.9	38.42
19 - 20	31.88	31.22	32.54	31.98	31.9	32.21	32.89	31.9	32.55	38.4
20 - 21	31.68	32.53	32.29	31.99	32.4	32.87	32.16	32.18	32.52	38.62
21 - 22	34.37	30.57	32.63	32.94	33.81	32.04	33.93	32.86	32.98	39.28
22 - 23	36.6	34.41	32.75	34.04	32.08	33.08	31.94	33.98	32.51	40.34
23 - 24	31.33	30.2	31.67	36	33.29	34.68	36.57	32.5	35.63	39.5

	2022-04-18	to	2022-04-24							
	Monday	Tuesday	Wednesday	Thursday	Friday	Saturday	Sunday	Week	Weekend	Week Day 85%
Hour	2022-04-18	2022-04-19	2022-04-20	2022-04-21	2022-04-22	2022-04-23	2022-04-24	Day Avg	Avg	Avg Speed
0 - 1	35.75	42	27	38	37.14	32.33	34.12	35.98	33.23	42.66
1 - 2	39.5	0	42	27	36	37.25	38.67	28.9	37.96	34
2 - 3	0	49.5	33.67	42	29	29.5	0	30.83	14.75	38
3 - 4	29.5	27	34.5	25.67	0	37	37	23.33	37	28
4 - 5	37.86	38.33	33.64	36.27	34	36.8	52	36.02	44.4	43.5
5 - 6	32.73	34.5	36.2	34.72	33.38	36.62	31.15	34.31	33.89	41.24
6 - 7	33.89	33.23	33.78	33.02	32.95	31.77	34.65	33.37	33.21	40.82
7 - 8	32.71	31.11	31.74	32.33	32.16	32.12	32.61	32.01	32.37	37.68
8 - 9	31.95	31.2	31.5	31.26	31.5	31.39	31.66	31.48	31.52	37.36
9 - 10	30.57	30.7	30.99	30.2	31.27	29.81	31.32	30.74	30.56	36.42
10 - 11	30.62	30.74	30.34	30.5	30.84	30.5	32.55	30.61	31.53	36.02
11 - 12	31.28	30.1	30.74	30.46	30.65	31.08	32.07	30.65	31.57	36
12 - 13	31.88	30.71	31.29	30.6	30.53	30.88	31.11	31	31	36.46
13 - 14	31.41	30.3	30.5	29.57	30.41	30.9	30.82	30.44	30.86	35.76
14 - 15	30.99	30.26	30.71	30.41	31.13	30.6	31.05	30.7	30.82	35.82
15 - 16	30.53	30.86	30.89	30.66	30.88	30.68	31.11	30.77	30.89	35.98
16 - 17	30.23	29.65	31.07	30.71	30.83	31.09	31.69	30.5	31.39	35.74
17 - 18	31.34	31.65	31.52	31.57	30.8	31.55	31.92	31.38	31.74	37.38
18 - 19	32.59	33.05	31.07	31.84	32.54	32.44	34.01	32.22	33.22	38.16
19 - 20	31.98	31.76	31.55	31.63	32.3	33.15	33.56	31.85	33.36	38.3
20 - 21	33.02	31.83	32.24	31.7	31.9	30.99	32.42	32.14	31.7	38.46
21 - 22	31.56	33.39	34.25	35.22	32.31	30.6	33.86	33.34	32.23	40.04
22 - 23	33.87	38.06	37.18	33.93	32.27	33.19	34.79	35.06	33.99	42.34
23 - 24	30.83	31.56	32.25	35.25	33.17	34.59	27	32.61	30.79	39.3

	2022-04-25	to	2022-05-01							
	Monday	Tuesday	Wednesday	Thursday	Friday	Saturday	Sunday	Week	Weekend	Week Day 85%
Hour	2022-04-25	2022-04-26	2022-04-27	2022-04-28	2022-04-29	2022-04-30	2022-05-01	Day Avg	Avg	Avg Speed
0 - 1	39.5	37	0	27	40.33	31.76	30.36	28.77	31.06	34
1 - 2	34	37	37	42	32	32	27	36.4	29.5	41
2 - 3	34.5	47	37	37	29.5	37	32	37	34.5	42
3 - 4	28.5	33.67	38.67	39.5	40.25	32	37	36.12	34.5	46
4 - 5	35.56	34.9	37.12	34.14	33.64	37	32.25	35.07	34.62	42.26
5 - 6	35.19	34.13	35.35	34.56	36.03	39.08	34.6	35.05	36.84	41.9
6 - 7	32.39	33.36	33.75	34.55	33.28	31.94	31.35	33.47	31.65	40.82
7 - 8	30.5	31.52	30.03	30.52	31.53	32.44	30.14	30.82	31.29	36.2
8 - 9	29.84	30.71	29.87	30.06	30.39	30.51	30.08	30.17	30.3	35.48
9 - 10	30.72	31.17	30.37	30.35	31.07	31.14	30.26	30.74	30.7	35.76
10 - 11	30.27	29.75	30.44	30.53	30.57	30.97	30.87	30.31	30.92	35.32
11 - 12	30.16	30.6	30.08	30.34	30.55	30.8	29.86	30.34	30.33	35.22
12 - 13	31.19	30.51	30.86	30.25	30.1	30.47	30.38	30.58	30.42	35.44
13 - 14	29.33	30.02	30.02	30.26	30.93	30.45	30.11	30.11	30.28	34.98
14 - 15	29.84	29.52	29.77	29.7	29.97	30.22	30.74	29.76	30.48	34.64
15 - 16	30.65	29.89	30.16	30.19	30.6	30.18	30.22	30.3	30.2	35.28
16 - 17	30.76	30.33	30.28	30.06	30.31	31.14	30.26	30.35	30.7	35.6
17 - 18	31.03	31.08	31.31	30.81	31.78	30.91	31.25	31.2	31.08	36.8
18 - 19	32.7	32.32	31.37	32.28	32.19	31.11	32.13	32.17	31.62	38.64
19 - 20	32.33	31.9	31.85	31.89	31.4	32.09	32.22	31.87	32.16	38.04
20 - 21	31.65	31.69	31.29	32.56	31.1	33.89	31.91	31.66	32.9	38.44
21 - 22	31.98	33.58	32.68	32.57	32.09	32.98	31.33	32.58	32.16	38.56
22 - 23	35.43	35.76	33.57	32.51	33.77	30.94	33.87	34.21	32.41	40.4
23 - 24	32.44	37.83	38.57	33.91	35.2	35	35.88	35.59	35.44	43

	2022-05-02	to	2022-05-08							
	Monday	Tuesday	Wednesday	Thursday	Friday	Saturday	Sunday	Week	Weekend	Week Day 85%
Hour	2022-05-02	2022-05-03	2022-05-04	2022-05-05	2022-05-06	2022-05-07	2022-05-08	Day Avg	Avg	Avg Speed
0 - 1	29	29	36	36	32	37.2	29.25	32.4	33.23	39
1 - 2	33.25	44	34.5	47	44.5	42	42	40.65	42	45
2 - 3	37.5	34.5	32	34.5	33	26.36	29.5	34.3	27.93	38
3 - 4	34.5	33.5	29.5	27	27.83	47	27	30.47	37	34
4 - 5	38.25	39.29	34.7	39.55	34.67	38.89	42	37.29	40.44	41.5
5 - 6	32.11	33.68	35.27	35.66	38.04	38.89	34.44	34.95	36.67	42.46
6 - 7	33.71	33.37	32.63	33	32.69	32.56	35.81	33.08	34.18	39.6
7 - 8	31.7	29.56	30.53	31.29	31.98	32.53	32.55	31.01	32.54	36.72
8 - 9	31.01	28.79	30.12	31.11	30.46	31.37	31.64	30.3	31.5	35.7
9 - 10	30.64	29.89	29.75	30.88	30.22	30.89	30.74	30.28	30.81	35.14
10 - 11	30.57	30.17	30.03	30.94	31.1	31.06	31.26	30.56	31.16	35.68
11 - 12	30.19	30.69	30.39	31.09	30.59	31.13	31.18	30.59	31.15	35.9
12 - 13	29.7	29.67	30.7	30.28	29.93	31.34	30.88	30.06	31.11	34.82
13 - 14	30.94	29.58	30.48	30.26	30.52	30.62	30.66	30.36	30.64	35.24
14 - 15	30.02	29.71	29.86	29.8	30.44	30.48	31.08	29.97	30.78	34.92
15 - 16	30.21	29.43	30.03	30.28	30.8	30.92	30.41	30.15	30.66	34.96
16 - 17	29.26	30.04	29.95	30.29	31.17	30.27	31.2	30.14	30.74	35.32
17 - 18	31.34	30.86	31.87	30.87	31.44	31.09	31.86	31.27	31.48	36.84
18 - 19	32.49	31.52	33.44	31.17	32.53	31.61	32.27	32.23	31.94	38.14
19 - 20	32.28	32.16	32.61	32.07	33.03	30.99	33.14	32.43	32.06	39.48
20 - 21	31.52	31.56	31.94	33.08	33.64	31.15	31.91	32.35	31.53	39.26
21 - 22	31.29	33.77	33.21	33.38	32.26	32.04	33.17	32.78	32.6	39.46
22 - 23	35.93	33.12	35.55	33.69	30.98	32.94	34.91	33.86	33.92	41.3
23 - 24	29.2	30.71	31.2	34.12	31.82	33.38	26.43	31.41	29.9	37.72

	2022-05-09	to	2022-05-15							
	Monday	Tuesday	Wednesday	Thursday	Friday	Saturday	Sunday	Week	Weekend	Week Day 85%
Hour	2022-05-09	2022-05-10	2022-05-11	2022-05-12	2022-05-13	2022-05-14	2022-05-15	Day Avg	Avg	Avg Speed
0 - 1	37.83	0	35.33	39.5	37.33	38	31.43	30	34.71	36
1 - 2	45.33	0	52	47	42	42	34.83	37.27	38.42	43
2 - 3	37	37	32	39.5	35.67	39.5	34.12	36.23	36.81	41
3 - 4	24.5	0	31	33.5	28.67	37	37	23.53	37	27.5
4 - 5	35.36	40.86	35.14	39.5	35.73	36	52	37.32	44	44.86
5 - 6	33.85	34.8	37	35.41	34.21	32.1	35.1	35.05	33.6	43.78
6 - 7	33.45	32.96	34.03	33.4	33.31	34.14	34.88	33.43	34.51	39.94
7 - 8	31.02	31.12	30.05	31.23	31.38	32.62	33.42	30.96	33.02	36.82
8 - 9	30.52	30.4	30.09	30.09	31.19	31.62	30.88	30.46	31.25	36.32
9 - 10	30.35	30.68	30.69	30.07	31.13	30.76	30.86	30.58	30.81	35.82
10 - 11	30.87	30.71	30.79	30.68	31.39	31.2	31.44	30.89	31.32	36.38
11 - 12	30.99	30.78	30.81	30.37	30.94	30.96	30.26	30.78	30.61	36.16
12 - 13	30.39	31.58	30.99	29.92	30.92	30.94	30.89	30.76	30.92	36.08
13 - 14	30.08	30.9	30.95	30.83	30.36	30.9	30.78	30.62	30.84	35.64
14 - 15	30.2	30.18	30.27	29.88	29.15	30.85	30.94	29.94	30.89	34.96
15 - 16	30.36	31.45	30.07	30.28	30.23	30.38	30.21	30.48	30.29	35.36
16 - 17	30.76	30.69	30.02	30.06	31.22	30.43	31.36	30.55	30.9	35.64
17 - 18	31.57	31.88	31.74	31.12	30.83	31.75	31.64	31.43	31.7	37.38
18 - 19	31.89	32.28	32.03	31.57	33.2	32.82	31.78	32.19	32.3	38.7
19 - 20	33.69	32.78	32.11	31.12	32.17	33.21	32.9	32.38	33.06	38.54
20 - 21	31.43	32.31	31.33	31.61	32.19	33.03	32.31	31.77	32.67	38.38
21 - 22	31.2	31.54	31.9	33.05	33.31	32.92	35.74	32.2	34.33	38.8
22 - 23	34.5	34.68	32.03	34.71	33.79	34	36.75	33.94	35.38	40.2
23 - 24	32.83	35.2	34.56	36.42	34.89	33	22.86	34.78	27.93	40.68

	2022-05-16	to	2022-05-22							
	Monday	Tuesday	Wednesday	Thursday	Friday	Saturday	Sunday	Week	Weekend	Week Day 85%
Hour	2022-05-16	2022-05-17	2022-05-18	2022-05-19	2022-05-20	2022-05-21	2022-05-22	Day Avg	Avg	Avg Speed
0 - 1	31.43	39.5	34.5	42.14	36	34.15	37.86	36.71	36	42.66
1 - 2	32	42	0	39.5	37	37	32.2	30.1	34.6	35
2 - 3	0	37	32	37	32	32	27	27.6	29.5	30
3 - 4	41	40.33	30.2	32	27	33.67	42	34.11	37.83	41
4 - 5	36.75	35.88	38	35.57	37.12	36	32	36.66	34	44.5
5 - 6	33.13	33.3	35.35	35.5	37.08	33.86	36.67	34.87	35.26	41.96
6 - 7	32.48	33.34	34.4	32.74	33.1	35.11	35.91	33.21	35.51	39.86
7 - 8	31.16	30.8	31.37	30.35	31.32	31.17	32.5	31	31.84	36.98
8 - 9	30.75	30.69	30.52	29.65	30.25	31.63	32.51	30.37	32.07	35.74
9 - 10	30.22	30.96	30.68	30.82	30.8	31.05	31.84	30.7	31.44	36.34
10 - 11	31.44	30.69	30.71	30.63	31.12	31.46	30.99	30.92	31.22	36.32
11 - 12	30.86	30.99	30.92	30.23	30.18	31.01	30.81	30.64	30.91	35.78
12 - 13	30.63	30.7	30.85	31.17	30.03	30.43	30.63	30.68	30.53	35.92
13 - 14	30.82	30.27	30.29	30.45	31.03	30.79	31.5	30.57	31.15	35.66
14 - 15	30.4	30.48	29.86	29.75	29.94	31.09	30.71	30.09	30.9	35.14
15 - 16	30.86	30.17	29.89	30.04	30.88	30.53	30.63	30.37	30.58	35.28
16 - 17	30.5	30.47	29.69	30.18	30.33	30.95	31.27	30.23	31.11	35.32
17 - 18	31.54	31.17	30.81	31.68	31.64	31.7	31.68	31.37	31.69	37.26
18 - 19	31.76	31.75	32.31	31.9	32.47	34.01	31.94	32.04	32.98	38.36
19 - 20	32.72	32.07	32.69	32.24	31.43	32.24	32.31	32.23	32.27	38.64
20 - 21	30.67	30.87	31.99	32.51	33.33	32.78	33.65	31.87	33.21	38.96
21 - 22	31.87	31.5	32.91	35.33	31.55	32.92	32.48	32.63	32.7	39.44
22 - 23	36.83	33.29	31.72	34.37	31.94	32.2	32.5	33.63	32.35	39.86
23 - 24	37.17	35.67	32.83	35.92	33.59	32	32.5	35.04	32.25	41

	2022-05-23	to	2022-05-29							
	Monday	Tuesday	Wednesday	Thursday	Friday	Saturday	Sunday	Week	Weekend	Week Day 85%
Hour	2022-05-23	2022-05-24	2022-05-25	2022-05-26	2022-05-27	2022-05-28	2022-05-29	Day Avg	Avg	Avg Speed
0 - 1	47	35.33	35.33	32	32.2	40.1	34.2	36.37	37.15	43
1 - 2	34.5	37	35.33	0	37	44.5	33.33	28.77	38.92	33
2 - 3	37	37.33	34.5	27	28.67	32.83	38.25	32.9	35.54	38
3 - 4	33.5	37	30.67	27.5	28.5	29.5	36.33	31.43	32.92	38
4 - 5	32.67	40.25	38.67	34.2	34	35.33	31.62	35.96	33.48	42.76
5 - 6	34.06	35.42	35.81	34.41	36.19	32.87	37.69	35.18	35.28	42.56
6 - 7	33.05	33.67	32.05	33.34	33.42	32.49	34.96	33.11	33.72	39.66
7 - 8	31.36	31.21	30.92	31.03	31.52	31.71	35.61	31.21	33.66	37
8 - 9	30.4	30.19	29.67	30.26	30.64	31.56	31.74	30.23	31.65	35.36
9 - 10	30.28	31.68	31.41	30.58	30.28	31.18	31.06	30.85	31.12	36.36
10 - 11	30.45	30.29	30.9	30.27	30.42	31.39	31.04	30.47	31.22	35.66
11 - 12	30.31	30.9	30.64	30.12	29.88	30.73	31.2	30.37	30.96	35.44
12 - 13	29.83	30.35	30.41	0	30	31.76	31.29	24.12	31.53	28.22
13 - 14	30.71	30.67	30.13	30.31	30.94	31.55	31.04	30.55	31.29	35.62
14 - 15	30.58	30.32	29.92	30.98	30.27	30.93	30.89	30.41	30.91	35.14
15 - 16	30	30.77	30.19	30.22	30.2	30.34	30.87	30.28	30.6	35.28
16 - 17	30.45	30.69	30.5	31.09	30.62	30.96	31.33	30.67	31.15	35.88
17 - 18	31.81	30.79	31.7	31.56	31.03	31.69	31.81	31.38	31.75	37.02
18 - 19	32	32.42	32.33	32.09	32.96	32.91	32.45	32.36	32.68	38.7
19 - 20	32.74	32.44	32.1	32.73	33.29	33.35	33.35	32.66	33.35	38.78
20 - 21	31.12	32.54	32.99	31	33.62	33.77	31.38	32.25	32.58	38.56
21 - 22	31.03	32.76	31.71	33.03	32.53	32.15	33.85	32.21	33	39.6
22 - 23	29.2	33.5	33.79	32.21	32.42	32.59	33.48	32.22	33.03	39.16
23 - 24	36	34.5	37.59	35.25	32.74	34.59	34.89	35.22	34.74	41.84

	2022-05-30	to	2022-06-05							
	Monday	Tuesday	Wednesday	Thursday	Friday	Saturday	Sunday	Week	Weekend	Week Day 85%
Hour	2022-05-30	2022-05-31	2022-06-01	2022-06-02	2022-06-03	2022-06-04	2022-06-05	Day Avg	Avg	Avg Speed
0 - 1	37	36.57	34.85	35.25	41	37.09	41.33	36.93	39.21	43.16
1 - 2	47	37	37.14	0	30.33	36.7	41.17	30.3	38.93	34
2 - 3	37	34.5	32	35.5	33.67	32	37	34.53	34.5	39
3 - 4	22	27.5	30.33	38.83	34.5	27	37	30.63	32	37
4 - 5	32.64	38.58	35.36	41.17	31.2	34.5	41	35.79	37.75	42.6
5 - 6	35.45	37.75	34.72	34.27	36.68	38.18	35	35.77	36.59	43.26
6 - 7	34.82	33.62	35.17	34.08	34.25	32.81	35.54	34.39	34.17	41.82
7 - 8	31.95	31.08	30.69	30.97	32.41	30.88	31.83	31.42	31.36	37.16
8 - 9	30.88	31.54	31.07	31.77	32.5	31.34	32.84	31.55	32.09	37.74
9 - 10	31.18	30.75	30.76	31.41	31.25	31.68	30.89	31.07	31.28	36.94
10 - 11	30.68	30.52	30.3	31.38	30.52	30.41	31.74	30.68	31.08	36.4
11 - 12	30.93	30.72	30	30.74	31.22	30.43	31.39	30.72	30.91	36.42
12 - 13	31.24	30.35	30.5	30.94	30.3	31.62	31.52	30.66	31.57	36.2
13 - 14	30.2	30.77	30.5	31.31	31.46	31.31	31.53	30.85	31.42	35.98
14 - 15	31.08	30.41	29.95	31.26	31.06	31.6	31.12	30.75	31.36	36.3
15 - 16	30.93	30.62	26.69	30.67	30.84	30.23	30.54	29.95	30.38	35.36
16 - 17	30.34	30.55	30.02	30.95	30.57	30.2	30.85	30.49	30.52	35.54
17 - 18	31.62	31.05	31.95	31.44	31.77	31.8	31.73	31.57	31.76	37.38
18 - 19	30.99	32.39	32.14	32.44	33.2	32.26	30.36	32.23	31.31	38.7
19 - 20	32.17	31.62	31.69	31.3	31.85	33.46	33.01	31.73	33.23	38.12
20 - 21	32.21	32.29	31.95	31.72	33.57	32.01	33.61	32.35	32.81	38.54
21 - 22	32.3	32.38	33.2	34.25	34.02	33.77	34.52	33.23	34.15	40.28
22 - 23	34.57	36.38	35.3	34.95	32.91	33.21	33.12	34.82	33.16	43.22
23 - 24	38.67	38	33.85	31.92	34.78	34.75	35.67	35.44	35.21	44

	2022-06-06	to	2022-06-12							
	Monday	Tuesday	Wednesday	Thursday	Friday	Saturday	Sunday	Week	Weekend	Week Day 85%
Hour	2022-06-06	2022-06-07	2022-06-08	2022-06-09	2022-06-10	2022-06-11	2022-06-12	Day Avg	Avg	Avg Speed
0 - 1	27	30.67	36.17	37.14	34.86	33	37.8	33.17	35.4	41
1 - 2	33.2	37	0	38.25	30.33	44.5	32.5	27.76	38.5	30.5
2 - 3	42	33.67	37.2	32.33	27	37	38.62	34.44	37.81	39
3 - 4	32	27	30.67	27	27.5	32	37	28.83	34.5	34
4 - 5	37.92	33.84	42.55	34.22	33.1	39.83	39.62	36.33	39.73	43.82
5 - 6	35.06	35.77	32.11	35.29	34.78	34.15	35.91	34.6	35.03	42.8
6 - 7	34.73	33.36	31.74	33.51	34.88	34.33	34.44	33.64	34.39	40.04
7 - 8	30.1	30.03	30.85	30.87	30.92	32.01	34.05	30.55	33.03	36.34
8 - 9	31.52	30.59	30.44	30.12	31.29	31.5	32.38	30.79	31.94	36.26
9 - 10	30.24	31.05	31.71	30.55	30.38	31.53	32.33	30.79	31.93	36.1
10 - 11	30.61	30.57	32.09	31.07	30.22	30.37	30.64	30.91	30.51	36.22
11 - 12	30.74	30.77	31.18	30.72	30.86	31.12	30.79	30.85	30.95	36.38
12 - 13	31.67	30.2	31.21	31.56	30.81	31.16	31.68	31.09	31.42	36.62
13 - 14	30.8	30.65	31.34	30.69	31.6	30.81	31.61	31.02	31.21	36.2
14 - 15	30.15	30.51	30.41	31	30.39	30.83	31.19	30.49	31.01	35.7
15 - 16	31.12	30.06	30	30.22	30.86	30.62	30.23	30.45	30.43	35.9
16 - 17	30.25	30.5	30.27	29.93	30.25	31.3	30.95	30.24	31.13	35.18
17 - 18	31.38	31.64	30.97	31.27	31.4	32.05	32.3	31.33	32.17	37.3
18 - 19	32.14	32.93	33.01	32.37	31.45	32.84	33.38	32.38	33.11	38.52
19 - 20	33.14	31.9	31.86	32.66	32.64	31.94	33.26	32.44	32.6	38.74
20 - 21	31.46	32.79	30.53	32.04	33.81	33.82	32.12	32.12	32.97	38.48
21 - 22	34.38	32.24	35.21	33.3	31.63	30.31	30	33.35	30.15	40.28
22 - 23	30.8	34.12	34.84	33.8	31.91	29.93	34.44	33.1	32.18	40.1
23 - 24	35.7	29.7	32.67	31.56	34.5	33.29	40.33	32.82	36.81	40

	2022-06-13	to	2022-06-19							
	Monday	Tuesday	Wednesday	Thursday	Friday	Saturday	Sunday	Week	Weekend	Week Day 85%
Hour	2022-06-13	2022-06-14	2022-06-15	2022-06-16	2022-06-17	2022-06-18	2022-06-19	Day Avg	Avg	Avg Speed
0 - 1	36	39.5	42	47	42.12	34.1	30.67	41.32	32.38	46.66
1 - 2	42	33.2	37	32	39.2	30.75	32	36.68	31.38	42
2 - 3	39.5	31.33	35.75	32	34	36	38	34.52	37	39
3 - 4	25.67	32	27	40.33	29.5	37	32	30.9	34.5	41
4 - 5	37.67	35	38.42	33.89	36.54	38.3	40.33	36.3	39.32	43.26
5 - 6	34.82	33.08	34.72	35.18	34.22	39.14	33.64	34.4	36.39	43.28
6 - 7	34.99	33.03	34.23	33.14	34.2	33.54	35.7	33.92	34.62	40.58
7 - 8	31.21	30.14	31.38	31.06	31.09	32.11	31.85	30.98	31.98	36.92
8 - 9	30.43	30.29	30.75	30.19	30.15	31.63	31.81	30.36	31.72	35.78
9 - 10	31.36	30.45	31.05	31.13	31.57	31.41	31.32	31.11	31.37	36.54
10 - 11	30.86	30.98	30.95	30.64	30.93	31	29.93	30.87	30.46	36.52
11 - 12	30.89	30.41	30.33	30.69	30.95	31.33	30.82	30.65	31.08	36.16
12 - 13	30.89	30.71	27.03	31.24	30.83	30.69	31.57	30.14	31.13	35.5
13 - 14	30.42	31.09	28.95	31.26	30.23	31.65	30.65	30.39	31.15	35.68
14 - 15	29.93	30.3	30.32	30.13	31.24	30.56	30.83	30.38	30.7	35.54
15 - 16	30.78	29.15	30.25	30.7	31.35	30.87	30.31	30.45	30.59	35.7
16 - 17	30.19	30.27	30.52	30.17	31.02	30.82	31.36	30.44	31.09	35.68
17 - 18	31.53	31.45	32.37	31.48	32.72	32.43	31.69	31.91	32.06	37.98
18 - 19	31.53	31.86	30.77	31.56	32.47	32.61	31.98	31.64	32.3	37.4
19 - 20	31.99	32.84	32.21	32.18	32.98	33.47	32.76	32.44	33.11	38.94
20 - 21	31.42	33.92	33.58	31.18	32.98	33.08	34.28	32.61	33.68	38.92
21 - 22	31.06	32.02	31.33	33.85	31.69	33.98	32.52	31.99	33.25	38.4
22 - 23	39.08	35.91	31.87	33.5	31.4	30.77	35.37	34.35	33.07	41.16
23 - 24	28.9	34.29	32.17	35	33.03	34.53	37.08	32.68	35.8	39.84

	2022-06-20	to	2022-06-26							
	Monday	Tuesday	Wednesday	Thursday	Friday	Saturday	Sunday	Week	Weekend	Week Day 85%
Hour	2022-06-20	2022-06-21	2022-06-22	2022-06-23	2022-06-24	2022-06-25	2022-06-26	Day Avg	Avg	Avg Speed
0 - 1	37	39.5	35.5	*	*	*	*	37.33	*	45
1 - 2	32	37	32	*	*	*	*	33.67	*	36.67
2 - 3	44.5	33.67	27	*	*	*	*	35.06	*	45
3 - 4	32	35.67	31.7	*	*	*	*	33.12	*	40.57
4 - 5	35.12	31.62	34.75	*	*	*	*	33.83	*	40
5 - 6	36.8	35.85	35.8	*	*	*	*	36.15	*	44.67
6 - 7	33.5	32.9	32.8	*	*	*	*	33.07	*	39.17
7 - 8	30.53	31.32	31.1	*	*	*	*	30.98	*	36.83
8 - 9	30.97	31.52	31.41	*	*	*	*	31.3	*	37.17
9 - 10	31.46	30.42	31.45	*	*	*	*	31.11	*	36.87
10 - 11	30.97	31.28	31.15	*	*	*	*	31.13	*	36.5
11 - 12	31.1	31.05	30.12	*	*	*	*	30.76	*	36.1
12 - 13	31.53	30.8	31.26	*	*	*	*	31.2	*	36.4
13 - 14	31.61	30.87	*	*	*	*	*	31.24	*	37.35
14 - 15	30.16	30.11	*	*	*	*	*	30.14	*	35.05
15 - 16	31.1	30	*	*	*	*	*	30.55	*	35.8
16 - 17	31.5	26.93	*	*	*	*	*	29.21	*	33.9
17 - 18	31.2	28.52	*	*	*	*	*	29.86	*	35.4
18 - 19	32.02	31.79	*	*	*	*	*	31.9	*	38.1
19 - 20	32.29	31.78	*	*	*	*	*	32.03	*	37.95
20 - 21	30.66	33.29	*	*	*	*	*	31.97	*	38.05
21 - 22	33.22	31.49	*	*	*	*	*	32.36	*	39.45
22 - 23	32.45	32.12	*	*	*	*	*	32.29	*	41.25
23 - 24	37.71	38.67	*	*	*	*	*	38.19	*	45

Hour	Mar 2022							Week Day Avg	Weekend Avg	Week Day 85% Avg Speed
	Monday	Tuesday	Wednesday	Thursday	Friday	Saturday	Sunday			
0 - 1	33.64	26.3	36.69	36.87	36.22	35.83	32.56	33.94	34.19	40.2
1 - 2	35.6	34.2	34	30.7	39.14	38.45	36.31	34.73	37.38	41
2 - 3	33.67	34.5	43.67	38.83	25.33	36	44.1	35.2	40.05	43
3 - 4	37	35	29.5	30	38.67	35.75	32.22	34.03	33.99	40.5
4 - 5	35.79	33.71	34.39	31.17	41	37	37	35.21	37	42.82
5 - 6	34.87	32.15	34.61	33.41	35.29	35.73	35.57	34.06	35.65	41.3
6 - 7	34.87	33.84	33.39	32.88	33.39	35.21	32.69	33.67	33.95	40.9
7 - 8	31.89	31.15	31.96	32.09	35.14	34.4	34.11	32.45	34.26	38.76
8 - 9	31.14	30.39	31.1	31.47	31.6	33.37	32.25	31.14	32.81	36.96
9 - 10	30.59	30.68	30.92	31.17	30.93	30.96	31.06	30.86	31.01	36.46
10 - 11	31.45	30.57	30.77	30.71	31.2	29.51	31.11	30.94	30.31	36.34
11 - 12	30.47	31.23	30.55	30.88	31.19	31.25	30.72	30.86	30.98	36.32
12 - 13	30.64	30.8	30.81	30.85	30.32	30.89	31.87	30.68	31.38	35.94
13 - 14	31.1	30.64	30.6	31.26	31.16	31.52	30.84	30.95	31.18	36.26
14 - 15	31.03	30.29	30.58	30.46	31.2	30.67	30.85	30.71	30.76	35.76
15 - 16	30.08	30.49	30.32	30.4	30.77	30.66	31.05	30.41	30.86	35.5
16 - 17	30.7	30.39	30.61	30.83	30.48	31.18	31.61	30.6	31.4	35.76
17 - 18	30.88	30.67	30.8	30.59	30.76	31	31.28	30.74	31.14	35.94
18 - 19	31.31	31.49	31.09	31.64	31.72	31.75	32.31	31.45	32.03	37.18
19 - 20	31.67	31.25	31.45	32.27	32.56	31.52	31.45	31.84	31.49	37.94
20 - 21	31.51	32.28	31.57	32	31.95	33.03	32.73	31.86	32.88	38.14
21 - 22	32.68	33.43	32.12	31.81	32.58	33.29	31.84	32.52	32.56	39.6
22 - 23	33.6	33.75	32.15	32.93	32.43	32.21	33.27	32.97	32.74	40.38
23 - 24	35.14	33.32	33.46	33.09	32.71	33.66	31.14	33.54	32.4	40.52

Hour	Apr 2022							Week Day Avg	Weekend Avg	Week Day 85% Avg Speed
	Monday	Tuesday	Wednesday	Thursday	Friday	Saturday	Sunday			
0 - 1	36.31	34.14	34.77	37.2	39.32	32.69	35.06	36.35	33.88	44.7
1 - 2	35.27	36	33.38	37.83	37.38	36.07	33.53	35.97	34.8	43.5
2 - 3	35.75	46.17	34.45	39	36.68	33.5	44.5	38.41	39	45.02
3 - 4	32.14	30.71	34.86	35.5	38.82	34.92	43.25	34.41	39.08	44.5
4 - 5	35.43	36.91	35.15	34.53	32.96	37.46	41.44	35	39.45	42.34
5 - 6	34.42	33.68	35.11	34.21	34.21	36.96	34	34.33	35.48	41.5
6 - 7	33.31	33.43	33.87	33.53	33.46	32.14	34.82	33.52	33.48	40.66
7 - 8	31.4	31.21	31.32	31.48	31.93	32.42	33.19	31.47	32.8	37.28
8 - 9	30.8	31.05	30.68	30.56	31.2	29.91	32.14	30.86	31.02	36.62
9 - 10	30.77	30.87	30.92	30.61	31.28	30.47	31.49	30.89	30.98	36.46
10 - 11	30.68	30.37	30.28	30.7	30.82	30.84	31.68	30.57	31.26	35.92
11 - 12	30.55	30.38	30.09	30.73	30.83	30.85	31.26	30.51	31.05	35.64
12 - 13	31.37	30.84	30.88	30.71	30.49	30.85	31.39	30.86	31.12	36.08
13 - 14	30.67	30.3	30.68	30.25	30.96	30.74	30.72	30.57	30.73	35.9
14 - 15	30.6	29.99	30.46	30.07	30.59	30.57	31.05	30.34	30.81	35.36
15 - 16	30.68	30.33	30.48	30.6	30.4	30.48	30.94	30.5	30.71	35.56
16 - 17	30.73	30.42	30.84	30.39	30.88	31.01	31.14	30.65	31.08	36.02
17 - 18	31.16	31.25	31.59	31.42	31.7	31.35	32.05	31.42	31.7	37.36
18 - 19	32.4	32.04	31.54	32.13	32.18	31.9	32.36	32.06	32.13	38.36
19 - 20	31.97	31.75	31.88	31.98	32.19	32.32	32.68	31.95	32.5	38.3
20 - 21	31.94	32.08	32.04	31.76	31.65	32.55	33.12	31.89	32.83	38.46
21 - 22	32.54	32.33	33.21	33.45	32.64	32.24	32.93	32.84	32.58	39.74
22 - 23	34.17	35.24	33.97	33.17	32.85	32.25	33.84	33.88	33.04	40.46
23 - 24	31.53	34.52	33.97	34.41	33.27	33.57	35.71	33.54	34.64	41.22

Hour	May 2022							Week Day Avg	Weekend Avg	Week Day 85% Avg Speed
	Monday	Tuesday	Wednesday	Thursday	Friday	Saturday	Sunday			
0 - 1	35.35	35.2	35.42	37.62	34.47	36.54	32.66	35.61	34.6	43.64
1 - 2	37	40.25	37.83	43.25	39.73	40.5	34.31	39.61	37.4	44.84
2 - 3	37.17	36	33	35.33	32.5	30.83	33.35	34.8	32.09	37.86
3 - 4	32.89	34.91	30.35	31.11	28.14	35.12	36.1	31.48	35.61	39.34
4 - 5	34.63	38.88	36.32	37.28	35.23	37	34.29	36.47	35.64	43.6
5 - 6	33.91	34.9	35.85	35.21	36.39	34.62	35.82	35.25	35.22	43.06
6 - 7	33.41	33.38	33.3	33.12	33.16	33.57	34.78	33.27	34.17	39.84
7 - 8	31.36	30.74	30.72	30.96	31.55	32.01	32.85	31.07	32.43	36.9
8 - 9	30.68	30.24	30.09	30.27	30.64	31.55	31.3	30.38	31.43	35.88
9 - 10	30.55	30.79	30.64	30.57	30.6	30.96	30.95	30.63	30.95	36.1
10 - 11	30.78	30.49	30.62	30.64	31	31.28	31.12	30.71	31.2	36.02
11 - 12	30.62	30.82	30.7	30.42	30.38	30.95	30.65	30.59	30.8	35.9
12 - 13	30.28	30.53	30.73	30.5	30.21	31.12	30.81	30.45	30.97	35.52
13 - 14	30.56	30.46	30.47	30.47	30.71	30.97	30.82	30.53	30.89	35.52
14 - 15	30.43	30.22	29.98	30.09	29.96	30.84	30.87	30.14	30.86	35.06
15 - 16	30.45	30.48	30.04	30.21	30.52	30.53	30.47	30.34	30.5	35.26
16 - 17	30.26	30.49	30.03	30.4	30.81	30.66	31.08	30.4	30.87	35.46
17 - 18	31.58	31.15	31.52	31.28	31.22	31.56	31.64	31.35	31.6	37.18
18 - 19	31.79	32.06	32.5	31.67	32.79	32.83	32.1	32.16	32.47	38.48
19 - 20	32.74	32.22	32.38	32.06	32.53	32.45	32.8	32.38	32.63	38.7
20 - 21	31.38	31.9	32.04	32.01	33.2	32.56	32.19	32.11	32.38	38.72
21 - 22	31.61	32.29	32.39	33.63	32.4	32.55	33.35	32.46	32.95	39.3
22 - 23	34.96	34.21	33.21	33.82	32.32	32.79	34.09	33.7	33.44	40.74
23 - 24	34.42	35.47	35.22	35.58	33.22	33.48	30.74	34.78	32.11	42.24

Hour	Jun 2022							Week Day Avg	Weekend Avg	Week Day 85% Avg Speed
	Monday	Tuesday	Wednesday	Thursday	Friday	Saturday	Sunday			
0 - 1	35.44	36.56	35.8	36.5	39.3	35.31	35.65	36.72	35.48	45
1 - 2	36	34.62	36.56	37	34.36	37.11	36.67	35.71	36.89	41.3
2 - 3	42	32.5	34.58	34.2	32.12	36	38.06	35.08	37.03	39.16
3 - 4	30.1	32.12	30.78	38.1	30.25	33.43	35.89	32.27	34.66	40.5
4 - 5	37.07	33.56	38	35.83	34.36	37.68	40.13	35.76	38.91	42.54
5 - 6	35.52	35.06	34.37	35.05	35.11	37.02	34.81	35.02	35.92	43.32
6 - 7	34.4	33.09	33.44	33.43	34.53	33.59	35.33	33.78	34.46	40.24
7 - 8	30.59	30.48	31.03	30.97	31.25	31.69	32.53	30.86	32.11	36.74
8 - 9	30.95	30.79	30.91	30.66	31.12	31.49	32.34	30.89	31.91	36.7
9 - 10	31.08	30.65	31.2	31.07	31.07	31.54	31.49	31.01	31.51	36.66
10 - 11	30.82	30.96	31.07	31.07	30.57	30.6	30.66	30.9	30.63	36.46
11 - 12	30.92	30.76	30.37	30.72	31.02	30.96	30.96	30.76	30.96	36.34
12 - 13	31.35	30.57	29.46	31.2	30.65	31.15	31.6	30.65	31.37	36.06
13 - 14	30.96	30.86	30.25	31.12	31.07	31.24	31.22	30.85	31.23	36.34
14 - 15	30.08	30.3	30.23	30.81	30.87	30.98	31.04	30.46	31.01	35.62
15 - 16	31	29.75	28.91	30.53	31.03	30.56	30.35	30.24	30.46	35.66
16 - 17	30.64	29.34	30.26	30.32	30.6	30.78	31.07	30.23	30.93	35.46
17 - 18	31.36	30.47	31.78	31.39	31.97	32.07	31.9	31.39	31.99	37.38
18 - 19	31.88	32.21	31.95	32.07	32.31	32.56	32	32.08	32.28	38.22
19 - 20	32.47	32.18	31.91	32.07	32.57	32.88	32.99	32.24	32.94	38.6
20 - 21	31.18	33.35	32.16	31.59	33.41	32.91	33.29	32.34	33.1	38.72
21 - 22	32.9	31.9	32.84	33.83	32.38	32.22	32.3	32.77	32.26	40.04
22 - 23	33.42	34.29	34.16	34.03	32.02	31.18	34.35	33.58	32.76	41.3
23 - 24	33.7	33.43	33.26	32.71	33.94	34.19	37.39	33.41	35.79	41.66

	2022-03-14	to	2022-03-20							
	Monday	Tuesday	Wednesday	Thursday	Friday	Saturday	Sunday	Week	Weekend	Week Day 85%
Hour	2022-03-14	2022-03-15	2022-03-16	2022-03-17	2022-03-18	2022-03-19	2022-03-20	Day Avg	Avg	Avg Speed
0 - 1	*	*	40	45	48.3	46.7	40	44.43	43.35	44.43
1 - 2	*	*	50	35	35	47.5	45	40	46.25	40
2 - 3	*	*	55	0	30	40	52.5	28.33	46.25	28.33
3 - 4	*	*	35	40	50	35	37.5	41.67	36.25	41.67
4 - 5	*	*	35	55	50	0	35	46.67	17.5	46.67
5 - 6	*	*	42.5	42.5	42.5	45	30	42.5	37.5	42.5
6 - 7	*	*	42.8	45	40	43.8	50	42.6	46.9	42.6
7 - 8	*	*	38.6	39.8	40	43.6	43	39.47	43.3	39.47
8 - 9	*	*	36.5	38.1	37.1	39.5	39.2	37.23	39.35	37.23
9 - 10	*	*	36.9	37.6	36.5	36.3	38.5	37	37.4	37
10 - 11	*	*	36.4	37	36.4	35.9	37.3	36.6	36.6	36.6
11 - 12	*	*	34.8	36.6	36.9	37	36.8	36.1	36.9	36.1
12 - 13	*	*	35.8	36.8	34.9	36.4	37.6	35.83	37	35.83
13 - 14	*	*	35.8	37.3	37.1	37.6	36.8	36.73	37.2	36.73
14 - 15	*	*	35	34.8	37.4	34.9	36.4	35.73	35.65	35.73
15 - 16	*	*	34.7	35.5	36.5	35.7	36.6	35.57	36.15	35.57
16 - 17	*	34.8	34.8	36.6	36.6	37.1	37	35.7	37.05	35.7
17 - 18	*	34.8	35.3	35	36.6	36.9	37.1	35.42	37	35.42
18 - 19	*	36.7	36.5	36.7	37.5	38.6	38.6	36.85	38.6	36.85
19 - 20	*	37.3	37.1	38.2	37.8	38	36.6	37.6	37.3	37.6
20 - 21	*	39.3	37.5	38.2	37.4	40	36.7	38.1	38.35	38.1
21 - 22	*	42.1	39.6	38.2	36.7	41.7	39.2	39.15	40.45	39.15
22 - 23	*	38.6	38.3	40.7	40.6	37.8	40	39.55	38.9	39.55
23 - 24	*	38.3	40	38.3	38.1	44	40	38.67	42	38.67

	2022-03-21	to	2022-03-27							
	Monday	Tuesday	Wednesday	Thursday	Friday	Saturday	Sunday	Week	Weekend	Week Day 85%
Hour	2022-03-21	2022-03-22	2022-03-23	2022-03-24	2022-03-25	2022-03-26	2022-03-27	Day Avg	Avg	Avg Speed
0 - 1	38.8	30	45	40	35	42.5	41.7	37.76	42.1	37.76
1 - 2	40	35	40	45	55	45	42.5	43	43.75	43
2 - 3	35	0	0	50	30	45	50	23	47.5	23
3 - 4	40	35	40	30	40	45	35	37	40	37
4 - 5	45	30	40	30	50	40	55	39	47.5	39
5 - 6	40	40	40	42.5	43.3	38.8	45	41.16	41.9	41.16
6 - 7	43.1	41.2	40	40	42.5	43.8	35	41.36	39.4	41.36
7 - 8	39.8	39.2	41.4	40.4	43.1	41.7	41.4	40.78	41.55	40.78
8 - 9	38.7	36.7	37.4	39.2	37.6	40	38.1	37.92	39.05	37.92
9 - 10	36.1	36.5	36.9	36.7	37	38.4	36	36.64	37.2	36.64
10 - 11	37.3	35.8	37.2	35.9	36.9	34.4	36.9	36.62	35.65	36.62
11 - 12	36.4	37.3	36.4	36.7	36.5	37.8	36.1	36.66	36.95	36.66
12 - 13	35.2	36.2	36.9	35.6	36.1	36.9	38.4	36	37.65	36
13 - 14	37.5	36	36	36.8	35.6	37.1	36.4	36.38	36.75	36.38
14 - 15	37.8	35.3	36.4	36.4	36.2	36.5	37.5	36.42	37	36.42
15 - 16	34.9	36.5	34.9	34.6	36.5	36.1	35.1	35.48	35.6	35.48
16 - 17	36	36.4	35	36.1	34.8	36.1	37.1	35.66	36.6	35.66
17 - 18	36.5	35.2	34.6	34.8	36.2	35.7	37	35.46	36.35	35.46
18 - 19	37	37.7	36.2	37.4	37.5	37.3	39	37.16	38.15	37.16
19 - 20	37.9	36.9	38.1	38.3	39	36.5	38.5	38.04	37.5	38.04
20 - 21	37.5	38.6	37.5	37.1	38.9	38.3	40	37.92	39.15	37.92
21 - 22	40	39.1	39.3	38.9	40	39.3	38.8	39.46	39.05	39.46
22 - 23	42.5	41	38.8	37.5	38.6	38.2	42.5	39.68	40.35	39.68
23 - 24	41.7	40	42.5	37.5	41.7	40	40	40.68	40	40.68

	2022-03-28	to	2022-04-03							
	Monday	Tuesday	Wednesday	Thursday	Friday	Saturday	Sunday	Week	Weekend	Week Day 85%
Hour	2022-03-28	2022-03-29	2022-03-30	2022-03-31	2022-04-01	2022-04-02	2022-04-03	Day Avg	Avg	Avg Speed
0 - 1	40	25	45	45	50	40	40	41	40	41
1 - 2	45	35	30	30	35	50	38.3	35	44.15	35
2 - 3	40	40	45	35	30	30	50	38	40	38
3 - 4	45	45	30	0	55	35	65	35	50	35
4 - 5	40	42.5	45	37.5	35	45	50	40	47.5	40
5 - 6	45	37.5	40	38.3	39.4	45	45	40.04	45	40.04
6 - 7	41.4	41.2	39.2	36.7	40	36.7	40	39.7	38.35	39.7
7 - 8	37.2	34.9	36.8	34.9	35.8	40.6	41.7	35.92	41.15	35.92
8 - 9	35.5	34.9	36.8	34.9	37.2	37.6	38.5	35.86	38.05	35.86
9 - 10	35.7	34.8	35.6	37.4	37.1	36	39	36.12	37.5	36.12
10 - 11	36.8	35.5	34.7	35.3	35.8	37.2	37.7	35.62	37.45	35.62
11 - 12	35.5	35.4	35.9	0	0	0	37.6	21.36	18.8	21.36
12 - 13	35.8	35.8	36.1	0	0	36.9	36.6	21.54	36.75	21.54
13 - 14	34.8	35.9	34.7	0	0	36.3	35	21.08	35.65	21.08
14 - 15	34.9	34.5	34.9	35.5	35.2	35.9	35.3	35	35.6	35
15 - 16	34.8	34.9	35.9	36.6	34.8	35.7	37	35.4	36.35	35.4
16 - 17	35.5	34.7	37	36.8	36.8	35.7	35.9	36.16	35.8	36.16
17 - 18	37	37.6	37.2	37.8	38.5	37.3	37.9	37.62	37.6	37.62
18 - 19	37.8	37.3	37.6	38.2	38.8	39	38.6	37.94	38.8	37.94
19 - 20	37.4	37.2	38	40	40.4	36.4	38.9	38.6	37.65	38.6
20 - 21	38.8	39.5	36	39.4	39.1	41	38.8	38.56	39.9	38.56
21 - 22	39.2	42	38.9	38.3	40	40.8	37.5	39.68	39.15	39.68
22 - 23	42.5	44	41.7	47.5	41.7	38.1	40	43.48	39.05	43.48
23 - 24	45	45	42.5	40	42.5	37	40	43	38.5	43

	2022-04-04	to	2022-04-10							
	Monday	Tuesday	Wednesday	Thursday	Friday	Saturday	Sunday	Week	Weekend	Week Day 85%
Hour	2022-04-04	2022-04-05	2022-04-06	2022-04-07	2022-04-08	2022-04-09	2022-04-10	Day Avg	Avg	Avg Speed
0 - 1	35	45	40	0	57.5	40	40	35.5	40	35.5
1 - 2	35	30	35	0	0	50	35	20	42.5	20
2 - 3	40	0	38.3	0	0	50	45	15.66	47.5	15.66
3 - 4	42.5	30	40	60	60	55	45	46.5	50	46.5
4 - 5	40	42.5	40	40	35	40	50	39.5	45	39.5
5 - 6	40	40	40	40	41.2	48.3	42.5	40.24	45.4	40.24
6 - 7	40	39.8	40.7	39.3	39.8	42.9	45	39.92	43.95	39.92
7 - 8	37.1	35.2	38.1	37.4	38.4	38.5	39.1	37.24	38.8	37.24
8 - 9	36	36.8	36.1	34.9	36.8	37.9	39.4	36.12	38.65	36.12
9 - 10	37.1	34.9	37.3	36	36.8	37.2	36.3	36.42	36.75	36.42
10 - 11	36.9	35.9	36.4	36.2	36.2	36.4	37.7	36.32	37.05	36.32
11 - 12	35.3	35	0	36.2	35.7	36.9	36.9	28.44	36.9	28.44
12 - 13	37.4	35.5	0	0	36	35	37.1	21.78	36.05	21.78
13 - 14	36.7	36	37.5	36.9	37.1	35.4	36.6	36.84	36	36.84
14 - 15	35.4	35.5	35.1	34.8	35.2	36	37.1	35.2	36.55	35.2
15 - 16	35.9	36.2	36.3	37	34.8	35.1	34.8	36.04	34.95	36.04
16 - 17	36.7	36.7	36.8	36.1	36.1	37.3	34.9	36.48	36.1	36.48
17 - 18	36.7	37.3	37.2	38.2	37.4	36.7	37	37.36	36.85	37.36
18 - 19	39.2	37.1	37.4	38.4	37.5	37.8	37.7	37.92	37.75	37.92
19 - 20	38.2	38.5	37.1	38.5	39.7	38.8	37.8	38.4	38.3	38.4
20 - 21	37.9	39.1	38.7	36.8	38.1	37	40.8	38.12	38.9	38.12
21 - 22	38.6	40.7	40.7	41.7	39	40	38.9	40.14	39.45	40.14
22 - 23	38.3	40	40	38.6	38.3	37.7	41.7	39.04	39.7	39.04
23 - 24	50	47.5	42.5	40	38.8	37.5	45	43.76	41.25	43.76

	2022-04-11	to	2022-04-17							
	Monday	Tuesday	Wednesday	Thursday	Friday	Saturday	Sunday	Week	Weekend	Week Day 85%
Hour	2022-04-11	2022-04-12	2022-04-13	2022-04-14	2022-04-15	2022-04-16	2022-04-17	Day Avg	Avg	Avg Speed
0 - 1	45	40	50	45	45	40	50	45	45	45
1 - 2	40	45	35	50	50	40	35	44	37.5	44
2 - 3	40	40	40	45	50	45	70	43	57.5	43
3 - 4	30	35	40	0	45	35	35	30	35	30
4 - 5	55	42.5	40	40	47.5	45	50	45	47.5	45
5 - 6	45	38.2	43	43	42.5	45	43.8	42.34	44.4	42.34
6 - 7	41.5	40.4	42.3	41	45	38.6	45	42.04	41.8	42.04
7 - 8	37.2	37.2	38.4	38.5	39.1	37.8	41.1	38.08	39.45	38.08
8 - 9	37.6	36.9	36.6	37.6	38.5	31.5	38	37.44	34.75	37.44
9 - 10	36.5	37	36.6	37.1	37.6	35.9	37.5	36.96	36.7	36.96
10 - 11	36.1	35.8	34.7	36.5	36.9	36.3	36.8	36	36.55	36
11 - 12	34.7	35	34.7	36.9	37.1	36.3	36.7	35.68	36.5	35.68
12 - 13	37.2	36.4	35.3	37.1	35.7	36.3	37.8	36.34	37.05	36.34
13 - 14	36.6	34.9	36.7	35.2	36.9	37.6	36.9	36.06	37.25	36.06
14 - 15	36.5	34.9	36.7	34.9	36.6	36.5	36.5	35.92	36.5	35.92
15 - 16	34.9	35.9	35	36	34.9	34.9	36.9	35.34	35.9	35.34
16 - 17	35	36.5	36.6	35	36.9	36.3	36.5	36	36.4	36
17 - 18	37.3	37.1	38.4	37.6	38.4	37.2	38.5	37.76	37.85	37.76
18 - 19	38.4	38.1	38.6	38.7	38.3	38	38.3	38.42	38.15	38.42
19 - 20	38.8	37.6	38.9	38.5	38.2	38.7	39.2	38.4	38.95	38.4
20 - 21	37.5	40	38.8	38.8	38	39.2	39.2	38.62	39.2	38.62
21 - 22	40	35	39.4	41.2	40.8	38.1	42.5	39.28	40.3	39.28
22 - 23	43.8	39.2	37.5	39.5	41.7	40	38	40.34	39	40.34
23 - 24	35	35	40	45	42.5	40	43.8	39.5	41.9	39.5

	2022-04-18	to	2022-04-24							
	Monday	Tuesday	Wednesday	Thursday	Friday	Saturday	Sunday	Week	Weekend	Week Day 85%
Hour	2022-04-18	2022-04-19	2022-04-20	2022-04-21	2022-04-22	2022-04-23	2022-04-24	Day Avg	Avg	Avg Speed
0 - 1	40	50	35	43.3	45	38.3	40	42.66	39.15	42.66
1 - 2	50	0	50	30	40	35	45	34	40	34
2 - 3	0	65	40	50	35	35	0	38	17.5	38
3 - 4	35	30	45	30	0	35	40	28	37.5	28
4 - 5	45	47.5	42.5	42.5	40	47.5	65	43.5	56.25	43.5
5 - 6	35	42.5	46.7	42	40	43	40	41.24	41.5	41.24
6 - 7	42	40.4	40	40.5	41.2	40.7	45	40.82	42.85	40.82
7 - 8	38.2	36.6	38.2	37.7	37.7	38.9	39.5	37.68	39.2	37.68
8 - 9	38.6	36.4	37.2	37	37.6	36.2	37.9	37.36	37.05	37.36
9 - 10	36.4	36.3	36.4	36.4	36.6	35	37.7	36.42	36.35	36.42
10 - 11	36.5	35.7	35.7	36.1	36.1	36.2	38.8	36.02	37.5	36.02
11 - 12	36.7	35	36.7	35.7	35.9	36.5	38.3	36	37.4	36
12 - 13	37.5	36.4	37.2	35.8	35.4	36.1	36.3	36.46	36.2	36.46
13 - 14	37.5	35.4	36.1	34.6	35.2	36.7	35.9	35.76	36.3	35.76
14 - 15	35.8	35.4	36.3	34.9	36.7	35.5	36.4	35.82	35.95	35.82
15 - 16	35.7	36	36.4	35.8	36	35.9	36.5	35.98	36.2	35.98
16 - 17	35.4	34.7	36.9	35	36.7	37.3	37.3	35.74	37.3	35.74
17 - 18	37.7	37.3	37.4	37.7	36.8	37.4	37.8	37.38	37.6	37.38
18 - 19	38	39	36.5	38.2	39.1	38.6	41.6	38.16	40.1	38.16
19 - 20	38.3	37.7	38.6	38	38.9	39.4	40	38.3	39.7	38.3
20 - 21	39	38.2	38	38.2	38.9	35.8	39.5	38.46	37.65	38.46
21 - 22	38.8	40.8	39.7	43	37.9	36.7	41.2	40.04	38.95	40.04
22 - 23	40	45	45	42.5	39.2	40	45	42.34	42.5	42.34
23 - 24	37.5	40	40	40	39	42.5	30	39.3	36.25	39.3

	2022-04-25	to	2022-05-01							
	Monday	Tuesday	Wednesday	Thursday	Friday	Saturday	Sunday	Week	Weekend	Week Day 85%
Hour	2022-04-25	2022-04-26	2022-04-27	2022-04-28	2022-04-29	2022-04-30	2022-05-01	Day Avg	Avg	Avg Speed
0 - 1	45	50	0	30	45	38.8	37.5	34	38.15	34
1 - 2	40	45	40	45	35	35	30	41	32.5	41
2 - 3	40	55	40	40	35	50	40	42	45	42
3 - 4	30	45	50	50	55	35	40	46	37.5	46
4 - 5	45	38.8	45	42.5	40	50	37.5	42.26	43.75	42.26
5 - 6	41.9	40	42.5	42	43.1	45	45	41.9	45	41.9
6 - 7	39.3	39.8	41.6	41.2	42.2	37.7	40	40.82	38.85	40.82
7 - 8	35.9	37	34.9	34.9	38.3	38.5	37.9	36.2	38.2	36.2
8 - 9	34.8	36.7	34.8	34.8	36.3	37.5	36.6	35.48	37.05	35.48
9 - 10	35	36.2	35.9	35	36.7	36.7	35	35.76	35.85	35.76
10 - 11	34.9	34.5	36.1	35.3	35.8	36.6	36.9	35.32	36.75	35.32
11 - 12	35.4	35.4	34.8	35	35.5	36.2	34.6	35.22	35.4	35.22
12 - 13	36.8	34.9	36.2	34.7	34.6	35.6	35.7	35.44	35.65	35.44
13 - 14	34.8	34.4	34.6	34.8	36.3	35.6	36.4	34.98	36	34.98
14 - 15	34.6	34.4	34.3	34.6	35.3	35.9	36.3	34.64	36.1	34.64
15 - 16	35.6	34.8	35.4	34.7	35.9	34.9	35.2	35.28	35.05	35.28
16 - 17	36.7	35.2	34.9	36.2	35	36.9	35.4	35.6	36.15	35.6
17 - 18	36.6	36.4	37.3	36.3	37.4	36.4	36.7	36.8	36.55	36.8
18 - 19	39	39	38.5	38.6	38.1	37.4	38	38.64	37.7	38.64
19 - 20	39.2	37.5	37.8	38	37.7	38.1	38.3	38.04	38.2	38.04
20 - 21	38.6	38.6	38.5	39.7	36.8	41.4	38.1	38.44	39.75	38.44
21 - 22	38.9	39.3	37.1	38.6	38.9	41.2	37.9	38.56	39.55	38.56
22 - 23	40	43.3	39.2	40	39.5	37.9	39.5	40.4	38.7	40.4
23 - 24	37.5	45	45	45	42.5	40	45	43	42.5	43

	2022-05-02	to	2022-05-08							
	Monday	Tuesday	Wednesday	Thursday	Friday	Saturday	Sunday	Week	Weekend	Week Day 85%
Hour	2022-05-02	2022-05-03	2022-05-04	2022-05-05	2022-05-06	2022-05-07	2022-05-08	Day Avg	Avg	Avg Speed
0 - 1	35	35	40	45	40	43.3	36.7	39	40	39
1 - 2	35	50	40	50	50	50	50	45	50	45
2 - 3	40	40	35	40	35	30	35	38	32.5	38
3 - 4	37.5	35	30	30	37.5	50	30	34	40	34
4 - 5	40	45	37.5	45	40	45	55	41.5	50	41.5
5 - 6	38.3	41.2	44.2	44.3	44.3	45	45	42.46	45	42.46
6 - 7	39.4	39.7	39.5	40	39.4	39.4	41.7	39.6	40.55	39.6
7 - 8	38.1	34.5	35.9	37	38.1	39.2	38.8	36.72	39	36.72
8 - 9	37.1	34.1	34.8	36.8	35.7	37.1	37.6	35.7	37.35	35.7
9 - 10	35.1	34.8	34.7	35.6	35.5	37.4	36.4	35.14	36.9	35.14
10 - 11	36.1	35.5	34.8	35.4	36.6	37.5	36.9	35.68	37.2	35.68
11 - 12	35.7	35.2	35.7	37	35.9	37.1	37	35.9	37.05	35.9
12 - 13	34.4	34.5	35.1	35.3	34.8	37.3	37.1	34.82	37.2	34.82
13 - 14	36.1	34.7	35	35.5	34.9	36.2	36.2	35.24	36.2	35.24
14 - 15	35.2	34.5	35.4	34.6	34.9	36	35.8	34.92	35.9	34.92
15 - 16	35.1	34.4	34.9	34.7	35.7	36.3	35.6	34.96	35.95	34.96
16 - 17	34.4	35.5	34.9	35	36.8	36	37.6	35.32	36.8	35.32
17 - 18	36.7	36.3	37.8	35.8	37.6	35.8	37.6	36.84	36.7	36.84
18 - 19	39.2	37.3	39.3	36.6	38.3	38.2	38.5	38.14	38.35	38.14
19 - 20	38.6	39.6	39.5	38.8	40.9	37.1	39.6	39.48	38.35	39.48
20 - 21	36.9	39.5	40.8	39.7	39.4	37.2	38.1	39.26	37.65	39.26
21 - 22	38.6	39.4	40	41	38.3	38.2	42	39.46	40.1	39.46
22 - 23	43.3	40	45	41.2	37	40	45	41.3	42.5	41.3
23 - 24	32.5	40	35	42.5	38.6	40	30	37.72	35	37.72

	2022-05-09	to	2022-05-15							
	Monday	Tuesday	Wednesday	Thursday	Friday	Saturday	Sunday	Week	Weekend	Week Day 85%
Hour	2022-05-09	2022-05-10	2022-05-11	2022-05-12	2022-05-13	2022-05-14	2022-05-15	Day Avg	Avg	Avg Speed
0 - 1	50	0	40	50	40	47.5	40	36	43.75	36
1 - 2	65	0	55	50	45	45	40	43	42.5	43
2 - 3	40	40	35	45	45	55	45	41	50	41
3 - 4	30	0	35	37.5	35	45	40	27.5	42.5	27.5
4 - 5	40	55	39.3	50	40	45	55	44.86	50	44.86
5 - 6	42.9	43	45	43.8	44.2	40	40	43.78	40	43.78
6 - 7	39.3	40.3	39.3	40.4	40.4	39.4	41.2	39.94	40.3	39.94
7 - 8	36.4	36.5	36.6	36.5	38.1	38.8	40.6	36.82	39.7	36.82
8 - 9	36.2	36.2	35.9	35.9	37.4	37.7	36.9	36.32	37.3	36.32
9 - 10	35.3	35.4	36.2	35.4	36.8	36.8	37	35.82	36.9	35.82
10 - 11	36.8	36.7	36.2	35.2	37	37.5	37.6	36.38	37.55	36.38
11 - 12	36.2	36.5	35.9	35.9	36.3	36.5	35.6	36.16	36.05	36.16
12 - 13	35	37.8	36.2	35	36.4	36.7	36.5	36.08	36.6	36.08
13 - 14	34.6	36.5	35.9	36.1	35.1	36.5	35.9	35.64	36.2	35.64
14 - 15	35.8	35.1	35.1	34.6	34.2	36.5	36.8	34.96	36.65	34.96
15 - 16	35.3	36.5	34.9	35.3	34.8	35.9	35.5	35.36	35.7	35.36
16 - 17	35.5	36	35.1	35.1	36.5	36.4	37	35.64	36.7	35.64
17 - 18	38	38.3	37.7	36.1	36.8	37.5	37.8	37.38	37.65	37.38
18 - 19	37.4	39.2	39.3	37.8	39.8	38.7	37.6	38.7	38.15	38.7
19 - 20	40.4	39	38.5	36.6	38.2	40.4	38.9	38.54	39.65	38.54
20 - 21	38	41.2	37	36.8	38.9	38.4	40	38.38	39.2	38.38
21 - 22	39.3	37.5	38.2	39.4	39.6	39.4	45	38.8	42.2	38.8
22 - 23	40	40	37.5	42.5	41	42.5	40	40.2	41.25	40.2
23 - 24	40	40	39.2	41.7	42.5	40	30	40.68	35	40.68

	2022-05-16	to	2022-05-22							
	Monday	Tuesday	Wednesday	Thursday	Friday	Saturday	Sunday	Week	Weekend	Week Day 85%
Hour	2022-05-16	2022-05-17	2022-05-18	2022-05-19	2022-05-20	2022-05-21	2022-05-22	Day Avg	Avg	Avg Speed
0 - 1	40	45	40	48.3	40	42.5	48.3	42.66	45.4	42.66
1 - 2	40	45	0	45	45	40	35	35	37.5	35
2 - 3	0	40	35	40	35	40	30	30	35	30
3 - 4	45	55	35	40	30	40	45	41	42.5	41
4 - 5	40	40	45	47.5	50	40	40	44.5	40	44.5
5 - 6	39.4	40	42.5	42.9	45	43.8	45	41.96	44.4	41.96
6 - 7	38.6	39.8	41.5	39	40.4	41	43.8	39.86	42.4	39.86
7 - 8	37.5	36.7	36.9	36.1	37.7	36.9	41.8	36.98	39.35	36.98
8 - 9	35.4	36.6	36	35	35.7	37.6	39.2	35.74	38.4	35.74
9 - 10	35.6	36.8	36.4	36.5	36.4	36.6	38.1	36.34	37.35	36.34
10 - 11	37.2	36.1	35.5	36.5	36.3	37.5	36.7	36.32	37.1	36.32
11 - 12	36.3	36.7	36	34.9	35	36.6	36.2	35.78	36.4	35.78
12 - 13	36.5	36.6	35.8	35.9	34.8	36	36.2	35.92	36.1	35.92
13 - 14	36	35	35.1	35.3	36.9	35.6	37.5	35.66	36.55	35.66
14 - 15	35.4	35.3	34.8	35.5	34.7	36.6	35.6	35.14	36.1	35.14
15 - 16	36	34.9	34.5	34.8	36.2	35.8	36	35.28	35.9	35.28
16 - 17	36.1	35.7	34.5	35	35.3	36.6	37.7	35.32	37.15	35.32
17 - 18	37	36.8	36.5	38	38	37.7	37.4	37.26	37.55	37.26
18 - 19	37.6	38.5	38.1	38.9	38.7	40.7	38.1	38.36	39.4	38.36
19 - 20	38.8	39.1	38.6	38.8	37.9	38.6	39.3	38.64	38.95	38.64
20 - 21	37.5	36.9	38.8	40.5	41.1	40.8	42.5	38.96	41.65	38.96
21 - 22	37.7	37.5	40	43.1	38.9	38.8	42.5	39.44	40.65	39.44
22 - 23	40	39	38.6	41.7	40	39.2	40	39.86	39.6	39.86
23 - 24	43.3	40	40	40	41.7	40	37.5	41	38.75	41

	2022-05-23	to	2022-05-29							
	Monday	Tuesday	Wednesday	Thursday	Friday	Saturday	Sunday	Week	Weekend	Week Day 85%
Hour	2022-05-23	2022-05-24	2022-05-25	2022-05-26	2022-05-27	2022-05-28	2022-05-29	Day Avg	Avg	Avg Speed
0 - 1	50	50	40	35	40	47.5	41.2	43	44.35	43
1 - 2	40	45	40	0	40	65	40	33	52.5	33
2 - 3	45	40	40	30	35	42.5	45	38	43.75	38
3 - 4	40	50	40	30	30	35	45	38	40	38
4 - 5	40	50	45	38.8	40	40	35	42.76	37.5	42.76
5 - 6	41.4	43.8	43.1	41	43.5	41.7	43	42.56	42.35	42.56
6 - 7	39.3	39.6	38.8	41	39.6	40	40	39.66	40	39.66
7 - 8	37	37.9	36.2	37	36.9	38.4	42.1	37	40.25	37
8 - 9	34.9	35.5	34.7	35.6	36.1	37.8	38.2	35.36	38	35.36
9 - 10	35.5	37.4	37.4	35.7	35.8	37.5	37.2	36.36	37.35	36.36
10 - 11	36.3	34.8	36.4	34.9	35.9	37.5	36	35.66	36.75	35.66
11 - 12	35	36.3	36	35	34.9	36.7	37.5	35.44	37.1	35.44
12 - 13	34.8	35.2	36.1	0	35	38.3	37.2	28.22	37.75	28.22
13 - 14	35.5	35.6	34.8	35.9	36.3	37.5	36.5	35.62	37	35.62
14 - 15	35	34.8	34.8	36	35.1	36.5	36.9	35.14	36.7	35.14
15 - 16	35	35.7	35	35.2	35.5	36.8	35.6	35.28	36.2	35.28
16 - 17	35.3	36.3	35.7	36.8	35.3	36.9	37.4	35.88	37.15	35.88
17 - 18	37.4	36.4	37.1	37.5	36.7	37.7	38.3	37.02	38	37.02
18 - 19	38.5	38.8	38.8	38	39.4	39.2	38.7	38.7	38.95	38.7
19 - 20	38.2	38.9	38.5	39.2	39.1	39.5	39.3	38.78	39.4	38.78
20 - 21	36.7	39.4	39.6	38.1	39	40.8	37.3	38.56	39.05	38.56
21 - 22	40.8	39.4	39.2	39.6	39	38.2	40	39.6	39.1	39.6
22 - 23	35	42.5	45	35	38.3	40.8	42.5	39.16	41.65	39.16
23 - 24	40	40	46.7	42.5	40	42.5	50	41.84	46.25	41.84

	2022-05-30	to	2022-06-05							
	Monday	Tuesday	Wednesday	Thursday	Friday	Saturday	Sunday	Week	Weekend	Week Day 85%
Hour	2022-05-30	2022-05-31	2022-06-01	2022-06-02	2022-06-03	2022-06-04	2022-06-05	Day Avg	Avg	Avg Speed
0 - 1	45	43.3	42.5	40	45	43.3	51.7	43.16	47.5	43.16
1 - 2	50	40	45	0	35	43.3	50	34	46.65	34
2 - 3	40	40	35	40	40	35	40	39	37.5	39
3 - 4	30	30	40	45	40	30	40	37	35	37
4 - 5	38.8	45	39.2	55	35	40	45	42.6	42.5	42.6
5 - 6	43.1	43.6	43.1	42.5	44	45	40	43.26	42.5	43.26
6 - 7	42.3	40.8	42.7	40	43.3	40.8	43	41.82	41.9	41.82
7 - 8	37.9	36.5	35.7	37.2	38.5	37.2	37.9	37.16	37.55	37.16
8 - 9	36.4	37.6	37.4	38.4	38.9	37.3	39.5	37.74	38.4	37.74
9 - 10	37.1	36.2	36.8	37.2	37.4	37.6	37.7	36.94	37.65	36.94
10 - 11	36.4	35.9	36.5	37.3	35.9	35.7	38.2	36.4	36.95	36.4
11 - 12	37.1	36.1	35.2	36.3	37.4	35.9	37.2	36.42	36.55	36.42
12 - 13	36.4	36.4	35.7	36	36.5	37.5	37.7	36.2	37.6	36.2
13 - 14	34.8	36.2	35	37.2	36.7	37	36.8	35.98	36.9	35.98
14 - 15	37.4	35.6	34.8	37.1	36.6	36.9	37.1	36.3	37	36.3
15 - 16	36.9	35.9	31.3	36.3	36.4	34.9	34.9	35.36	34.9	35.36
16 - 17	35	35.4	34.9	36.6	35.8	34.8	36.7	35.54	35.75	35.54
17 - 18	37.1	37	37.6	37.6	37.6	38.1	38.6	37.38	38.35	37.38
18 - 19	37.6	39.3	37.8	39.1	39.7	38.5	37.7	38.7	38.1	38.7
19 - 20	38.1	38	38.3	38.2	38	39.1	39.8	38.12	39.45	38.12
20 - 21	37.8	38.5	38.1	38.3	40	38.8	40	38.54	39.4	38.54
21 - 22	39.2	38.3	39.1	43.1	41.7	39.4	40	40.28	39.7	40.28
22 - 23	45	43.3	43.3	43.3	41.2	41	39.2	43.22	40.1	43.22
23 - 24	50	46.7	43	38.3	42	40	40	44	40	44

	2022-06-06	to	2022-06-12							
	Monday	Tuesday	Wednesday	Thursday	Friday	Saturday	Sunday	Week	Weekend	Week Day 85%
Hour	2022-06-06	2022-06-07	2022-06-08	2022-06-09	2022-06-10	2022-06-11	2022-06-12	Day Avg	Avg	Avg Speed
0 - 1	30	35	42.5	52.5	45	40	42.5	41	41.25	41
1 - 2	35	40	0	42.5	35	50	35	30.5	42.5	30.5
2 - 3	45	40	40	35	35	47.5	43.3	39	45.4	39
3 - 4	40	30	40	30	30	40	42.5	34	41.25	34
4 - 5	45	43.3	50	42.5	38.3	45	52.5	43.82	48.75	43.82
5 - 6	43.3	43.3	40	43.8	43.6	38.8	40	42.8	39.4	42.8
6 - 7	40.6	39.5	38.1	39.8	42.2	42.5	45	40.04	43.75	40.04
7 - 8	35.3	36.1	36.7	36.5	37.1	38.6	41	36.34	39.8	36.34
8 - 9	37	35.9	36.2	35.3	36.9	37.9	38.4	36.26	38.15	36.26
9 - 10	34.7	37	37.1	35.8	35.9	37.6	39	36.1	38.3	36.1
10 - 11	35.8	36.2	37.4	36.6	35.1	36	35.9	36.22	35.95	36.22
11 - 12	35.6	36.8	37	36.5	36	37.2	36.3	36.38	36.75	36.38
12 - 13	37.4	35.6	37.1	37.1	35.9	37	37.7	36.62	37.35	36.62
13 - 14	36.3	35	37	35.1	37.6	36.6	36.9	36.2	36.75	36.2
14 - 15	35.9	35	35.7	36.5	35.4	36.6	36.4	35.7	36.5	35.7
15 - 16	36.4	35.1	35.8	35.6	36.6	36.2	36.2	35.9	36.2	35.9
16 - 17	35.2	35.2	35	34.9	35.6	36.7	35.5	35.18	36.1	35.18
17 - 18	36.8	37.5	37.1	37.3	37.8	38.1	38.4	37.3	38.25	37.3
18 - 19	38.8	38.9	38.9	38.3	37.7	39.4	39.4	38.52	39.4	38.52
19 - 20	39.2	37.6	38.7	38.8	39.4	38.4	39.2	38.74	38.8	38.74
20 - 21	37.9	39.5	36.7	38.7	39.6	40	39.2	38.48	39.6	38.48
21 - 22	41.7	38.3	44.2	38.3	38.9	36	37	40.28	36.5	40.28
22 - 23	38	41.7	42	38.8	40	34.4	43.8	40.1	39.1	40.1
23 - 24	40	35	41.7	40	43.3	40	50	40	45	40

	2022-06-13	to	2022-06-19							
	Monday	Tuesday	Wednesday	Thursday	Friday	Saturday	Sunday	Week	Weekend	Week Day 85%
Hour	2022-06-13	2022-06-14	2022-06-15	2022-06-16	2022-06-17	2022-06-18	2022-06-19	Day Avg	Avg	Avg Speed
0 - 1	40	43.3	50	50	50	43	40	46.66	41.5	46.66
1 - 2	55	37.5	40	35	42.5	35	37.5	42	36.25	42
2 - 3	45	35	40	35	40	47.5	43.3	39	45.4	39
3 - 4	35	50	30	60	30	45	40	41	42.5	41
4 - 5	50	42.5	43.8	40	40	45	50	43.26	47.5	43.26
5 - 6	45	42	42.9	44	42.5	50	42.5	43.28	46.25	43.28
6 - 7	41.2	39.2	41.7	39.8	41	40.7	44.2	40.58	42.45	40.58
7 - 8	37.3	35.9	37.2	37.2	37	38.3	38.9	36.92	38.6	36.92
8 - 9	35.7	35.6	36.6	36	35	37.9	38.2	35.78	38.05	35.78
9 - 10	36.8	35.2	36.7	36.7	37.3	37.1	37	36.54	37.05	36.54
10 - 11	36.3	37.1	36.3	36.5	36.4	37.2	35.7	36.52	36.45	36.52
11 - 12	36.9	35.8	35.1	36.2	36.8	36.9	36.8	36.16	36.85	36.16
12 - 13	36.5	35.8	32.9	36.6	35.7	36.6	37.2	35.5	36.9	35.5
13 - 14	35.5	36.6	34.7	36.5	35.1	37.7	35.9	35.68	36.8	35.68
14 - 15	34.6	35.9	35.6	35	36.6	36	35.7	35.54	35.85	35.54
15 - 16	36.5	34.1	35.5	35.4	37	36.7	34.8	35.7	35.75	35.7
16 - 17	35.6	34.9	36.2	35.1	36.6	36.8	36.8	35.68	36.8	35.68
17 - 18	37.4	37.5	38.8	37.5	38.7	38.4	37.8	37.98	38.1	37.98
18 - 19	36.8	37.7	36.9	36.9	38.7	38.3	37.6	37.4	37.95	37.4
19 - 20	38.9	39.5	39	38.3	39	40	38.7	38.94	39.35	38.94
20 - 21	38.5	39.6	40	36.9	39.6	38.6	41.8	38.92	40.2	38.92
21 - 22	35	38.9	37.7	42.1	38.3	39.5	40.5	38.4	40	38.4
22 - 23	46.7	42	38.3	41.7	37.1	37.5	40	41.16	38.75	41.16
23 - 24	40	43.3	37.5	39.2	39.2	38.8	46.7	39.84	42.75	39.84

	2022-06-20	to	2022-06-26							
	Monday	Tuesday	Wednesday	Thursday	Friday	Saturday	Sunday	Week	Weekend	Week Day 85%
Hour	2022-06-20	2022-06-21	2022-06-22	2022-06-23	2022-06-24	2022-06-25	2022-06-26	Day Avg	Avg	Avg Speed
0 - 1	40	50	45	*	*	*	*	45	0	45
1 - 2	35	40	35	*	*	*	*	36.67	0	36.67
2 - 3	60	40	35	*	*	*	*	45	0	45
3 - 4	40	40	41.7	*	*	*	*	40.57	0	40.57
4 - 5	42.5	35	42.5	*	*	*	*	40	0	40
5 - 6	46	43	45	*	*	*	*	44.67	0	44.67
6 - 7	39.3	39.2	39	*	*	*	*	39.17	0	39.17
7 - 8	35.9	37.4	37.2	*	*	*	*	36.83	0	36.83
8 - 9	36.6	37.2	37.7	*	*	*	*	37.17	0	37.17
9 - 10	37.4	35.9	37.3	*	*	*	*	36.87	0	36.87
10 - 11	35.9	36.9	36.7	*	*	*	*	36.5	0	36.5
11 - 12	36.7	36.7	34.9	*	*	*	*	36.1	0	36.1
12 - 13	37.1	35.4	36.7	*	*	*	*	36.4	0	36.4
13 - 14	38	36.7	*	*	*	*	*	37.35	0	37.35
14 - 15	35.3	34.8	*	*	*	*	*	35.05	0	35.05
15 - 16	36.8	34.8	*	*	*	*	*	35.8	0	35.8
16 - 17	37.2	30.6	*	*	*	*	*	33.9	0	33.9
17 - 18	36.8	34	*	*	*	*	*	35.4	0	35.4
18 - 19	38	38.2	*	*	*	*	*	38.1	0	38.1
19 - 20	37.8	38.1	*	*	*	*	*	37.95	0	37.95
20 - 21	36.5	39.6	*	*	*	*	*	38.05	0	38.05
21 - 22	41.4	37.5	*	*	*	*	*	39.45	0	39.45
22 - 23	42.5	40	*	*	*	*	*	41.25	0	41.25
23 - 24	45	45	*	*	*	*	*	45	0	45

Hour	Mar 2022							Week Day Avg	Weekend Avg	Week Day 85% Avg Speed
	Monday	Tuesday	Wednesday	Thursday	Friday	Saturday	Sunday			
0 - 1	38	28.8	45	42.5	46.7	46.2	41	40.2	43.6	40.2
1 - 2	40	35	40	35	55	45	43.3	41	44.15	41
2 - 3	40	40	55	50	30	40	52.5	43	46.25	43
3 - 4	40	42.5	35	35	50	40	40	40.5	40	40.5
4 - 5	42.5	42.5	42.5	38.3	48.3	40	50	42.82	45	42.82
5 - 6	43	38.3	41	41.2	43	40	45	41.3	42.5	41.3
6 - 7	42.1	41.2	40.9	39.1	41.2	43.8	42.5	40.9	43.15	40.9
7 - 8	38.5	36.9	38.4	38.2	41.8	42.7	41.7	38.76	42.2	38.76
8 - 9	37.1	35.8	36.9	37.7	37.3	39.7	38.5	36.96	39.1	36.96
9 - 10	36	35.8	36.5	37.1	36.9	37.5	36.9	36.46	37.2	36.46
10 - 11	37	35.6	36.1	36.3	36.7	34.9	37.1	36.34	36	36.34
11 - 12	36	36.6	35.7	36.6	36.7	37.4	36.5	36.32	36.95	36.32
12 - 13	35.5	36.1	36.4	36.3	35.4	36.6	38	35.94	37.3	35.94
13 - 14	36.5	35.9	35.5	37	36.4	37.4	36.6	36.26	37	36.26
14 - 15	36.1	34.8	35.5	35.5	36.9	35.7	36.9	35.76	36.3	35.76
15 - 16	34.8	35.7	35	35.5	36.5	35.9	36	35.5	35.95	35.5
16 - 17	35.8	35.2	35.7	36.5	35.6	36.6	37.1	35.76	36.85	35.76
17 - 18	36.7	35.9	35.1	35.6	36.4	36.3	37	35.94	36.65	35.94
18 - 19	37.2	37.3	36.6	37.3	37.5	38	38.8	37.18	38.4	37.18
19 - 20	37.8	37.1	37.8	38.6	38.4	37.3	37.6	37.94	37.45	37.94
20 - 21	37.9	39.2	37.2	38.2	38.2	39	39.2	38.14	39.1	38.14
21 - 22	40	40.9	39.3	38.6	39.2	39.8	39	39.6	39.4	39.6
22 - 23	42.5	40	39	40.6	39.8	38	41.2	40.38	39.6	40.38
23 - 24	42.5	40	41.7	38.6	39.8	42.9	40	40.52	41.45	40.52

Hour	Apr 2022							Week Day Avg	Weekend Avg	Week Day 85% Avg Speed
	Monday	Tuesday	Wednesday	Thursday	Friday	Saturday	Sunday			
0 - 1	43.8	45	45	43	46.7	39.6	42.5	44.7	41.05	44.7
1 - 2	40	42.5	40	50	45	47.5	40	43.5	43.75	43.5
2 - 3	38.3	55	38.8	45	48	45	50	45.02	47.5	45.02
3 - 4	40	35	45	50	52.5	45	45	44.5	45	44.5
4 - 5	44	44	42.5	42	39.2	46.2	50	42.34	48.1	42.34
5 - 6	42.1	39.7	42.6	41.8	41.3	44.7	42.8	41.5	43.75	41.5
6 - 7	40.5	40	41.3	40.2	41.3	39	43.8	40.66	41.4	40.66
7 - 8	37	36.6	37.5	37.3	38	38.9	39.8	37.28	39.35	37.28
8 - 9	36.7	36.7	36.2	36.1	37.4	36.1	38.4	36.62	37.25	36.62
9 - 10	36.3	36.1	36.6	36.3	37	36.3	37.6	36.46	36.95	36.46
10 - 11	36.2	35.3	35.7	36.1	36.3	36.5	37.8	35.92	37.15	35.92
11 - 12	35.4	35.1	35.4	36.1	36.2	36.5	37.4	35.64	36.95	35.64
12 - 13	37.2	35.8	36.3	35.8	35.3	36	37	36.08	36.5	36.08
13 - 14	36.6	35	36.2	35.2	36.5	36.4	36.2	35.9	36.3	35.9
14 - 15	35.6	34.9	35.5	34.8	36	36	36.3	35.36	36.15	35.36
15 - 16	35.4	35.7	35.8	35.7	35.2	35.3	36.4	35.56	35.85	35.56
16 - 17	36.1	35.7	36.5	35.5	36.3	36.8	36.2	36.02	36.5	36.02
17 - 18	37	37	37.6	37.5	37.7	37	37.9	37.36	37.45	37.36
18 - 19	38.7	38.4	37.8	38.6	38.3	38.2	38.9	38.36	38.55	38.36
19 - 20	38.5	37.8	38.1	38.3	38.8	38.5	39	38.3	38.75	38.3
20 - 21	38.4	38.8	38.5	38.4	38.2	39.3	39.7	38.46	39.5	38.46
21 - 22	39.2	39.4	39.5	41.3	39.3	39.4	39.3	39.74	39.35	39.74
22 - 23	40.6	42.7	39.7	39.5	39.8	38.6	41.7	40.46	40.15	40.46
23 - 24	38.8	43.8	41.9	41.2	40.4	39.7	44.2	41.22	41.95	41.22

Hour	May 2022							Week Day Avg	Weekend Avg	Week Day 85% Avg Speed
	Monday	Tuesday	Wednesday	Thursday	Friday	Saturday	Sunday			
0 - 1	47.5	44	39.2	47.5	40	46	41	43.64	43.5	43.64
1 - 2	47.5	45	40	47.5	44.2	50	45	44.84	47.5	44.84
2 - 3	40	39.3	35	40	35	42.5	42.5	37.86	42.5	37.86
3 - 4	40	45	36.7	38.3	36.7	45	43.3	39.34	44.15	39.34
4 - 5	40	47	43.3	46	41.7	43.3	40	43.6	41.65	43.6
5 - 6	41.7	42.8	43.8	42.8	44.2	42.9	43.9	43.06	43.4	43.06
6 - 7	39.5	40	39.6	40.2	39.9	39.8	41.9	39.84	40.85	39.84
7 - 8	37.3	36.5	36.4	36.7	37.6	38.4	40.1	36.9	39.25	36.9
8 - 9	36	35.9	35.3	35.9	36.3	37.6	37.7	35.88	37.65	35.88
9 - 10	35.9	36.2	36.4	35.8	36.2	37.1	36.9	36.1	37	36.1
10 - 11	36.6	35.8	35.7	35.5	36.5	37.5	36.8	36.02	37.15	36.02
11 - 12	36.1	36.3	35.9	35.7	35.5	36.7	36.3	35.9	36.5	35.9
12 - 13	35	36.1	35.8	35.4	35.3	37.1	36.6	35.52	36.85	35.52
13 - 14	35.3	35.6	35.1	35.7	35.9	36.6	36.6	35.52	36.6	35.52
14 - 15	35.8	34.9	34.9	35	34.7	36.4	36.3	35.06	36.35	35.06
15 - 16	35.7	35.4	34.8	34.9	35.5	36.3	35.6	35.26	35.95	35.26
16 - 17	35.1	35.8	34.9	35.5	36	36.5	37.1	35.46	36.8	35.46
17 - 18	37.4	37	37.3	36.9	37.3	37.3	37.6	37.18	37.45	37.18
18 - 19	38	38.6	38.9	37.8	39.1	39.2	38.2	38.48	38.7	38.48
19 - 20	38.8	38.8	38.7	38.4	38.8	39	39.2	38.7	39.1	38.7
20 - 21	37.5	38.8	39.1	38.8	39.4	38.9	39.1	38.72	39	38.72
21 - 22	39	38.5	39.2	40.8	39	38.7	41.4	39.3	40.05	39.3
22 - 23	42.5	41.5	40	40.5	39.2	40	41.4	40.74	40.7	40.74
23 - 24	42.5	43	43.6	42.1	40	41	39.3	42.24	40.15	42.24

Hour	Jun 2022							Week Day Avg	Weekend Avg	Week Day 85% Avg Speed
	Monday	Tuesday	Wednesday	Thursday	Friday	Saturday	Sunday			
0 - 1	42.5	45	44.2	45	48.3	42.8	44.3	45	43.55	45
1 - 2	40	39	45	42.5	40	45	45	41.3	45	41.3
2 - 3	45	37.5	40	35	38.3	47.5	42.9	39.16	45.2	39.16
3 - 4	37.5	40	40	45	40	40	42.5	40.5	41.25	40.5
4 - 5	45	42.5	44.1	41.7	39.4	45	50	42.54	47.5	42.54
5 - 6	44.3	42.8	42.7	43.2	43.6	45	42.5	43.32	43.75	43.32
6 - 7	40.2	39.3	39.8	39.9	42	41.5	43.8	40.24	42.65	40.24
7 - 8	36.2	36.4	36.8	36.9	37.4	38.1	39.1	36.74	38.6	36.74
8 - 9	36.5	36.3	37	36.7	37	37.7	38.7	36.7	38.2	36.7
9 - 10	36.5	36.2	37	36.7	36.9	37.4	37.9	36.66	37.65	36.66
10 - 11	36	36.8	36.7	36.9	35.9	36.4	36.6	36.46	36.5	36.46
11 - 12	36.5	36.4	35.6	36.4	36.8	36.7	36.7	36.34	36.7	36.34
12 - 13	37	35.6	35.1	36.5	36.1	37.1	37.5	36.06	37.3	36.06
13 - 14	36.8	36.2	35.7	36.5	36.5	37.1	36.6	36.34	36.85	36.34
14 - 15	35.1	35.1	35.3	36.4	36.2	36.5	36.4	35.62	36.45	35.62
15 - 16	36.6	34.7	34.5	35.8	36.7	35.8	35.1	35.66	35.45	35.66
16 - 17	36.1	34.4	35.3	35.5	36	36.2	36.4	35.46	36.3	35.46
17 - 18	36.9	36.6	37.8	37.5	38.1	38.2	38.2	37.38	38.2	37.38
18 - 19	38	38.3	37.9	38.2	38.7	38.8	38.4	38.22	38.6	38.22
19 - 20	38.6	38.4	38.7	38.5	38.8	39.1	39.2	38.6	39.15	38.6
20 - 21	37.7	39.5	38.7	37.9	39.8	39.1	40.5	38.72	39.8	38.72
21 - 22	40.4	38.3	39.7	42	39.8	38.4	39.6	40.04	39	40.04
22 - 23	42.5	41.7	41.1	41.9	39.3	38.5	41.4	41.3	39.95	41.3
23 - 24	43	43.3	41.9	38.6	41.5	39.3	46.2	41.66	42.75	41.66

Starting Hour	Count	Average Speed of all Traffic	Violator Counts	Average Speed of Violators
00:00:00	0	N/A	N/A	N/A
01:00:00	0	N/A	N/A	N/A
02:00:00	0	N/A	N/A	N/A
03:00:00	0	N/A	N/A	N/A
04:00:00	0	N/A	N/A	N/A
05:00:00	0	N/A	N/A	N/A
06:00:00	0	N/A	N/A	N/A
07:00:00	0	N/A	N/A	N/A
08:00:00	0	N/A	N/A	N/A
09:00:00	0	N/A	N/A	N/A
10:00:00	0	N/A	N/A	N/A
11:00:00	0	N/A	N/A	N/A
12:00:00	0	N/A	N/A	N/A
13:00:00	0	N/A	N/A	N/A
14:00:00	0	N/A	N/A	N/A
15:00:00	0	N/A	N/A	N/A
16:00:00	0	N/A	N/A	N/A
17:00:00	348	1.9	170	33.9
18:00:00	255	2.5	149	34.3
19:00:00	154	5.1	91	35.3
20:00:00	95	7.9	57	36.0
21:00:00	57	14.7	37	37.5
22:00:00	52	11.3	32	36.3
23:00:00	38	13.3	24	35.8
00:00:00	5	30.0	3	40.8
01:00:00	3	39.2	3	39.2
02:00:00	1	52.5	1	52.5
03:00:00	1	32.5	1	32.5
04:00:00	1	37.5	1	37.5
05:00:00	9	31.1	6	38.3
06:00:00	24	22.0	18	39.2
07:00:00	77	9.1	58	36.2
08:00:00	170	4.5	89	35.1
09:00:00	273	2.8	149	34.9
10:00:00	260	2.8	133	34.9
11:00:00	275	2.4	135	34.4
12:00:00	245	2.9	123	34.1
13:00:00	259	2.8	144	34.5
14:00:00	242	2.5	116	34.5
15:00:00	258	2.6	136	34.1
16:00:00	338	2.2	166	34.1
17:00:00	338	1.9	192	34.0
18:00:00	226	2.8	129	34.5
19:00:00	147	4.9	88	34.5
20:00:00	65	9.0	44	35.3
21:00:00	69	9.2	43	35.4
22:00:00	67	9.1	37	36.1
23:00:00	20	21.9	15	36.8
00:00:00	5	27.0	3	35.8
01:00:00	1	32.5	1	32.5
02:00:00	2	13.8	0	NaN

Starting Hour	Count	Average Speed of all Traffic	Violator Counts	Average Speed of Violators
03:00:00	3	23.3	3	34.2
04:00:00	1	37.5	1	37.5
05:00:00	3	44.2	3	44.2
06:00:00	22	22.4	21	38.2
07:00:00	76	10.6	50	36.6
08:00:00	190	4.1	129	35.6
09:00:00	250	3.1	145	35.4
10:00:00	275	3.1	171	34.8
11:00:00	273	2.6	153	34.6
12:00:00	352	2.1	210	34.6
13:00:00	265	2.8	166	35.0
14:00:00	268	2.6	154	34.2
15:00:00	297	2.9	148	34.8
16:00:00	337	2.1	170	34.7
17:00:00	393	2.1	209	34.3
18:00:00	277	2.8	144	34.5
19:00:00	160	4.9	96	35.8
20:00:00	97	6.8	57	35.7
21:00:00	62	11.4	40	36.5
22:00:00	61	11.1	38	36.7
23:00:00	21	20.0	15	35.5
00:00:00	13	35.0	10	41.5
01:00:00	3	35.8	3	35.8
02:00:00	1	27.5	0	NaN
03:00:00	1	32.5	1	32.5
04:00:00	2	47.5	2	47.5
05:00:00	5	37.5	4	40.0
06:00:00	26	19.5	17	37.2
07:00:00	72	11.2	58	37.2
08:00:00	198	3.8	128	35.2
09:00:00	253	3.0	139	34.7
10:00:00	303	2.4	182	34.6
11:00:00	332	2.2	197	34.4
12:00:00	343	1.9	196	34.6
13:00:00	378	2.1	217	34.6
14:00:00	354	2.2	224	34.8
15:00:00	369	2.0	209	34.8
16:00:00	398	2.0	208	34.7
17:00:00	418	1.8	234	34.4
18:00:00	330	2.2	186	35.2
19:00:00	200	3.6	139	35.0
20:00:00	129	5.6	76	35.1
21:00:00	66	8.9	35	35.4
22:00:00	66	11.7	42	36.9
23:00:00	37	15.7	22	37.0
00:00:00	16	24.2	11	38.4
01:00:00	7	35.0	7	41.1
02:00:00	3	35.8	3	35.8
03:00:00	2	16.3	2	32.5
04:00:00	1	32.5	1	32.5
05:00:00	2	25.0	0	NaN

Starting Hour	Count	Average Speed of all Traffic	Violator Counts	Average Speed of Violators
06:00:00	15	25.7	14	37.9
07:00:00	38	16.6	35	38.8
08:00:00	74	9.8	52	36.3
09:00:00	165	4.5	86	34.8
10:00:00	304	2.8	157	34.6
11:00:00	328	2.4	190	34.9
12:00:00	373	2.0	206	34.5
13:00:00	391	1.9	246	35.0
14:00:00	313	2.2	199	34.2
15:00:00	367	1.6	180	34.0
16:00:00	302	2.8	188	34.9
17:00:00	310	2.5	192	34.5
18:00:00	198	3.7	119	35.5
19:00:00	137	5.5	93	35.3
20:00:00	95	7.6	67	36.2
21:00:00	50	14.3	35	37.2
22:00:00	41	14.4	28	36.3
23:00:00	30	21.7	22	38.4
00:00:00	23	18.0	14	37.9
01:00:00	7	30.7	4	40.0
02:00:00	3	40.8	3	40.8
03:00:00	8	23.4	6	41.7
04:00:00	3	29.2	1	32.5
05:00:00	1	27.5	0	NaN
06:00:00	5	36.5	4	38.8
07:00:00	27	22.0	23	39.2
08:00:00	35	15.6	22	37.3
09:00:00	108	7.4	70	35.5
10:00:00	208	3.4	123	35.2
11:00:00	277	2.7	135	34.9
12:00:00	327	2.4	207	35.0
13:00:00	390	2.2	217	34.9
14:00:00	356	2.1	207	34.6
15:00:00	295	2.5	181	34.4
16:00:00	282	3.0	172	34.7
17:00:00	247	3.2	142	34.9
18:00:00	166	4.2	102	35.2
19:00:00	105	6.1	68	35.1
20:00:00	80	9.5	50	35.8
21:00:00	51	10.6	19	37.2
22:00:00	31	17.7	17	37.5
23:00:00	22	15.5	12	36.7
00:00:00	9	22.2	7	35.4
01:00:00	2	30.0	1	32.5
02:00:00	6	30.4	5	38.5
03:00:00	1	37.5	1	37.5
04:00:00	3	37.5	3	37.5
05:00:00	9	28.3	5	34.5
06:00:00	33	18.4	23	39.0
07:00:00	72	8.2	50	36.9
08:00:00	179	4.7	125	36.0

Starting Hour	Count	Average Speed of all Traffic	Violator Counts	Average Speed of Violators
09:00:00	287	2.6	155	34.5
10:00:00	217	3.4	122	34.8
11:00:00	286	2.6	176	34.7
12:00:00	319	2.3	169	34.3
13:00:00	288	2.9	175	35.0
14:00:00	252	2.7	162	35.1
15:00:00	299	2.5	163	34.2
16:00:00	369	2.1	191	34.3
17:00:00	307	2.4	161	34.7
18:00:00	296	2.4	165	34.8
19:00:00	181	4.6	103	35.7
20:00:00	98	5.8	59	34.7
21:00:00	64	10.7	44	36.9
22:00:00	38	14.7	22	38.4
23:00:00	19	15.7	13	34.4
00:00:00	9	21.7	4	40.0
01:00:00	2	37.5	1	47.5
02:00:00	2	16.3	2	32.5
03:00:00	5	19.5	4	33.8
04:00:00	0	N/A	N/A	N/A
05:00:00	6	28.8	5	36.5
06:00:00	25	17.1	19	36.2
07:00:00	80	9.9	55	36.9
08:00:00	173	4.3	95	35.3
09:00:00	282	2.5	152	34.8
10:00:00	251	2.7	153	34.3
11:00:00	292	2.5	163	34.9
12:00:00	317	2.5	175	34.5
13:00:00	277	2.5	165	34.3
14:00:00	248	2.9	134	34.8
15:00:00	284	2.4	164	34.4
16:00:00	283	2.4	152	34.0
17:00:00	349	2.3	187	34.9
18:00:00	298	2.7	166	34.8
19:00:00	161	4.3	87	35.5
20:00:00	107	6.8	70	35.3
21:00:00	66	10.7	40	35.8
22:00:00	50	14.7	40	37.4
23:00:00	14	18.9	8	36.3
00:00:00	5	37.5	4	40.0
01:00:00	4	35.0	3	37.5
02:00:00	0	N/A	N/A	N/A
03:00:00	1	37.5	1	37.5
04:00:00	1	37.5	1	37.5
05:00:00	6	34.2	4	37.5
06:00:00	29	17.8	23	36.6
07:00:00	66	10.8	51	37.1
08:00:00	170	4.3	111	35.4
09:00:00	307	2.0	180	34.3
10:00:00	269	3.0	178	35.2
11:00:00	338	2.2	188	34.6

Starting Hour	Count	Average Speed of all Traffic	Violator Counts	Average Speed of Violators
12:00:00	338	2.3	187	34.6
13:00:00	323	2.4	184	34.5
14:00:00	282	2.4	182	34.3
15:00:00	293	2.4	141	34.2
16:00:00	324	1.9	153	34.1
17:00:00	341	2.0	193	34.0
18:00:00	315	2.2	168	34.4
19:00:00	178	3.7	99	35.0
20:00:00	87	7.2	56	35.9
21:00:00	68	10.3	41	35.4
22:00:00	57	11.3	30	36.8
23:00:00	20	29.8	13	37.9
00:00:00	12	21.5	11	38.0
01:00:00	7	22.9	5	41.5
02:00:00	4	36.3	2	50.0
03:00:00	7	27.1	4	36.3
04:00:00	0	N/A	N/A	N/A
05:00:00	6	34.2	4	37.5
06:00:00	27	19.0	21	36.8
07:00:00	82	10.5	61	38.0
08:00:00	189	5.0	119	36.3
09:00:00	291	2.8	168	35.0
10:00:00	306	2.1	147	34.5
11:00:00	331	2.2	172	34.7
12:00:00	349	2.0	195	34.5
13:00:00	303	2.3	167	34.4
14:00:00	317	2.5	170	34.7
15:00:00	333	2.2	171	34.3
16:00:00	334	2.3	161	34.8
17:00:00	384	2.0	201	34.3
18:00:00	300	2.8	183	34.8
19:00:00	164	4.5	102	35.4
20:00:00	92	7.6	53	35.6
21:00:00	102	8.1	62	35.6
22:00:00	36	16.0	12	35.4
23:00:00	18	17.1	14	36.1
00:00:00	10	23.3	7	34.6
01:00:00	6	40.8	5	43.5
02:00:00	2	25.0	0	NaN
03:00:00	1	37.5	1	37.5
04:00:00	2	40.0	2	40.0
05:00:00	8	31.6	6	37.5
06:00:00	17	23.4	11	39.8
07:00:00	65	11.2	49	37.0
08:00:00	166	4.7	109	35.8
09:00:00	304	2.4	167	34.8
10:00:00	301	2.5	182	35.0
11:00:00	353	2.1	199	34.5
12:00:00	343	2.3	200	34.6
13:00:00	400	1.8	225	34.1
14:00:00	348	2.0	201	34.5

Starting Hour	Count	Average Speed of all Traffic	Violator Counts	Average Speed of Violators
15:00:00	372	2.2	196	34.7
16:00:00	429	1.7	224	34.4
17:00:00	466	1.8	230	34.5
18:00:00	386	1.9	236	34.7
19:00:00	198	4.0	136	35.8
20:00:00	116	6.2	72	35.8
21:00:00	60	12.5	43	37.4
22:00:00	51	9.5	31	36.4
23:00:00	43	13.4	26	37.5
00:00:00	20	25.0	14	39.6
01:00:00	6	38.3	6	38.3
02:00:00	1	42.5	1	42.5
03:00:00	2	40.0	2	40.0
04:00:00	4	36.3	3	39.2
05:00:00	3	35.8	3	35.8
06:00:00	16	21.3	9	39.2
07:00:00	31	20.4	25	38.9
08:00:00	77	9.3	54	35.8
09:00:00	185	4.2	113	36.0
10:00:00	349	2.1	130	34.6
11:00:00	385	2.4	219	35.4
12:00:00	409	2.0	225	34.7
13:00:00	340	2.4	201	35.2
14:00:00	372	2.2	217	34.5
15:00:00	344	2.2	195	34.7
16:00:00	347	2.3	195	34.7
17:00:00	305	2.4	157	34.4
18:00:00	241	2.8	141	34.6
19:00:00	164	5.0	98	35.7
20:00:00	111	5.8	77	34.7
21:00:00	84	8.3	54	35.7
22:00:00	56	10.9	39	35.6
23:00:00	35	15.7	18	36.4
00:00:00	30	18.8	15	37.8
01:00:00	12	30.8	11	38.0
02:00:00	5	44.5	5	44.5
03:00:00	4	32.5	2	37.5
04:00:00	1	47.5	1	47.5
05:00:00	6	40.0	5	42.5
06:00:00	21	13.2	10	35.5
07:00:00	61	10.5	39	37.0
08:00:00	92	9.0	57	36.0
09:00:00	210	3.2	106	34.8
10:00:00	284	2.9	160	34.8
11:00:00	368	2.1	224	34.4
12:00:00	330	2.8	197	35.4
13:00:00	318	2.6	188	35.0
14:00:00	288	2.4	155	35.1
15:00:00	274	2.7	154	34.4
16:00:00	272	3.1	172	34.7
17:00:00	264	3.0	155	34.7

Starting Hour	Count	Average Speed of all Traffic	Violator Counts	Average Speed of Violators
18:00:00	141	4.6	95	35.7
19:00:00	104	6.0	64	35.3
20:00:00	74	10.5	48	37.2
21:00:00	66	10.6	43	36.6
22:00:00	29	18.4	22	36.8
23:00:00	10	25.8	6	39.2
00:00:00	2	32.5	2	32.5
01:00:00	4	37.5	4	37.5
02:00:00	1	37.5	1	37.5
03:00:00	2	37.5	2	37.5
04:00:00	8	30.9	6	38.3
05:00:00	23	21.2	19	38.8
06:00:00	61	10.4	45	37.2
07:00:00	164	5.5	98	36.1
08:00:00	248	2.9	131	34.7
09:00:00	257	3.2	130	34.7
10:00:00	270	2.9	158	34.7
11:00:00	256	2.9	133	34.5
12:00:00	264	2.9	142	34.4
13:00:00	254	2.9	136	34.3
14:00:00	287	1.9	162	33.8
15:00:00	347	1.9	172	34.0
16:00:00	306	2.4	165	34.1
17:00:00	254	2.7	133	35.0
18:00:00	159	4.8	90	35.4
19:00:00	81	7.1	52	34.8
20:00:00	72	9.8	38	36.7
21:00:00	44	11.5	26	35.0
22:00:00	20	21.3	14	38.6
23:00:00	6	40.0	6	40.0
00:00:00	5	22.0	1	37.5
01:00:00	0	N/A	N/A	N/A
02:00:00	3	34.2	3	34.2
03:00:00	1	42.5	1	42.5
04:00:00	9	22.8	6	38.3
05:00:00	28	17.0	17	36.6
06:00:00	70	9.9	48	37.8
07:00:00	177	4.2	93	34.8
08:00:00	253	2.8	126	34.2
09:00:00	255	2.9	124	34.2
10:00:00	256	3.0	128	34.8
11:00:00	266	2.5	147	34.0
12:00:00	259	2.4	152	34.2
13:00:00	253	2.7	119	34.7
14:00:00	265	2.8	132	33.9
15:00:00	331	2.3	162	34.5
16:00:00	373	1.9	171	34.2
17:00:00	303	2.5	179	34.7
18:00:00	160	4.5	94	35.1
19:00:00	115	5.9	62	35.0
20:00:00	60	10.2	42	36.3

Starting Hour	Count	Average Speed of all Traffic	Violator Counts	Average Speed of Violators
21:00:00	43	12.3	31	36.2
22:00:00	20	27.8	19	38.8
23:00:00	11	26.4	8	38.1
00:00:00	4	28.1	2	42.5
01:00:00	1	27.5	0	NaN
02:00:00	2	40.0	2	40.0
03:00:00	0	N/A	N/A	N/A
04:00:00	7	28.6	5	36.5
05:00:00	28	20.4	20	37.5
06:00:00	53	11.1	40	36.3
07:00:00	172	4.0	93	35.2
08:00:00	249	3.0	133	34.7
09:00:00	232	3.0	115	34.8
10:00:00	243	2.9	111	33.9
11:00:00	261	2.5	140	34.1
12:00:00	249	2.7	144	34.5
13:00:00	200	3.5	100	34.4
14:00:00	247	2.9	137	34.2
15:00:00	286	2.5	154	34.3
16:00:00	322	2.2	185	34.6
17:00:00	257	3.5	156	35.1
18:00:00	140	4.5	89	34.9
19:00:00	86	9.0	50	36.0
20:00:00	59	10.9	34	35.6
21:00:00	39	14.0	22	35.5
22:00:00	23	19.7	17	37.2
23:00:00	12	31.0	9	37.5
00:00:00	3	34.2	2	37.5
01:00:00	0	N/A	N/A	N/A
02:00:00	2	30.0	1	32.5
03:00:00	1	32.5	1	32.5
04:00:00	6	30.0	3	35.8
05:00:00	19	17.8	12	35.4
06:00:00	52	9.7	27	34.4
07:00:00	150	3.6	94	33.8
08:00:00	214	3.2	97	34.2
09:00:00	199	3.5	115	34.7
10:00:00	181	3.1	106	34.7
11:00:00	0	N/A	N/A	N/A
12:00:00	0	N/A	N/A	N/A
13:00:00	0	N/A	N/A	N/A
14:00:00	55	2.5	23	34.2
15:00:00	305	2.3	162	34.7
16:00:00	329	2.1	185	34.7
17:00:00	275	2.6	163	35.0
18:00:00	154	3.8	102	35.5
19:00:00	77	8.8	53	35.6
20:00:00	66	9.3	39	37.0
21:00:00	44	12.9	29	35.8
22:00:00	23	23.3	21	37.7
23:00:00	10	20.5	8	36.9

Starting Hour	Count	Average Speed of all Traffic	Violator Counts	Average Speed of Violators
00:00:00	4	42.5	4	42.5
01:00:00	1	32.5	1	32.5
02:00:00	5	18.5	2	32.5
03:00:00	1	27.5	0	NaN
04:00:00	11	22.7	5	38.5
05:00:00	18	20.4	14	36.1
06:00:00	53	12.8	34	37.9
07:00:00	150	4.8	91	34.8
08:00:00	228	3.3	114	34.7
09:00:00	251	3.1	151	35.3
10:00:00	219	3.0	116	34.5
11:00:00	0	N/A	N/A	N/A
12:00:00	0	N/A	N/A	N/A
13:00:00	0	N/A	N/A	N/A
14:00:00	92	2.7	53	34.2
15:00:00	433	1.5	214	34.1
16:00:00	394	2.1	241	34.3
17:00:00	305	2.5	189	35.3
18:00:00	180	3.8	132	36.0
19:00:00	117	7.1	72	36.7
20:00:00	78	8.3	32	35.8
21:00:00	42	13.3	33	36.6
22:00:00	43	15.8	24	38.5
23:00:00	23	19.0	14	38.2
00:00:00	6	32.1	6	37.5
01:00:00	2	40.0	2	40.0
02:00:00	2	32.5	1	37.5
03:00:00	4	33.8	3	35.8
04:00:00	6	30.4	5	38.5
05:00:00	11	27.7	9	39.2
06:00:00	28	18.8	16	37.2
07:00:00	67	9.9	44	37.0
08:00:00	123	6.1	67	35.8
09:00:00	244	3.0	120	35.3
10:00:00	266	2.1	153	34.6
11:00:00	0	N/A	N/A	N/A
12:00:00	38	3.2	27	33.8
13:00:00	352	2.2	194	34.9
14:00:00	342	2.0	182	34.5
15:00:00	326	2.0	176	34.3
16:00:00	301	2.4	162	34.3
17:00:00	222	3.8	137	35.0
18:00:00	131	5.9	83	35.9
19:00:00	90	5.8	58	34.6
20:00:00	52	13.2	36	36.7
21:00:00	44	14.8	30	36.5
22:00:00	33	17.2	23	36.6
23:00:00	27	14.4	19	34.6
00:00:00	14	22.9	9	35.3
01:00:00	11	27.0	7	35.4
02:00:00	6	40.8	6	40.8

Starting Hour	Count	Average Speed of all Traffic	Violator Counts	Average Speed of Violators
03:00:00	1	62.5	1	62.5
04:00:00	1	37.5	1	37.5
05:00:00	5	40.5	5	40.5
06:00:00	22	19.9	15	37.2
07:00:00	33	18.9	18	39.2
08:00:00	87	7.7	53	35.5
09:00:00	173	5.2	109	36.1
10:00:00	251	3.1	162	35.6
11:00:00	291	2.5	180	35.1
12:00:00	327	2.5	197	34.5
13:00:00	289	2.4	166	34.3
14:00:00	305	2.6	164	34.2
15:00:00	241	2.7	161	34.1
16:00:00	285	2.6	163	34.7
17:00:00	190	4.4	109	35.1
18:00:00	131	5.9	78	36.2
19:00:00	97	6.9	63	35.8
20:00:00	63	8.6	34	35.9
21:00:00	36	14.2	24	36.5
22:00:00	10	21.3	6	35.8
23:00:00	5	32.5	3	37.5
00:00:00	5	22.5	3	40.8
01:00:00	1	32.5	1	32.5
02:00:00	2	35.0	2	35.0
03:00:00	4	40.0	4	40.0
04:00:00	10	30.5	5	36.5
05:00:00	16	21.3	11	36.6
06:00:00	69	9.9	46	37.7
07:00:00	196	4.2	120	35.3
08:00:00	286	2.5	151	34.7
09:00:00	218	3.1	120	34.8
10:00:00	270	3.1	157	35.0
11:00:00	277	2.4	151	34.3
12:00:00	274	2.7	170	34.7
13:00:00	289	2.7	155	34.8
14:00:00	337	2.4	183	34.7
15:00:00	384	2.2	214	34.5
16:00:00	328	2.3	194	34.5
17:00:00	294	2.1	162	34.6
18:00:00	165	4.5	100	35.9
19:00:00	104	7.4	61	36.0
20:00:00	69	8.9	34	35.3
21:00:00	29	21.2	21	36.8
22:00:00	26	16.1	14	35.0
23:00:00	5	32.5	2	45.0
00:00:00	3	34.2	2	37.5
01:00:00	1	27.5	0	NaN
02:00:00	0	N/A	N/A	N/A
03:00:00	0	N/A	N/A	N/A
04:00:00	6	29.6	4	37.5
05:00:00	23	21.5	19	37.2

Starting Hour	Count	Average Speed of all Traffic	Violator Counts	Average Speed of Violators
06:00:00	66	9.9	42	36.8
07:00:00	178	3.9	109	35.1
08:00:00	248	3.0	125	34.5
09:00:00	275	2.6	161	34.4
10:00:00	302	2.6	167	34.3
11:00:00	278	2.2	136	34.0
12:00:00	271	2.9	155	34.4
13:00:00	264	2.8	150	34.3
14:00:00	291	2.5	156	34.6
15:00:00	341	2.2	171	34.4
16:00:00	343	2.5	191	35.1
17:00:00	304	2.5	172	34.8
18:00:00	148	4.4	84	35.0
19:00:00	94	7.0	50	35.8
20:00:00	50	10.8	29	35.9
21:00:00	41	14.3	27	36.9
22:00:00	23	19.0	14	37.1
23:00:00	9	32.8	8	39.4
00:00:00	4	36.3	4	36.3
01:00:00	4	28.8	2	32.5
02:00:00	4	24.4	3	37.5
03:00:00	2	37.5	2	37.5
04:00:00	6	35.0	4	40.0
05:00:00	21	16.4	14	37.5
06:00:00	83	8.5	59	36.7
07:00:00	190	3.9	117	35.8
08:00:00	278	2.6	133	34.7
09:00:00	237	3.0	141	35.1
10:00:00	323	2.1	173	34.6
11:00:00	61	3.7	32	34.8
12:00:00	0	N/A	N/A	N/A
13:00:00	91	4.0	58	35.1
14:00:00	325	2.0	181	34.3
15:00:00	310	2.4	159	34.5
16:00:00	383	2.0	235	34.6
17:00:00	287	2.7	181	34.9
18:00:00	161	3.9	101	34.8
19:00:00	123	5.6	68	35.2
20:00:00	71	8.1	41	35.3
21:00:00	47	13.3	34	36.5
22:00:00	28	17.1	20	36.8
23:00:00	6	21.7	5	33.5
00:00:00	4	28.1	4	38.8
01:00:00	0	N/A	N/A	N/A
02:00:00	0	N/A	N/A	N/A
03:00:00	0	N/A	N/A	N/A
04:00:00	7	28.9	5	41.5
05:00:00	17	21.6	11	37.5
06:00:00	87	8.2	61	35.9
07:00:00	148	4.8	88	35.3
08:00:00	266	2.6	122	34.6

Starting Hour	Count	Average Speed of all Traffic	Violator Counts	Average Speed of Violators
09:00:00	266	3.0	132	34.8
10:00:00	257	3.2	133	34.8
11:00:00	293	2.6	155	34.8
12:00:00	0	N/A	N/A	N/A
13:00:00	188	2.6	116	34.8
14:00:00	301	2.3	161	34.1
15:00:00	303	2.4	162	34.8
16:00:00	334	2.1	165	34.3
17:00:00	302	2.6	179	35.5
18:00:00	152	5.5	95	35.7
19:00:00	103	7.0	69	36.1
20:00:00	82	7.6	38	35.0
21:00:00	39	13.0	27	35.3
22:00:00	30	20.2	18	38.3
23:00:00	15	22.7	12	35.0
00:00:00	5	35.0	5	46.5
01:00:00	1	42.5	1	42.5
02:00:00	0	N/A	N/A	N/A
03:00:00	1	32.5	1	32.5
04:00:00	7	29.3	3	42.5
05:00:00	20	21.0	14	37.9
06:00:00	74	8.9	50	37.0
07:00:00	151	5.0	102	35.7
08:00:00	265	2.8	148	34.8
09:00:00	320	2.6	182	34.9
10:00:00	277	2.5	154	34.4
11:00:00	370	2.1	197	34.5
12:00:00	361	2.1	205	34.4
13:00:00	349	2.4	190	34.9
14:00:00	371	2.0	212	34.3
15:00:00	446	1.5	215	34.1
16:00:00	450	1.8	210	34.5
17:00:00	337	2.6	219	35.1
18:00:00	217	3.8	125	35.1
19:00:00	120	6.5	77	36.3
20:00:00	84	8.7	50	36.3
21:00:00	68	10.3	38	36.3
22:00:00	32	13.0	19	35.1
23:00:00	19	23.8	11	38.0
00:00:00	10	35.0	8	38.1
01:00:00	6	30.4	4	38.8
02:00:00	1	47.5	1	47.5
03:00:00	2	40.0	1	52.5
04:00:00	4	26.9	4	36.3
05:00:00	16	24.7	14	39.6
06:00:00	23	22.1	18	38.6
07:00:00	76	9.8	55	36.6
08:00:00	168	4.4	98	35.2
09:00:00	275	3.4	162	35.6
10:00:00	338	2.2	185	34.5
11:00:00	349	1.9	195	34.8

Starting Hour	Count	Average Speed of all Traffic	Violator Counts	Average Speed of Violators
12:00:00	185	1.9	102	34.5
13:00:00	301	2.4	149	34.4
14:00:00	362	2.0	209	34.3
15:00:00	318	2.4	168	34.4
16:00:00	285	2.9	162	35.0
17:00:00	229	3.1	129	34.7
18:00:00	175	4.3	99	35.3
19:00:00	93	7.7	59	35.6
20:00:00	56	11.0	32	36.6
21:00:00	54	11.5	30	36.0
22:00:00	36	14.9	25	36.3
23:00:00	26	15.4	18	35.3
00:00:00	6	24.2	6	35.8
01:00:00	2	16.3	2	32.5
02:00:00	2	35.0	1	42.5
03:00:00	1	42.5	1	42.5
04:00:00	2	25.0	0	NaN
05:00:00	9	22.2	6	35.8
06:00:00	20	23.1	16	36.6
07:00:00	47	12.6	37	36.8
08:00:00	114	6.4	77	36.3
09:00:00	244	3.1	134	34.9
10:00:00	277	2.6	179	34.8
11:00:00	350	2.3	189	35.1
12:00:00	299	2.9	172	35.1
13:00:00	343	2.0	190	34.4
14:00:00	285	2.7	166	35.0
15:00:00	298	2.6	154	34.4
16:00:00	261	2.7	131	34.1
17:00:00	213	3.1	118	34.9
18:00:00	128	5.6	76	35.4
19:00:00	84	6.8	51	34.8
20:00:00	47	13.2	40	36.5
21:00:00	37	12.6	28	36.1
22:00:00	13	23.7	9	38.1
23:00:00	9	38.1	7	41.1
00:00:00	3	37.5	2	42.5
01:00:00	3	37.5	3	37.5
02:00:00	4	33.8	3	35.8
03:00:00	0	N/A	N/A	N/A
04:00:00	7	28.2	5	41.5
05:00:00	19	23.9	14	40.7
06:00:00	87	10.6	62	37.8
07:00:00	175	4.4	120	34.9
08:00:00	198	3.7	109	35.1
09:00:00	259	2.9	145	35.2
10:00:00	325	2.4	172	34.6
11:00:00	360	2.0	185	34.1
12:00:00	299	2.5	158	34.6
13:00:00	358	2.2	193	34.7
14:00:00	369	2.0	216	34.7

Starting Hour	Count	Average Speed of all Traffic	Violator Counts	Average Speed of Violators
15:00:00	388	1.9	202	34.2
16:00:00	360	2.2	196	34.4
17:00:00	283	2.4	159	34.7
18:00:00	157	4.8	96	35.9
19:00:00	100	6.1	57	35.5
20:00:00	56	12.0	37	36.6
21:00:00	47	10.0	31	36.2
22:00:00	24	22.6	19	37.5
23:00:00	5	25.0	3	35.8
00:00:00	7	30.4	4	33.8
01:00:00	2	42.5	2	42.5
02:00:00	1	37.5	1	37.5
03:00:00	0	N/A	N/A	N/A
04:00:00	6	37.5	6	37.5
05:00:00	22	12.6	15	35.2
06:00:00	77	7.9	60	36.7
07:00:00	163	4.7	112	35.2
08:00:00	218	3.8	125	34.8
09:00:00	231	3.5	117	35.5
10:00:00	288	2.6	150	34.4
11:00:00	291	2.4	163	34.5
12:00:00	273	2.6	139	34.3
13:00:00	275	2.6	148	34.4
14:00:00	280	2.5	129	34.1
15:00:00	274	2.5	136	34.8
16:00:00	337	2.3	173	34.9
17:00:00	273	2.8	143	34.9
18:00:00	173	4.4	91	35.6
19:00:00	110	7.1	61	36.5
20:00:00	78	7.9	52	35.6
21:00:00	55	9.4	31	34.6
22:00:00	21	19.8	16	36.6
23:00:00	6	21.7	3	34.2
00:00:00	5	30.0	3	42.5
01:00:00	3	28.3	3	39.2
02:00:00	1	32.5	1	32.5
03:00:00	2	18.8	2	37.5
04:00:00	9	30.6	7	36.8
05:00:00	15	23.7	11	37.5
06:00:00	71	9.7	57	37.6
07:00:00	163	4.7	113	36.3
08:00:00	247	3.0	137	34.9
09:00:00	285	3.0	161	34.9
10:00:00	360	2.3	180	34.5
11:00:00	355	2.0	138	33.8
12:00:00	303	2.3	147	34.4
13:00:00	284	2.9	157	34.9
14:00:00	303	2.5	176	34.9
15:00:00	360	2.0	177	34.5
16:00:00	441	1.7	211	34.5
17:00:00	294	2.5	184	35.3

Starting Hour	Count	Average Speed of all Traffic	Violator Counts	Average Speed of Violators
18:00:00	168	4.7	109	35.9
19:00:00	115	7.4	69	36.2
20:00:00	87	8.1	59	35.6
21:00:00	88	8.7	53	36.1
22:00:00	18	15.3	12	35.8
23:00:00	8	20.3	6	35.8
00:00:00	5	29.0	4	40.0
01:00:00	5	38.5	4	41.3
02:00:00	2	37.5	2	37.5
03:00:00	0	N/A	N/A	N/A
04:00:00	5	30.0	5	36.5
05:00:00	20	21.3	12	40.0
06:00:00	74	10.1	49	37.0
07:00:00	151	6.1	95	36.2
08:00:00	216	3.6	114	35.8
09:00:00	311	2.5	185	34.7
10:00:00	345	2.5	200	34.7
11:00:00	365	2.2	206	35.1
12:00:00	340	2.3	204	35.0
13:00:00	338	2.3	168	34.1
14:00:00	367	2.1	195	34.3
15:00:00	378	1.9	197	34.4
16:00:00	450	1.6	235	34.2
17:00:00	390	2.0	223	34.7
18:00:00	245	3.0	163	35.6
19:00:00	149	5.1	88	36.0
20:00:00	86	9.0	47	36.3
21:00:00	67	9.9	40	36.8
22:00:00	27	18.3	20	37.0
23:00:00	16	18.1	13	37.5
00:00:00	6	38.3	6	38.3
01:00:00	6	25.8	6	36.7
02:00:00	11	32.7	11	45.7
03:00:00	6	33.3	3	40.8
04:00:00	7	21.4	5	39.5
05:00:00	13	29.0	13	39.8
06:00:00	31	17.9	29	37.5
07:00:00	87	8.6	62	35.6
08:00:00	200	3.7	134	36.1
09:00:00	376	2.2	235	35.4
10:00:00	443	2.1	261	35.0
11:00:00	529	1.8	325	34.7
12:00:00	527	1.5	273	34.4
13:00:00	486	1.6	275	34.6
14:00:00	439	2.0	239	35.1
15:00:00	425	1.9	237	34.2
16:00:00	392	2.4	217	34.7
17:00:00	271	2.7	185	35.0
18:00:00	157	5.0	106	36.0
19:00:00	119	5.3	70	35.4
20:00:00	55	9.9	39	34.9

Starting Hour	Count	Average Speed of all Traffic	Violator Counts	Average Speed of Violators
21:00:00	54	12.0	38	36.1
22:00:00	30	19.6	17	38.1
23:00:00	21	20.4	11	36.1
00:00:00	1	42.5	1	42.5
01:00:00	3	25.0	3	37.5
02:00:00	4	25.6	2	37.5
03:00:00	3	27.5	1	32.5
04:00:00	1	42.5	1	42.5
05:00:00	10	30.0	7	39.6
06:00:00	36	14.2	23	37.9
07:00:00	76	9.7	40	36.5
08:00:00	184	3.2	40	33.6
09:00:00	338	2.0	119	34.2
10:00:00	437	1.7	242	34.9
11:00:00	407	1.9	213	34.5
12:00:00	439	1.8	270	34.5
13:00:00	388	2.5	217	35.4
14:00:00	366	2.3	223	34.7
15:00:00	379	2.1	195	34.4
16:00:00	358	2.1	188	34.3
17:00:00	238	3.4	152	34.5
18:00:00	174	4.9	104	35.8
19:00:00	100	7.5	63	36.2
20:00:00	77	9.3	44	35.6
21:00:00	52	10.6	33	36.0
22:00:00	34	18.7	22	36.8
23:00:00	17	26.8	14	38.6
00:00:00	10	26.3	8	37.5
01:00:00	3	30.0	3	40.8
02:00:00	1	67.5	1	67.5
03:00:00	1	32.5	1	32.5
04:00:00	1	47.5	1	47.5
05:00:00	4	36.3	3	39.2
06:00:00	15	29.2	14	40.4
07:00:00	55	11.7	47	37.2
08:00:00	140	4.7	85	35.4
09:00:00	305	2.8	204	34.9
10:00:00	359	2.3	209	34.9
11:00:00	461	1.8	255	34.9
12:00:00	420	2.1	242	35.3
13:00:00	372	2.3	212	34.8
14:00:00	318	2.2	197	34.8
15:00:00	306	2.4	169	34.6
16:00:00	305	2.4	183	34.5
17:00:00	218	3.1	147	35.2
18:00:00	145	5.7	93	35.8
19:00:00	88	8.2	58	36.6
20:00:00	61	9.5	37	35.6
21:00:00	33	22.6	24	38.1
22:00:00	28	17.0	19	35.7
23:00:00	10	24.3	7	38.9

Starting Hour	Count	Average Speed of all Traffic	Violator Counts	Average Speed of Violators
00:00:00	4	36.3	3	39.2
01:00:00	2	40.0	2	40.0
02:00:00	0	N/A	N/A	N/A
03:00:00	2	30.0	1	32.5
04:00:00	3	44.2	3	44.2
05:00:00	13	21.5	10	36.5
06:00:00	25	17.7	20	37.0
07:00:00	65	9.9	45	35.4
08:00:00	157	4.8	112	35.5
09:00:00	260	3.0	135	35.0
10:00:00	369	1.9	203	34.7
11:00:00	357	2.0	203	34.7
12:00:00	376	2.2	231	34.8
13:00:00	338	2.1	214	34.9
14:00:00	298	2.3	192	34.1
15:00:00	343	2.1	186	34.4
16:00:00	272	2.9	133	34.5
17:00:00	241	3.4	139	35.3
18:00:00	134	4.7	88	35.2
19:00:00	93	7.0	59	35.2
20:00:00	60	11.6	37	36.8
21:00:00	34	15.1	20	35.8
22:00:00	31	17.2	21	36.5
23:00:00	10	24.0	7	33.9
00:00:00	4	35.0	3	37.5
01:00:00	1	47.5	1	47.5
02:00:00	2	50.0	2	50.0
03:00:00	0	N/A	N/A	N/A
04:00:00	6	28.8	4	38.8
05:00:00	22	26.6	15	39.8
06:00:00	76	8.8	57	36.7
07:00:00	164	3.7	95	35.0
08:00:00	219	3.3	131	34.6
09:00:00	296	2.5	177	34.5
10:00:00	332	2.0	181	34.4
11:00:00	332	2.3	161	34.2
12:00:00	321	2.3	164	34.6
13:00:00	298	2.3	156	34.3
14:00:00	314	2.6	172	34.5
15:00:00	324	2.4	162	34.6
16:00:00	394	1.8	192	34.3
17:00:00	301	2.3	175	34.7
18:00:00	172	4.2	117	35.5
19:00:00	118	6.1	76	35.1
20:00:00	92	8.5	52	36.0
21:00:00	43	13.0	26	36.7
22:00:00	22	25.8	17	39.3
23:00:00	13	26.5	10	37.0
00:00:00	4	31.3	3	34.2
01:00:00	1	47.5	1	47.5
02:00:00	4	35.0	3	37.5

Starting Hour	Count	Average Speed of all Traffic	Violator Counts	Average Speed of Violators
03:00:00	0	N/A	N/A	N/A
04:00:00	8	26.6	5	35.5
05:00:00	21	21.0	15	40.8
06:00:00	80	9.8	65	36.8
07:00:00	163	4.9	104	35.8
08:00:00	234	3.3	139	34.9
09:00:00	304	2.6	161	34.7
10:00:00	373	2.0	199	34.7
11:00:00	354	2.2	182	34.8
12:00:00	331	2.2	191	34.6
13:00:00	320	2.4	159	35.1
14:00:00	340	2.4	188	34.9
15:00:00	333	2.3	179	34.5
16:00:00	364	2.2	205	34.5
17:00:00	277	2.4	168	35.0
18:00:00	198	3.5	121	34.6
19:00:00	122	5.5	77	35.9
20:00:00	105	7.8	61	35.9
21:00:00	61	9.7	38	36.4
22:00:00	18	21.1	13	39.0
23:00:00	15	23.3	8	38.8
00:00:00	7	31.4	6	39.2
01:00:00	1	27.5	0	NaN
02:00:00	2	42.5	2	42.5
03:00:00	0	N/A	N/A	N/A
04:00:00	8	30.9	5	39.5
05:00:00	23	20.9	16	38.4
06:00:00	80	10.1	58	36.7
07:00:00	148	5.1	98	35.7
08:00:00	249	3.3	146	34.9
09:00:00	339	2.4	165	35.0
10:00:00	364	2.3	181	34.7
11:00:00	319	2.4	184	34.5
12:00:00	354	2.2	192	34.6
13:00:00	273	2.3	117	33.9
14:00:00	317	2.4	166	34.5
15:00:00	326	2.1	185	34.2
16:00:00	371	1.9	191	34.3
17:00:00	356	2.0	205	34.5
18:00:00	188	4.7	116	35.9
19:00:00	151	4.5	86	35.5
20:00:00	86	8.3	49	35.7
21:00:00	60	10.2	41	37.5
22:00:00	36	17.3	27	37.9
23:00:00	10	24.3	6	39.2
00:00:00	7	30.7	7	35.4
01:00:00	5	37.5	5	37.5
02:00:00	4	25.6	2	37.5
03:00:00	0	N/A	N/A	N/A
04:00:00	6	21.7	4	33.8
05:00:00	26	16.0	17	37.5

Starting Hour	Count	Average Speed of all Traffic	Violator Counts	Average Speed of Violators
06:00:00	69	11.9	49	37.7
07:00:00	153	4.6	100	35.1
08:00:00	205	3.2	121	35.1
09:00:00	332	2.4	201	34.6
10:00:00	392	1.9	222	34.9
11:00:00	406	1.9	238	34.1
12:00:00	384	2.1	204	34.5
13:00:00	380	2.0	198	34.3
14:00:00	427	1.8	247	34.7
15:00:00	476	1.7	282	34.1
16:00:00	425	1.9	237	34.9
17:00:00	367	2.2	204	34.7
18:00:00	246	3.4	136	36.0
19:00:00	155	5.4	107	36.0
20:00:00	90	7.9	50	36.0
21:00:00	63	9.9	45	35.6
22:00:00	42	11.0	26	35.8
23:00:00	22	16.9	16	35.3
00:00:00	13	17.9	7	36.1
01:00:00	3	10.8	3	32.5
02:00:00	3	37.5	2	42.5
03:00:00	3	30.8	2	32.5
04:00:00	9	25.0	6	42.5
05:00:00	12	29.8	12	40.0
06:00:00	34	17.8	25	36.5
07:00:00	83	9.0	54	36.5
08:00:00	169	4.4	90	34.7
09:00:00	292	2.7	139	34.6
10:00:00	340	2.1	171	34.7
11:00:00	322	2.3	188	34.7
12:00:00	308	1.9	189	34.4
13:00:00	326	2.1	177	34.6
14:00:00	304	2.4	165	34.4
15:00:00	367	2.0	187	34.3
16:00:00	318	2.6	179	35.0
17:00:00	215	3.2	137	35.4
18:00:00	185	3.9	112	35.4
19:00:00	108	6.2	73	36.3
20:00:00	80	8.3	43	35.2
21:00:00	53	8.7	28	35.4
22:00:00	31	19.4	19	36.4
23:00:00	24	19.7	19	37.5
00:00:00	12	25.2	10	35.5
01:00:00	3	39.2	3	39.2
02:00:00	0	N/A	N/A	N/A
03:00:00	1	37.5	1	37.5
04:00:00	1	62.5	1	62.5
05:00:00	11	21.8	6	35.8
06:00:00	19	26.3	15	39.5
07:00:00	56	12.2	36	36.1
08:00:00	146	4.7	86	35.3

Starting Hour	Count	Average Speed of all Traffic	Violator Counts	Average Speed of Violators
09:00:00	235	3.4	140	35.6
10:00:00	291	3.2	197	35.8
11:00:00	341	2.9	211	36.0
12:00:00	332	2.0	208	34.4
13:00:00	322	2.2	174	34.2
14:00:00	281	3.2	166	34.8
15:00:00	249	2.9	142	34.5
16:00:00	263	2.9	163	35.0
17:00:00	192	3.5	120	34.8
18:00:00	125	5.8	88	36.1
19:00:00	84	9.0	57	37.1
20:00:00	67	12.3	50	37.2
21:00:00	36	15.0	23	35.5
22:00:00	22	22.7	13	39.0
23:00:00	3	37.5	2	42.5
00:00:00	1	37.5	1	37.5
01:00:00	4	28.1	4	36.3
02:00:00	2	35.0	2	35.0
03:00:00	1	37.5	1	37.5
04:00:00	8	26.3	5	38.5
05:00:00	29	19.0	22	36.8
06:00:00	86	8.6	64	36.5
07:00:00	208	4.1	107	35.5
08:00:00	299	2.3	144	34.1
09:00:00	282	2.6	143	34.0
10:00:00	290	2.6	170	34.4
11:00:00	287	2.2	134	34.3
12:00:00	267	2.6	158	34.3
13:00:00	298	2.4	137	34.9
14:00:00	286	2.2	138	34.1
15:00:00	297	2.6	152	34.4
16:00:00	353	2.3	189	34.7
17:00:00	315	2.2	170	34.6
18:00:00	174	4.7	114	35.7
19:00:00	122	6.1	73	35.7
20:00:00	91	8.9	48	36.6
21:00:00	56	13.3	37	37.1
22:00:00	24	17.5	17	36.3
23:00:00	5	26.0	4	33.8
00:00:00	7	20.7	5	37.5
01:00:00	2	35.0	1	42.5
02:00:00	3	39.2	3	39.2
03:00:00	4	42.5	4	42.5
04:00:00	8	20.9	7	35.4
05:00:00	18	21.3	11	40.2
06:00:00	92	8.7	62	36.5
07:00:00	180	4.4	119	35.4
08:00:00	279	3.0	148	34.9
09:00:00	254	3.1	144	34.6
10:00:00	278	2.9	146	34.4
11:00:00	302	2.3	159	33.9

Starting Hour	Count	Average Speed of all Traffic	Violator Counts	Average Speed of Violators
12:00:00	269	2.7	148	34.1
13:00:00	292	2.4	140	34.0
14:00:00	298	2.3	140	34.0
15:00:00	338	1.9	149	33.9
16:00:00	408	2.0	202	34.6
17:00:00	325	2.6	170	34.5
18:00:00	178	4.2	109	35.7
19:00:00	97	7.6	58	36.5
20:00:00	83	8.1	54	35.2
21:00:00	28	15.3	16	36.3
22:00:00	18	24.4	13	37.9
23:00:00	7	36.8	5	40.5
00:00:00	2	45.0	2	45.0
01:00:00	1	37.5	1	37.5
02:00:00	1	37.5	1	37.5
03:00:00	3	39.2	2	45.0
04:00:00	5	30.0	4	40.0
05:00:00	19	19.6	15	38.2
06:00:00	86	9.3	67	37.6
07:00:00	182	4.4	86	35.1
08:00:00	287	2.7	132	34.3
09:00:00	283	2.6	147	34.6
10:00:00	297	2.4	152	34.3
11:00:00	291	1.9	139	34.3
12:00:00	272	2.3	156	34.4
13:00:00	263	2.4	134	33.9
14:00:00	279	2.4	119	34.2
15:00:00	344	2.3	173	34.5
16:00:00	372	2.2	175	34.1
17:00:00	315	2.6	178	34.9
18:00:00	193	4.2	107	35.8
19:00:00	105	6.7	70	35.6
20:00:00	66	8.2	31	34.9
21:00:00	46	12.0	35	35.9
22:00:00	34	16.0	25	35.3
23:00:00	7	23.9	5	37.5
00:00:00	3	40.8	3	40.8
01:00:00	2	35.0	1	42.5
02:00:00	1	37.5	1	37.5
03:00:00	2	40.0	2	40.0
04:00:00	4	35.0	3	37.5
05:00:00	22	21.0	15	38.2
06:00:00	93	8.7	70	37.4
07:00:00	190	4.5	102	34.9
08:00:00	282	2.4	134	34.5
09:00:00	260	2.2	136	34.1
10:00:00	236	3.0	130	34.3
11:00:00	264	2.6	132	34.3
12:00:00	324	2.3	151	34.3
13:00:00	279	3.0	140	34.7
14:00:00	303	2.2	153	33.9

Starting Hour	Count	Average Speed of all Traffic	Violator Counts	Average Speed of Violators
15:00:00	365	1.9	190	33.9
16:00:00	419	1.9	195	34.6
17:00:00	344	2.3	175	34.8
18:00:00	187	4.4	118	35.7
19:00:00	131	6.2	84	35.2
20:00:00	106	6.5	63	36.9
21:00:00	51	12.5	30	35.5
22:00:00	36	14.6	22	36.1
23:00:00	28	19.6	21	38.0
00:00:00	3	40.8	3	40.8
01:00:00	1	32.5	1	32.5
02:00:00	2	30.0	1	32.5
03:00:00	4	28.1	4	36.3
04:00:00	11	32.0	10	40.0
05:00:00	19	23.6	14	36.8
06:00:00	88	7.0	62	37.0
07:00:00	180	4.3	115	36.1
08:00:00	267	2.7	125	35.1
09:00:00	290	2.8	163	34.8
10:00:00	327	2.2	180	34.6
11:00:00	388	2.0	211	34.4
12:00:00	387	2.0	196	34.1
13:00:00	383	2.0	212	34.5
14:00:00	402	1.8	209	34.6
15:00:00	498	1.6	256	34.3
16:00:00	502	1.5	252	34.3
17:00:00	388	2.1	237	34.8
18:00:00	304	2.6	200	35.4
19:00:00	197	3.8	109	35.3
20:00:00	114	7.0	67	35.6
21:00:00	60	8.8	39	35.1
22:00:00	45	13.7	28	36.6
23:00:00	26	21.3	20	37.3
00:00:00	25	13.3	17	35.1
01:00:00	5	29.0	5	35.5
02:00:00	0	N/A	N/A	N/A
03:00:00	3	35.8	2	40.0
04:00:00	4	35.0	3	37.5
05:00:00	12	34.6	10	44.5
06:00:00	44	12.2	33	35.2
07:00:00	105	7.1	61	36.6
08:00:00	198	3.5	97	35.2
09:00:00	303	2.7	180	35.1
10:00:00	379	1.9	206	34.6
11:00:00	426	2.1	235	34.8
12:00:00	420	1.9	230	34.3
13:00:00	454	1.7	239	34.4
14:00:00	391	2.2	196	34.5
15:00:00	373	1.8	203	34.2
16:00:00	343	2.2	190	34.6
17:00:00	271	2.5	154	34.6

Starting Hour	Count	Average Speed of all Traffic	Violator Counts	Average Speed of Violators
18:00:00	190	4.1	109	35.5
19:00:00	108	6.5	66	35.7
20:00:00	80	7.8	50	36.0
21:00:00	49	13.4	34	37.4
22:00:00	35	16.2	19	36.4
23:00:00	21	20.5	16	37.2
00:00:00	14	20.5	6	35.8
01:00:00	2	32.5	1	37.5
02:00:00	4	31.3	2	35.0
03:00:00	0	N/A	N/A	N/A
04:00:00	5	28.0	3	37.5
05:00:00	5	29.0	3	39.2
06:00:00	11	35.7	8	39.4
07:00:00	56	12.6	26	36.2
08:00:00	129	4.9	65	34.4
09:00:00	247	3.2	144	34.7
10:00:00	273	2.4	141	34.5
11:00:00	364	1.9	166	34.3
12:00:00	360	2.1	192	34.5
13:00:00	301	2.6	146	34.9
14:00:00	314	2.6	173	34.8
15:00:00	307	2.2	155	34.5
16:00:00	321	2.2	146	34.2
17:00:00	211	3.1	119	34.6
18:00:00	150	4.6	97	35.2
19:00:00	109	7.0	70	34.9
20:00:00	55	13.0	33	37.0
21:00:00	39	12.8	26	34.8
22:00:00	22	16.3	15	35.8
23:00:00	13	26.9	8	40.0
00:00:00	4	23.1	2	32.5
01:00:00	3	35.8	2	40.0
02:00:00	3	21.7	2	37.5
03:00:00	2	35.0	2	35.0
04:00:00	5	34.5	5	34.5
05:00:00	13	20.2	10	38.0
06:00:00	27	14.2	16	37.2
07:00:00	63	9.5	49	35.5
08:00:00	142	4.6	71	34.6
09:00:00	264	2.9	154	34.4
10:00:00	271	2.6	155	34.4
11:00:00	355	2.5	179	34.6
12:00:00	447	1.7	212	34.0
13:00:00	400	1.8	215	34.4
14:00:00	401	1.8	204	34.2
15:00:00	429	1.6	218	34.2
16:00:00	394	1.9	172	34.0
17:00:00	273	2.5	145	34.2
18:00:00	160	6.0	97	36.5
19:00:00	92	8.1	55	35.8
20:00:00	63	10.2	39	35.6

Starting Hour	Count	Average Speed of all Traffic	Violator Counts	Average Speed of Violators
21:00:00	45	13.4	30	36.0
22:00:00	21	19.8	16	36.3
23:00:00	6	26.3	3	34.2
00:00:00	3	20.0	1	32.5
01:00:00	2	21.3	2	42.5
02:00:00	3	39.2	3	39.2
03:00:00	0	N/A	N/A	N/A
04:00:00	9	28.6	8	37.5
05:00:00	15	29.0	9	40.8
06:00:00	91	8.3	65	36.0
07:00:00	167	4.9	91	35.2
08:00:00	310	2.3	121	34.1
09:00:00	271	2.9	104	34.7
10:00:00	274	2.6	121	34.6
11:00:00	247	3.0	126	34.6
12:00:00	257	2.2	114	33.7
13:00:00	272	2.4	129	34.1
14:00:00	280	2.7	143	34.0
15:00:00	359	2.0	141	34.3
16:00:00	416	1.8	183	34.2
17:00:00	296	2.5	171	34.6
18:00:00	173	4.1	96	35.2
19:00:00	123	6.0	71	35.7
20:00:00	83	8.6	51	36.5
21:00:00	45	13.8	26	36.9
22:00:00	26	17.3	17	35.4
23:00:00	11	26.4	7	39.6
00:00:00	4	29.4	2	45.0
01:00:00	1	32.5	1	32.5
02:00:00	2	35.0	2	35.0
03:00:00	3	30.8	1	37.5
04:00:00	7	23.9	6	34.2
05:00:00	14	24.5	13	37.9
06:00:00	77	8.8	51	37.3
07:00:00	193	3.7	116	34.8
08:00:00	281	2.8	125	34.3
09:00:00	261	2.7	119	34.3
10:00:00	279	2.7	138	34.1
11:00:00	291	2.5	158	34.2
12:00:00	299	2.4	158	34.3
13:00:00	278	2.7	154	34.4
14:00:00	281	2.5	147	34.5
15:00:00	370	1.8	166	34.1
16:00:00	347	2.1	162	34.5
17:00:00	298	2.6	171	35.0
18:00:00	143	5.5	102	36.0
19:00:00	136	5.5	90	36.1
20:00:00	71	9.3	42	36.1
21:00:00	44	13.5	26	36.7
22:00:00	21	21.5	15	37.2
23:00:00	4	40.0	3	44.2

Starting Hour	Count	Average Speed of all Traffic	Violator Counts	Average Speed of Violators
00:00:00	5	28.0	3	37.5
01:00:00	7	28.2	5	40.5
02:00:00	2	35.0	2	35.0
03:00:00	1	27.5	0	NaN
04:00:00	4	37.5	4	37.5
05:00:00	17	24.6	15	39.8
06:00:00	111	7.0	76	36.8
07:00:00	169	4.5	95	35.5
08:00:00	285	2.6	157	35.0
09:00:00	267	2.5	150	34.3
10:00:00	286	2.8	170	34.2
11:00:00	264	2.8	144	35.1
12:00:00	271	2.7	133	34.7
13:00:00	270	2.8	135	34.5
14:00:00	310	2.3	142	34.2
15:00:00	376	2.0	191	34.2
16:00:00	431	1.7	222	34.2
17:00:00	374	1.9	213	34.0
18:00:00	239	3.5	133	34.9
19:00:00	137	5.0	84	35.2
20:00:00	86	8.2	54	36.9
21:00:00	47	13.1	36	36.3
22:00:00	29	17.0	21	35.6
23:00:00	13	18.7	11	35.2
00:00:00	4	33.8	2	40.0
01:00:00	2	45.0	2	45.0
02:00:00	3	35.8	3	35.8
03:00:00	4	31.3	2	35.0
04:00:00	9	27.8	6	35.8
05:00:00	19	20.9	16	38.4
06:00:00	71	11.7	48	37.8
07:00:00	155	5.0	96	35.7
08:00:00	290	3.1	148	34.7
09:00:00	273	2.8	142	34.6
10:00:00	294	2.6	156	34.8
11:00:00	348	2.3	177	34.4
12:00:00	390	2.0	188	34.7
13:00:00	400	1.8	216	34.3
14:00:00	397	1.7	225	33.9
15:00:00	518	1.4	277	34.3
16:00:00	419	1.8	258	34.3
17:00:00	320	2.7	186	35.2
18:00:00	202	3.5	136	35.1
19:00:00	128	6.4	79	36.6
20:00:00	85	10.1	57	37.1
21:00:00	31	15.7	20	35.8
22:00:00	49	12.9	31	35.4
23:00:00	21	19.9	11	35.7
00:00:00	11	19.1	7	38.9
01:00:00	3	42.5	3	42.5
02:00:00	10	17.8	1	32.5

Starting Hour	Count	Average Speed of all Traffic	Violator Counts	Average Speed of Violators
03:00:00	2	42.5	2	42.5
04:00:00	5	31.0	5	39.5
05:00:00	17	29.1	17	39.9
06:00:00	31	17.3	24	36.7
07:00:00	82	9.5	50	37.0
08:00:00	156	4.6	91	34.8
09:00:00	297	2.5	174	35.1
10:00:00	316	2.6	163	35.6
11:00:00	401	2.1	221	34.8
12:00:00	346	2.1	205	35.1
13:00:00	364	2.0	185	34.7
14:00:00	327	2.4	179	34.6
15:00:00	334	2.2	196	34.4
16:00:00	314	2.6	154	34.9
17:00:00	230	2.8	137	34.3
18:00:00	165	4.9	84	35.5
19:00:00	116	6.0	70	35.3
20:00:00	91	7.6	49	35.3
21:00:00	58	10.2	39	35.6
22:00:00	37	15.8	20	36.5
23:00:00	23	20.7	17	36.0
00:00:00	13	23.1	8	34.4
01:00:00	7	25.4	4	41.3
02:00:00	5	33.5	3	39.2
03:00:00	1	32.5	1	32.5
04:00:00	3	39.2	2	45.0
05:00:00	7	31.4	5	39.5
06:00:00	20	23.0	19	37.2
07:00:00	58	11.2	41	35.8
08:00:00	102	6.6	66	35.3
09:00:00	226	3.5	116	34.6
10:00:00	300	2.8	175	35.2
11:00:00	372	2.0	213	34.6
12:00:00	352	2.0	187	34.8
13:00:00	330	2.7	179	35.0
14:00:00	331	2.2	199	34.4
15:00:00	324	2.0	176	34.2
16:00:00	316	2.2	175	34.7
17:00:00	197	3.6	113	35.1
18:00:00	138	5.4	89	35.4
19:00:00	96	8.0	67	36.4
20:00:00	75	10.1	46	36.4
21:00:00	31	18.1	17	38.4
22:00:00	22	25.2	17	37.2
23:00:00	10	21.8	5	38.5
00:00:00	6	37.5	4	42.5
01:00:00	4	42.5	4	42.5
02:00:00	1	37.5	1	37.5
03:00:00	0	N/A	N/A	N/A
04:00:00	10	26.5	7	36.1
05:00:00	32	15.8	23	39.2

Starting Hour	Count	Average Speed of all Traffic	Violator Counts	Average Speed of Violators
06:00:00	83	9.4	61	36.8
07:00:00	217	3.7	127	35.3
08:00:00	278	2.8	124	34.7
09:00:00	268	2.7	138	34.8
10:00:00	260	2.8	131	34.5
11:00:00	306	2.3	162	35.1
12:00:00	297	2.3	167	34.2
13:00:00	325	2.2	154	34.2
14:00:00	318	2.2	170	34.6
15:00:00	347	2.2	164	34.2
16:00:00	352	2.1	198	34.4
17:00:00	334	2.2	180	34.9
18:00:00	155	4.2	103	35.1
19:00:00	123	6.4	84	36.5
20:00:00	95	7.5	56	36.5
21:00:00	64	9.1	28	36.4
22:00:00	11	29.3	10	36.5
23:00:00	6	33.3	4	36.3
00:00:00	0	N/A	N/A	N/A
01:00:00	0	N/A	N/A	N/A
02:00:00	1	37.5	1	37.5
03:00:00	0	N/A	N/A	N/A
04:00:00	5	24.5	5	38.5
05:00:00	18	24.0	17	37.2
06:00:00	95	8.0	69	36.5
07:00:00	210	3.7	126	34.9
08:00:00	267	2.7	133	34.8
09:00:00	287	2.2	153	34.2
10:00:00	274	2.9	149	34.9
11:00:00	281	2.6	145	35.3
12:00:00	276	2.6	152	34.6
13:00:00	318	2.7	182	34.9
14:00:00	328	2.4	164	35.0
15:00:00	352	2.1	195	34.4
16:00:00	411	2.0	239	34.5
17:00:00	312	2.3	185	35.0
18:00:00	169	4.4	106	36.1
19:00:00	149	5.3	98	35.7
20:00:00	73	11.3	47	36.6
21:00:00	52	10.5	27	35.6
22:00:00	32	14.5	23	36.4
23:00:00	7	30.7	7	35.4
00:00:00	2	37.5	2	37.5
01:00:00	1	32.5	1	32.5
02:00:00	2	42.5	2	42.5
03:00:00	3	35.8	2	40.0
04:00:00	10	26.5	6	36.7
05:00:00	16	23.1	15	37.2
06:00:00	75	9.5	59	36.2
07:00:00	194	5.0	110	36.2
08:00:00	300	2.4	136	34.4

Starting Hour	Count	Average Speed of all Traffic	Violator Counts	Average Speed of Violators
09:00:00	248	2.8	134	34.6
10:00:00	277	3.0	141	35.0
11:00:00	293	3.0	148	34.8
12:00:00	289	2.4	162	34.2
13:00:00	263	2.7	162	34.5
14:00:00	316	2.5	172	34.3
15:00:00	375	1.7	183	34.2
16:00:00	425	1.6	201	34.2
17:00:00	330	2.3	195	34.9
18:00:00	189	4.2	118	35.3
19:00:00	122	6.8	75	36.7
20:00:00	98	6.9	57	35.3
21:00:00	48	10.9	26	35.8
22:00:00	33	14.1	17	36.3
23:00:00	13	18.7	11	35.7
00:00:00	2	40.0	2	40.0
01:00:00	1	47.5	1	47.5
02:00:00	2	40.0	2	40.0
03:00:00	3	23.3	3	35.8
04:00:00	5	37.5	4	40.0
05:00:00	19	27.1	15	37.8
06:00:00	86	10.1	61	37.7
07:00:00	212	4.2	122	35.2
08:00:00	326	2.1	169	34.3
09:00:00	315	2.6	146	34.9
10:00:00	288	2.2	151	34.2
11:00:00	290	2.9	146	34.7
12:00:00	269	2.4	139	34.1
13:00:00	289	2.5	149	34.6
14:00:00	351	2.4	178	34.2
15:00:00	391	2.0	181	34.3
16:00:00	422	1.8	204	34.4
17:00:00	311	2.5	182	34.5
18:00:00	225	3.5	129	35.1
19:00:00	146	5.0	79	35.2
20:00:00	77	6.7	43	33.9
21:00:00	52	13.1	34	36.3
22:00:00	37	16.8	29	37.0
23:00:00	14	26.4	13	37.9
00:00:00	7	25.4	6	37.5
01:00:00	2	42.5	2	42.5
02:00:00	4	29.4	4	37.5
03:00:00	1	27.5	0	NaN
04:00:00	9	30.0	7	36.1
05:00:00	26	22.6	15	39.8
06:00:00	91	8.7	67	36.5
07:00:00	171	4.8	98	36.1
08:00:00	268	2.6	152	35.0
09:00:00	294	3.0	162	35.0
10:00:00	340	2.3	204	34.8
11:00:00	328	2.3	190	34.9

Starting Hour	Count	Average Speed of all Traffic	Violator Counts	Average Speed of Violators
12:00:00	391	2.0	203	34.5
13:00:00	362	2.1	196	34.5
14:00:00	418	1.8	200	33.8
15:00:00	465	1.8	213	34.3
16:00:00	456	1.9	254	34.6
17:00:00	403	2.2	205	34.9
18:00:00	243	3.5	158	35.9
19:00:00	146	5.7	102	36.2
20:00:00	91	8.4	60	35.3
21:00:00	57	11.7	38	36.8
22:00:00	50	13.0	33	37.2
23:00:00	16	23.6	13	37.1
00:00:00	13	22.7	9	38.1
01:00:00	2	45.0	2	45.0
02:00:00	1	57.5	1	57.5
03:00:00	5	35.5	3	42.5
04:00:00	8	26.9	6	39.2
05:00:00	8	27.2	4	37.5
06:00:00	34	13.5	26	36.5
07:00:00	93	8.5	64	36.5
08:00:00	186	3.6	112	35.0
09:00:00	314	2.3	174	34.9
10:00:00	386	1.9	214	35.1
11:00:00	401	2.1	216	35.2
12:00:00	340	2.6	194	34.3
13:00:00	355	2.1	213	34.6
14:00:00	336	2.4	185	34.7
15:00:00	397	2.1	198	34.9
16:00:00	339	2.4	192	34.5
17:00:00	258	2.7	157	34.5
18:00:00	168	4.8	123	35.1
19:00:00	114	6.9	79	36.4
20:00:00	74	10.0	51	36.7
21:00:00	77	9.8	45	36.9
22:00:00	42	14.5	29	39.1
23:00:00	16	22.3	9	36.4
00:00:00	10	27.0	6	37.5
01:00:00	8	26.3	7	35.4
02:00:00	4	29.4	2	45.0
03:00:00	5	27.0	4	35.0
04:00:00	1	52.5	1	52.5
05:00:00	7	32.9	5	40.5
06:00:00	17	21.2	14	36.1
07:00:00	47	13.3	34	36.6
08:00:00	100	6.9	57	35.0
09:00:00	249	3.5	138	35.5
10:00:00	302	2.6	167	35.3
11:00:00	359	2.1	179	34.4
12:00:00	344	2.3	185	35.0
13:00:00	283	2.8	144	34.8
14:00:00	294	2.7	169	34.7

Starting Hour	Count	Average Speed of all Traffic	Violator Counts	Average Speed of Violators
15:00:00	298	2.5	156	34.5
16:00:00	294	2.4	164	34.8
17:00:00	289	3.0	172	34.7
18:00:00	153	4.3	99	35.7
19:00:00	102	6.3	70	35.6
20:00:00	76	8.9	48	35.9
21:00:00	36	16.0	25	37.3
22:00:00	21	22.5	17	39.3
23:00:00	7	17.5	0	NaN
00:00:00	6	33.3	4	36.3
01:00:00	3	20.0	1	32.5
02:00:00	2	32.5	1	37.5
03:00:00	3	35.8	2	40.0
04:00:00	7	24.3	7	38.2
05:00:00	26	19.0	20	37.0
06:00:00	88	7.4	64	35.5
07:00:00	183	4.5	99	35.9
08:00:00	281	2.6	158	34.5
09:00:00	266	2.7	125	34.5
10:00:00	255	3.1	162	35.2
11:00:00	277	2.2	142	34.3
12:00:00	263	2.8	138	34.8
13:00:00	274	2.3	159	34.4
14:00:00	303	2.6	168	34.3
15:00:00	346	2.0	181	34.6
16:00:00	354	2.0	173	34.3
17:00:00	294	2.2	181	34.9
18:00:00	172	4.2	103	35.0
19:00:00	118	6.0	75	36.0
20:00:00	75	8.4	44	35.1
21:00:00	49	11.9	29	35.1
22:00:00	19	17.2	17	36.9
23:00:00	8	25.6	6	37.5
00:00:00	4	30.6	4	41.3
01:00:00	0	N/A	N/A	N/A
02:00:00	2	40.0	2	40.0
03:00:00	3	40.8	2	47.5
04:00:00	6	23.3	6	34.2
05:00:00	21	23.6	16	36.9
06:00:00	110	7.4	74	37.0
07:00:00	191	3.9	100	35.5
08:00:00	318	2.5	171	34.7
09:00:00	297	2.9	150	35.2
10:00:00	348	2.3	193	34.7
11:00:00	342	2.1	184	34.9
12:00:00	319	2.5	170	34.7
13:00:00	273	2.7	151	34.6
14:00:00	285	2.7	152	34.5
15:00:00	352	2.1	190	34.2
16:00:00	429	1.7	220	34.1
17:00:00	335	2.6	184	34.7

Starting Hour	Count	Average Speed of all Traffic	Violator Counts	Average Speed of Violators
18:00:00	170	4.2	101	35.5
19:00:00	136	5.5	82	35.7
20:00:00	78	7.6	45	35.6
21:00:00	59	10.0	32	34.8
22:00:00	28	13.7	21	35.4
23:00:00	6	30.4	5	38.5
00:00:00	2	35.0	2	35.0
01:00:00	0	N/A	N/A	N/A
02:00:00	1	32.5	1	32.5
03:00:00	2	32.5	1	37.5
04:00:00	11	30.2	9	38.1
05:00:00	13	25.2	11	37.0
06:00:00	106	7.9	83	37.3
07:00:00	182	4.2	112	35.1
08:00:00	306	2.5	156	34.4
09:00:00	290	2.6	159	34.5
10:00:00	345	2.1	196	34.3
11:00:00	326	2.3	189	34.4
12:00:00	302	2.4	176	34.6
13:00:00	303	2.4	154	34.3
14:00:00	353	2.0	167	34.2
15:00:00	378	2.0	185	34.0
16:00:00	443	1.7	194	34.0
17:00:00	332	2.2	188	34.3
18:00:00	178	4.1	109	35.3
19:00:00	131	6.0	87	35.9
20:00:00	108	6.9	66	35.5
21:00:00	64	11.6	38	36.6
22:00:00	27	15.0	19	37.5
23:00:00	10	30.5	5	36.5
00:00:00	5	40.5	5	40.5
01:00:00	4	31.9	4	43.8
02:00:00	1	37.5	1	37.5
03:00:00	0	N/A	N/A	N/A
04:00:00	6	37.5	5	39.5
05:00:00	22	20.3	20	37.8
06:00:00	95	7.0	70	36.1
07:00:00	214	3.1	116	34.8
08:00:00	297	2.5	129	34.5
09:00:00	280	2.8	157	34.7
10:00:00	337	2.2	178	34.5
11:00:00	340	2.0	172	34.4
12:00:00	348	2.3	210	34.5
13:00:00	315	2.3	164	34.2
14:00:00	313	2.7	159	34.5
15:00:00	359	2.3	164	34.5
16:00:00	420	1.6	226	34.0
17:00:00	328	2.3	193	35.2
18:00:00	193	4.0	113	35.6
19:00:00	147	5.8	93	36.2
20:00:00	103	6.8	62	36.1

Starting Hour	Count	Average Speed of all Traffic	Violator Counts	Average Speed of Violators
21:00:00	44	14.5	33	37.8
22:00:00	26	20.3	18	37.5
23:00:00	13	28.8	12	37.1
00:00:00	3	37.5	3	37.5
01:00:00	4	36.3	4	36.3
02:00:00	1	32.5	1	32.5
03:00:00	0	N/A	N/A	N/A
04:00:00	7	30.0	4	38.8
05:00:00	26	23.0	23	41.4
06:00:00	87	9.1	59	36.7
07:00:00	175	4.4	105	35.6
08:00:00	275	2.7	135	34.9
09:00:00	318	2.2	160	34.5
10:00:00	288	2.6	160	34.5
11:00:00	354	2.0	188	34.2
12:00:00	391	2.0	194	34.4
13:00:00	349	2.1	207	34.7
14:00:00	474	1.6	241	34.3
15:00:00	476	1.7	243	34.4
16:00:00	447	1.8	239	34.5
17:00:00	419	2.0	228	35.4
18:00:00	255	3.4	164	35.5
19:00:00	162	5.1	91	35.7
20:00:00	78	9.5	57	35.7
21:00:00	70	11.6	37	37.4
22:00:00	39	12.1	20	35.0
23:00:00	28	20.4	20	37.5
00:00:00	20	26.6	13	38.3
01:00:00	9	27.5	7	38.2
02:00:00	2	32.5	1	37.5
03:00:00	2	32.5	2	32.5
04:00:00	3	23.3	3	34.2
05:00:00	19	23.3	13	37.5
06:00:00	35	19.7	31	38.0
07:00:00	86	7.3	54	35.0
08:00:00	184	3.9	102	35.3
09:00:00	279	2.7	152	34.8
10:00:00	331	2.4	206	35.3
11:00:00	386	2.1	218	34.9
12:00:00	375	2.1	190	34.6
13:00:00	281	2.5	154	34.4
14:00:00	360	1.8	211	34.3
15:00:00	333	2.1	186	34.7
16:00:00	331	2.5	170	34.7
17:00:00	243	3.0	147	35.1
18:00:00	128	6.2	82	36.2
19:00:00	120	5.8	89	36.3
20:00:00	68	11.3	43	36.3
21:00:00	62	10.4	42	36.5
22:00:00	46	12.0	30	35.7
23:00:00	30	13.9	19	35.1

Starting Hour	Count	Average Speed of all Traffic	Violator Counts	Average Speed of Violators
00:00:00	7	26.8	6	42.5
01:00:00	6	22.5	2	40.0
02:00:00	1	27.5	0	NaN
03:00:00	1	42.5	1	42.5
04:00:00	4	28.8	2	37.5
05:00:00	4	29.4	4	38.8
06:00:00	20	27.1	15	38.8
07:00:00	62	13.8	47	37.6
08:00:00	108	6.4	62	36.2
09:00:00	214	3.5	130	35.2
10:00:00	285	2.8	173	35.0
11:00:00	369	2.5	197	34.9
12:00:00	297	2.6	177	34.4
13:00:00	307	2.2	174	34.9
14:00:00	335	2.3	196	34.5
15:00:00	288	2.6	157	34.7
16:00:00	290	2.8	159	34.8
17:00:00	183	4.3	108	35.3
18:00:00	143	5.0	88	34.9
19:00:00	87	7.9	56	36.4
20:00:00	70	10.6	45	37.9
21:00:00	31	17.6	15	37.2
22:00:00	22	22.7	11	39.8
23:00:00	7	25.4	5	37.5
00:00:00	3	25.0	1	47.5
01:00:00	2	40.0	2	40.0
02:00:00	3	37.5	3	37.5
03:00:00	1	42.5	1	42.5
04:00:00	10	27.5	6	36.7
05:00:00	32	14.1	25	35.5
06:00:00	74	9.9	53	37.0
07:00:00	175	4.0	100	35.0
08:00:00	282	2.8	144	34.6
09:00:00	258	2.7	129	34.6
10:00:00	296	2.3	141	34.7
11:00:00	346	2.0	172	34.4
12:00:00	316	2.1	163	34.0
13:00:00	319	2.2	172	34.2
14:00:00	313	2.5	176	34.4
15:00:00	358	2.4	182	34.3
16:00:00	399	2.0	178	34.4
17:00:00	282	2.6	170	34.9
18:00:00	151	4.7	93	35.6
19:00:00	107	6.4	71	35.6
20:00:00	83	7.0	50	34.7
21:00:00	41	14.3	16	36.6
22:00:00	10	20.0	7	38.9
23:00:00	3	20.0	1	32.5
00:00:00	4	37.5	3	44.2
01:00:00	3	39.2	3	39.2
02:00:00	2	40.0	2	40.0

Starting Hour	Count	Average Speed of all Traffic	Violator Counts	Average Speed of Violators
03:00:00	2	18.8	2	37.5
04:00:00	7	33.6	6	40.8
05:00:00	15	29.7	13	38.3
06:00:00	98	7.9	69	36.8
07:00:00	187	4.7	119	36.2
08:00:00	309	2.4	139	34.5
09:00:00	256	2.9	147	34.9
10:00:00	276	2.8	156	34.5
11:00:00	316	2.2	169	34.3
12:00:00	261	3.2	137	34.8
13:00:00	283	2.6	145	34.3
14:00:00	285	2.3	173	34.0
15:00:00	385	2.0	204	34.3
16:00:00	349	2.0	200	34.7
17:00:00	376	1.9	196	34.2
18:00:00	175	4.5	111	35.5
19:00:00	118	7.0	76	36.3
20:00:00	80	8.4	49	36.3
21:00:00	64	10.0	39	36.3
22:00:00	29	18.4	20	36.0
23:00:00	8	32.8	7	40.4
00:00:00	1	37.5	1	37.5
01:00:00	4	35.0	4	35.0
02:00:00	2	35.0	2	35.0
03:00:00	2	37.5	2	37.5
04:00:00	7	30.7	5	37.5
05:00:00	22	17.3	17	39.0
06:00:00	77	9.7	56	37.1
07:00:00	219	3.0	120	34.7
08:00:00	301	2.5	134	34.5
09:00:00	277	2.9	152	34.9
10:00:00	302	2.3	176	34.7
11:00:00	275	2.4	141	34.3
12:00:00	302	2.4	162	34.7
13:00:00	252	3.3	144	34.5
14:00:00	302	2.2	138	34.0
15:00:00	389	1.7	179	34.1
16:00:00	407	2.1	204	34.6
17:00:00	308	2.8	191	34.6
18:00:00	157	4.7	102	35.6
19:00:00	129	5.6	80	35.9
20:00:00	101	7.6	69	35.9
21:00:00	51	11.0	26	36.7
22:00:00	33	16.7	20	39.3
23:00:00	15	26.8	11	40.2
00:00:00	10	25.3	9	37.5
01:00:00	0	N/A	N/A	N/A
02:00:00	1	27.5	0	NaN
03:00:00	0	N/A	N/A	N/A
04:00:00	10	23.8	7	36.1
05:00:00	26	16.3	19	38.0

Starting Hour	Count	Average Speed of all Traffic	Violator Counts	Average Speed of Violators
06:00:00	94	6.7	71	36.6
07:00:00	182	4.1	104	35.3
08:00:00	316	2.5	146	34.7
09:00:00	294	2.4	150	34.5
10:00:00	249	2.8	126	34.4
11:00:00	280	2.6	156	34.1
12:00:00	76	3.1	35	34.6
13:00:00	166	3.3	85	34.8
14:00:00	291	2.1	170	34.3
15:00:00	351	2.1	170	34.6
16:00:00	411	1.9	214	34.5
17:00:00	335	2.5	200	35.1
18:00:00	201	4.1	120	35.7
19:00:00	133	5.7	89	35.7
20:00:00	100	7.3	60	36.0
21:00:00	84	8.7	50	36.0
22:00:00	27	12.8	18	35.3
23:00:00	9	31.1	8	36.9
00:00:00	6	24.2	3	39.2
01:00:00	2	35.0	2	35.0
02:00:00	5	33.5	3	37.5
03:00:00	0	N/A	N/A	N/A
04:00:00	14	26.6	10	37.0
05:00:00	24	18.4	19	36.7
06:00:00	92	8.6	67	36.8
07:00:00	197	3.7	131	35.1
08:00:00	280	2.6	146	34.5
09:00:00	299	2.5	145	34.6
10:00:00	325	2.4	171	34.8
11:00:00	428	1.5	203	34.3
12:00:00	381	1.9	199	34.2
13:00:00	361	2.2	202	34.6
14:00:00	464	1.7	229	34.4
15:00:00	521	1.6	257	34.5
16:00:00	524	1.4	277	34.2
17:00:00	488	1.5	286	34.6
18:00:00	306	2.5	194	35.4
19:00:00	197	4.0	148	36.3
20:00:00	117	6.7	83	35.8
21:00:00	86	9.5	51	36.6
22:00:00	56	9.6	31	35.2
23:00:00	31	15.5	23	36.8
00:00:00	12	34.8	9	41.9
01:00:00	4	40.0	3	44.2
02:00:00	6	33.3	3	40.8
03:00:00	1	32.5	1	32.5
04:00:00	4	33.8	3	35.8
05:00:00	14	27.0	9	38.1
06:00:00	48	13.3	36	36.7
07:00:00	86	9.7	48	36.5
08:00:00	189	4.4	111	35.3

Starting Hour	Count	Average Speed of all Traffic	Violator Counts	Average Speed of Violators
09:00:00	246	3.1	138	35.5
10:00:00	367	2.2	200	35.2
11:00:00	412	2.1	246	35.0
12:00:00	370	2.1	220	35.6
13:00:00	366	2.3	202	35.1
14:00:00	349	2.3	207	34.6
15:00:00	360	2.3	209	34.8
16:00:00	361	2.5	182	35.0
17:00:00	255	2.9	155	35.0
18:00:00	171	4.9	116	35.8
19:00:00	125	5.8	83	36.9
20:00:00	67	10.1	45	37.2
21:00:00	67	9.2	48	35.1
22:00:00	45	11.5	26	36.5
23:00:00	36	15.8	26	37.3
00:00:00	20	23.6	14	38.2
01:00:00	17	22.4	11	38.4
02:00:00	4	38.8	3	42.5
03:00:00	6	29.6	4	42.5
04:00:00	7	23.2	6	33.3
05:00:00	9	29.2	8	38.8
06:00:00	22	21.9	17	37.2
07:00:00	60	11.1	54	38.0
08:00:00	108	7.1	63	35.9
09:00:00	202	3.5	121	35.1
10:00:00	279	2.7	145	35.2
11:00:00	366	2.0	204	34.4
12:00:00	315	2.4	195	35.1
13:00:00	282	2.5	172	34.7
14:00:00	262	2.9	137	34.8
15:00:00	346	2.0	190	34.3
16:00:00	312	2.4	180	35.0
17:00:00	191	4.2	115	35.3
18:00:00	162	4.7	110	35.8
19:00:00	106	7.5	75	36.4
20:00:00	74	9.0	41	35.8
21:00:00	48	14.9	38	36.7
22:00:00	26	18.4	15	35.8
23:00:00	9	35.6	7	41.8
00:00:00	7	35.4	5	38.5
01:00:00	1	47.5	1	47.5
02:00:00	1	37.5	1	37.5
03:00:00	2	20.0	0	NaN
04:00:00	9	18.9	6	35.0
05:00:00	30	19.3	21	38.9
06:00:00	80	9.9	61	38.0
07:00:00	132	6.2	80	36.1
08:00:00	222	3.8	125	34.9
09:00:00	276	2.5	163	34.8
10:00:00	301	2.5	166	34.8
11:00:00	332	2.3	178	34.9

Starting Hour	Count	Average Speed of all Traffic	Violator Counts	Average Speed of Violators
12:00:00	300	2.4	165	34.6
13:00:00	318	2.2	175	34.4
14:00:00	334	2.6	175	35.3
15:00:00	333	2.6	188	35.1
16:00:00	382	2.0	199	34.1
17:00:00	266	2.9	152	34.8
18:00:00	178	4.3	92	35.5
19:00:00	133	5.5	74	35.4
20:00:00	70	10.7	50	36.5
21:00:00	64	9.1	37	35.5
22:00:00	16	33.1	14	39.3
23:00:00	6	34.2	4	40.0
00:00:00	6	25.0	6	37.5
01:00:00	2	35.0	2	35.0
02:00:00	2	35.0	2	35.0
03:00:00	0	N/A	N/A	N/A
04:00:00	10	18.8	8	36.9
05:00:00	19	22.5	19	39.3
06:00:00	71	10.7	53	38.4
07:00:00	165	3.9	96	34.5
08:00:00	187	3.8	111	35.0
09:00:00	256	2.8	143	34.8
10:00:00	266	2.6	141	34.3
11:00:00	332	2.1	185	34.6
12:00:00	295	3.0	162	34.9
13:00:00	332	2.0	174	34.5
14:00:00	327	2.0	166	34.3
15:00:00	345	2.4	181	34.5
16:00:00	410	1.8	231	34.4
17:00:00	313	2.7	161	34.7
18:00:00	177	4.3	113	36.1
19:00:00	139	5.1	75	35.6
20:00:00	93	6.9	61	35.9
21:00:00	47	12.7	30	36.2
22:00:00	34	17.4	26	37.1
23:00:00	17	24.6	16	39.1
00:00:00	19	17.8	17	36.9
01:00:00	8	25.0	6	35.8
02:00:00	3	39.2	3	39.2
03:00:00	2	32.5	1	37.5
04:00:00	9	22.8	8	36.3
05:00:00	19	22.4	13	38.7
06:00:00	75	10.9	58	38.3
07:00:00	180	3.9	97	34.8
08:00:00	211	3.5	120	35.5
09:00:00	298	2.9	158	34.8
10:00:00	319	2.4	166	35.1
11:00:00	342	2.0	168	34.6
12:00:00	330	2.1	160	34.6
13:00:00	305	2.6	153	34.1
14:00:00	327	2.0	172	34.2

Starting Hour	Count	Average Speed of all Traffic	Violator Counts	Average Speed of Violators
15:00:00	377	1.7	78	33.7
16:00:00	444	1.5	179	34.5
17:00:00	348	2.2	206	34.5
18:00:00	210	4.0	143	35.6
19:00:00	186	3.8	116	35.0
20:00:00	105	7.6	68	36.3
21:00:00	84	8.4	54	35.3
22:00:00	33	18.1	25	36.9
23:00:00	27	23.9	20	38.8
00:00:00	17	18.7	13	36.7
01:00:00	0	N/A	N/A	N/A
02:00:00	6	30.4	6	35.8
03:00:00	3	37.5	3	37.5
04:00:00	7	35.7	7	40.4
05:00:00	11	28.4	9	39.2
06:00:00	33	18.5	23	37.1
07:00:00	97	9.1	64	36.8
08:00:00	214	3.8	122	36.0
09:00:00	408	1.9	239	34.7
10:00:00	437	1.8	280	34.9
11:00:00	499	1.9	274	34.6
12:00:00	463	1.7	273	34.5
13:00:00	407	1.9	243	34.6
14:00:00	408	1.9	235	35.2
15:00:00	357	2.1	198	34.5
16:00:00	362	2.4	207	34.8
17:00:00	252	3.0	139	34.7
18:00:00	155	4.3	95	35.7
19:00:00	110	6.7	65	36.8
20:00:00	85	8.1	48	35.3
21:00:00	50	16.2	29	39.2
22:00:00	22	20.3	15	36.8
23:00:00	18	21.8	13	37.9
00:00:00	5	41.5	5	41.5
01:00:00	3	30.8	2	32.5
02:00:00	2	35.0	2	35.0
03:00:00	4	33.8	3	35.8
04:00:00	3	34.2	3	34.2
05:00:00	18	23.3	13	37.9
06:00:00	32	20.5	23	40.5
07:00:00	66	10.7	43	36.1
08:00:00	154	5.9	103	36.4
09:00:00	286	2.9	157	35.2
10:00:00	388	2.0	211	34.4
11:00:00	419	1.9	234	35.3
12:00:00	456	1.9	251	35.0
13:00:00	400	1.9	221	34.5
14:00:00	397	1.8	248	34.8
15:00:00	418	1.7	222	34.3
16:00:00	338	2.2	184	34.7
17:00:00	249	2.6	148	34.6

Starting Hour	Count	Average Speed of all Traffic	Violator Counts	Average Speed of Violators
18:00:00	153	4.6	108	35.7
19:00:00	129	5.5	82	35.6
20:00:00	82	8.3	57	35.7
21:00:00	53	12.2	38	37.5
22:00:00	41	16.6	23	37.3
23:00:00	22	20.8	15	38.2
00:00:00	18	25.6	16	38.4
01:00:00	18	21.7	17	37.8
02:00:00	1	32.5	1	32.5
03:00:00	1	27.5	0	NaN
04:00:00	2	35.0	2	35.0
05:00:00	11	32.0	8	41.9
06:00:00	36	16.6	24	38.1
07:00:00	64	10.7	38	35.4
08:00:00	159	4.2	90	35.2
09:00:00	277	3.3	164	35.1
10:00:00	352	2.3	193	34.6
11:00:00	428	1.8	220	34.5
12:00:00	377	2.1	221	34.9
13:00:00	329	2.3	191	34.9
14:00:00	316	2.3	205	34.5
15:00:00	349	2.1	191	34.1
16:00:00	313	2.5	152	34.5
17:00:00	258	2.8	152	34.8
18:00:00	159	4.5	99	35.5
19:00:00	94	7.5	72	36.0
20:00:00	76	8.7	44	36.1
21:00:00	66	9.3	44	36.4
22:00:00	27	17.4	16	39.1
23:00:00	21	21.5	16	37.2
00:00:00	13	33.7	12	41.7
01:00:00	8	35.3	8	39.4
02:00:00	4	37.5	4	37.5
03:00:00	2	40.0	2	40.0
04:00:00	1	32.5	1	32.5
05:00:00	6	33.8	5	43.5
06:00:00	22	19.1	17	37.5
07:00:00	56	11.4	38	36.3
08:00:00	149	5.3	91	36.2
09:00:00	273	2.9	152	35.8
10:00:00	277	3.1	157	35.6
11:00:00	296	2.9	176	35.2
12:00:00	257	3.3	155	35.2
13:00:00	277	2.5	170	34.5
14:00:00	261	2.9	149	35.0
15:00:00	271	2.6	143	34.3
16:00:00	269	3.0	152	34.6
17:00:00	179	3.7	102	35.0
18:00:00	119	6.2	60	35.8
19:00:00	96	7.9	61	36.6
20:00:00	55	11.5	42	36.9

Starting Hour	Count	Average Speed of all Traffic	Violator Counts	Average Speed of Violators
21:00:00	28	16.3	22	36.8
22:00:00	21	19.3	14	36.8
23:00:00	3	21.7	2	37.5
00:00:00	2	30.0	1	32.5
01:00:00	2	35.0	2	35.0
02:00:00	4	18.8	4	35.0
03:00:00	1	37.5	1	37.5
04:00:00	8	29.7	6	36.7
05:00:00	25	22.9	21	39.2
06:00:00	84	8.5	68	37.5
07:00:00	207	3.5	110	34.9
08:00:00	291	2.4	157	34.7
09:00:00	227	3.1	126	34.0
10:00:00	273	2.5	139	34.3
11:00:00	294	2.1	157	34.3
12:00:00	255	2.5	150	35.0
13:00:00	287	2.7	159	34.9
14:00:00	334	2.3	167	34.8
15:00:00	359	2.0	192	34.3
16:00:00	348	2.2	184	34.5
17:00:00	286	2.4	165	34.3
18:00:00	146	6.6	92	36.5
19:00:00	124	5.8	84	36.0
20:00:00	76	8.2	41	35.9
21:00:00	43	14.7	33	36.3
22:00:00	19	13.2	8	35.0
23:00:00	8	36.9	8	36.9
00:00:00	5	22.5	3	40.8
01:00:00	3	20.0	2	32.5
02:00:00	4	35.0	4	35.0
03:00:00	1	27.5	0	NaN
04:00:00	6	33.3	4	36.3
05:00:00	29	20.6	21	38.9
06:00:00	94	8.4	62	36.0
07:00:00	191	4.1	115	35.8
08:00:00	285	2.6	133	34.6
09:00:00	267	2.9	143	35.1
10:00:00	296	2.8	161	34.8
11:00:00	304	2.6	154	35.1
12:00:00	267	2.8	139	34.6
13:00:00	276	2.8	140	34.4
14:00:00	303	2.2	152	34.2
15:00:00	372	2.1	201	34.4
16:00:00	419	1.6	198	34.2
17:00:00	301	2.5	176	34.9
18:00:00	188	4.7	121	35.8
19:00:00	152	4.6	94	35.4
20:00:00	93	7.5	64	35.7
21:00:00	59	10.3	35	35.5
22:00:00	26	17.6	18	37.8
23:00:00	10	23.8	5	37.5

Starting Hour	Count	Average Speed of all Traffic	Violator Counts	Average Speed of Violators
00:00:00	6	35.0	5	36.5
01:00:00	1	42.5	1	42.5
02:00:00	2	35.0	2	35.0
03:00:00	4	29.4	4	38.8
04:00:00	10	33.5	8	43.1
05:00:00	22	24.0	16	38.1
06:00:00	71	8.7	44	36.0
07:00:00	196	4.0	114	35.0
08:00:00	290	2.3	126	34.8
09:00:00	210	3.2	129	34.9
10:00:00	247	3.0	159	34.8
11:00:00	281	2.8	177	34.8
12:00:00	238	3.0	141	34.9
13:00:00	263	2.8	154	34.7
14:00:00	337	2.0	182	34.5
15:00:00	353	2.2	172	34.7
16:00:00	391	2.0	187	34.1
17:00:00	284	2.4	150	34.8
18:00:00	155	5.3	107	35.7
19:00:00	136	5.9	88	36.0
20:00:00	66	10.0	37	36.6
21:00:00	53	11.3	33	37.5
22:00:00	31	20.2	23	38.2
23:00:00	21	20.2	13	38.3
00:00:00	7	32.9	3	49.2
01:00:00	3	35.8	3	35.8
02:00:00	5	29.0	5	35.5
03:00:00	0	N/A	N/A	N/A
04:00:00	7	33.9	5	36.5
05:00:00	24	26.1	18	40.3
06:00:00	89	8.0	64	36.2
07:00:00	178	4.4	111	35.0
08:00:00	312	2.3	148	34.5
09:00:00	287	2.7	135	34.8
10:00:00	273	2.2	167	34.5
11:00:00	297	2.5	150	34.6
12:00:00	272	2.9	155	34.9
13:00:00	285	2.7	171	34.6
14:00:00	327	2.2	185	34.4
15:00:00	368	2.1	189	34.6
16:00:00	432	2.0	206	34.4
17:00:00	343	2.1	174	35.1
18:00:00	197	3.8	124	35.5
19:00:00	115	6.1	74	35.4
20:00:00	87	8.0	50	35.8
21:00:00	39	14.9	30	36.8
22:00:00	29	15.7	22	37.0
23:00:00	11	17.3	7	33.9
00:00:00	9	35.8	7	38.9
01:00:00	5	28.5	2	32.5
02:00:00	2	27.5	1	32.5

Starting Hour	Count	Average Speed of all Traffic	Violator Counts	Average Speed of Violators
03:00:00	0	N/A	N/A	N/A
04:00:00	10	26.5	5	36.5
05:00:00	21	20.8	16	37.8
06:00:00	86	9.7	70	38.0
07:00:00	161	4.2	101	35.4
08:00:00	276	2.8	156	35.0
09:00:00	284	2.9	149	34.5
10:00:00	350	2.4	174	34.6
11:00:00	388	1.9	199	34.4
12:00:00	380	2.1	226	34.4
13:00:00	378	2.3	214	34.8
14:00:00	453	1.6	247	34.6
15:00:00	455	1.6	244	34.7
16:00:00	477	1.7	227	34.9
17:00:00	411	2.1	243	35.1
18:00:00	254	3.5	145	35.3
19:00:00	138	5.1	89	36.0
20:00:00	87	8.2	61	36.0
21:00:00	64	11.8	36	36.9
22:00:00	44	14.3	27	36.0
23:00:00	22	19.7	16	38.4
00:00:00	6	35.0	5	36.5
01:00:00	6	33.8	4	43.8
02:00:00	4	40.0	3	44.2
03:00:00	3	32.5	2	35.0
04:00:00	5	19.5	4	35.0
05:00:00	13	21.0	12	37.9
06:00:00	39	14.9	29	36.3
07:00:00	80	9.7	48	37.5
08:00:00	159	4.5	97	35.5
09:00:00	275	2.6	169	34.8
10:00:00	347	2.1	175	34.8
11:00:00	342	2.5	203	35.0
12:00:00	388	2.3	214	34.9
13:00:00	347	2.4	203	35.1
14:00:00	356	2.1	201	34.7
15:00:00	313	2.5	159	34.6
16:00:00	359	2.1	215	34.6
17:00:00	240	3.6	154	35.1
18:00:00	141	4.7	86	35.7
19:00:00	112	7.8	83	36.6
20:00:00	89	6.7	54	36.2
21:00:00	72	10.2	29	37.0
22:00:00	56	8.6	27	34.2
23:00:00	20	13.8	14	35.0
00:00:00	11	22.5	11	35.7
01:00:00	3	28.3	3	39.2
02:00:00	6	25.8	6	39.2
03:00:00	7	32.1	6	39.2
04:00:00	8	35.9	7	42.5
05:00:00	6	29.6	6	35.0

Starting Hour	Count	Average Speed of all Traffic	Violator Counts	Average Speed of Violators
06:00:00	20	26.3	15	39.5
07:00:00	55	10.3	37	37.6
08:00:00	124	6.0	78	35.8
09:00:00	229	3.1	154	35.9
10:00:00	330	2.2	185	34.6
11:00:00	380	2.0	208	34.6
12:00:00	347	2.6	199	35.2
13:00:00	305	2.4	195	34.7
14:00:00	311	2.3	188	34.4
15:00:00	313	2.5	170	34.8
16:00:00	276	2.8	153	34.4
17:00:00	208	3.5	133	34.9
18:00:00	141	6.1	94	36.0
19:00:00	95	8.4	65	37.3
20:00:00	67	10.3	42	36.3
21:00:00	49	11.5	25	36.1
22:00:00	19	23.0	11	39.3
23:00:00	3	35.8	3	35.8
00:00:00	6	32.9	6	38.3
01:00:00	2	45.0	2	45.0
02:00:00	2	37.5	2	37.5
03:00:00	1	42.5	1	42.5
04:00:00	6	30.4	4	40.0
05:00:00	25	17.0	20	37.0
06:00:00	88	9.0	70	37.7
07:00:00	191	4.1	121	35.4
08:00:00	304	2.5	147	34.8
09:00:00	276	2.9	159	34.6
10:00:00	299	2.7	169	35.0
11:00:00	308	2.5	169	34.7
12:00:00	283	2.4	160	34.7
13:00:00	306	2.5	162	34.2
14:00:00	345	2.1	183	34.3
15:00:00	378	1.9	191	34.3
16:00:00	363	2.2	182	34.8
17:00:00	265	2.9	154	34.7
18:00:00	161	4.2	99	34.9
19:00:00	125	6.2	72	36.3
20:00:00	92	7.8	50	36.1
21:00:00	57	10.4	30	34.8
22:00:00	14	28.8	11	39.3
23:00:00	8	26.9	5	41.5
00:00:00	7	23.2	3	39.2
01:00:00	5	28.0	4	37.5
02:00:00	7	27.9	4	35.0
03:00:00	1	47.5	1	47.5
04:00:00	6	26.3	4	35.0
05:00:00	17	26.6	12	37.1
06:00:00	91	7.4	63	36.9
07:00:00	188	3.8	109	35.2
08:00:00	295	2.4	130	34.3

Starting Hour	Count	Average Speed of all Traffic	Violator Counts	Average Speed of Violators
09:00:00	275	2.5	131	34.7
10:00:00	310	2.5	169	34.6
11:00:00	303	2.6	158	35.0
12:00:00	268	2.8	136	34.4
13:00:00	257	2.9	161	34.8
14:00:00	266	2.6	148	34.7
15:00:00	369	1.9	160	34.0
16:00:00	440	1.8	201	34.1
17:00:00	321	2.5	189	34.9
18:00:00	170	4.6	101	35.2
19:00:00	158	4.7	100	35.7
20:00:00	101	6.5	72	36.3
21:00:00	64	11.5	37	37.1
22:00:00	46	12.7	36	37.2
23:00:00	7	33.9	5	37.5
00:00:00	6	33.8	6	40.8
01:00:00	1	37.5	1	37.5
02:00:00	2	37.5	2	37.5
03:00:00	4	31.3	2	35.0
04:00:00	5	34.5	4	36.3
05:00:00	24	24.4	18	39.2
06:00:00	89	9.7	67	37.7
07:00:00	202	3.9	125	35.6
08:00:00	288	2.9	153	34.9
09:00:00	266	2.6	151	34.6
10:00:00	337	2.3	196	34.8
11:00:00	295	2.2	164	34.1
12:00:00	347	1.9	124	34.2
13:00:00	319	2.2	80	34.6
14:00:00	323	2.3	182	34.3
15:00:00	373	2.2	181	34.4
16:00:00	371	2.1	197	35.0
17:00:00	287	3.0	162	35.1
18:00:00	158	4.6	96	35.6
19:00:00	149	5.8	80	35.9
20:00:00	122	6.9	81	36.6
21:00:00	87	6.3	48	36.1
22:00:00	32	15.1	18	36.1
23:00:00	3	32.5	2	35.0
00:00:00	5	29.0	4	37.5
01:00:00	1	32.5	1	32.5
02:00:00	1	32.5	1	32.5
03:00:00	1	37.5	1	37.5
04:00:00	7	32.9	6	40.0
05:00:00	19	22.5	14	35.0
06:00:00	87	9.1	59	37.7
07:00:00	209	3.5	120	35.8
08:00:00	329	2.3	155	34.7
09:00:00	264	2.9	143	34.7
10:00:00	331	2.4	188	34.7
11:00:00	272	2.9	139	34.7

Starting Hour	Count	Average Speed of all Traffic	Violator Counts	Average Speed of Violators
12:00:00	306	2.6	182	34.9
13:00:00	334	2.1	206	34.2
14:00:00	318	2.3	176	34.4
15:00:00	416	1.8	218	34.6
16:00:00	412	2.0	188	34.3
17:00:00	339	2.3	197	35.3
18:00:00	223	3.7	132	34.7
19:00:00	132	5.7	85	35.3
20:00:00	117	6.6	58	35.5
21:00:00	57	10.9	39	36.9
22:00:00	29	19.5	20	37.5
23:00:00	14	21.6	11	36.1
00:00:00	8	37.2	7	45.4
01:00:00	4	36.3	3	39.2
02:00:00	6	17.9	6	35.8
03:00:00	2	35.0	1	42.5
04:00:00	14	19.3	11	36.6
05:00:00	22	19.1	16	38.1
06:00:00	69	11.3	52	37.5
07:00:00	180	4.5	108	35.7
08:00:00	308	2.5	146	34.5
09:00:00	320	2.1	185	34.8
10:00:00	371	2.1	206	34.7
11:00:00	370	2.2	221	34.7
12:00:00	464	1.8	257	34.3
13:00:00	443	1.8	236	34.2
14:00:00	403	1.9	230	34.5
15:00:00	471	1.5	281	34.8
16:00:00	442	1.7	259	34.6
17:00:00	371	2.5	226	35.6
18:00:00	247	3.5	169	35.9
19:00:00	187	4.2	130	35.4
20:00:00	117	6.8	80	36.2
21:00:00	54	10.8	34	36.3
22:00:00	50	11.3	30	35.3
23:00:00	28	12.9	20	35.0
00:00:00	26	21.8	17	37.5
01:00:00	7	36.1	5	39.5
02:00:00	4	38.8	3	42.5
03:00:00	4	35.0	3	37.5
04:00:00	3	42.5	3	42.5
05:00:00	20	27.3	16	41.3
06:00:00	44	15.0	32	37.8
07:00:00	73	8.8	49	36.2
08:00:00	177	3.9	106	35.4
09:00:00	289	2.9	175	35.2
10:00:00	374	1.9	201	34.8
11:00:00	390	2.2	230	35.1
12:00:00	424	1.9	234	34.9
13:00:00	316	2.6	189	35.1
14:00:00	316	2.5	163	34.6

Starting Hour	Count	Average Speed of all Traffic	Violator Counts	Average Speed of Violators
15:00:00	317	2.6	167	35.0
16:00:00	285	2.9	156	34.7
17:00:00	225	3.3	137	35.4
18:00:00	156	4.2	106	35.7
19:00:00	109	8.2	76	37.3
20:00:00	75	8.6	51	36.0
21:00:00	48	11.5	35	35.8
22:00:00	35	15.8	22	36.8
23:00:00	24	13.3	17	34.9
00:00:00	14	18.9	6	38.3
01:00:00	13	22.5	8	36.9
02:00:00	4	37.5	4	37.5
03:00:00	3	35.8	2	40.0
04:00:00	2	45.0	2	45.0
05:00:00	6	23.8	4	33.8
06:00:00	23	20.8	16	40.0
07:00:00	65	9.8	41	36.4
08:00:00	138	6.4	78	36.0
09:00:00	276	2.8	164	35.0
10:00:00	342	2.2	193	34.9
11:00:00	442	1.8	221	34.6
12:00:00	379	2.2	230	34.8
13:00:00	317	2.5	184	34.7
14:00:00	329	2.1	187	34.1
15:00:00	317	2.4	167	34.0
16:00:00	316	2.7	188	34.9
17:00:00	232	2.9	142	34.6
18:00:00	146	4.8	90	35.6
19:00:00	88	7.5	66	35.1
20:00:00	80	8.9	60	36.1
21:00:00	59	11.1	34	36.8
22:00:00	25	16.6	19	36.7
23:00:00	18	30.0	14	40.7
00:00:00	4	38.8	4	38.8
01:00:00	2	35.0	2	35.0
02:00:00	2	45.0	2	45.0
03:00:00	3	37.5	3	37.5
04:00:00	7	33.2	4	38.8
05:00:00	23	21.5	19	37.5
06:00:00	79	9.1	61	36.8
07:00:00	195	3.7	108	35.2
08:00:00	312	2.7	154	35.2
09:00:00	284	2.7	163	34.6
10:00:00	349	2.2	209	34.6
11:00:00	331	2.1	197	34.6
12:00:00	315	2.5	190	34.8
13:00:00	336	2.7	194	35.4
14:00:00	342	2.0	193	34.3
15:00:00	397	1.8	216	34.7
16:00:00	363	2.2	205	34.9
17:00:00	298	2.2	184	34.5

Starting Hour	Count	Average Speed of all Traffic	Violator Counts	Average Speed of Violators
18:00:00	148	5.4	89	35.6
19:00:00	116	6.9	80	35.2
20:00:00	72	9.2	42	35.1
21:00:00	61	11.0	34	36.3
22:00:00	35	18.1	20	37.0
23:00:00	7	37.5	6	39.2
00:00:00	3	39.2	3	39.2
01:00:00	1	37.5	1	37.5
02:00:00	3	35.8	3	35.8
03:00:00	2	32.5	2	32.5
04:00:00	6	21.7	5	34.5
05:00:00	24	19.7	22	36.8
06:00:00	111	7.7	78	36.7
07:00:00	203	3.3	115	35.4
08:00:00	268	2.8	154	35.0
09:00:00	289	2.7	162	34.6
10:00:00	321	1.9	186	34.5
11:00:00	309	3.0	191	34.7
12:00:00	306	2.4	168	34.3
13:00:00	296	2.5	159	34.7
14:00:00	309	2.1	185	34.1
15:00:00	366	1.9	171	34.1
16:00:00	374	1.6	97	33.8
17:00:00	352	2.1	83	34.4
18:00:00	162	4.5	89	35.9
19:00:00	135	5.7	79	35.7
20:00:00	100	6.8	66	35.9
21:00:00	62	9.4	35	35.6
22:00:00	35	17.1	20	37.0
23:00:00	4	38.8	3	42.5

Incoming Histogram

A170 outward to 22 June 2022

from Tue-Mar-15-2022-05-00-PM to Wed-Jun-22-2022-12-59-PM

Date	Starting Hr:min	<5 5 to <10	10 to <15	15 to <20	20 to <25	25 to <30	30 to <35	35 to <40	40 to <45	45 to <50	50 to <55	55 to <60	60 to <65	65 to <70	70 to <75	75 to <80	80 to <85	85 to <90	90 to <95	95 to <100	100 to <105	105 to <110	110 to <115	115 to <120	120 to <125	125 to <130	130 to <135	135 to <140	140 to <145	145 to <150	150 to <155	155 to <160	160 to <165	165 to <170	170 to <175	175 to <180	180 to <185	185 to <190	190 to <195	195 to >200	Total Counts	85pct Speed	10MPH Pace	% in pace	# of Speeders	% Speeders
16/03/2022	00:00	0	0	0	0	2	1	3	0	1	0	0	0	0	0	0	0	0	0	0	0	0	0	0	0	0	0	0	0	0	0	0	0	0	0	0	0	0	0	0	7	40	30 to 40	85.7	5	71.4
16/03/2022	01:00	0	0	0	0	0	0	0	0	1	0	0	0	0	0	0	0	0	0	0	0	0	0	0	0	0	0	0	0	0	0	0	0	0	0	0	0	0	0	0	1	50	40 to 50	100.0	1	100.0
16/03/2022	02:00	0	0	0	0	0	0	0	0	0	1	0	0	0	0	0	0	0	0	0	0	0	0	0	0	0	0	0	0	0	0	0	0	0	0	0	0	0	0	0	1	55	45 to 55	100.0	1	100.0
16/03/2022	03:00	0	0	0	0	0	1	0	0	0	0	0	0	0	0	0	0	0	0	0	0	0	0	0	0	0	0	0	0	0	0	0	0	0	0	0	0	0	0	0	1	35	25 to 35	100.0	1	100.0
16/03/2022	04:00	0	0	0	1	2	1	1	0	0	0	0	0	0	0	0	0	0	0	0	0	0	0	0	0	0	0	0	0	0	0	0	0	0	0	0	0	0	0	0	5	35	25 to 35	80.0	2	40.0
16/03/2022	05:00	0	0	0	0	1	2	4	2	1	0	0	0	0	0	0	0	0	0	0	0	0	0	0	0	0	0	0	0	0	0	0	0	0	0	0	0	0	0	0	10	42.5	35 to 45	80.0	9	90.0
16/03/2022	06:00	0	0	0	1	8	7	5	9	1	0	0	0	0	0	0	0	0	0	0	0	0	0	0	0	0	0	0	0	0	0	0	0	0	0	0	0	0	0	0	31	42.8	35 to 45	67.7	22	71.0
16/03/2022	07:00	0	0	2	2	27	39	21	6	1	2	0	0	0	0	0	0	0	0	0	0	0	0	0	0	0	0	0	0	0	0	0	0	0	0	0	0	0	0	0	100	38.6	30 to 40	87.0	69	69.0
16/03/2022	08:00	0	2	3	16	80	62	30	6	2	1	0	0	0	0	0	0	0	0	0	0	0	0	0	0	0	0	0	0	0	0	0	0	0	0	0	0	0	0	202	36.5	30 to 40	85.1	101	50.0	
16/03/2022	09:00	0	0	5	24	101	99	43	14	0	1	1	0	0	0	0	0	0	0	0	0	0	0	0	0	0	0	0	0	0	0	0	0	0	0	0	0	0	0	288	36.9	30 to 40	84.4	158	54.9	
16/03/2022	10:00	0	0	4	19	101	83	39	10	0	0	0	0	0	0	0	0	0	0	0	0	0	0	0	0	0	0	0	0	0	0	0	0	0	0	0	0	0	0	256	36.4	30 to 40	87.1	132	51.6	
16/03/2022	11:00	0	0	1	19	109	87	25	8	1	1	0	0	0	0	0	0	0	0	0	0	0	0	0	0	0	0	0	0	0	0	0	0	0	0	0	0	0	0	251	34.8	30 to 40	88.0	122	48.6	
16/03/2022	12:00	0	0	1	26	83	95	36	5	2	0	0	0	0	0	0	0	0	0	0	0	0	0	0	0	0	0	0	0	0	0	0	0	0	0	0	0	0	0	248	35.8	30 to 40	86.3	138	55.6	
16/03/2022	13:00	0	0	3	31	96	93	40	5	1	0	0	0	0	0	0	0	0	0	0	0	0	0	0	0	0	0	0	0	0	0	0	0	0	0	0	0	0	0	269	35.8	30 to 40	85.1	139	51.7	
16/03/2022	14:00	0	1	2	21	97	80	32	3	0	0	0	0	0	0	0	0	0	0	0	0	0	0	0	0	0	0	0	0	0	0	0	0	0	0	0	0	0	0	236	35	30 to 40	88.6	115	48.7	
16/03/2022	15:00	0	0	3	25	127	106	34	4	1	0	0	0	0	0	0	0	0	0	0	0	0	0	0	0	0	0	0	0	0	0	0	0	0	0	0	0	0	0	300	34.7	30 to 40	89.0	145	48.3	
16/03/2022	16:00	0	0	3	30	119	127	37	6	1	0	0	0	0	0	0	0	0	0	0	0	0	0	0	0	0	0	0	0	0	0	0	0	0	0	0	0	0	0	323	34.8	30 to 40	87.6	171	52.9	
16/03/2022	17:00	0	0	2	23	112	126	43	6	1	0	0	0	0	0	0	0	0	0	0	0	0	0	0	0	0	0	0	0	0	0	0	0	0	0	0	0	0	0	313	35.3	30 to 40	89.8	176	56.2	
16/03/2022	18:00	0	0	2	20	65	85	34	8	0	0	0	0	0	0	0	0	0	0	0	0	0	0	0	0	0	0	0	0	0	0	0	0	0	0	0	0	0	0	214	36.5	30 to 40	86.0	127	59.3	
16/03/2022	19:00	0	0	1	9	40	41	21	5	1	0	0	0	0	0	0	0	0	0	0	0	0	0	0	0	0	0	0	0	0	0	0	0	0	0	0	0	0	0	118	37.1	30 to 40	86.4	68	57.6	
16/03/2022	20:00	0	0	0	3	16	34	10	4	1	0	0	0	0	0	0	0	0	0	0	0	0	0	0	0	0	0	0	0	0	0	0	0	0	0	0	0	0	0	68	37.5	30 to 40	88.2	49	72.1	
16/03/2022	21:00	0	0	1	5	20	18	12	8	1	0	0	0	0	0	0	0	0	0	0	0	0	0	0	0	0	0	0	0	0	0	0	0	0	0	0	0	0	0	65	39.6	30 to 40	76.9	39	60.0	
16/03/2022	22:00	0	0	0	4	19	12	12	3	1	0	0	0	0	0	0	0	0	0	0	0	0	0	0	0	0	0	0	0	0	0	0	0	0	0	0	0	0	0	51	38.3	30 to 40	84.3	28	54.9	
16/03/2022	23:00	0	0	0	1	4	6	4	3	0	0	0	0	0	0	0	0	0	0	0	0	0	0	0	0	0	0	0	0	0	0	0	0	0	0	0	0	0	0	18	40	30 to 40	77.8	13	72.2	
24 Hr Summary		0	3	33	280	1229	1205	486	115	18	6	1	0	0	0	0	0	0	0	0	0	0	0	0	0	0	0	0	0	0	0	0	0	0	0	0	0	0	0	3376	36.2	30 to 40	86.5	1831	54.2	

Incoming Histogram

A170 outward to 22 June 2022

from Tue-Mar-15-2022-05-00-PM to Wed-Jun-22-2022-12-59-PM

Date	Starting Hr:min	<5 5 to <10	10 to <15	15 to <20	20 to <25	25 to <30	30 to <35	35 to <40	40 to <45	45 to <50	50 to <55	55 to <60	60 to <65	65 to <70	70 to <75	75 to <80	80 to <85	85 to <90	90 to <95	95 to <100	100 to <105	105 to <110	110 to <115	115 to <120	120 to <125	125 to <130	130 to <135	135 to <140	140 to <145	145 to <150	150 to <155	155 to <160	160 to <165	165 to <170	170 to <175	175 to <180	180 to <185	185 to <190	190 to <195	195 to >200	Total Counts	85pct Speed	10MPH Pace	% in pace	# of Speeders	% Speeders
18/03/2022	00:00	0	0	0	1	2	1	1	2	3	1	0	0	0	0	0	0	0	0	0	0	0	0	0	0	0	0	0	0	0	0	0	0	0	0	0	0	0	0	0	11	48.3	40 to 50	54.5	8	72.7
18/03/2022	01:00	0	0	0	0	0	2	0	0	0	0	0	0	0	0	0	0	0	0	0	0	0	0	0	0	0	0	0	0	0	0	0	0	0	0	0	0	0	0	2	35	25 to 35	100.0	2	100.0	
18/03/2022	02:00	0	0	0	0	1	0	0	0	0	0	0	0	0	0	0	0	0	0	0	0	0	0	0	0	0	0	0	0	0	0	0	0	0	0	0	0	0	0	1	30	20 to 30	100.0	*	*	
18/03/2022	03:00	0	0	0	0	0	1	0	0	1	0	0	0	0	0	0	0	0	0	0	0	0	0	0	0	0	0	0	0	0	0	0	0	0	0	0	0	0	0	2	50	25 to 35	50.0	2	100.0	
18/03/2022	04:00	0	0	0	0	0	0	0	0	2	0	0	0	0	0	0	0	0	0	0	0	0	0	0	0	0	0	0	0	0	0	0	0	0	0	0	0	0	0	2	50	40 to 50	100.0	2	100.0	
18/03/2022	05:00	0	0	0	0	1	2	2	2	0	0	0	0	0	0	0	0	0	0	0	0	0	0	0	0	0	0	0	0	0	0	0	0	0	0	0	0	0	0	7	42.5	35 to 45	85.7	6	85.7	
18/03/2022	06:00	0	0	1	4	10	9	8	6	0	0	0	0	0	0	0	0	0	0	0	0	0	0	0	0	0	0	0	0	0	0	0	0	0	0	0	0	0	0	38	40	30 to 40	71.1	23	60.5	
18/03/2022	07:00	0	0	0	0	13	33	28	7	4	1	1	0	0	0	0	0	0	0	0	0	0	0	0	0	0	0	0	0	0	0	0	0	0	0	0	0	0	87	40	30 to 40	85.1	74	85.1		
18/03/2022	08:00	0	0	4	13	69	90	35	12	2	0	0	0	0	0	0	0	0	0	0	0	0	0	0	0	0	0	0	0	0	0	0	0	0	0	0	0	0	225	37.1	30 to 40	86.2	139	61.8		
18/03/2022	09:00	0	0	6	20	100	93	36	15	1	0	0	0	0	0	0	0	0	0	0	0	0	0	0	0	0	0	0	0	0	0	0	0	0	0	0	0	0	271	36.5	30 to 40	84.5	145	53.5		
18/03/2022	10:00	0	0	4	25	99	128	50	11	0	1	0	0	0	0	0	0	0	0	0	0	0	0	0	0	0	0	0	0	0	0	0	0	0	0	0	0	318	36.4	30 to 40	87.1	190	59.7			
18/03/2022	11:00	0	1	2	23	98	129	59	12	0	0	0	0	0	0	0	0	0	0	0	0	0	0	0	0	0	0	0	0	0	0	0	0	0	0	0	0	324	36.9	30 to 40	88.3	200	61.7			
18/03/2022	12:00	0	1	4	42	125	134	47	2	3	0	0	0	0	0	0	0	0	0	0	0	0	0	0	0	0	0	0	0	0	0	0	0	0	0	0	0	367	34.9	30 to 40	83.4	186	50.7			
18/03/2022	13:00	0	1	2	29	105	151	62	17	3	0	0	0	0	0	0	0	0	0	0	0	0	0	0	0	0	0	0	0	0	0	0	0	0	0	0	0	370	37.1	30 to 40	85.9	233	63.0			
18/03/2022	14:00	0	1	0	20	105	129	68	14	2	0	0	0	0	0	0	0	0	0	0	0	0	0	0	0	0	0	0	0	0	0	0	0	0	0	0	0	339	37.4	30 to 40	89.1	213	62.8			
18/03/2022	15:00	0	1	2	28	152	123	70	8	1	0	0	0	0	0	0	0	0	0	0	0	0	0	0	0	0	0	0	0	0	0	0	0	0	0	0	0	385	36.5	30 to 40	89.6	202	52.5			
18/03/2022	16:00	0	4	10	31	132	145	70	11	1	1	0	0	0	0	0	0	0	0	0	0	0	0	0	0	0	0	0	0	0	0	0	0	0	0	0	405	36.6	30 to 40	85.7	228	56.3				
18/03/2022	17:00	0	1	10	30	148	150	63	16	4	0	0	0	0	0	0	0	0	0	0	0	0	0	0	0	0	0	0	0	0	0	0	0	0	0	0	422	36.6	30 to 40	85.5	233	55.2				
18/03/2022	18:00	0	0	1	21	90	101	54	14	1	0	0	0	0	0	0	0	0	0	0	0	0	0	0	0	0	0	0	0	0	0	0	0	0	0	0	282	37.5	30 to 40	86.9	170	60.3				
18/03/2022	19:00	0	0	1	10	44	66	36	6	3	0	0	0	0	0	0	0	0	0	0	0	0	0	0	0	0	0	0	0	0	0	0	0	0	0	0	166	37.8	30 to 40	88.0	111	66.9				
18/03/2022	20:00	0	0	1	9	36	40	19	5	2	0	0	0	0	0	0	0	0	0	0	0	0	0	0	0	0	0	0	0	0	0	0	0	0	0	0	112	37.4	30 to 40	84.8	66	58.9				
18/03/2022	21:00	0	0	1	4	26	27	6	3	3	1	0	0	0	0	0	0	0	0	0	0	0	0	0	0	0	0	0	0	0	0	0	0	0	0	0	71	36.7	30 to 40	83.1	40	56.3				
18/03/2022	22:00	0	0	3	2	17	16	10	8	2	0	0	0	0	0	0	0	0	0	0	0	0	0	0	0	0	0	0	0	0	0	0	0	0	0	0	58	40.6	30 to 40	74.1	36	62.1				
18/03/2022	23:00	0	0	1	4	10	9	8	1	1	0	0	0	0	0	0	0	0	0	0	0	0	0	0	0	0	0	0	0	0	0	0	0	0	0	0	0	34	38.1	30 to 40	79.4	19	55.9			
24 Hr Summary		0	2	12	58	316	1383	1579	732	172	39	5	1	0	0	0	0	0	0	0	0	0	0	0	0	0	0	0	0	0	0	0	0	0	0	0	4299	37.1	30 to 40	85.9	2528	58.8				

Incoming Histogram

A170 outward to 22 June 2022

from Tue-Mar-15-2022-05-00-PM to Wed-Jun-22-2022-12-59-PM

Date	Starting Hr:min	<5	5 to <10	10 to <15	15 to <20	20 to <25	25 to <30	30 to <35	35 to <40	40 to <45	45 to <50	50 to <55	55 to <60	60 to <65	65 to <70	70 to <75	75 to <80	80 to <85	85 to <90	90 to <95	95 to <100	100 to <105	105 to <110	110 to <115	115 to <120	120 to <125	125 to <130	130 to <135	135 to <140	140 to <145	145 to <150	150 to <155	155 to <160	160 to <165	165 to <170	170 to <175	175 to <180	180 to <185	185 to <190	190 to <195	195 to >200	Total Counts	85pct Speed	10MPH Pace	% in pace	# of Speeders	% Speeders
20/03/2022	00:00	0	0	0	0	7	5	4	2	1	0	0	0	0	0	0	0	0	0	0	0	0	0	0	0	0	0	0	0	0	0	0	0	0	0	0	0	0	0	0	0	19	40	30 to 40	84.2	12	63.2
20/03/2022	01:00	0	0	0	0	1	0	1	1	0	0	0	0	0	0	0	0	0	0	0	0	0	0	0	0	0	0	0	0	0	0	0	0	0	0	0	0	0	0	0	0	3	45	30 to 40	66.7	2	66.7
20/03/2022	02:00	0	0	0	0	0	0	2	2	0	2	0	0	0	0	0	0	0	0	0	0	0	0	0	0	0	0	0	0	0	0	0	0	0	0	0	0	0	0	0	6	52.5	35 to 45	66.7	6	100.0	
20/03/2022	03:00	0	0	0	0	2	1	2	0	0	0	0	0	0	0	0	0	0	0	0	0	0	0	0	0	0	0	0	0	0	0	0	0	0	0	0	0	0	0	0	5	37.5	30 to 40	100.0	3	60.0	
20/03/2022	04:00	0	0	0	0	2	1	0	0	0	0	0	0	0	0	0	0	0	0	0	0	0	0	0	0	0	0	0	0	0	0	0	0	0	0	0	0	0	0	0	3	35	25 to 35	100.0	1	33.3	
20/03/2022	05:00	0	0	0	0	1	0	0	0	0	0	0	0	0	0	0	0	0	0	0	0	0	0	0	0	0	0	0	0	0	0	0	0	0	0	0	0	0	0	0	1	30	20 to 30	100.0	*	*	
20/03/2022	06:00	0	0	0	2	1	5	3	2	1	2	0	0	0	0	0	0	0	0	0	0	0	0	0	0	0	0	0	0	0	0	0	0	0	0	0	0	0	0	0	16	50	35 to 45	62.5	13	81.3	
20/03/2022	07:00	0	0	0	1	4	4	7	5	1	0	0	0	0	0	0	0	0	0	0	0	0	0	0	0	0	0	0	0	0	0	0	0	0	0	0	0	0	0	0	22	43	35 to 45	72.7	17	77.3	
20/03/2022	08:00	0	0	1	0	1	13	16	13	4	1	1	0	0	0	0	0	0	0	0	0	0	0	0	0	0	0	0	0	0	0	0	0	0	0	0	0	0	0	0	50	39.2	30 to 40	84.0	35	70.0	
20/03/2022	09:00	0	0	0	2	7	36	44	20	10	2	0	0	0	0	0	0	0	0	0	0	0	0	0	0	0	0	0	0	0	0	0	0	0	0	0	0	0	0	121	38.5	30 to 40	82.6	76	62.8		
20/03/2022	10:00	0	0	0	2	24	79	86	37	15	2	0	0	0	0	0	0	0	0	0	0	0	0	0	0	0	0	0	0	0	0	0	0	0	0	0	0	0	0	245	37.3	30 to 40	82.4	140	57.1		
20/03/2022	11:00	0	0	3	4	21	113	75	52	8	1	0	0	0	0	0	0	0	0	0	0	0	0	0	0	0	0	0	0	0	0	0	0	0	0	0	0	0	0	277	36.8	30 to 40	86.6	136	49.1		
20/03/2022	12:00	0	0	4	8	21	90	139	63	19	3	0	0	0	0	0	0	0	0	0	0	0	0	0	0	0	0	0	0	0	0	0	0	0	0	0	0	0	0	347	37.6	30 to 40	84.1	224	64.6		
20/03/2022	13:00	0	1	1	8	38	119	144	63	18	1	0	0	0	0	0	0	0	0	0	0	0	0	0	0	0	0	0	0	0	0	0	0	0	0	0	0	0	0	393	36.8	30 to 40	83.0	226	57.5		
20/03/2022	14:00	0	0	0	9	30	118	116	61	6	1	0	0	0	0	0	0	0	0	0	0	0	0	0	0	0	0	0	0	0	0	0	0	0	0	0	0	0	0	341	36.4	30 to 40	86.5	184	54.0		
20/03/2022	15:00	0	0	0	3	26	76	129	45	10	2	1	0	0	0	0	0	0	0	0	0	0	0	0	0	0	0	0	0	0	0	0	0	0	0	0	0	0	0	292	36.6	30 to 40	85.6	187	64.0		
20/03/2022	16:00	0	0	0	3	16	90	106	41	13	3	0	0	0	0	0	0	0	0	0	0	0	0	0	0	0	0	0	0	0	0	0	0	0	0	0	0	0	0	272	37	30 to 40	87.1	163	59.9		
20/03/2022	17:00	0	0	1	2	19	68	82	42	8	1	0	0	0	0	0	0	0	0	0	0	0	0	0	0	0	0	0	0	0	0	0	0	0	0	0	0	0	0	223	37.1	30 to 40	86.1	133	59.6		
20/03/2022	18:00	0	0	0	2	13	42	48	32	14	0	0	0	0	0	0	0	0	0	0	0	0	0	0	0	0	0	0	0	0	0	0	0	0	0	0	0	0	0	151	38.6	30 to 40	80.8	94	62.3		
20/03/2022	19:00	0	0	1	1	13	28	36	16	2	1	0	0	0	0	0	0	0	0	0	0	0	0	0	0	0	0	0	0	0	0	0	0	0	0	0	0	0	0	99	36.6	30 to 40	80.8	56	56.6		
20/03/2022	20:00	0	0	0	0	5	25	31	6	2	5	0	0	0	0	0	0	0	0	0	0	0	0	0	0	0	0	0	0	0	0	0	0	0	0	0	0	0	0	74	36.7	30 to 40	83.8	44	59.5		
20/03/2022	21:00	0	0	0	2	5	18	4	13	4	0	1	0	0	0	0	0	0	0	0	0	0	0	0	0	0	0	0	0	0	0	0	0	0	0	0	0	0	0	47	39.2	30 to 40	74.5	22	46.8		
20/03/2022	22:00	0	0	0	1	4	6	10	2	2	2	0	0	0	0	0	0	0	0	0	0	0	0	0	0	0	0	0	0	0	0	0	0	0	0	0	0	0	0	27	40	25 to 35	74.1	16	59.3		
20/03/2022	23:00	0	0	0	1	2	7	3	1	1	0	0	1	0	0	0	0	0	0	0	0	0	0	0	0	0	0	0	0	0	0	0	0	0	0	0	0	0	0	16	40	25 to 35	75.0	6	37.5		
24 Hr Summary		0	1	11	48	248	946	1085	526	148	28	8	1	0	0	0	0	0	0	0	0	0	0	0	0	0	0	0	0	0	0	0	0	0	0	0	0	0	0	3050	37.4	30 to 40	83.8	1796	58.9		

Incoming Histogram

A170 outward to 22 June 2022

from Tue-Mar-15-2022-05-00-PM to Wed-Jun-22-2022-12-59-PM

Date	Starting Hr:min	<5 5 to <10	10 to <15	15 to <20	20 to <25	25 to <30	30 to <35	35 to <40	40 to <45	45 to <50	50 to <55	55 to <60	60 to <65	65 to <70	70 to <75	75 to <80	80 to <85	85 to <90	90 to <95	95 to <100	100 to <105	105 to <110	110 to <115	115 to <120	120 to <125	125 to <130	130 to <135	135 to <140	140 to <145	145 to <150	150 to <155	155 to <160	160 to <165	165 to <170	170 to <175	175 to <180	180 to <185	185 to <190	190 to <195	195 to >200	Total Counts	85pct Speed	10MPH Pace	% in pace	# of Speeders	% Speeders
21/03/2022	00:00	0	0	0	0	2	2	4	0	0	0	0	0	0	0	0	0	0	0	0	0	0	0	0	0	0	0	0	0	0	0	0	0	0	0	0	0	0	0	0	8	38.8	30 to 40	100.0	6	75.0
21/03/2022	01:00	0	0	0	0	2	2	2	0	0	1	0	0	0	0	0	0	0	0	0	0	0	0	0	0	0	0	0	0	0	0	0	0	0	0	0	0	0	0	0	7	40	30 to 40	85.7	5	71.4
21/03/2022	02:00	0	0	0	0	0	1	0	0	0	0	0	0	0	0	0	0	0	0	0	0	0	0	0	0	0	0	0	0	0	0	0	0	0	0	0	0	0	0	1	35	25 to 35	100.0	1	100.0	
21/03/2022	03:00	0	0	0	0	0	1	2	0	0	0	0	0	0	0	0	0	0	0	0	0	0	0	0	0	0	0	0	0	0	0	0	0	0	0	0	0	0	0	3	40	30 to 40	100.0	3	100.0	
21/03/2022	04:00	0	0	0	0	0	1	0	1	0	0	0	0	0	0	0	0	0	0	0	0	0	0	0	0	0	0	0	0	0	0	0	0	0	0	0	0	0	0	2	45	35 to 45	100.0	2	100.0	
21/03/2022	05:00	0	0	0	0	6	4	1	2	0	0	0	0	0	0	0	0	0	0	0	0	0	0	0	0	0	0	0	0	0	0	0	0	0	0	0	0	0	0	13	40	30 to 40	84.6	7	53.8	
21/03/2022	06:00	0	0	0	1	8	4	10	8	1	1	0	0	0	0	0	0	0	0	0	0	0	0	0	0	0	0	0	0	0	0	0	0	0	0	0	0	0	0	33	43.1	30 to 40	66.7	24	72.7	
21/03/2022	07:00	0	0	1	7	26	34	26	13	2	0	0	0	0	0	0	0	0	0	0	0	0	0	0	0	0	0	0	0	0	0	0	0	0	0	0	0	0	109	39.8	30 to 40	78.9	75	68.8		
21/03/2022	08:00	0	0	1	9	54	66	38	15	3	0	0	0	0	0	0	0	0	0	0	0	0	0	0	0	0	0	0	0	0	0	0	0	0	0	0	0	0	186	38.7	30 to 40	84.9	122	65.6		
21/03/2022	09:00	0	0	4	21	108	103	47	6	1	0	0	0	0	0	0	0	0	0	0	0	0	0	0	0	0	0	0	0	0	0	0	0	0	0	0	0	290	36.1	30 to 40	89.0	157	54.1			
21/03/2022	10:00	0	1	2	6	15	63	87	43	11	0	0	0	0	0	0	0	0	0	0	0	0	0	0	0	0	0	0	0	0	0	0	0	0	0	0	0	228	37.3	30 to 40	84.6	141	61.8			
21/03/2022	11:00	0	0	5	29	102	116	44	12	2	0	0	0	0	0	0	0	0	0	0	0	0	0	0	0	0	0	0	0	0	0	0	0	0	0	0	0	310	36.4	30 to 40	84.5	174	56.1			
21/03/2022	12:00	0	0	1	29	107	123	40	7	1	0	0	0	0	0	0	0	0	0	0	0	0	0	0	0	0	0	0	0	0	0	0	0	0	0	0	0	308	35.2	30 to 40	87.7	171	55.5			
21/03/2022	13:00	0	0	3	17	81	99	59	7	2	1	1	0	0	0	0	0	0	0	0	0	0	0	0	0	0	0	0	0	0	0	0	0	0	0	0	0	270	37.5	30 to 40	88.5	169	62.6			
21/03/2022	14:00	0	0	1	22	81	94	34	20	3	0	0	0	0	0	0	0	0	0	0	0	0	0	0	0	0	0	0	0	0	0	0	0	0	0	0	0	255	37.8	30 to 40	82.0	151	59.2			
21/03/2022	15:00	0	0	2	11	35	110	144	44	4	0	0	0	0	0	0	0	0	0	0	0	0	0	0	0	0	0	0	0	0	0	0	0	0	0	0	0	350	34.9	30 to 40	85.1	192	54.9			
21/03/2022	16:00	0	0	2	37	106	114	45	8	3	0	0	0	0	0	0	0	0	0	0	0	0	0	0	0	0	0	0	0	0	0	0	0	0	0	0	0	315	36	30 to 40	84.1	170	54.0			
21/03/2022	17:00	0	0	4	34	128	114	47	16	3	0	0	0	0	0	0	0	0	0	0	0	0	0	0	0	0	0	0	0	0	0	0	0	0	0	0	0	346	36.5	30 to 40	83.5	180	52.0			
21/03/2022	18:00	0	0	1	4	12	99	85	49	8	2	0	0	0	0	0	0	0	0	0	0	0	0	0	0	0	0	0	0	0	0	0	0	0	0	0	0	260	37	30 to 40	89.6	144	55.4			
21/03/2022	19:00	0	0	1	10	51	50	19	12	2	0	0	0	0	0	0	0	0	0	0	0	0	0	0	0	0	0	0	0	0	0	0	0	0	0	0	0	145	37.9	30 to 40	82.8	83	57.2			
21/03/2022	20:00	0	0	0	7	29	31	18	4	0	0	0	0	0	0	0	0	0	0	0	0	0	0	0	0	0	0	0	0	0	0	0	0	0	0	0	0	89	37.5	30 to 40	87.6	53	59.6			
21/03/2022	21:00	0	0	1	2	19	16	12	6	3	0	0	0	0	0	0	0	0	0	0	0	0	0	0	0	0	0	0	0	0	0	0	0	0	0	0	59	40	30 to 40	79.7	37	62.7				
21/03/2022	22:00	0	0	1	3	6	10	5	6	2	0	0	0	0	0	0	0	0	0	0	0	0	0	0	0	0	0	0	0	0	0	0	0	0	0	0	33	42.5	30 to 40	63.6	23	69.7				
21/03/2022	23:00	0	0	0	0	4	6	3	3	0	0	0	0	0	0	0	0	0	0	0	0	0	0	0	0	0	0	0	0	0	0	0	0	0	0	0	0	16	41.7	30 to 40	81.3	12	75.0			
24 Hr Summary		0	1	5	46	290	1192	1307	592	169	30	3	1	0	0	0	0	0	0	0	0	0	0	0	0	0	0	0	0	0	0	0	0	0	0	0	0	3636	37.1	30 to 40	85.0	2102	57.8			

Incoming Histogram

A170 outward to 22 June 2022

from Tue-Mar-15-2022-05-00-PM to Wed-Jun-22-2022-12-59-PM

Date	Starting Hr:min	<5 to <10	10 to <15	15 to <20	20 to <25	25 to <30	30 to <35	35 to <40	40 to <45	45 to <50	50 to <55	55 to <60	60 to <65	65 to <70	70 to <75	75 to <80	80 to <85	85 to <90	90 to <95	95 to <100	100 to <105	105 to <110	110 to <115	115 to <120	120 to <125	125 to <130	130 to <135	135 to <140	140 to <145	145 to <150	150 to <155	155 to <160	160 to <165	165 to <170	170 to <175	175 to <180	180 to <185	185 to <190	190 to <195	195 to >200	Total Counts	85pct Speed	10MPH Pace	% in pace	# of Speeders	% Speeders
24/03/2022	00:00	0	0	0	0	0	2	7	2	0	0	0	0	0	0	0	0	0	0	0	0	0	0	0	0	0	0	0	0	0	0	0	0	0	0	0	0	0	0	0	11	40	35 to 45	100.0	11	100.0
24/03/2022	01:00	0	0	1	0	3	0	0	1	0	1	0	0	0	0	0	0	0	0	0	0	0	0	0	0	0	0	0	0	0	0	0	0	0	0	0	0	0	0	6	45	20 to 30	66.7	2	33.3	
24/03/2022	02:00	0	0	0	0	0	2	0	0	1	0	1	0	0	0	0	0	0	0	0	0	0	0	0	0	0	0	0	0	0	0	0	0	0	0	0	0	0	4	50	25 to 35	50.0	4	100.0		
24/03/2022	03:00	0	0	0	1	2	1	0	0	0	0	0	0	0	0	0	0	0	0	0	0	0	0	0	0	0	0	0	0	0	0	0	0	0	0	0	0	0	4	30	25 to 35	100.0	1	25.0		
24/03/2022	04:00	0	0	0	0	1	0	0	0	0	0	0	0	0	0	0	0	0	0	0	0	0	0	0	0	0	0	0	0	0	0	0	0	0	0	0	0	0	1	30	20 to 30	100.0	*	*		
24/03/2022	05:00	0	0	0	0	2	4	1	4	0	0	0	0	0	0	0	0	0	0	0	0	0	0	0	0	0	0	0	0	0	0	0	0	0	0	0	0	0	11	42.5	35 to 45	81.8	9	81.8		
24/03/2022	06:00	0	0	0	1	5	9	11	2	2	1	0	0	0	0	0	0	0	0	0	0	0	0	0	0	0	0	0	0	0	0	0	0	0	0	0	0	0	31	40	30 to 40	80.6	25	80.6		
24/03/2022	07:00	0	0	1	4	29	41	22	12	4	1	1	0	0	0	0	0	0	0	0	0	0	0	0	0	0	0	0	0	0	0	0	0	0	0	0	0	0	115	40.4	30 to 40	80.0	81	70.4		
24/03/2022	08:00	0	0	1	15	66	71	36	18	6	2	0	0	0	0	0	0	0	0	0	0	0	0	0	0	0	0	0	0	0	0	0	0	0	0	0	0	215	39.2	30 to 40	80.5	133	61.9			
24/03/2022	09:00	0	0	3	32	101	97	51	8	1	1	0	0	0	0	0	0	0	0	0	0	0	0	0	0	0	0	0	0	0	0	0	0	0	0	0	0	294	36.7	30 to 40	84.7	158	53.7			
24/03/2022	10:00	0	1	4	33	122	95	48	8	0	0	0	0	0	0	0	0	0	0	0	0	0	0	0	0	0	0	0	0	0	0	0	0	0	0	0	0	311	35.9	30 to 40	85.2	151	48.6			
24/03/2022	11:00	0	0	1	41	110	119	63	8	1	0	0	0	0	0	0	0	0	0	0	0	0	0	0	0	0	0	0	0	0	0	0	0	0	0	0	0	343	36.7	30 to 40	85.1	191	55.7			
24/03/2022	12:00	0	0	2	6	37	115	121	47	10	0	0	0	0	0	0	0	0	0	0	0	0	0	0	0	0	0	0	0	0	0	0	0	0	0	0	0	338	35.6	30 to 40	83.7	178	52.7			
24/03/2022	13:00	0	0	2	3	22	112	102	54	10	1	0	0	0	0	0	0	0	0	0	0	0	0	0	0	0	0	0	0	0	0	0	0	0	0	0	0	306	36.8	30 to 40	87.6	167	54.6			
24/03/2022	14:00	0	0	1	9	25	96	119	45	13	1	0	0	0	0	0	0	0	0	0	0	0	0	0	0	0	0	0	0	0	0	0	0	0	0	0	0	309	36.4	30 to 40	84.1	178	57.6			
24/03/2022	15:00	0	0	7	38	137	126	32	12	0	0	0	0	0	0	0	0	0	0	0	0	0	0	0	0	0	0	0	0	0	0	0	0	0	0	0	0	352	34.6	25 to 35	85.5	170	48.3			
24/03/2022	16:00	0	0	1	4	30	128	100	48	8	3	0	0	0	0	0	0	0	0	0	0	0	0	0	0	0	0	0	0	0	0	0	0	0	0	0	0	322	36.1	30 to 40	85.7	159	49.4			
24/03/2022	17:00	0	0	4	38	163	153	43	9	3	1	0	0	0	0	0	0	0	0	0	0	0	0	0	0	0	0	0	0	0	0	0	0	0	0	0	0	414	34.8	30 to 40	86.7	209	50.5			
24/03/2022	18:00	0	1	0	13	71	102	44	11	3	0	0	0	0	0	0	0	0	0	0	0	0	0	0	0	0	0	0	0	0	0	0	0	0	0	0	245	37.4	30 to 40	88.6	160	65.3				
24/03/2022	19:00	0	0	1	12	35	47	29	7	1	1	0	0	0	0	0	0	0	0	0	0	0	0	0	0	0	0	0	0	0	0	0	0	0	0	0	0	134	38.3	30 to 40	82.8	86	64.2			
24/03/2022	20:00	0	0	0	11	30	36	12	8	0	0	0	0	0	0	0	0	0	0	0	0	0	0	0	0	0	0	0	0	0	0	0	0	0	0	0	0	97	37.1	30 to 40	80.4	56	57.7			
24/03/2022	21:00	0	0	3	10	20	23	18	5	3	0	0	0	0	0	0	0	0	0	0	0	0	0	0	0	0	0	0	0	0	0	0	0	0	0	0	0	82	38.9	30 to 40	74.4	49	59.8			
24/03/2022	22:00	0	0	1	2	5	10	6	6	1	1	0	0	0	0	0	0	0	0	0	0	0	0	0	0	0	0	0	0	0	0	0	0	0	0	0	0	32	37.5	30 to 40	68.8	14	43.8			
24/03/2022	23:00	0	0	0	0	5	7	4	0	0	0	0	0	0	0	0	0	0	0	0	0	0	0	0	0	0	0	0	0	0	0	0	0	0	0	0	0	16	37.5	30 to 40	100.0	11	68.8			
24 Hr Summary		0	2	7	50	368	1363	1383	621	157	31	8	3	0	0	0	0	0	0	0	0	0	0	0	0	0	0	0	0	0	0	0	0	0	0	0	0	3993	36.8	30 to 40	84.3	2203	55.2			

Incoming Histogram

A170 outward to 22 June 2022

from Tue-Mar-15-2022-05-00-PM to Wed-Jun-22-2022-12-59-PM

Date	Starting Hr:min	<5 5 to <10	10 to <15	15 to <20	20 to <25	25 to <30	30 to <35	35 to <40	40 to <45	45 to <50	50 to <55	55 to <60	60 to <65	65 to <70	70 to <75	75 to <80	80 to <85	85 to <90	90 to <95	95 to <100	100 to <105	105 to <110	110 to <115	115 to <120	120 to <125	125 to <130	130 to <135	135 to <140	140 to <145	145 to <150	150 to <155	155 to <160	160 to <165	165 to <170	170 to <175	175 to <180	180 to <185	185 to <190	190 to <195	195 to >200	Total Counts	85pct Speed	10MPH Pace	% in pace	# of Speeders	% Speeders
25/03/2022	00:00	0	0	0	0	1	5	0	1	0	0	0	0	0	0	0	0	0	0	0	0	0	0	0	0	0	0	0	0	0	0	0	0	0	0	0	0	0	0	0	7	35	25 to 35	85.7	6	85.7
25/03/2022	01:00	0	0	0	0	1	1	0	1	0	1	1	0	0	0	0	0	0	0	0	0	0	0	0	0	0	0	0	0	0	0	0	0	0	0	0	0	0	0	0	5	55	25 to 35	40.0	4	80.0
25/03/2022	02:00	0	0	0	1	1	0	0	0	0	0	0	0	0	0	0	0	0	0	0	0	0	0	0	0	0	0	0	0	0	0	0	0	0	0	0	0	0	0	2	30	20 to 30	100.0	*	*	
25/03/2022	03:00	0	0	0	0	0	0	1	0	0	0	0	0	0	0	0	0	0	0	0	0	0	0	0	0	0	0	0	0	0	0	0	0	0	0	0	0	0	0	1	40	30 to 40	100.0	1	100.0	
25/03/2022	04:00	0	0	0	0	0	2	0	0	1	0	0	0	0	0	0	0	0	0	0	0	0	0	0	0	0	0	0	0	0	0	0	0	0	0	0	0	0	0	3	50	25 to 35	66.7	3	100.0	
25/03/2022	05:00	0	0	0	0	2	2	0	3	0	0	0	0	0	0	0	0	0	0	0	0	0	0	0	0	0	0	0	0	0	0	0	0	0	0	0	0	0	0	7	43.3	35 to 45	71.4	5	71.4	
25/03/2022	06:00	0	0	0	0	7	8	7	6	1	0	0	0	0	0	0	0	0	0	0	0	0	0	0	0	0	0	0	0	0	0	0	0	0	0	0	0	0	29	42.5	30 to 40	75.9	22	75.9		
25/03/2022	07:00	0	0	0	3	17	26	17	13	6	1	0	0	0	0	0	0	0	0	0	0	0	0	0	0	0	0	0	0	0	0	0	0	0	0	0	0	0	83	43.1	30 to 40	72.3	63	75.9		
25/03/2022	08:00	0	0	1	2	9	67	76	31	13	2	0	0	0	0	0	0	0	0	0	0	0	0	0	0	0	0	0	0	0	0	0	0	0	0	0	0	0	201	37.6	30 to 40	86.6	122	60.7		
25/03/2022	09:00	0	1	0	4	25	104	102	55	12	1	0	0	0	0	0	0	0	0	0	0	0	0	0	0	0	0	0	0	0	0	0	0	0	0	0	0	304	37	30 to 40	85.9	170	55.9			
25/03/2022	10:00	0	0	1	6	18	104	119	57	12	0	1	0	0	0	0	0	0	0	0	0	0	0	0	0	0	0	0	0	0	0	0	0	0	0	0	0	318	36.9	30 to 40	88.1	189	59.4			
25/03/2022	11:00	0	0	0	6	26	120	126	65	5	1	2	0	0	0	0	0	0	0	0	0	0	0	0	0	0	0	0	0	0	0	0	0	0	0	0	0	351	36.5	30 to 40	88.6	199	56.7			
25/03/2022	12:00	0	1	1	2	30	116	141	57	9	0	0	0	0	0	0	0	0	0	0	0	0	0	0	0	0	0	0	0	0	0	0	0	0	0	0	0	357	36.1	30 to 40	88.0	207	58.0			
25/03/2022	13:00	0	0	0	5	29	132	157	58	6	1	0	0	0	0	0	0	0	0	0	0	0	0	0	0	0	0	0	0	0	0	0	0	0	0	0	0	388	35.6	30 to 40	89.4	222	57.2			
25/03/2022	14:00	0	0	2	5	35	113	127	51	12	1	0	0	0	0	0	0	0	0	0	0	0	0	0	0	0	0	0	0	0	0	0	0	0	0	0	0	346	36.2	30 to 40	84.1	191	55.2			
25/03/2022	15:00	0	0	2	5	30	143	129	65	11	1	0	0	0	0	0	0	0	0	0	0	0	0	0	0	0	0	0	0	0	0	0	0	0	0	0	0	386	36.5	30 to 40	87.3	206	53.4			
25/03/2022	16:00	0	0	0	6	35	182	162	47	10	1	0	0	0	0	0	0	0	0	0	0	0	0	0	0	0	0	0	0	0	0	0	0	0	0	0	0	443	34.8	30 to 40	88.3	220	49.7			
25/03/2022	17:00	0	0	0	7	39	178	153	72	14	1	1	0	0	0	0	0	0	0	0	0	0	0	0	0	0	0	0	0	0	0	0	0	0	0	0	0	465	36.2	30 to 40	86.7	241	51.8			
25/03/2022	18:00	0	0	0	2	22	96	129	58	18	1	0	0	1	0	0	0	0	0	0	0	0	0	0	0	0	0	0	0	0	0	0	0	0	0	0	0	465	36.2	30 to 40	86.7	241	51.8			
25/03/2022	19:00	0	0	0	0	10	45	67	36	15	4	1	0	0	0	0	0	0	0	0	0	0	0	0	0	0	0	0	0	0	0	0	0	0	0	0	327	37.5	30 to 40	86.5	207	63.3				
25/03/2022	20:00	0	0	0	0	6	30	35	19	9	2	0	0	0	0	0	0	0	0	0	0	0	0	0	0	0	0	0	0	0	0	0	0	0	0	0	0	178	39	30 to 40	83.1	123	69.1			
25/03/2022	21:00	0	0	0	1	2	17	14	20	6	3	0	0	0	0	0	0	0	0	0	0	0	0	0	0	0	0	0	0	0	0	0	0	0	0	0	63	40	30 to 40	81.0	43	68.3				
25/03/2022	22:00	0	0	0	1	0	17	12	11	4	0	0	0	0	0	0	0	0	0	0	0	0	0	0	0	0	0	0	0	0	0	0	0	0	0	0	0	45	38.6	30 to 40	88.9	27	60.0			
25/03/2022	23:00	0	0	0	4	10	5	12	6	1	1	0	0	0	0	0	0	0	0	0	0	0	0	0	0	0	0	0	0	0	0	0	0	0	0	0	0	39	41.7	30 to 40	69.2	25	64.1			
24 Hr Summary		0	2	7	52	324	1503	1598	739	186	28	8	1	1	0	0	0	0	0	0	0	0	0	0	0	0	0	0	0	0	0	0	0	0	0	0	4449	37	30 to 40	86.3	2561	57.6				

Incoming Histogram

A170 outward to 22 June 2022

from Tue-Mar-15-2022-05-00-PM to Wed-Jun-22-2022-12-59-PM

Date	Starting Hr:min	<5 to <10	10 to <15	15 to <20	20 to <25	25 to <30	30 to <35	35 to <40	40 to <45	45 to <50	50 to <55	55 to <60	60 to <65	65 to <70	70 to <75	75 to <80	80 to <85	85 to <90	90 to <95	95 to <100	100 to <105	105 to <110	110 to <115	115 to <120	120 to <125	125 to <130	130 to <135	135 to <140	140 to <145	145 to <150	150 to <155	155 to <160	160 to <165	165 to <170	170 to <175	175 to <180	180 to <185	185 to <190	190 to <195	195 to >200	Total Counts	85pct Speed	10MPH Pace	% in pace	# of Speeders	% Speeders
26/03/2022	00:00	0	0	1	0	4	3	5	2	1	1	0	0	0	0	0	0	0	0	0	0	0	0	0	0	0	0	0	0	0	0	0	0	0	0	0	0	0	0	0	17	42.5	30 to 40	70.6	12	70.6
26/03/2022	01:00	0	0	0	0	0	2	0	1	0	0	0	0	0	0	0	0	0	0	0	0	0	0	0	0	0	0	0	0	0	0	0	0	0	0	0	0	0	0	0	3	45	35 to 45	100.0	3	100.0
26/03/2022	02:00	0	0	0	0	0	0	0	1	0	0	0	0	0	0	0	0	0	0	0	0	0	0	0	0	0	0	0	0	0	0	0	0	0	0	0	0	0	0	0	1	45	35 to 45	100.0	1	100.0
26/03/2022	03:00	0	0	0	0	0	1	1	1	0	0	0	0	0	0	0	0	0	0	0	0	0	0	0	0	0	0	0	0	0	0	0	0	0	0	0	0	0	0	0	3	45	35 to 45	100.0	3	100.0
26/03/2022	04:00	0	0	0	0	1	0	2	0	1	0	0	0	0	0	0	0	0	0	0	0	0	0	0	0	0	0	0	0	0	0	0	0	0	0	0	0	0	0	0	4	40	30 to 40	75.0	3	75.0
26/03/2022	05:00	0	0	0	0	0	2	4	0	0	0	0	0	0	0	0	0	0	0	0	0	0	0	0	0	0	0	0	0	0	0	0	0	0	0	0	0	0	0	0	6	38.8	30 to 40	100.0	6	100.0
26/03/2022	06:00	0	0	0	1	6	2	3	4	2	0	0	0	0	0	0	0	0	0	0	0	0	0	0	0	0	0	0	0	0	0	0	0	0	0	0	0	0	0	0	18	43.8	30 to 40	61.1	11	61.1
26/03/2022	07:00	0	0	0	3	14	9	9	6	3	0	0	0	0	0	0	0	0	0	0	0	0	0	0	0	0	0	0	0	0	0	0	0	0	0	0	0	0	0	0	44	41.7	30 to 40	72.7	27	61.4
26/03/2022	08:00	0	0	1	3	18	36	16	9	3	1	0	0	0	0	0	0	0	0	0	0	0	0	0	0	0	0	0	0	0	0	0	0	0	0	0	0	0	0	0	87	40	30 to 40	80.5	65	74.7
26/03/2022	09:00	0	0	5	14	71	74	47	17	2	0	0	0	0	0	0	0	0	0	0	0	0	0	0	0	0	0	0	0	0	0	0	0	0	0	0	0	0	0	230	38.4	30 to 40	83.5	140	60.9	
26/03/2022	10:00	0	0	1	13	63	151	93	33	7	1	1	0	0	0	0	0	0	0	0	0	0	0	0	0	0	0	0	0	0	0	0	0	0	0	0	0	0	0	363	34.4	25 to 35	84.6	135	37.2	
26/03/2022	11:00	0	0	2	10	31	123	132	65	26	4	0	0	0	0	0	0	0	0	0	0	0	0	0	0	0	0	0	0	0	0	0	0	0	0	0	0	0	0	393	37.8	30 to 40	81.4	227	57.8	
26/03/2022	12:00	0	0	3	10	35	131	137	66	17	1	1	0	0	0	0	0	0	0	0	0	0	0	0	0	0	0	0	0	0	0	0	0	0	0	0	0	0	0	401	36.9	30 to 40	83.3	222	55.4	
26/03/2022	13:00	0	1	0	3	32	120	133	59	17	5	0	0	0	0	0	0	0	0	0	0	0	0	0	0	0	0	0	0	0	0	0	0	0	0	0	0	0	0	0	370	37.1	30 to 40	84.3	214	57.8
26/03/2022	14:00	0	0	0	3	32	103	131	51	12	2	0	0	0	0	0	0	0	0	0	0	0	0	0	0	0	0	0	0	0	0	0	0	0	0	0	0	0	0	334	36.5	30 to 40	85.3	196	58.7	
26/03/2022	15:00	0	0	0	9	30	122	129	49	15	0	0	0	0	0	0	0	0	0	0	0	0	0	0	0	0	0	0	0	0	0	0	0	0	0	0	0	0	0	354	36.1	30 to 40	84.7	193	54.5	
26/03/2022	16:00	0	0	2	3	29	107	126	45	11	2	1	0	0	0	0	0	0	0	0	0	0	0	0	0	0	0	0	0	0	0	0	0	0	0	0	0	0	0	326	36.1	30 to 40	85.3	185	56.7	
26/03/2022	17:00	0	0	0	3	27	110	118	42	9	1	0	0	0	0	0	0	0	0	0	0	0	0	0	0	0	0	0	0	0	0	0	0	0	0	0	0	0	0	310	35.7	30 to 40	87.1	170	54.8	
26/03/2022	18:00	0	0	0	2	17	69	68	41	7	2	0	0	0	0	0	0	0	0	0	0	0	0	0	0	0	0	0	0	0	0	0	0	0	0	0	0	0	0	206	37.3	30 to 40	86.4	118	57.3	
26/03/2022	19:00	0	0	1	1	9	57	64	23	6	2	0	1	0	0	0	0	0	0	0	0	0	0	0	0	0	0	0	0	0	0	0	0	0	0	0	0	0	0	164	36.5	30 to 40	87.8	96	58.5	
26/03/2022	20:00	0	0	0	1	4	24	37	27	5	1	0	0	0	0	0	0	0	0	0	0	0	0	0	0	0	0	0	0	0	0	0	0	0	0	0	0	0	0	99	38.3	30 to 40	88.9	70	70.7	
26/03/2022	21:00	0	0	0	0	6	17	23	14	7	1	0	0	0	0	0	0	0	0	0	0	0	0	0	0	0	0	0	0	0	0	0	0	0	0	0	0	0	68	39.3	30 to 40	79.4	45	66.2		
26/03/2022	22:00	0	0	0	0	3	15	18	14	2	1	0	0	0	0	0	0	0	0	0	0	0	0	0	0	0	0	0	0	0	0	0	0	0	0	0	0	0	53	38.2	30 to 40	88.7	35	66.0		
26/03/2022	23:00	0	0	0	0	3	15	10	4	2	4	0	0	0	0	0	0	0	0	0	0	0	0	0	0	0	0	0	0	0	0	0	0	0	0	0	0	0	0	38	40	30 to 40	76.3	20	52.6	
24 Hr Summary		0	1	9	65	342	1278	1348	620	184	39	5	1	0	0	0	0	0	0	0	0	0	0	0	0	0	0	0	0	0	0	0	0	0	0	0	0	0	3892	37.1	30 to 40	83.4	2197	56.4		

Incoming Histogram

A170 outward to 22 June 2022

from Tue-Mar-15-2022-05-00-PM to Wed-Jun-22-2022-12-59-PM

Date	Starting Hr:min	<5 5 to <10	10 to <15	15 to <20	20 to <25	25 to <30	30 to <35	35 to <40	40 to <45	45 to <50	50 to <55	55 to <60	60 to <65	65 to <70	70 to <75	75 to <80	80 to <85	85 to <90	90 to <95	95 to <100	100 to <105	105 to <110	110 to <115	115 to <120	120 to <125	125 to <130	130 to <135	135 to <140	140 to <145	145 to <150	150 to <155	155 to <160	160 to <165	165 to <170	170 to <175	175 to <180	180 to <185	185 to <190	190 to <195	195 to >200	Total Counts	85pct Speed	10MPH Pace	% in pace	# of Speeders	% Speeders
27/03/2022	00:00	0	0	1	1	8	7	1	3	0	1	0	0	0	0	0	0	0	0	0	0	0	0	0	0	0	0	0	0	0	0	0	0	0	0	0	0	0	0	0	22	41.7	25 to 35	72.7	12	54.5
27/03/2022	01:00	0	0	0	0	1	3	3	2	1	0	0	0	0	0	0	0	0	0	0	0	0	0	0	0	0	0	0	0	0	0	0	0	0	0	0	0	0	0	0	10	42.5	35 to 45	80.0	9	90.0
27/03/2022	02:00	0	0	0	0	0	0	2	0	1	0	1	0	0	0	0	0	0	0	0	0	0	0	0	0	0	0	0	0	0	0	0	0	0	0	0	0	0	0	0	4	50	40 to 50	75.0	4	100.0
27/03/2022	03:00	0	0	0	0	2	1	0	1	0	0	0	0	0	0	0	0	0	0	0	0	0	0	0	0	0	0	0	0	0	0	0	0	0	0	0	0	0	0	0	4	35	25 to 35	75.0	2	50.0
27/03/2022	04:00	0	0	0	0	0	0	0	0	1	1	0	0	0	0	0	0	0	0	0	0	0	0	0	0	0	0	0	0	0	0	0	0	0	0	0	0	0	0	0	2	55	45 to 55	100.0	2	100.0
27/03/2022	05:00	0	0	0	0	1	1	2	1	1	0	0	0	0	0	0	0	0	0	0	0	0	0	0	0	0	0	0	0	0	0	0	0	0	0	0	0	0	0	0	6	45	30 to 40	66.7	5	83.3
27/03/2022	06:00	0	0	1	2	11	8	1	2	1	0	0	0	0	0	0	0	0	0	0	0	0	0	0	0	0	0	0	0	0	0	0	0	0	0	0	0	0	0	0	26	35	25 to 35	80.8	12	46.2
27/03/2022	07:00	0	0	0	3	18	26	11	7	3	2	0	0	0	0	0	0	0	0	0	0	0	0	0	0	0	0	0	0	0	0	0	0	0	0	0	0	0	0	0	70	41.4	30 to 40	78.6	49	70.0
27/03/2022	08:00	0	1	1	2	46	37	18	7	2	1	0	0	0	0	0	0	0	0	0	0	0	0	0	0	0	0	0	0	0	0	0	0	0	0	0	0	0	0	115	38.1	30 to 40	87.8	65	56.5	
27/03/2022	09:00	0	1	3	16	95	75	30	8	1	1	0	0	0	0	0	0	0	0	0	0	0	0	0	0	0	0	0	0	0	0	0	0	0	0	0	0	0	0	230	36	30 to 40	87.0	115	50.0	
27/03/2022	10:00	0	1	7	28	90	119	60	10	1	0	0	0	0	0	0	0	0	0	0	0	0	0	0	0	0	0	0	0	0	0	0	0	0	0	0	0	0	0	317	36.9	30 to 40	84.9	190	59.9	
27/03/2022	11:00	0	0	3	36	118	139	61	5	2	1	0	0	0	0	0	0	0	0	0	0	0	0	0	0	0	0	0	0	0	0	0	0	0	0	0	0	0	0	365	36.1	30 to 40	87.1	208	57.0	
27/03/2022	12:00	0	0	4	22	84	110	64	23	4	0	0	0	0	0	0	0	0	0	0	0	0	0	0	0	0	0	0	0	0	0	0	0	0	0	0	0	0	0	311	38.4	30 to 40	83.0	201	64.6	
27/03/2022	13:00	0	0	3	26	112	110	47	10	3	0	0	0	0	0	0	0	0	0	0	0	0	0	0	0	0	0	0	0	0	0	0	0	0	0	0	0	0	0	313	36.4	30 to 40	85.9	170	54.3	
27/03/2022	14:00	0	0	6	23	99	92	51	15	2	0	0	0	0	0	0	0	0	0	0	0	0	0	0	0	0	0	0	0	0	0	0	0	0	0	0	0	0	0	288	37.5	30 to 40	84.0	160	55.6	
27/03/2022	15:00	0	0	5	26	100	120	35	9	1	0	1	0	0	0	0	0	0	0	0	0	0	0	0	0	0	0	0	0	0	0	0	0	0	0	0	0	0	0	297	35.1	30 to 40	85.9	166	55.9	
27/03/2022	16:00	0	0	2	17	78	117	50	11	2	0	0	0	0	0	0	0	0	0	0	0	0	0	0	0	0	0	0	0	0	0	0	0	0	0	0	0	0	0	277	37.1	30 to 40	88.4	180	65.0	
27/03/2022	17:00	0	0	3	15	66	76	42	3	3	0	0	0	0	0	0	0	0	0	0	0	0	0	0	0	0	0	0	0	0	0	0	0	0	0	0	0	0	0	208	37	30 to 40	88.5	124	59.6	
27/03/2022	18:00	0	1	0	3	43	43	29	13	1	0	0	0	0	0	0	0	0	0	0	0	0	0	0	0	0	0	0	0	0	0	0	0	0	0	0	0	0	0	133	39	30 to 40	86.5	86	64.7	
27/03/2022	19:00	0	0	2	4	28	37	17	10	0	0	0	0	0	0	0	0	0	0	0	0	0	0	0	0	0	0	0	0	0	0	0	0	0	0	0	0	0	0	98	38.5	30 to 40	83.7	64	65.3	
27/03/2022	20:00	0	0	0	6	15	16	18	4	4	2	0	0	0	0	0	0	0	0	0	0	0	0	0	0	0	0	0	0	0	0	0	0	0	0	0	0	0	0	65	40	30 to 40	75.4	44	67.7	
27/03/2022	21:00	0	0	0	7	20	19	17	5	1	0	0	0	0	0	0	0	0	0	0	0	0	0	0	0	0	0	0	0	0	0	0	0	0	0	0	0	0	0	69	38.8	30 to 40	81.2	42	60.9	
27/03/2022	22:00	0	0	0	0	2	6	5	2	1	1	0	0	0	0	0	0	0	0	0	0	0	0	0	0	0	0	0	0	0	0	0	0	0	0	0	0	0	0	17	42.5	30 to 40	76.5	15	88.2	
27/03/2022	23:00	0	0	0	0	3	1	1	0	1	0	0	0	0	0	0	0	0	0	0	0	0	0	0	0	0	0	0	0	0	0	0	0	0	0	0	0	0	0	6	40	30 to 40	83.3	3	50.0	
24 Hr Summary		0	2	6	40	237	1040	1163	565	151	37	10	2	0	0	0	0	0	0	0	0	0	0	0	0	0	0	0	0	0	0	0	0	0	0	0	0	0	0	3253	37.5	30 to 40	85.1	1928	59.3	

Incoming Histogram

A170 outward to 22 June 2022

from Tue-Mar-15-2022-05-00-PM to Wed-Jun-22-2022-12-59-PM

Date	Starting Hr:min	<5 5 to <10	10 to <15	15 to <20	20 to <25	25 to <30	30 to <35	35 to <40	40 to <45	45 to <50	50 to <55	55 to <60	60 to <65	65 to <70	70 to <75	75 to <80	80 to <85	85 to <90	90 to <95	95 to <100	100 to <105	105 to <110	110 to <115	115 to <120	120 to <125	125 to <130	130 to <135	135 to <140	140 to <145	145 to <150	150 to <155	155 to <160	160 to <165	165 to <170	170 to <175	175 to <180	180 to <185	185 to <190	190 to <195	195 to >200	Total Counts	85pct Speed	10MPH Pace	% in pace	# of Speeders	% Speeders
28/03/2022	00:00	0	0	0	0	0	2	1	0	0	0	0	0	0	0	0	0	0	0	0	0	0	0	0	0	0	0	0	0	0	0	0	0	0	0	0	0	0	0	0	3	40	30 to 40	100.0	3	100.0
28/03/2022	01:00	0	0	0	0	0	1	1	1	0	0	0	0	0	0	0	0	0	0	0	0	0	0	0	0	0	0	0	0	0	0	0	0	0	0	0	0	0	0	0	3	45	35 to 45	100.0	3	100.0
28/03/2022	02:00	0	0	0	0	0	1	1	0	0	0	0	0	0	0	0	0	0	0	0	0	0	0	0	0	0	0	0	0	0	0	0	0	0	0	0	0	0	0	2	40	30 to 40	100.0	2	100.0	
28/03/2022	03:00	0	0	0	0	0	0	1	1	0	0	0	0	0	0	0	0	0	0	0	0	0	0	0	0	0	0	0	0	0	0	0	0	0	0	0	0	0	0	2	45	35 to 45	100.0	2	100.0	
28/03/2022	04:00	0	0	0	0	2	4	4	1	0	1	0	0	0	0	0	0	0	0	0	0	0	0	0	0	0	0	0	0	0	0	0	0	0	0	0	0	0	0	12	40	30 to 40	83.3	10	83.3	
28/03/2022	05:00	0	0	0	0	5	6	7	3	3	1	0	0	0	0	0	0	0	0	0	0	0	0	0	0	0	0	0	0	0	0	0	0	0	0	0	0	0	25	45	30 to 40	72.0	20	80.0		
28/03/2022	06:00	0	0	0	4	20	26	24	11	4	2	0	0	0	0	0	0	0	0	0	0	0	0	0	0	0	0	0	0	0	0	0	0	0	0	0	0	0	91	41.4	30 to 40	76.9	67	73.6		
28/03/2022	07:00	0	0	1	4	11	61	55	27	8	2	1	0	0	0	0	0	0	0	0	0	0	0	0	0	0	0	0	0	0	0	0	0	0	0	0	0	0	170	37.2	30 to 40	84.1	93	54.7		
28/03/2022	08:00	0	0	1	6	29	103	95	39	4	2	1	0	0	0	0	0	0	0	0	0	0	0	0	0	0	0	0	0	0	0	0	0	0	0	0	0	280	35.5	30 to 40	84.6	141	50.4			
28/03/2022	09:00	0	0	0	4	29	92	85	30	10	1	0	0	0	0	0	0	0	0	0	0	0	0	0	0	0	0	0	0	0	0	0	0	0	0	0	0	252	35.7	30 to 40	82.1	127	50.4			
28/03/2022	10:00	0	0	0	1	15	72	111	40	10	2	0	0	0	0	0	0	0	0	0	0	0	0	0	0	0	0	0	0	0	0	0	0	0	0	0	0	251	36.8	30 to 40	88.8	163	64.9			
28/03/2022	11:00	0	0	0	6	33	107	88	39	5	2	0	0	0	0	0	0	0	0	0	0	0	0	0	0	0	0	0	0	0	0	0	0	0	0	0	0	280	35.5	30 to 40	83.6	134	47.9			
28/03/2022	12:00	0	1	0	4	22	82	93	36	6	1	0	0	0	0	0	0	0	0	0	0	0	0	0	0	0	0	0	0	0	0	0	0	0	0	0	0	245	35.8	30 to 40	86.1	136	55.5			
28/03/2022	13:00	0	0	0	3	25	97	103	30	4	1	1	0	0	0	0	0	0	0	0	0	0	0	0	0	0	0	0	0	0	0	0	0	0	0	0	0	264	34.8	30 to 40	87.1	139	52.7			
28/03/2022	14:00	0	0	0	4	25	106	137	42	3	0	0	0	0	0	0	0	0	0	0	0	0	0	0	0	0	0	0	0	0	0	0	0	0	0	0	0	317	34.9	30 to 40	89.9	182	57.4			
28/03/2022	15:00	0	0	0	1	32	134	107	39	5	0	0	0	0	0	0	0	0	0	0	0	0	0	0	0	0	0	0	0	0	0	0	0	0	0	0	0	318	34.8	30 to 40	88.1	151	47.5			
28/03/2022	16:00	0	0	0	2	22	115	119	41	8	1	0	0	0	0	0	0	0	0	0	0	0	0	0	0	0	0	0	0	0	0	0	0	0	0	0	0	308	35.5	30 to 40	89.3	169	54.9			
28/03/2022	17:00	0	0	0	0	20	89	74	42	8	2	0	0	0	0	0	0	0	0	0	0	0	0	0	0	0	0	0	0	0	0	0	0	0	0	0	0	235	37	30 to 40	87.2	126	53.6			
28/03/2022	18:00	0	0	0	1	11	42	43	18	7	3	1	0	0	0	0	0	0	0	0	0	0	0	0	0	0	0	0	0	0	0	0	0	0	0	0	0	126	37.8	30 to 40	81.7	72	57.1			
28/03/2022	19:00	0	0	0	0	6	28	33	21	2	1	0	0	0	0	0	0	0	0	0	0	0	0	0	0	0	0	0	0	0	0	0	0	0	0	0	0	91	37.4	30 to 40	90.1	57	62.6			
28/03/2022	20:00	0	0	0	0	4	22	13	8	5	1	0	0	0	0	0	0	0	0	0	0	0	0	0	0	0	0	0	0	0	0	0	0	0	0	0	0	53	38.8	30 to 40	81.1	27	50.9			
28/03/2022	21:00	0	0	0	1	2	14	15	6	4	2	0	0	0	0	0	0	0	0	0	0	0	0	0	0	0	0	0	0	0	0	0	0	0	0	0	0	44	39.2	30 to 40	79.5	27	61.4			
28/03/2022	22:00	0	0	0	0	3	1	3	3	4	0	0	0	0	0	0	0	0	0	0	0	0	0	0	0	0	0	0	0	0	0	0	0	0	0	0	0	14	42.5	35 to 45	71.4	10	71.4			
28/03/2022	23:00	0	0	0	0	0	1	2	1	1	0	0	0	0	0	0	0	0	0	0	0	0	0	0	0	0	0	0	0	0	0	0	0	0	0	0	0	5	45	35 to 45	80.0	5	100.0			
24 Hr Summary		0	1	2	37	293	1192	1215	502	111	29	9	0	0	0	0	0	0	0	0	0	0	0	0	0	0	0	0	0	0	0	0	0	0	0	0	0	3391	36.4	30 to 40	85.8	1866	55.0			

Incoming Histogram

A170 outward to 22 June 2022

from Tue-Mar-15-2022-05-00-PM to Wed-Jun-22-2022-12-59-PM

Date	Starting Hr:min	<5 to <10	10 to <15	15 to <20	20 to <25	25 to <30	30 to <35	35 to <40	40 to <45	45 to <50	50 to <55	55 to <60	60 to <65	65 to <70	70 to <75	75 to <80	80 to <85	85 to <90	90 to <95	95 to <100	100 to <105	105 to <110	110 to <115	115 to <120	120 to <125	125 to <130	130 to <135	135 to <140	140 to <145	145 to <150	150 to <155	155 to <160	160 to <165	165 to <170	170 to <175	175 to <180	180 to <185	185 to <190	190 to <195	195 to >200	Total Counts	85pct Speed	10MPH Pace	% in pace	# of Speeders	% Speeders
29/03/2022	00:00	0	0	0	3	1	0	0	0	0	0	0	0	0	0	0	0	0	0	0	0	0	0	0	0	0	0	0	0	0	0	0	0	0	0	0	0	0	0	0	4	25	20 to 30	100.0	*	*
29/03/2022	01:00	0	0	0	0	0	1	0	0	0	0	0	0	0	0	0	0	0	0	0	0	0	0	0	0	0	0	0	0	0	0	0	0	0	0	0	0	0	0	0	1	35	25 to 35	100.0	1	100.0
29/03/2022	02:00	0	0	0	0	0	1	1	0	0	0	0	0	0	0	0	0	0	0	0	0	0	0	0	0	0	0	0	0	0	0	0	0	0	0	0	0	0	0	0	2	40	30 to 40	100.0	2	100.0
29/03/2022	03:00	0	0	0	0	0	0	0	2	0	0	0	0	0	0	0	0	0	0	0	0	0	0	0	0	0	0	0	0	0	0	0	0	0	0	0	0	0	0	0	2	45	35 to 45	100.0	2	100.0
29/03/2022	04:00	0	0	0	1	3	3	2	4	0	0	0	0	0	0	0	0	0	0	0	0	0	0	0	0	0	0	0	0	0	0	0	0	0	0	0	0	0	0	0	13	42.5	35 to 45	69.2	9	69.2
29/03/2022	05:00	0	0	0	2	12	10	4	1	2	0	0	0	0	0	0	0	0	0	0	0	0	0	0	0	0	0	0	0	0	0	0	0	0	0	0	0	0	0	0	31	37.5	30 to 40	83.9	17	54.8
29/03/2022	06:00	0	0	0	3	32	28	19	12	3	3	0	0	0	0	0	0	0	0	0	0	0	0	0	0	0	0	0	0	0	0	0	0	0	0	0	0	0	0	0	100	41.2	30 to 40	79.0	65	65.0
29/03/2022	07:00	0	0	3	22	74	69	23	4	1	0	0	0	0	0	0	0	0	0	0	0	0	0	0	0	0	0	0	0	0	0	0	0	0	0	0	0	0	0	196	34.9	30 to 40	84.7	97	49.5	
29/03/2022	08:00	0	1	5	29	88	94	31	4	1	1	0	0	0	0	0	0	0	0	0	0	0	0	0	0	0	0	0	0	0	0	0	0	0	0	0	0	0	0	254	34.9	30 to 40	83.9	131	51.6	
29/03/2022	09:00	0	0	5	25	103	89	26	8	1	1	0	0	0	0	0	0	0	0	0	0	0	0	0	0	0	0	0	0	0	0	0	0	0	0	0	0	0	0	258	34.8	30 to 40	84.5	125	48.4	
29/03/2022	10:00	0	0	4	19	110	89	33	10	0	0	0	0	0	0	0	0	0	0	0	0	0	0	0	0	0	0	0	0	0	0	0	0	0	0	0	0	0	0	265	35.5	30 to 40	87.5	132	49.8	
29/03/2022	11:00	0	1	2	19	88	112	38	5	0	0	0	0	0	0	0	0	0	0	0	0	0	0	0	0	0	0	0	0	0	0	0	0	0	0	0	0	0	0	265	35.4	30 to 40	89.8	155	58.5	
29/03/2022	12:00	0	0	3	13	96	91	36	7	0	0	0	0	0	0	0	0	0	0	0	0	0	0	0	0	0	0	0	0	0	0	0	0	0	0	0	0	0	0	246	35.8	30 to 40	90.7	134	54.5	
29/03/2022	13:00	0	0	2	25	104	83	39	5	1	1	0	0	0	0	0	0	0	0	0	0	0	0	0	0	0	0	0	0	0	0	0	0	0	0	0	0	0	0	260	35.9	30 to 40	86.9	129	49.6	
29/03/2022	14:00	0	0	4	26	120	103	27	4	2	0	0	0	0	0	0	0	0	0	0	0	0	0	0	0	0	0	0	0	0	0	0	0	0	0	0	0	0	0	286	34.5	30 to 40	87.4	136	47.6	
29/03/2022	15:00	0	0	7	41	126	114	41	6	2	0	0	0	0	0	0	0	0	0	0	0	0	0	0	0	0	0	0	0	0	0	0	0	0	0	0	0	0	0	337	34.9	25 to 35	83.4	163	48.4	
29/03/2022	16:00	0	0	5	38	152	129	38	11	0	0	0	0	0	0	0	0	0	0	0	0	0	0	0	0	0	0	0	0	0	0	0	0	0	0	0	0	0	0	373	34.7	25 to 35	85.5	178	47.7	
29/03/2022	17:00	0	0	4	15	82	95	52	12	2	0	0	0	0	0	0	0	0	0	0	0	0	0	0	0	0	0	0	0	0	0	0	0	0	0	0	0	0	0	262	37.6	30 to 40	87.4	161	61.5	
29/03/2022	18:00	0	0	1	9	47	54	24	7	1	0	0	0	0	0	0	0	0	0	0	0	0	0	0	0	0	0	0	0	0	0	0	0	0	0	0	0	0	0	143	37.3	30 to 40	87.4	86	60.1	
29/03/2022	19:00	0	0	2	9	41	35	18	4	3	0	0	0	0	0	0	0	0	0	0	0	0	0	0	0	0	0	0	0	0	0	0	0	0	0	0	0	0	0	112	37.2	30 to 40	83.9	60	53.6	
29/03/2022	20:00	0	0	0	3	10	19	11	6	1	0	0	0	0	0	0	0	0	0	0	0	0	0	0	0	0	0	0	0	0	0	0	0	0	0	0	0	0	0	50	39.5	30 to 40	80.0	37	74.0	
29/03/2022	21:00	0	0	0	1	7	8	8	5	1	0	0	0	0	0	0	0	0	0	0	0	0	0	0	0	0	0	0	0	0	0	0	0	0	0	0	0	0	0	30	42	30 to 40	76.7	22	73.3	
29/03/2022	22:00	0	0	0	0	2	6	6	5	1	1	0	0	0	0	0	0	0	0	0	0	0	0	0	0	0	0	0	0	0	0	0	0	0	0	0	0	0	0	21	44	35 to 45	81.0	19	90.5	
29/03/2022	23:00	0	0	0	0	3	1	0	1	1	0	0	0	0	0	0	0	0	0	0	0	0	0	0	0	0	0	0	0	0	0	0	0	0	0	0	0	0	0	6	45	25 to 35	66.7	3	50.0	
24 Hr Summary		0	1	1	47	303	1301	1234	477	123	23	7	0	0	0	0	0	0	0	0	0	0	0	0	0	0	0	0	0	0	0	0	0	0	0	0	0	0	0	3517	36.1	30 to 40	85.6	1864	53.0	

Incoming Histogram

A170 outward to 22 June 2022

from Tue-Mar-15-2022-05-00-PM to Wed-Jun-22-2022-12-59-PM

Date	Starting Hr:min	<5 5 to <10	10 to <15	15 to <20	20 to <25	25 to <30	30 to <35	35 to <40	40 to <45	45 to <50	50 to <55	55 to <60	60 to <65	65 to <70	70 to <75	75 to <80	80 to <85	85 to <90	90 to <95	95 to <100	100 to <105	105 to <110	110 to <115	115 to <120	120 to <125	125 to <130	130 to <135	135 to <140	140 to <145	145 to <150	150 to <155	155 to <160	160 to <165	165 to <170	170 to <175	175 to <180	180 to <185	185 to <190	190 to <195	195 to >200	Total Counts	85pct Speed	10MPH Pace	% in pace	# of Speeders	% Speeders
30/03/2022	00:00	0	0	0	0	0	0	0	2	0	0	0	0	0	0	0	0	0	0	0	0	0	0	0	0	0	0	0	0	0	0	0	0	0	0	0	0	0	0	0	2	45	35 to 45	100.0	2	100.0
30/03/2022	01:00	0	0	0	0	1	0	0	0	0	0	0	0	0	0	0	0	0	0	0	0	0	0	0	0	0	0	0	0	0	0	0	0	0	0	0	0	0	0	0	1	30	20 to 30	100.0	*	*
30/03/2022	02:00	0	0	0	0	0	0	1	1	0	0	0	0	0	0	0	0	0	0	0	0	0	0	0	0	0	0	0	0	0	0	0	0	0	0	0	0	0	0	0	2	45	35 to 45	100.0	2	100.0
30/03/2022	03:00	0	0	0	1	1	0	0	0	0	0	0	0	0	0	0	0	0	0	0	0	0	0	0	0	0	0	0	0	0	0	0	0	0	0	0	0	0	0	0	2	30	20 to 30	100.0	*	*
30/03/2022	04:00	0	0	0	0	1	4	2	2	2	0	0	0	0	0	0	0	0	0	0	0	0	0	0	0	0	0	0	0	0	0	0	0	0	0	0	0	0	0	0	11	45	35 to 45	72.7	10	90.9
30/03/2022	05:00	0	0	0	1	7	10	7	2	2	0	0	0	0	0	0	0	0	0	0	0	0	0	0	0	0	0	0	0	0	0	0	0	0	0	0	0	0	0	0	29	40	30 to 40	82.8	21	72.4
30/03/2022	06:00	0	0	0	4	21	27	12	9	0	0	0	0	0	0	0	0	0	0	0	0	0	0	0	0	0	0	0	0	0	0	0	0	0	0	0	0	0	0	73	39.2	30 to 40	82.2	48	65.8	
30/03/2022	07:00	0	0	1	4	19	80	64	28	11	2	0	0	0	0	0	0	0	0	0	0	0	0	0	0	0	0	0	0	0	0	0	0	0	0	0	0	0	0	209	36.8	30 to 40	82.3	105	50.2	
30/03/2022	08:00	0	0	2	25	78	89	44	8	1	0	0	0	0	0	0	0	0	0	0	0	0	0	0	0	0	0	0	0	0	0	0	0	0	0	0	0	0	0	247	36.8	30 to 40	85.4	142	57.5	
30/03/2022	09:00	0	0	4	22	97	73	34	4	1	0	0	0	0	0	0	0	0	0	0	0	0	0	0	0	0	0	0	0	0	0	0	0	0	0	0	0	0	0	235	35.6	30 to 40	86.8	112	47.7	
30/03/2022	10:00	0	0	6	28	94	88	26	5	0	0	0	0	0	0	0	0	0	0	0	0	0	0	0	0	0	0	0	0	0	0	0	0	0	0	0	0	0	0	247	34.7	25 to 35	85.0	119	48.2	
30/03/2022	11:00	0	0	2	23	95	91	37	8	0	0	0	0	0	0	0	0	0	0	0	0	0	0	0	0	0	0	0	0	0	0	0	0	0	0	0	0	0	0	256	35.9	30 to 40	87.1	136	53.1	
30/03/2022	12:00	0	0	3	14	76	89	28	10	1	0	0	0	0	0	0	0	0	0	0	0	0	0	0	0	0	0	0	0	0	0	0	0	0	0	0	0	0	0	221	36.1	30 to 40	87.3	128	57.9	
30/03/2022	13:00	0	0	0	18	91	79	22	5	2	0	0	0	0	0	0	0	0	0	0	0	0	0	0	0	0	0	0	0	0	0	0	0	0	0	0	0	0	0	217	34.7	30 to 40	88.5	108	49.8	
30/03/2022	14:00	0	0	4	25	99	109	34	5	1	0	0	0	0	0	0	0	0	0	0	0	0	0	0	0	0	0	0	0	0	0	0	0	0	0	0	0	0	0	277	34.9	30 to 40	87.4	149	53.8	
30/03/2022	15:00	0	0	3	30	90	105	40	8	0	0	0	0	0	0	0	0	0	0	0	0	0	0	0	0	0	0	0	0	0	0	0	0	0	0	0	0	0	0	276	35.9	30 to 40	85.1	153	55.4	
30/03/2022	16:00	0	0	1	3	23	104	126	64	10	1	1	0	0	0	0	0	0	0	0	0	0	0	0	0	0	0	0	0	0	0	0	0	0	0	0	0	0	0	333	37	30 to 40	88.3	202	60.7	
30/03/2022	17:00	0	0	1	20	67	76	27	13	2	0	0	1	0	0	0	0	0	0	0	0	0	0	0	0	0	0	0	0	0	0	0	0	0	0	0	0	0	0	207	37.2	30 to 40	82.1	119	57.5	
30/03/2022	18:00	0	0	0	7	35	53	25	5	1	0	1	0	0	0	0	0	0	0	0	0	0	0	0	0	0	0	0	0	0	0	0	0	0	0	0	0	0	0	127	37.6	30 to 40	89.0	85	66.9	
30/03/2022	19:00	0	0	3	5	27	25	15	4	1	1	0	0	0	0	0	0	0	0	0	0	0	0	0	0	0	0	0	0	0	0	0	0	0	0	0	0	0	0	81	38	30 to 40	82.7	46	56.8	
30/03/2022	20:00	0	0	0	10	20	19	5	2	2	1	0	0	0	0	0	0	0	0	0	0	0	0	0	0	0	0	0	0	0	0	0	0	0	0	0	0	0	0	59	36	25 to 35	83.1	29	49.2	
30/03/2022	21:00	0	0	0	3	5	9	9	2	0	0	0	0	0	0	0	0	0	0	0	0	0	0	0	0	0	0	0	0	0	0	0	0	0	0	0	0	0	0	28	38.9	30 to 40	82.1	20	71.4	
30/03/2022	22:00	0	0	0	2	5	6	6	3	1	0	0	0	0	0	0	0	0	0	0	0	0	0	0	0	0	0	0	0	0	0	0	0	0	0	0	0	0	0	23	41.7	30 to 40	73.9	16	69.6	
30/03/2022	23:00	0	0	0	0	1	4	1	2	0	0	0	0	0	0	0	0	0	0	0	0	0	0	0	0	0	0	0	0	0	0	0	0	0	0	0	0	0	0	8	42.5	35 to 45	87.5	7	87.5	
24 Hr Summary		0	0	2	35	280	1095	1146	467	121	20	3	1	1	0	0	0	0	0	0	0	0	0	0	0	0	0	0	0	0	0	0	0	0	0	0	0	0	0	3171	36.5	30 to 40	85.4	1759	55.5	

Incoming Histogram

A170 outward to 22 June 2022

from Tue-Mar-15-2022-05-00-PM to Wed-Jun-22-2022-12-59-PM

Date	Starting Hr:min	<5 5 to <10	10 to <15	15 to <20	20 to <25	25 to <30	30 to <35	35 to <40	40 to <45	45 to <50	50 to <55	55 to <60	60 to <65	65 to <70	70 to <75	75 to <80	80 to <85	85 to <90	90 to <95	95 to <100	100 to <105	105 to <110	110 to <115	115 to <120	120 to <125	125 to <130	130 to <135	135 to <140	140 to <145	145 to <150	150 to <155	155 to <160	160 to <165	165 to <170	170 to <175	175 to <180	180 to <185	185 to <190	190 to <195	195 to >200	Total Counts	85pct Speed	10MPH Pace	% in pace	# of Speeders	% Speeders
03/04/2022	00:00	0	0	0	1	4	5	1	2	0	0	0	0	0	0	0	0	0	0	0	0	0	0	0	0	0	0	0	0	0	0	0	0	0	0	0	0	0	0	0	13	40	25 to 35	76.9	8	61.5
03/04/2022	01:00	0	0	0	0	4	4	3	1	0	0	0	0	0	0	0	0	0	0	0	0	0	0	0	0	0	0	0	0	0	0	0	0	0	0	0	0	0	0	0	12	38.3	30 to 40	91.7	8	66.7
03/04/2022	02:00	0	0	0	0	0	0	0	2	1	0	0	0	0	0	0	0	0	0	0	0	0	0	0	0	0	0	0	0	0	0	0	0	0	0	0	0	0	0	0	3	50	40 to 50	100.0	3	100.0
03/04/2022	03:00	0	0	0	0	0	0	0	0	0	0	0	1	0	0	0	0	0	0	0	0	0	0	0	0	0	0	0	0	0	0	0	0	0	0	0	0	0	0	0	1	65	55 to 65	100.0	1	100.0
03/04/2022	04:00	0	0	0	0	0	0	1	1	1	0	0	0	0	0	0	0	0	0	0	0	0	0	0	0	0	0	0	0	0	0	0	0	0	0	0	0	0	0	0	3	50	40 to 50	100.0	3	100.0
03/04/2022	05:00	0	0	0	0	0	3	1	1	1	0	0	0	0	0	0	0	0	0	0	0	0	0	0	0	0	0	0	0	0	0	0	0	0	0	0	0	0	0	0	6	45	35 to 45	83.3	6	100.0
03/04/2022	06:00	0	0	0	2	7	5	5	2	1	0	0	0	0	0	0	0	0	0	0	0	0	0	0	0	0	0	0	0	0	0	0	0	0	0	0	0	0	0	0	22	40	30 to 40	77.3	13	59.1
03/04/2022	07:00	0	0	1	5	17	9	7	3	4	1	0	0	0	0	0	0	0	0	0	0	0	0	0	0	0	0	0	0	0	0	0	0	0	0	0	0	0	0	0	47	41.7	30 to 40	70.2	24	51.1
03/04/2022	08:00	0	0	2	5	25	39	24	6	1	2	0	0	0	0	0	0	0	0	0	0	0	0	0	0	0	0	0	0	0	0	0	0	0	0	0	0	0	0	104	38.5	30 to 40	84.6	72	69.2	
03/04/2022	09:00	0	1	1	13	64	56	43	18	3	0	0	0	0	0	0	0	0	0	0	0	0	0	0	0	0	0	0	0	0	0	0	0	0	0	0	0	0	0	199	39	30 to 40	81.9	120	60.3	
03/04/2022	10:00	0	1	7	18	73	103	62	12	1	0	0	0	0	0	0	0	0	0	0	0	0	0	0	0	0	0	0	0	0	0	0	0	0	0	0	0	0	0	278	37.7	30 to 40	85.6	178	64.0	
03/04/2022	11:00	0	0	6	24	78	108	60	12	3	0	0	0	0	0	0	0	0	0	0	0	0	0	0	0	0	0	0	0	0	0	0	0	0	0	0	0	0	0	291	37.6	30 to 40	84.5	183	62.9	
03/04/2022	12:00	0	1	2	22	101	137	52	13	1	1	0	0	0	0	0	0	0	0	0	0	0	0	0	0	0	0	0	0	0	0	0	0	0	0	0	0	0	0	330	36.6	30 to 40	87.9	204	61.8	
03/04/2022	13:00	0	2	7	24	92	99	35	3	2	0	0	0	0	0	0	0	0	0	0	0	0	0	0	0	0	0	0	0	0	0	0	0	0	0	0	0	0	0	265	35	30 to 40	85.3	139	52.5	
03/04/2022	14:00	0	2	6	21	99	123	37	9	1	0	0	0	0	0	0	0	0	0	0	0	0	0	0	0	0	0	0	0	0	0	0	0	0	0	0	0	0	0	299	35.3	30 to 40	86.6	170	56.9	
03/04/2022	15:00	0	0	2	7	77	116	50	9	0	0	0	0	0	0	0	0	0	0	0	0	0	0	0	0	0	0	0	0	0	0	0	0	0	0	0	0	0	0	261	37	30 to 40	93.1	175	67.0	
03/04/2022	16:00	0	0	4	17	103	91	40	5	1	0	0	0	0	0	0	0	0	0	0	0	0	0	0	0	0	0	0	0	0	0	0	0	0	0	0	0	0	0	261	35.9	30 to 40	89.7	137	52.5	
03/04/2022	17:00	0	0	1	13	62	54	34	8	3	1	0	0	0	0	0	0	0	0	0	0	0	0	0	0	0	0	0	0	0	0	0	0	0	0	0	0	0	0	176	37.9	30 to 40	85.2	100	56.8	
03/04/2022	18:00	0	0	1	11	33	37	25	8	2	1	0	0	0	0	0	0	0	0	0	0	0	0	0	0	0	0	0	0	0	0	0	0	0	0	0	0	0	0	118	38.6	30 to 40	80.5	73	61.9	
03/04/2022	19:00	0	0	1	10	27	28	22	9	1	0	0	0	0	0	0	0	0	0	0	0	0	0	0	0	0	0	0	0	0	0	0	0	0	0	0	0	0	0	98	38.9	30 to 40	78.6	60	61.2	
03/04/2022	20:00	0	0	1	2	12	15	13	2	2	0	0	0	0	0	0	0	0	0	0	0	0	0	0	0	0	0	0	0	0	0	0	0	0	0	0	0	0	0	47	38.8	30 to 40	85.1	32	68.1	
03/04/2022	21:00	0	0	1	4	7	9	8	0	0	0	0	0	0	0	0	0	0	0	0	0	0	0	0	0	0	0	0	0	0	0	0	0	0	0	0	0	0	29	37.5	30 to 40	82.8	17	58.6		
03/04/2022	22:00	0	0	0	0	1	1	1	0	1	0	0	0	0	0	0	0	0	0	0	0	0	0	0	0	0	0	0	0	0	0	0	0	0	0	0	0	0	0	4	40	30 to 40	75.0	3	75.0	
03/04/2022	23:00	0	0	0	1	1	1	2	0	1	0	0	0	0	0	0	0	0	0	0	0	0	0	0	0	0	0	0	0	0	0	0	0	0	0	0	0	0	0	6	40	30 to 40	66.7	4	66.7	
24 Hr Summary		0	3	7	200	887	1043	526	126	31	6	0	1	0	0	0	0	0	0	0	0	0	0	0	0	0	0	0	0	0	0	0	0	0	0	0	0	0	0	2873	37.5	30 to 40	85.5	1733	60.3	

Incoming Histogram

A170 outward to 22 June 2022

from Tue-Mar-15-2022-05-00-PM to Wed-Jun-22-2022-12-59-PM

Date	Starting Hr:min	<5 to <10	10 to <15	15 to <20	20 to <25	25 to <30	30 to <35	35 to <40	40 to <45	45 to <50	50 to <55	55 to <60	60 to <65	65 to <70	70 to <75	75 to <80	80 to <85	85 to <90	90 to <95	95 to <100	100 to <105	105 to <110	110 to <115	115 to <120	120 to <125	125 to <130	130 to <135	135 to <140	140 to <145	145 to <150	150 to <155	155 to <160	160 to <165	165 to <170	170 to <175	175 to <180	180 to <185	185 to <190	190 to <195	195 to >200	Total Counts	85pct Speed	10MPH Pace	% in pace	# of Speeders	% Speeders
04/04/2022	00:00	0	0	0	0	2	1	0	0	1	0	0	0	0	0	0	0	0	0	0	0	0	0	0	0	0	0	0	0	0	0	0	0	0	0	0	0	0	0	0	4	35	25 to 35	75.0	2	50.0
04/04/2022	01:00	0	0	0	0	0	1	0	0	0	0	0	0	0	0	0	0	0	0	0	0	0	0	0	0	0	0	0	0	0	0	0	0	0	0	0	0	0	0	0	1	35	25 to 35	100.0	1	100.0
04/04/2022	02:00	0	0	0	0	0	0	1	0	0	0	0	0	0	0	0	0	0	0	0	0	0	0	0	0	0	0	0	0	0	0	0	0	0	0	0	0	0	0	0	1	40	30 to 40	100.0	1	100.0
04/04/2022	03:00	0	0	0	0	1	0	3	2	0	0	0	0	0	0	0	0	0	0	0	0	0	0	0	0	0	0	0	0	0	0	0	0	0	0	0	0	0	0	0	6	42.5	35 to 45	83.3	5	83.3
04/04/2022	04:00	0	0	1	1	3	2	1	2	0	0	0	0	0	0	0	0	0	0	0	0	0	0	0	0	0	0	0	0	0	0	0	0	0	0	0	0	0	0	0	10	40	25 to 35	60.0	5	50.0
04/04/2022	05:00	0	0	0	1	9	6	6	4	0	0	0	0	0	0	0	0	0	0	0	0	0	0	0	0	0	0	0	0	0	0	0	0	0	0	0	0	0	0	0	26	40	30 to 40	80.8	16	61.5
04/04/2022	06:00	0	0	0	10	27	23	22	10	5	0	0	0	0	0	0	0	0	0	0	0	0	0	0	0	0	0	0	0	0	0	0	0	0	0	0	0	0	0	0	97	40	30 to 40	74.2	60	61.9
04/04/2022	07:00	0	0	2	17	71	93	33	12	4	0	0	0	0	0	0	0	0	0	0	0	0	0	0	0	0	0	0	0	0	0	0	0	0	0	0	0	0	0	0	232	37.1	30 to 40	84.9	142	61.2
04/04/2022	08:00	0	0	3	31	89	88	34	9	2	0	0	0	0	0	0	0	0	0	0	0	0	0	0	0	0	0	0	0	0	0	0	0	0	0	0	0	0	0	0	256	36	30 to 40	82.4	133	52.0
04/04/2022	09:00	0	1	3	11	83	83	41	10	1	0	0	0	0	0	0	0	0	0	0	0	0	0	0	0	0	0	0	0	0	0	0	0	0	0	0	0	0	0	0	233	37.1	30 to 40	88.8	135	57.9
04/04/2022	10:00	0	0	1	24	91	104	45	10	4	0	0	0	0	0	0	0	0	0	0	0	0	0	0	0	0	0	0	0	0	0	0	0	0	0	0	0	0	0	0	279	36.9	30 to 40	86.0	163	58.4
04/04/2022	11:00	0	0	0	29	101	105	38	5	1	0	0	0	0	0	0	0	0	0	0	0	0	0	0	0	0	0	0	0	0	0	0	0	0	0	0	0	0	0	0	279	35.3	30 to 40	87.5	149	53.4
04/04/2022	12:00	0	0	4	18	84	100	47	15	0	1	0	0	0	0	0	0	0	0	0	0	0	0	0	0	0	0	0	0	0	0	0	0	0	0	0	0	0	0	0	269	37.4	30 to 40	85.9	163	60.6
04/04/2022	13:00	0	0	10	25	106	97	50	10	2	0	0	0	0	0	0	0	0	0	0	0	0	0	0	0	0	0	0	0	0	0	0	0	0	0	0	0	0	0	0	300	36.7	30 to 40	84.3	159	53.0
04/04/2022	14:00	0	0	2	32	132	139	46	12	1	0	0	0	0	0	0	0	0	0	0	0	0	0	0	0	0	0	0	0	0	0	0	0	0	0	0	0	0	0	0	364	35.4	30 to 40	87.1	198	54.4
04/04/2022	15:00	0	0	2	29	117	148	51	7	4	1	0	0	0	0	0	0	0	0	0	0	0	0	0	0	0	0	0	0	0	0	0	0	0	0	0	0	0	0	0	359	35.9	30 to 40	88.0	211	58.8
04/04/2022	16:00	0	0	4	22	117	118	59	9	2	0	0	0	0	0	0	0	0	0	0	0	0	0	0	0	0	0	0	0	0	0	0	0	0	0	0	0	0	0	0	331	36.7	30 to 40	88.8	188	56.8
04/04/2022	17:00	0	0	1	23	93	97	41	12	1	0	0	0	0	0	0	0	0	0	0	0	0	0	0	0	0	0	0	0	0	0	0	0	0	0	0	0	0	0	0	268	36.7	30 to 40	86.2	151	56.3
04/04/2022	18:00	0	0	0	5	46	37	25	13	2	0	0	0	0	0	0	0	0	0	0	0	0	0	0	0	0	0	0	0	0	0	0	0	0	0	0	0	0	0	0	128	39.2	30 to 40	84.4	77	60.2
04/04/2022	19:00	0	0	0	8	36	29	19	6	2	0	0	0	0	0	0	0	0	0	0	0	0	0	0	0	0	0	0	0	0	0	0	0	0	0	0	0	0	0	0	100	38.2	30 to 40	84.0	56	56.0
04/04/2022	20:00	0	0	0	6	23	22	7	5	1	1	0	0	0	0	0	0	0	0	0	0	0	0	0	0	0	0	0	0	0	0	0	0	0	0	0	0	0	0	0	65	37.9	30 to 40	80.0	36	55.4
04/04/2022	21:00	0	0	0	3	7	6	7	1	1	0	0	0	0	0	0	0	0	0	0	0	0	0	0	0	0	0	0	0	0	0	0	0	0	0	0	0	0	0	25	38.6	30 to 40	80.0	15	60.0	
04/04/2022	22:00	0	0	0	1	7	7	3	2	0	0	0	0	0	0	0	0	0	0	0	0	0	0	0	0	0	0	0	0	0	0	0	0	0	0	0	0	0	0	0	20	38.3	30 to 40	85.0	12	60.0
04/04/2022	23:00	0	0	0	1	1	0	0	0	1	0	0	0	0	0	0	0	0	0	0	0	0	0	0	0	0	0	0	0	0	0	0	0	0	0	0	0	0	0	0	3	50	20 to 30	66.7	1	33.3
24 Hr Summary		0	1	33	297	1246	1306	579	156	35	3	0	0	0	0	0	0	0	0	0	0	0	0	0	0	0	0	0	0	0	0	0	0	0	0	0	0	0	0	3656	36.9	30 to 40	85.6	2079	56.9	

Incoming Histogram

A170 outward to 22 June 2022

from Tue-Mar-15-2022-05-00-PM to Wed-Jun-22-2022-12-59-PM

Date	Starting Hr:min	<5 5 to <10	10 to <15	15 to <20	20 to <25	25 to <30	30 to <35	35 to <40	40 to <45	45 to <50	50 to <55	55 to <60	60 to <65	65 to <70	70 to <75	75 to <80	80 to <85	85 to <90	90 to <95	95 to <100	100 to <105	105 to <110	110 to <115	115 to <120	120 to <125	125 to <130	130 to <135	135 to <140	140 to <145	145 to <150	150 to <155	155 to <160	160 to <165	165 to <170	170 to <175	175 to <180	180 to <185	185 to <190	190 to <195	195 to >200	Total Counts	85pct Speed	10MPH Pace	% in pace	# of Speeders	% Speeders
09/04/2022	00:00	0	0	1	0	3	2	3	1	1	0	0	0	0	0	0	0	0	0	0	0	0	0	0	0	0	0	0	0	0	0	0	0	0	0	0	0	0	0	0	11	40	30 to 40	72.7	7	63.6
09/04/2022	01:00	0	0	0	0	0	1	1	0	1	0	0	0	0	0	0	0	0	0	0	0	0	0	0	0	0	0	0	0	0	0	0	0	0	0	0	0	0	0	3	50	30 to 40	66.7	3	100.0	
09/04/2022	02:00	0	0	0	0	1	0	0	0	1	0	0	0	0	0	0	0	0	0	0	0	0	0	0	0	0	0	0	0	0	0	0	0	0	0	0	0	0	0	2	50	20 to 30	50.0	1	50.0	
09/04/2022	03:00	0	0	0	0	0	0	0	0	0	1	0	0	0	0	0	0	0	0	0	0	0	0	0	0	0	0	0	0	0	0	0	0	0	0	0	0	0	0	1	55	45 to 55	100.0	1	100.0	
09/04/2022	04:00	0	0	0	0	0	1	6	1	0	0	0	0	0	0	0	0	0	0	0	0	0	0	0	0	0	0	0	0	0	0	0	0	0	0	0	0	0	0	8	40	35 to 45	100.0	8	100.0	
09/04/2022	05:00	0	0	0	0	3	4	2	3	3	1	0	0	0	0	0	0	0	0	0	0	0	0	0	0	0	0	0	0	0	0	0	0	0	0	0	0	0	0	16	48.3	30 to 40	56.3	13	81.3	
09/04/2022	06:00	0	0	0	2	5	6	8	7	1	0	0	0	0	0	0	0	0	0	0	0	0	0	0	0	0	0	0	0	0	0	0	0	0	0	0	0	0	29	42.9	35 to 45	72.4	22	75.9		
09/04/2022	07:00	0	0	1	5	26	41	24	5	2	1	1	0	0	0	0	0	0	0	0	0	0	0	0	0	0	0	0	0	0	0	0	0	0	0	0	0	0	106	38.5	30 to 40	85.8	74	69.8		
09/04/2022	08:00	0	1	5	10	57	60	24	12	3	0	1	0	0	0	0	0	0	0	0	0	0	0	0	0	0	0	0	0	0	0	0	0	0	0	0	0	0	173	37.9	30 to 40	81.5	100	57.8		
09/04/2022	09:00	0	0	3	24	115	114	58	15	2	0	0	0	0	0	0	0	0	0	0	0	0	0	0	0	0	0	0	0	0	0	0	0	0	0	0	0	0	332	37.2	30 to 40	86.4	189	56.9		
09/04/2022	10:00	0	0	3	35	109	123	56	10	1	0	0	0	0	0	0	0	0	0	0	0	0	0	0	0	0	0	0	0	0	0	0	0	0	0	0	0	0	337	36.4	30 to 40	85.5	190	56.4		
09/04/2022	11:00	0	0	4	33	122	104	59	15	0	0	0	0	0	0	0	0	0	0	0	0	0	0	0	0	0	0	0	0	0	0	0	0	0	0	0	0	0	337	36.9	30 to 40	84.6	178	52.8		
09/04/2022	12:00	0	0	3	11	39	59	19	1	0	0	0	0	0	0	0	0	0	0	0	0	0	0	0	0	0	0	0	0	0	0	0	0	0	0	0	0	0	132	35	30 to 40	88.6	79	59.8		
09/04/2022	13:00	0	0	3	43	130	126	47	9	2	0	0	0	0	0	0	0	0	0	0	0	0	0	0	0	0	0	0	0	0	0	0	0	0	0	0	0	0	362	35.4	30 to 40	83.7	184	50.8		
09/04/2022	14:00	0	0	3	26	118	137	50	10	2	0	0	0	0	0	0	0	0	0	0	0	0	0	0	0	0	0	0	0	0	0	0	0	0	0	0	0	0	346	36	30 to 40	88.2	199	57.5		
09/04/2022	15:00	0	0	5	36	102	109	38	4	3	1	0	0	0	0	0	0	0	0	0	0	0	0	0	0	0	0	0	0	0	0	0	0	0	0	0	0	0	298	35.1	30 to 40	83.6	155	52.0		
09/04/2022	16:00	0	0	4	22	95	96	46	15	2	0	0	0	0	0	0	0	0	0	0	0	0	0	0	0	0	0	0	0	0	0	0	0	0	0	0	0	0	280	37.3	30 to 40	84.6	159	56.8		
09/04/2022	17:00	0	0	1	22	72	82	36	7	2	0	0	0	0	0	0	0	0	0	0	0	0	0	0	0	0	0	0	0	0	0	0	0	0	0	0	0	0	222	36.7	30 to 40	85.6	127	57.2		
09/04/2022	18:00	0	0	1	8	52	47	27	8	1	1	0	0	0	0	0	0	0	0	0	0	0	0	0	0	0	0	0	0	0	0	0	0	0	0	0	0	0	145	37.8	30 to 40	86.9	84	57.9		
09/04/2022	19:00	0	0	2	5	28	31	21	7	1	1	0	0	0	0	0	0	0	0	0	0	0	0	0	0	0	0	0	0	0	0	0	0	0	0	0	0	0	96	38.8	30 to 40	83.3	61	63.5		
09/04/2022	20:00	0	0	0	5	16	18	5	2	0	2	0	0	0	0	0	0	0	0	0	0	0	0	0	0	0	0	0	0	0	0	0	0	0	0	0	0	0	48	37	25 to 35	81.3	27	56.3		
09/04/2022	21:00	0	0	1	4	16	13	7	4	1	2	0	0	0	0	0	0	0	0	0	0	0	0	0	0	0	0	0	0	0	0	0	0	0	0	0	0	0	48	40	30 to 40	75.0	27	56.3		
09/04/2022	22:00	0	0	0	6	7	12	11	1	0	0	0	0	0	0	0	0	0	0	0	0	0	0	0	0	0	0	0	0	0	0	0	0	0	0	0	0	0	37	37.7	30 to 40	81.1	24	64.9		
09/04/2022	23:00	0	0	0	1	3	10	2	2	0	0	0	0	0	0	0	0	0	0	0	0	0	0	0	0	0	0	0	0	0	0	0	0	0	0	0	0	0	18	37.5	30 to 40	83.3	14	77.8		
24 Hr Summary		0	1	4	39	298	1119	1196	550	139	29	10	2	0	0	0	0	0	0	0	0	0	0	0	0	0	0	0	0	0	0	0	0	0	0	0	0	0	3387	37	30 to 40	84.6	1926	56.9		

Incoming Histogram

A170 outward to 22 June 2022

from Tue-Mar-15-2022-05-00-PM to Wed-Jun-22-2022-12-59-PM

Date	Starting Hr:min	<5 to <10	10 to <15	15 to <20	20 to <25	25 to <30	30 to <35	35 to <40	40 to <45	45 to <50	50 to <55	55 to <60	60 to <65	65 to <70	70 to <75	75 to <80	80 to <85	85 to <90	90 to <95	95 to <100	100 to <105	105 to <110	110 to <115	115 to <120	120 to <125	125 to <130	130 to <135	135 to <140	140 to <145	145 to <150	150 to <155	155 to <160	160 to <165	165 to <170	170 to <175	175 to <180	180 to <185	185 to <190	190 to <195	195 to >200	Total Counts	85pct Speed	10MPH Pace	% in pace	# of Speeders	% Speeders
10/04/2022	00:00	0	0	0	0	0	2	2	1	0	0	0	0	0	0	0	0	0	0	0	0	0	0	0	0	0	0	0	0	0	0	0	0	0	0	0	0	0	0	0	5	40	35 to 45	100.0	5	100.0
10/04/2022	01:00	0	0	0	0	0	2	0	0	0	0	0	0	0	0	0	0	0	0	0	0	0	0	0	0	0	0	0	0	0	0	0	0	0	0	0	0	0	0	0	2	35	25 to 35	100.0	2	100.0
10/04/2022	02:00	0	0	0	0	1	0	0	1	0	0	0	0	0	0	0	0	0	0	0	0	0	0	0	0	0	0	0	0	0	0	0	0	0	0	0	0	0	0	0	2	45	20 to 30	50.0	1	50.0
10/04/2022	03:00	0	0	0	0	0	0	0	1	0	0	0	0	0	0	0	0	0	0	0	0	0	0	0	0	0	0	0	0	0	0	0	0	0	0	0	0	0	0	0	1	45	35 to 45	100.0	1	100.0
10/04/2022	04:00	0	0	0	1	1	0	0	0	1	0	0	0	0	0	0	0	0	0	0	0	0	0	0	0	0	0	0	0	0	0	0	0	0	0	0	0	0	0	0	3	50	20 to 30	66.7	1	33.3
10/04/2022	05:00	0	0	0	1	3	6	2	2	1	0	0	0	0	0	0	0	0	0	0	0	0	0	0	0	0	0	0	0	0	0	0	0	0	0	0	0	0	0	0	15	42.5	30 to 40	73.3	11	73.3
10/04/2022	06:00	0	0	0	0	5	8	4	1	3	0	0	0	0	0	0	0	0	0	0	0	0	0	0	0	0	0	0	0	0	0	0	0	0	0	0	0	0	0	0	21	45	30 to 40	81.0	16	76.2
10/04/2022	07:00	0	0	2	4	9	23	22	6	0	0	0	0	0	0	0	0	0	0	0	0	0	0	0	0	0	0	0	0	0	0	0	0	0	0	0	0	0	0	0	66	39.1	30 to 40	81.8	51	77.3
10/04/2022	08:00	0	1	0	8	35	45	26	14	3	0	0	0	0	0	0	0	0	0	0	0	0	0	0	0	0	0	0	0	0	0	0	0	0	0	0	0	0	0	132	39.4	30 to 40	80.3	88	66.7	
10/04/2022	09:00	0	0	1	5	22	98	97	39	10	2	0	0	0	0	0	0	0	0	0	0	0	0	0	0	0	0	0	0	0	0	0	0	0	0	0	0	0	0	274	36.3	30 to 40	85.4	148	54.0	
10/04/2022	10:00	0	0	2	1	19	79	103	58	13	1	0	0	0	0	0	0	0	0	0	0	0	0	0	0	0	0	0	0	0	0	0	0	0	0	0	0	0	0	276	37.7	30 to 40	87.0	175	63.4	
10/04/2022	11:00	0	0	0	6	31	130	114	60	14	3	0	0	0	0	0	0	0	0	0	0	0	0	0	0	0	0	0	0	0	0	0	0	0	0	0	0	0	0	358	36.9	30 to 40	84.9	191	53.4	
10/04/2022	12:00	0	0	0	4	21	100	111	56	10	3	0	0	0	0	0	0	0	0	0	0	0	0	0	0	0	0	0	0	0	0	0	0	0	0	0	0	0	0	305	37.1	30 to 40	87.5	180	59.0	
10/04/2022	13:00	0	0	2	2	30	120	120	51	15	1	0	0	0	0	0	0	0	0	0	0	0	0	0	0	0	0	0	0	0	0	0	0	0	0	0	0	0	0	341	36.6	30 to 40	85.3	187	54.8	
10/04/2022	14:00	0	0	1	1	20	88	97	40	14	2	0	0	0	0	0	0	0	0	0	0	0	0	0	0	0	0	0	0	0	0	0	0	0	0	0	0	0	0	263	37.1	30 to 40	85.6	153	58.2	
10/04/2022	15:00	0	0	3	6	35	128	113	35	11	0	0	0	0	0	0	0	0	0	0	0	0	0	0	0	0	0	0	0	0	0	0	0	0	0	0	0	0	0	331	34.8	25 to 35	83.4	159	48.0	
10/04/2022	16:00	0	0	0	2	15	87	89	26	3	3	0	0	0	0	0	0	0	0	0	0	0	0	0	0	0	0	0	0	0	0	0	0	0	0	0	0	0	0	225	34.9	30 to 40	89.8	121	53.8	
10/04/2022	17:00	0	0	0	0	7	69	69	28	9	1	0	0	0	0	0	0	0	0	0	0	0	0	0	0	0	0	0	0	0	0	0	0	0	0	0	0	0	0	183	37	30 to 40	90.7	107	58.5	
10/04/2022	18:00	0	0	0	2	12	35	37	24	4	3	0	0	0	0	0	0	0	0	0	0	0	0	0	0	0	0	0	0	0	0	0	0	0	0	0	0	0	0	117	37.7	30 to 40	82.1	68	58.1	
10/04/2022	19:00	0	0	0	0	2	24	30	16	3	1	0	0	0	0	0	0	0	0	0	0	0	0	0	0	0	0	0	0	0	0	0	0	0	0	0	0	0	0	76	37.8	30 to 40	92.1	50	65.8	
10/04/2022	20:00	0	0	0	0	1	5	19	13	6	0	1	1	0	0	0	0	0	0	0	0	0	0	0	0	0	0	0	0	0	0	0	0	0	0	0	0	0	0	46	40.8	35 to 45	82.6	40	87.0	
10/04/2022	21:00	0	0	0	0	2	6	8	9	2	0	0	0	0	0	0	0	0	0	0	0	0	0	0	0	0	0	0	0	0	0	0	0	0	0	0	0	0	0	27	38.9	30 to 40	85.2	19	70.4	
10/04/2022	22:00	0	0	0	0	5	2	5	3	0	0	0	0	0	0	0	0	0	0	0	0	0	0	0	0	0	0	0	0	0	0	0	0	0	0	0	0	0	0	15	41.7	30 to 40	80.0	10	66.7	
10/04/2022	23:00	0	0	0	0	2	1	1	2	0	0	1	0	0	0	0	0	0	0	0	0	0	0	0	0	0	0	0	0	0	0	0	0	0	0	0	0	0	0	7	45	30 to 40	57.1	5	71.4	
24 Hr Summary		0	1	11	29	231	1030	1096	517	145	28	1	2	0	0	0	0	0	0	0	0	0	0	0	0	0	0	0	0	0	0	0	0	0	0	0	0	0	0	3091	37.2	30 to 40	85.5	1789	57.9	

Incoming Histogram

A170 outward to 22 June 2022

from Tue-Mar-15-2022-05-00-PM to Wed-Jun-22-2022-12-59-PM

Date	Starting Hr:min	<5 5 to <10	10 to <15	15 to <20	20 to <25	25 to <30	30 to <35	35 to <40	40 to <45	45 to <50	50 to <55	55 to <60	60 to <65	65 to <70	70 to <75	75 to <80	80 to <85	85 to <90	90 to <95	95 to <100	100 to <105	105 to <110	110 to <115	115 to <120	120 to <125	125 to <130	130 to <135	135 to <140	140 to <145	145 to <150	150 to <155	155 to <160	160 to <165	165 to <170	170 to <175	175 to <180	180 to <185	185 to <190	190 to <195	195 to >200	Total Counts	85pct Speed	10MPH Pace	% in pace	# of Speeders	% Speeders
11/04/2022	00:00	0	0	0	0	0	1	0	2	0	0	0	0	0	0	0	0	0	0	0	0	0	0	0	0	0	0	0	0	0	0	0	0	0	0	0	0	0	0	0	3	45	35 to 45	100.0	3	100.0
11/04/2022	01:00	0	0	0	0	1	1	2	1	0	0	0	0	0	0	0	0	0	0	0	0	0	0	0	0	0	0	0	0	0	0	0	0	0	0	0	0	0	0	0	5	40	30 to 40	80.0	4	80.0
11/04/2022	02:00	0	0	0	0	0	0	1	0	0	0	0	0	0	0	0	0	0	0	0	0	0	0	0	0	0	0	0	0	0	0	0	0	0	0	0	0	0	0	0	1	40	30 to 40	100.0	1	100.0
11/04/2022	03:00	0	0	0	0	2	0	0	0	0	0	0	0	0	0	0	0	0	0	0	0	0	0	0	0	0	0	0	0	0	0	0	0	0	0	0	0	0	0	0	2	30	20 to 30	100.0	*	*
11/04/2022	04:00	0	0	0	0	2	1	3	1	0	1	1	0	0	0	0	0	0	0	0	0	0	0	0	0	0	0	0	0	0	0	0	0	0	0	0	0	0	0	0	9	55	30 to 40	66.7	7	77.8
11/04/2022	05:00	0	0	0	0	12	4	9	2	2	3	0	0	0	0	0	0	0	0	0	0	0	0	0	0	0	0	0	0	0	0	0	0	0	0	0	0	0	0	0	32	45	30 to 40	78.1	20	62.5
11/04/2022	06:00	0	0	1	3	20	31	24	13	3	3	0	0	0	0	0	0	0	0	0	0	0	0	0	0	0	0	0	0	0	0	0	0	0	0	0	0	0	0	98	41.5	30 to 40	76.5	74	75.5	
11/04/2022	07:00	0	0	2	9	58	82	30	10	2	0	0	0	0	0	0	0	0	0	0	0	0	0	0	0	0	0	0	0	0	0	0	0	0	0	0	0	0	0	193	37.2	30 to 40	88.1	124	64.2	
11/04/2022	08:00	0	0	2	14	69	73	36	13	1	0	0	0	0	0	0	0	0	0	0	0	0	0	0	0	0	0	0	0	0	0	0	0	0	0	0	0	0	0	208	37.6	30 to 40	85.6	123	59.1	
11/04/2022	09:00	0	0	8	27	104	100	48	10	1	0	0	0	0	0	0	0	0	0	0	0	0	0	0	0	0	0	0	0	0	0	0	0	0	0	0	0	0	0	298	36.5	30 to 40	84.6	159	53.4	
11/04/2022	10:00	0	0	6	26	106	107	45	10	0	0	0	0	0	0	0	0	0	0	0	0	0	0	0	0	0	0	0	0	0	0	0	0	0	0	0	0	0	0	301	36.1	30 to 40	85.7	162	53.8	
11/04/2022	11:00	0	0	4	34	143	136	38	5	2	0	0	0	0	0	0	0	0	0	0	0	0	0	0	0	0	0	0	0	0	0	0	0	0	0	0	0	0	0	362	34.7	30 to 40	87.6	181	50.0	
11/04/2022	12:00	0	1	5	30	108	101	56	15	2	0	0	0	0	0	0	0	0	0	0	0	0	0	0	0	0	0	0	0	0	0	0	0	0	0	0	0	0	0	320	37.2	30 to 40	82.8	174	54.4	
11/04/2022	13:00	0	0	3	24	129	122	60	9	2	0	0	0	0	0	0	0	0	0	0	0	0	0	0	0	0	0	0	0	0	0	0	0	0	0	0	0	0	0	349	36.6	30 to 40	89.1	193	55.3	
11/04/2022	14:00	0	2	3	34	137	135	62	9	5	0	0	0	0	0	0	0	0	0	0	0	0	0	0	0	0	0	0	0	0	0	0	0	0	0	0	0	0	0	387	36.5	30 to 40	86.3	211	54.5	
11/04/2022	15:00	0	0	5	33	134	149	43	8	1	0	0	0	0	0	0	0	0	0	0	0	0	0	0	0	0	0	0	0	0	0	0	0	0	0	0	0	0	0	373	34.9	30 to 40	87.4	201	53.9	
11/04/2022	16:00	0	0	5	24	137	144	42	10	3	0	0	0	0	0	0	0	0	0	0	0	0	0	0	0	0	0	0	0	0	0	0	0	0	0	0	0	0	0	365	35	30 to 40	88.5	199	54.5	
11/04/2022	17:00	0	0	2	20	79	75	48	9	0	0	0	0	0	0	0	0	0	0	0	0	0	0	0	0	0	0	0	0	0	0	0	0	0	0	0	0	0	0	233	37.3	30 to 40	86.7	132	56.7	
11/04/2022	18:00	0	0	2	14	37	47	31	10	1	0	0	0	0	0	0	0	0	0	0	0	0	0	0	0	0	0	0	0	0	0	0	0	0	0	0	0	0	0	142	38.4	30 to 40	81.0	89	62.7	
11/04/2022	19:00	0	0	0	12	27	28	20	7	2	0	0	0	0	0	0	0	0	0	0	0	0	0	0	0	0	0	0	0	0	0	0	0	0	0	0	0	0	0	96	38.8	30 to 40	78.1	57	59.4	
11/04/2022	20:00	0	0	0	3	20	15	8	2	1	1	0	0	0	0	0	0	0	0	0	0	0	0	0	0	0	0	0	0	0	0	0	0	0	0	0	0	0	0	50	37.5	30 to 40	86.0	27	54.0	
11/04/2022	21:00	0	0	0	1	8	10	13	6	0	0	0	0	0	0	0	0	0	0	0	0	0	0	0	0	0	0	0	0	0	0	0	0	0	0	0	0	0	0	38	40	30 to 40	81.6	29	76.3	
11/04/2022	22:00	0	0	0	0	1	6	3	4	1	0	0	0	0	0	0	0	0	0	0	0	0	0	0	0	0	0	0	0	0	0	0	0	0	0	0	0	0	0	15	43.8	35 to 45	86.7	14	93.3	
11/04/2022	23:00	0	0	0	1	1	3	0	1	0	0	0	0	0	0	0	0	0	0	0	0	0	0	0	0	0	0	0	0	0	0	0	0	0	0	0	0	0	0	6	35	25 to 35	83.3	4	66.7	
24 Hr Summary		0	3	5	46	309	1335	1371	622	157	29	8	1	0	0	0	0	0	0	0	0	0	0	0	0	0	0	0	0	0	0	0	0	0	0	0	0	0	0	3886	36.9	30 to 40	85.6	2188	56.3	

Incoming Histogram

A170 outward to 22 June 2022

from Tue-Mar-15-2022-05-00-PM to Wed-Jun-22-2022-12-59-PM

Date	Starting Hr:min	<5 5 to <10	10 to <15	15 to <20	20 to <25	25 to <30	30 to <35	35 to <40	40 to <45	45 to <50	50 to <55	55 to <60	60 to <65	65 to <70	70 to <75	75 to <80	80 to <85	85 to <90	90 to <95	95 to <100	100 to <105	105 to <110	110 to <115	115 to <120	120 to <125	125 to <130	130 to <135	135 to <140	140 to <145	145 to <150	150 to <155	155 to <160	160 to <165	165 to <170	170 to <175	175 to <180	180 to <185	185 to <190	190 to <195	195 to >200	Total Counts	85pct Speed	10MPH Pace	% in pace	# of Speeders	% Speeders
12/04/2022	00:00	0	0	0	1	2	2	1	1	0	0	0	0	0	0	0	0	0	0	0	0	0	0	0	0	0	0	0	0	0	0	0	0	0	0	0	0	0	0	0	7	40	25 to 35	71.4	4	57.1
12/04/2022	01:00	0	0	0	0	0	0	0	1	0	0	0	0	0	0	0	0	0	0	0	0	0	0	0	0	0	0	0	0	0	0	0	0	0	0	0	0	0	0	0	1	45	35 to 45	100.0	1	100.0
12/04/2022	02:00	0	0	0	0	0	0	1	0	0	0	0	0	0	0	0	0	0	0	0	0	0	0	0	0	0	0	0	0	0	0	0	0	0	0	0	0	0	0	0	1	40	30 to 40	100.0	1	100.0
12/04/2022	03:00	0	0	0	0	0	1	0	0	0	0	0	0	0	0	0	0	0	0	0	0	0	0	0	0	0	0	0	0	0	0	0	0	0	0	0	0	0	0	0	1	35	25 to 35	100.0	1	100.0
12/04/2022	04:00	0	0	0	0	0	1	2	2	0	0	0	0	0	0	0	0	0	0	0	0	0	0	0	0	0	0	0	0	0	0	0	0	0	0	0	0	0	0	0	5	42.5	35 to 45	100.0	5	100.0
12/04/2022	05:00	0	0	0	1	8	11	11	1	0	0	0	0	0	0	0	0	0	0	0	0	0	0	0	0	0	0	0	0	0	0	0	0	0	0	0	0	0	0	0	32	38.2	30 to 40	93.8	23	71.9
12/04/2022	06:00	0	0	1	4	20	33	28	13	3	0	0	0	0	0	0	0	0	0	0	0	0	0	0	0	0	0	0	0	0	0	0	0	0	0	0	0	0	0	102	40.4	30 to 40	79.4	77	75.5	
12/04/2022	07:00	0	0	1	17	47	71	32	7	2	0	0	0	0	0	0	0	0	0	0	0	0	0	0	0	0	0	0	0	0	0	0	0	0	0	0	0	0	0	178	37.2	30 to 40	84.3	112	62.9	
12/04/2022	08:00	0	1	4	28	61	80	27	11	3	1	0	0	0	0	0	0	0	0	0	0	0	0	0	0	0	0	0	0	0	0	0	0	0	0	0	0	0	0	216	36.9	25 to 35	78.2	122	56.5	
12/04/2022	09:00	0	0	1	17	98	81	35	13	3	0	0	0	0	0	0	0	0	0	0	0	0	0	0	0	0	0	0	0	0	0	0	0	0	0	0	0	0	0	248	37	30 to 40	86.3	132	53.2	
12/04/2022	10:00	0	0	2	34	110	100	40	9	1	0	0	0	0	0	0	0	0	0	0	0	0	0	0	0	0	0	0	0	0	0	0	0	0	0	0	0	0	0	296	35.8	30 to 40	84.5	150	50.7	
12/04/2022	11:00	0	0	1	38	103	111	36	9	0	0	0	0	0	0	0	0	0	0	0	0	0	0	0	0	0	0	0	0	0	0	0	0	0	0	0	0	0	0	298	35	25 to 35	84.6	156	52.3	
12/04/2022	12:00	0	0	2	15	82	106	39	9	0	0	1	0	0	0	0	0	0	0	0	0	0	0	0	0	0	0	0	0	0	0	0	0	0	0	0	0	0	0	254	36.4	30 to 40	89.4	155	61.0	
12/04/2022	13:00	0	0	4	33	106	94	30	9	1	0	0	0	0	0	0	0	0	0	0	0	0	0	0	0	0	0	0	0	0	0	0	0	0	0	0	0	0	0	277	34.9	25 to 35	84.1	134	48.4	
12/04/2022	14:00	0	0	9	32	117	96	35	5	2	0	0	0	0	0	0	0	0	0	0	0	0	0	0	0	0	0	0	0	0	0	0	0	0	0	0	0	0	0	296	34.9	30 to 40	83.8	138	46.6	
12/04/2022	15:00	0	0	2	29	111	83	40	9	0	0	0	0	0	0	0	0	0	0	0	0	0	0	0	0	0	0	0	0	0	0	0	0	0	0	0	0	0	0	279	35.9	30 to 40	83.9	132	47.3	
12/04/2022	16:00	0	1	3	29	125	110	53	10	3	0	0	0	0	0	0	0	0	0	0	0	0	0	0	0	0	0	0	0	0	0	0	0	0	0	0	0	0	0	334	36.5	30 to 40	86.2	176	52.7	
12/04/2022	17:00	0	0	0	26	85	73	40	11	1	0	0	0	0	0	0	0	0	0	0	0	0	0	0	0	0	0	0	0	0	0	0	0	0	0	0	0	0	0	236	37.1	30 to 40	83.9	125	53.0	
12/04/2022	18:00	0	0	1	12	57	51	29	10	3	1	0	0	0	0	0	0	0	0	0	0	0	0	0	0	0	0	0	0	0	0	0	0	0	0	0	0	0	0	164	38.1	30 to 40	83.5	94	57.3	
12/04/2022	19:00	0	0	1	7	41	26	17	6	0	1	0	0	0	0	0	0	0	0	0	0	0	0	0	0	0	0	0	0	0	0	0	0	0	0	0	0	0	0	99	37.6	30 to 40	84.8	50	50.5	
12/04/2022	20:00	0	0	3	4	14	29	10	8	1	1	0	0	0	0	0	0	0	0	0	0	0	0	0	0	0	0	0	0	0	0	0	0	0	0	0	0	0	0	70	40	30 to 40	75.7	49	70.0	
12/04/2022	21:00	0	0	0	5	16	16	5	1	1	0	0	0	0	0	0	0	0	0	0	0	0	0	0	0	0	0	0	0	0	0	0	0	0	0	0	0	0	0	44	35	25 to 35	84.1	23	52.3	
12/04/2022	22:00	0	0	0	0	3	6	6	2	0	0	0	0	0	0	0	0	0	0	0	0	0	0	0	0	0	0	0	0	0	0	0	0	0	0	0	0	0	0	17	39.2	30 to 40	88.2	14	82.4	
12/04/2022	23:00	0	0	0	0	3	1	1	0	0	0	0	0	0	0	0	0	0	0	0	0	0	0	0	0	0	0	0	0	0	0	0	0	0	0	0	0	0	0	5	35	30 to 40	100.0	2	40.0	
24 Hr Summary		0	2	38	332	1209	1182	518	147	24	3	2	0	0	0	0	0	0	0	0	0	0	0	0	0	0	0	0	0	0	0	0	0	0	0	0	0	0	0	3460	36.7	30 to 40	84.1	1876	54.2	

Incoming Histogram

A170 outward to 22 June 2022

from Tue-Mar-15-2022-05-00-PM to Wed-Jun-22-2022-12-59-PM

Date	Starting Hr:min	<5 to <10	10 to <15	15 to <20	20 to <25	25 to <30	30 to <35	35 to <40	40 to <45	45 to <50	50 to <55	55 to <60	60 to <65	65 to <70	70 to <75	75 to <80	80 to <85	85 to <90	90 to <95	95 to <100	100 to <105	105 to <110	110 to <115	115 to <120	120 to <125	125 to <130	130 to <135	135 to <140	140 to <145	145 to <150	150 to <155	155 to <160	160 to <165	165 to <170	170 to <175	175 to <180	180 to <185	185 to <190	190 to <195	195 to >200	Total Counts	85pct Speed	10MPH Pace	% in pace	# of Speeders	% Speeders
13/04/2022	00:00	0	0	0	2	0	0	1	1	1	1	0	0	0	0	0	0	0	0	0	0	0	0	0	0	0	0	0	0	0	0	0	0	0	0	0	0	0	0	6	50	40 to 50	50.0	4	66.7	
13/04/2022	01:00	0	0	0	0	0	2	0	0	0	0	0	0	0	0	0	0	0	0	0	0	0	0	0	0	0	0	0	0	0	0	0	0	0	0	0	0	0	2	35	25 to 35	100.0	2	100.0		
13/04/2022	02:00	0	0	0	0	0	1	2	0	0	0	0	0	0	0	0	0	0	0	0	0	0	0	0	0	0	0	0	0	0	0	0	0	0	0	0	0	0	3	40	30 to 40	100.0	3	100.0		
13/04/2022	03:00	0	0	0	1	1	0	1	1	0	0	0	0	0	0	0	0	0	0	0	0	0	0	0	0	0	0	0	0	0	0	0	0	0	0	0	0	0	4	40	20 to 30	50.0	2	50.0		
13/04/2022	04:00	0	0	0	0	0	3	1	1	0	0	0	0	0	0	0	0	0	0	0	0	0	0	0	0	0	0	0	0	0	0	0	0	0	0	0	0	0	5	40	35 to 45	100.0	5	100.0		
13/04/2022	05:00	0	0	0	1	4	7	6	5	1	0	1	0	0	0	0	0	0	0	0	0	0	0	0	0	0	0	0	0	0	0	0	0	0	0	0	0	0	25	43	35 to 45	72.0	20	80.0		
13/04/2022	06:00	0	0	0	5	17	30	21	15	6	0	0	0	0	0	0	0	0	0	0	0	0	0	0	0	0	0	0	0	0	0	0	0	0	0	0	0	94	42.3	30 to 40	72.3	72	76.6			
13/04/2022	07:00	0	0	2	10	47	68	34	12	4	0	0	0	0	0	0	0	0	0	0	0	0	0	0	0	0	0	0	0	0	0	0	0	0	0	0	0	177	38.4	30 to 40	84.2	118	66.7			
13/04/2022	08:00	0	0	3	25	94	94	35	11	5	0	0	0	0	0	0	0	0	0	0	0	0	0	0	0	0	0	0	0	0	0	0	0	0	0	0	267	36.6	30 to 40	83.5	145	54.3				
13/04/2022	09:00	0	0	5	21	107	108	52	8	2	1	0	0	0	0	0	0	0	0	0	0	0	0	0	0	0	0	0	0	0	0	0	0	0	0	0	304	36.6	30 to 40	87.8	171	56.3				
13/04/2022	10:00	0	1	7	47	153	120	42	5	3	0	0	0	0	0	0	0	0	0	0	0	0	0	0	0	0	0	0	0	0	0	0	0	0	0	0	378	34.7	25 to 35	84.7	170	45.0				
13/04/2022	11:00	0	1	9	46	144	100	37	9	0	0	0	0	0	0	0	0	0	0	0	0	0	0	0	0	0	0	0	0	0	0	0	0	0	0	0	346	34.7	25 to 35	83.8	146	42.2				
13/04/2022	12:00	0	0	3	22	108	95	35	6	1	0	0	0	0	0	0	0	0	0	0	0	0	0	0	0	0	0	0	0	0	0	0	0	0	0	0	270	35.3	30 to 40	88.1	137	50.7				
13/04/2022	13:00	0	3	4	19	107	103	46	11	4	0	0	0	0	0	0	0	0	0	0	0	0	0	0	0	0	0	0	0	0	0	0	0	0	0	0	297	36.7	30 to 40	86.2	164	55.2				
13/04/2022	14:00	0	2	4	28	108	123	51	16	0	0	0	0	0	0	0	0	0	0	0	0	0	0	0	0	0	0	0	0	0	0	0	0	0	0	0	332	36.7	30 to 40	84.9	190	57.2				
13/04/2022	15:00	0	0	11	36	148	117	46	8	1	0	0	0	0	0	0	0	0	0	0	0	0	0	0	0	0	0	0	0	0	0	0	0	0	0	367	35	30 to 40	84.7	172	46.9					
13/04/2022	16:00	0	0	7	49	147	138	76	13	1	0	0	0	0	0	0	0	0	0	0	0	0	0	0	0	0	0	0	0	0	0	0	0	0	0	431	36.6	30 to 40	83.8	228	52.9					
13/04/2022	17:00	0	1	1	19	76	80	38	20	4	0	0	0	0	0	0	0	0	0	0	0	0	0	0	0	0	0	0	0	0	0	0	0	0	0	239	38.4	30 to 40	81.2	142	59.4					
13/04/2022	18:00	0	0	1	9	47	60	28	13	1	2	0	0	0	0	0	0	0	0	0	0	0	0	0	0	0	0	0	0	0	0	0	0	0	0	161	38.6	30 to 40	83.9	104	64.6					
13/04/2022	19:00	0	0	0	8	28	34	18	7	2	2	0	0	0	0	0	0	0	0	0	0	0	0	0	0	0	0	0	0	0	0	0	0	0	0	99	38.9	30 to 40	80.8	63	63.6					
13/04/2022	20:00	0	0	0	8	24	37	12	8	2	1	0	0	0	0	0	0	0	0	0	0	0	0	0	0	0	0	0	0	0	0	0	0	0	0	92	38.8	30 to 40	79.3	60	65.2					
13/04/2022	21:00	0	0	2	3	21	16	18	6	2	0	0	0	0	0	0	0	0	0	0	0	0	0	0	0	0	0	0	0	0	0	0	0	0	0	68	39.4	30 to 40	80.9	42	61.8					
13/04/2022	22:00	0	0	0	0	3	5	4	0	0	0	0	0	0	0	0	0	0	0	0	0	0	0	0	0	0	0	0	0	0	0	0	0	0	0	12	37.5	30 to 40	100.0	9	75.0					
13/04/2022	23:00	0	0	0	2	1	3	2	1	0	0	0	0	0	0	0	0	0	0	0	0	0	0	0	0	0	0	0	0	0	0	0	0	0	0	9	40	25 to 35	66.7	6	66.7					
24 Hr Summary		0	8	59	361	1385	1344	606	177	40	7	1	0	0	0	0	0	0	0	0	0	0	0	0	0	0	0	0	0	0	0	0	0	0	0	3988	36.9	30 to 40	83.6	2175	54.5					

Incoming Histogram

A170 outward to 22 June 2022

from Tue-Mar-15-2022-05-00-PM to Wed-Jun-22-2022-12-59-PM

Date	Starting Hr:min	<5 5 to <10	10 to <15	15 to <20	20 to <25	25 to <30	30 to <35	35 to <40	40 to <45	45 to <50	50 to <55	55 to <60	60 to <65	65 to <70	70 to <75	75 to <80	80 to <85	85 to <90	90 to <95	95 to <100	100 to <105	105 to <110	110 to <115	115 to <120	120 to <125	125 to <130	130 to <135	135 to <140	140 to <145	145 to <150	150 to <155	155 to <160	160 to <165	165 to <170	170 to <175	175 to <180	180 to <185	185 to <190	190 to <195	195 to >200	Total Counts	85pct Speed	10MPH Pace	% in pace	# of Speeders	% Speeders
15/04/2022	00:00	0	0	0	0	0	5	1	1	1	0	0	0	0	0	0	0	0	0	0	0	0	0	0	0	0	0	0	0	0	0	0	0	0	0	0	0	0	0	0	8	45	35 to 45	87.5	8	100.0
15/04/2022	01:00	0	0	0	0	0	1	1	1	1	1	0	0	0	0	0	0	0	0	0	0	0	0	0	0	0	0	0	0	0	0	0	0	0	0	0	0	0	0	0	5	50	35 to 45	60.0	5	100.0
15/04/2022	02:00	0	0	0	0	0	0	1	2	5	1	0	0	0	0	0	0	0	0	0	0	0	0	0	0	0	0	0	0	0	0	0	0	0	0	0	0	0	0	9	50	40 to 50	88.9	9	100.0	
15/04/2022	03:00	0	0	0	1	2	1	0	1	1	0	0	0	0	0	0	0	0	0	0	0	0	0	0	0	0	0	0	0	0	0	0	0	0	0	0	0	0	0	6	45	25 to 35	66.7	3	50.0	
15/04/2022	04:00	0	0	0	0	2	1	5	0	2	1	0	0	0	0	0	0	0	0	0	0	0	0	0	0	0	0	0	0	0	0	0	0	0	0	0	0	0	0	11	47.5	30 to 40	72.7	9	81.8	
15/04/2022	05:00	0	0	0	0	0	7	5	2	0	1	0	0	0	0	0	0	0	0	0	0	0	0	0	0	0	0	0	0	0	0	0	0	0	0	0	0	0	0	15	42.5	35 to 45	93.3	15	100.0	
15/04/2022	06:00	0	0	0	2	5	16	9	3	4	1	1	0	0	0	0	0	0	0	0	0	0	0	0	0	0	0	0	0	0	0	0	0	0	0	0	0	0	0	41	45	30 to 40	73.2	34	82.9	
15/04/2022	07:00	0	0	1	7	25	43	27	9	2	1	0	0	0	0	0	0	0	0	0	0	0	0	0	0	0	0	0	0	0	0	0	0	0	0	0	0	0	0	115	39.1	30 to 40	82.6	82	71.3	
15/04/2022	08:00	0	0	1	18	70	69	68	15	1	0	0	0	0	0	0	0	0	0	0	0	0	0	0	0	0	0	0	0	0	0	0	0	0	0	0	0	0	0	242	38.5	30 to 40	85.5	153	63.2	
15/04/2022	09:00	0	0	4	26	117	145	72	16	7	1	0	0	0	0	0	0	0	0	0	0	0	0	0	0	0	0	0	0	0	0	0	0	0	0	0	0	0	388	37.6	30 to 40	86.1	241	62.1		
15/04/2022	10:00	0	4	8	43	146	179	84	18	3	0	0	0	0	0	0	0	0	0	0	0	0	0	0	0	0	0	0	0	0	0	0	0	0	0	0	0	0	485	36.9	30 to 40	84.3	284	58.6		
15/04/2022	11:00	0	0	2	48	164	200	89	22	5	2	0	0	0	0	0	0	0	0	0	0	0	0	0	0	0	0	0	0	0	0	0	0	0	0	0	0	0	532	37.1	30 to 40	85.2	318	59.8		
15/04/2022	12:00	0	1	2	45	194	191	79	10	1	0	0	0	0	0	0	0	0	0	0	0	0	0	0	0	0	0	0	0	0	0	0	0	0	0	0	0	0	528	35.7	30 to 40	87.9	281	53.2		
15/04/2022	13:00	0	1	5	37	149	169	70	21	3	0	0	0	0	0	0	0	0	0	0	0	0	0	0	0	0	0	0	0	0	0	0	0	0	0	0	0	0	455	36.9	30 to 40	85.3	263	57.8		
15/04/2022	14:00	0	1	4	50	134	151	67	13	5	0	0	0	0	0	0	0	0	0	0	0	0	0	0	0	0	0	0	0	0	0	0	0	0	0	0	0	0	425	36.6	30 to 40	82.8	236	55.5		
15/04/2022	15:00	0	1	3	42	158	169	46	12	3	1	0	0	0	0	0	0	0	0	0	0	0	0	0	0	0	0	0	0	0	0	0	0	0	0	0	0	0	444	34.9	30 to 40	84.0	231	52.0		
15/04/2022	16:00	0	0	3	26	115	141	69	9	3	0	0	0	0	0	0	0	0	0	0	0	0	0	0	0	0	0	0	0	0	0	0	0	0	0	0	0	0	366	36.9	30 to 40	88.8	222	60.7		
15/04/2022	17:00	0	1	2	17	52	87	50	15	3	0	0	0	0	0	0	0	0	0	0	0	0	0	0	0	0	0	0	0	0	0	0	0	0	0	0	0	0	227	38.4	30 to 40	83.3	155	68.3		
15/04/2022	18:00	0	0	4	6	41	51	35	8	2	0	0	0	0	0	0	0	0	0	0	0	0	0	0	0	0	0	0	0	0	0	0	0	0	0	0	0	0	147	38.3	30 to 40	86.4	96	65.3		
15/04/2022	19:00	0	0	0	5	37	33	14	8	2	0	0	0	0	0	0	0	0	0	0	0	0	0	0	0	0	0	0	0	0	0	0	0	0	0	0	0	0	99	38.2	30 to 40	84.8	57	57.6		
15/04/2022	20:00	0	0	1	0	16	24	10	3	1	0	0	0	0	0	0	0	0	0	0	0	0	0	0	0	0	0	0	0	0	0	0	0	0	0	0	0	0	55	38	30 to 40	90.9	38	69.1		
15/04/2022	21:00	0	0	0	2	10	18	10	6	2	0	0	0	0	0	0	0	0	0	0	0	0	0	0	0	0	0	0	0	0	0	0	0	0	0	0	0	0	48	40.8	30 to 40	79.2	36	75.0		
15/04/2022	22:00	0	0	0	2	12	4	3	3	2	0	0	0	0	0	0	0	0	0	0	0	0	0	0	0	0	0	0	0	0	0	0	0	0	0	0	0	0	26	41.7	30 to 40	73.1	12	46.2		
15/04/2022	23:00	0	0	0	1	4	4	1	4	0	0	0	0	0	0	0	0	0	0	0	0	0	0	0	0	0	0	0	0	0	0	0	0	0	0	0	0	0	14	42.5	25 to 35	64.3	9	64.3		
24 Hr Summary		0	2	12	378	1453	1709	816	202	59	10	1	0	0	0	0	0	0	0	0	0	0	0	0	0	0	0	0	0	0	0	0	0	0	0	0	0	0	4691	37.4	30 to 40	84.8	2797	59.6		

Incoming Histogram

A170 outward to 22 June 2022

from Tue-Mar-15-2022-05-00-PM to Wed-Jun-22-2022-12-59-PM

Date	Starting Hr:min	<5 5 to <10	10 to <15	15 to <20	20 to <25	25 to <30	30 to <35	35 to <40	40 to <45	45 to <50	50 to <55	55 to <60	60 to <65	65 to <70	70 to <75	75 to <80	80 to <85	85 to <90	90 to <95	95 to <100	100 to <105	105 to <110	110 to <115	115 to <120	120 to <125	125 to <130	130 to <135	135 to <140	140 to <145	145 to <150	150 to <155	155 to <160	160 to <165	165 to <170	170 to <175	175 to <180	180 to <185	185 to <190	190 to <195	195 to >200	Total Counts	85pct Speed	10MPH Pace	% in pace	# of Speeders	% Speeders
16/04/2022	00:00	0	0	0	0	0	0	2	0	0	0	0	0	0	0	0	0	0	0	0	0	0	0	0	0	0	0	0	0	0	0	0	0	0	0	0	0	0	0	2	40	30 to 40	100.0	2	100.0	
16/04/2022	01:00	0	0	0	0	2	0	1	0	0	0	0	0	0	0	0	0	0	0	0	0	0	0	0	0	0	0	0	0	0	0	0	0	0	0	0	0	0	0	3	40	30 to 40	100.0	1	33.3	
16/04/2022	02:00	0	0	0	0	1	1	0	1	0	0	0	0	0	0	0	0	0	0	0	0	0	0	0	0	0	0	0	0	0	0	0	0	0	0	0	0	0	0	3	45	25 to 35	66.7	2	66.7	
16/04/2022	03:00	0	0	0	1	0	1	0	0	0	0	0	0	0	0	0	0	0	0	0	0	0	0	0	0	0	0	0	0	0	0	0	0	0	0	0	0	0	2	35	25 to 35	100.0	1	50.0		
16/04/2022	04:00	0	0	0	0	0	0	0	2	0	0	0	0	0	0	0	0	0	0	0	0	0	0	0	0	0	0	0	0	0	0	0	0	0	0	0	0	0	2	45	35 to 45	100.0	2	100.0		
16/04/2022	05:00	0	0	0	0	3	4	3	3	2	0	0	0	0	0	0	0	0	0	0	0	0	0	0	0	0	0	0	0	0	0	0	0	0	0	0	0	0	15	45	30 to 40	66.7	12	80.0		
16/04/2022	06:00	0	0	0	4	17	10	7	0	4	0	0	0	0	0	0	0	0	0	0	0	0	0	0	0	0	0	0	0	0	0	0	0	0	0	0	0	0	42	38.6	30 to 40	81.0	21	50.0		
16/04/2022	07:00	0	0	0	8	42	22	9	7	1	2	0	0	0	0	0	0	0	0	0	0	0	0	0	0	0	0	0	0	0	0	0	0	0	0	0	0	91	37.8	30 to 40	80.2	41	45.1			
16/04/2022	08:00	0	1	2	14	57	102	36	7	1	0	0	0	0	0	0	0	0	0	0	0	0	0	0	0	0	0	0	0	0	0	0	0	0	0	0	0	220	31.5	25 to 35	88.6	44	20.0			
16/04/2022	09:00	0	0	3	14	47	143	102	59	8	1	0	0	0	0	0	0	0	0	0	0	0	0	0	0	0	0	0	0	0	0	0	0	0	0	0	0	377	35.9	30 to 40	80.6	170	45.1			
16/04/2022	10:00	0	0	2	6	34	143	160	68	14	0	0	0	0	0	0	0	0	0	0	0	0	0	0	0	0	0	0	0	0	0	0	0	0	0	0	0	427	36.3	30 to 40	86.9	242	56.7			
16/04/2022	11:00	0	0	0	6	33	156	135	67	12	0	1	0	0	0	0	0	0	0	0	0	0	0	0	0	0	0	0	0	0	0	0	0	0	0	0	0	410	36.3	30 to 40	87.3	215	52.4			
16/04/2022	12:00	0	0	3	8	30	139	186	67	14	3	2	0	0	0	0	0	0	0	0	0	0	0	0	0	0	0	0	0	0	0	0	0	0	0	0	0	452	36.3	30 to 40	86.7	272	60.2			
16/04/2022	13:00	0	0	3	4	33	118	117	72	16	3	2	0	0	0	0	0	0	0	0	0	0	0	0	0	0	0	0	0	0	0	0	0	0	0	0	0	368	37.6	30 to 40	83.4	210	57.1			
16/04/2022	14:00	0	0	6	5	35	124	135	69	8	2	0	0	0	0	0	0	0	0	0	0	0	0	0	0	0	0	0	0	0	0	0	0	0	0	0	0	384	36.5	30 to 40	85.4	214	55.7			
16/04/2022	15:00	0	1	0	5	34	136	139	39	10	4	0	0	0	0	0	0	0	0	0	0	0	0	0	0	0	0	0	0	0	0	0	0	0	0	0	0	368	34.9	30 to 40	85.3	192	52.2			
16/04/2022	16:00	0	0	0	4	24	112	131	55	9	0	0	0	0	0	0	0	0	0	0	0	0	0	0	0	0	0	0	0	0	0	0	0	0	0	0	0	335	36.3	30 to 40	89.0	195	58.2			
16/04/2022	17:00	0	0	0	4	12	68	84	32	10	2	0	0	0	0	0	0	0	0	0	0	0	0	0	0	0	0	0	0	0	0	0	0	0	0	0	0	214	37.2	30 to 40	86.0	130	60.7			
16/04/2022	18:00	0	0	0	4	9	51	55	28	11	0	0	0	0	0	0	0	0	0	0	0	0	0	0	0	0	0	0	0	0	0	0	0	0	0	0	0	160	38	30 to 40	83.8	96	60.0			
16/04/2022	19:00	0	0	0	1	2	35	22	19	6	1	0	0	0	0	0	0	0	0	0	0	0	0	0	0	0	0	0	0	0	0	0	0	0	0	0	0	87	38.7	30 to 40	87.4	49	56.3			
16/04/2022	20:00	0	0	0	3	17	22	13	5	2	0	0	0	0	0	0	0	0	0	0	0	0	0	0	0	0	0	0	0	0	0	0	0	0	0	0	0	62	39.2	30 to 40	83.9	42	67.7			
16/04/2022	21:00	0	0	0	1	4	18	20	8	3	1	2	0	0	0	0	0	0	0	0	0	0	0	0	0	0	0	0	0	0	0	0	0	0	0	0	0	57	38.1	30 to 40	80.7	34	59.6			
16/04/2022	22:00	0	0	0	1	7	10	4	3	1	0	0	0	0	0	0	0	0	0	0	0	0	0	0	0	0	0	0	0	0	0	0	0	0	0	0	0	26	40	30 to 40	80.8	18	69.2			
16/04/2022	23:00	0	0	0	1	4	7	4	1	1	0	0	1	0	0	0	0	0	0	0	0	0	0	0	0	0	0	0	0	0	0	0	0	0	0	0	0	19	40	30 to 40	78.9	14	73.7			
24 Hr Summary		0	2	19	76	372	1438	1399	633	144	30	12	0	1	0	0	0	0	0	0	0	0	0	0	0	0	0	0	0	0	0	0	0	0	0	0	0	4126	36.6	30 to 40	84.1	2219	53.8			

Incoming Histogram

A170 outward to 22 June 2022

from Tue-Mar-15-2022-05-00-PM to Wed-Jun-22-2022-12-59-PM

Date	Starting Hr:min	<5 5 to <10	10 to <15	15 to <20	20 to <25	25 to <30	30 to <35	35 to <40	40 to <45	45 to <50	50 to <55	55 to <60	60 to <65	65 to <70	70 to <75	75 to <80	80 to <85	85 to <90	90 to <95	95 to <100	100 to <105	105 to <110	110 to <115	115 to <120	120 to <125	125 to <130	130 to <135	135 to <140	140 to <145	145 to <150	150 to <155	155 to <160	160 to <165	165 to <170	170 to <175	175 to <180	180 to <185	185 to <190	190 to <195	195 to >200	Total Counts	85pct Speed	10MPH Pace	% in pace	# of Speeders	% Speeders
17/04/2022	00:00	0	0	0	0	0	2	0	2	1	0	1	0	0	0	0	0	0	0	0	0	0	0	0	0	0	0	0	0	0	0	0	0	0	0	0	0	0	0	0	6	50	35 to 45	66.7	6	100.0
17/04/2022	01:00	0	0	0	0	0	2	0	0	0	0	0	0	0	0	0	0	0	0	0	0	0	0	0	0	0	0	0	0	0	0	0	0	0	0	0	0	0	0	0	2	35	25 to 35	100.0	2	100.0
17/04/2022	02:00	0	0	0	0	0	0	0	0	0	0	0	0	1	0	0	0	0	0	0	0	0	0	0	0	0	0	0	0	0	0	0	0	0	0	0	0	0	0	0	1	70	60 to 70	100.0	1	100.0
17/04/2022	03:00	0	0	0	0	0	1	0	0	0	0	0	0	0	0	0	0	0	0	0	0	0	0	0	0	0	0	0	0	0	0	0	0	0	0	0	0	0	0	0	1	35	25 to 35	100.0	1	100.0
17/04/2022	04:00	0	0	0	0	0	0	0	0	1	0	0	0	0	0	0	0	0	0	0	0	0	0	0	0	0	0	0	0	0	0	0	0	0	0	0	0	0	0	0	1	50	40 to 50	100.0	1	100.0
17/04/2022	05:00	0	0	0	0	1	1	0	4	0	0	0	0	0	0	0	0	0	0	0	0	0	0	0	0	0	0	0	0	0	0	0	0	0	0	0	0	0	0	0	6	43.8	35 to 45	83.3	5	83.3
17/04/2022	06:00	0	0	0	0	1	6	6	1	2	0	0	0	1	0	0	0	0	0	0	0	0	0	0	0	0	0	0	0	0	0	0	0	0	0	0	0	0	0	0	17	45	30 to 40	76.5	16	94.1
17/04/2022	07:00	0	0	1	0	0	14	23	19	9	2	0	1	0	0	0	0	0	0	0	0	0	0	0	0	0	0	0	0	0	0	0	0	0	0	0	0	0	0	0	69	41.1	30 to 40	81.2	54	78.3
17/04/2022	08:00	0	0	1	3	12	46	67	33	12	1	0	0	0	0	0	0	0	0	0	0	0	0	0	0	0	0	0	0	0	0	0	0	0	0	0	0	0	0	175	38	30 to 40	83.4	113	64.6	
17/04/2022	09:00	0	1	0	3	22	83	127	67	11	2	1	0	0	0	0	0	0	0	0	0	0	0	0	0	0	0	0	0	0	0	0	0	0	0	0	0	0	0	317	37.5	30 to 40	87.4	208	65.6	
17/04/2022	10:00	0	0	0	4	37	129	134	60	17	3	0	0	0	0	0	0	0	0	0	0	0	0	0	0	0	0	0	0	0	0	0	0	0	0	0	0	0	0	384	36.8	30 to 40	84.1	214	55.7	
17/04/2022	11:00	0	0	3	7	43	173	160	74	20	3	0	0	0	0	0	0	0	0	0	0	0	0	0	0	0	0	0	0	0	0	0	0	0	0	0	0	0	0	483	36.7	30 to 40	84.3	257	53.2	
17/04/2022	12:00	0	0	1	8	33	117	143	78	20	6	1	0	0	0	0	0	0	0	0	0	0	0	0	0	0	0	0	0	0	0	0	0	0	0	0	0	0	0	407	37.8	30 to 40	83.0	248	60.9	
17/04/2022	13:00	0	0	4	4	34	117	134	62	12	5	0	0	0	0	0	0	0	0	0	0	0	0	0	0	0	0	0	0	0	0	0	0	0	0	0	0	0	0	372	36.9	30 to 40	84.1	213	57.3	
17/04/2022	14:00	0	1	1	0	17	96	118	39	14	2	0	0	0	0	0	0	0	0	0	0	0	0	0	0	0	0	0	0	0	0	0	0	0	0	0	0	0	0	288	36.5	30 to 40	87.8	173	60.1	
17/04/2022	15:00	0	1	1	4	22	113	115	59	9	2	1	0	0	0	0	0	0	0	0	0	0	0	0	0	0	0	0	0	0	0	0	0	0	0	0	0	0	0	327	36.9	30 to 40	87.8	186	56.9	
17/04/2022	16:00	0	0	0	1	13	94	120	44	9	2	0	0	0	0	0	0	0	0	0	0	0	0	0	0	0	0	0	0	0	0	0	0	0	0	0	0	0	0	283	36.5	30 to 40	91.2	175	61.8	
17/04/2022	17:00	0	0	0	0	6	45	68	49	9	1	2	0	0	0	0	0	0	0	0	0	0	0	0	0	0	0	0	0	0	0	0	0	0	0	0	0	0	0	180	38.5	30 to 40	90.0	129	71.7	
17/04/2022	18:00	0	0	0	0	10	43	45	27	9	3	0	0	0	0	0	0	0	0	0	0	0	0	0	0	0	0	0	0	0	0	0	0	0	0	0	0	0	0	137	38.3	30 to 40	83.9	84	61.3	
17/04/2022	19:00	0	0	1	0	1	26	26	20	7	2	0	0	0	0	0	0	0	0	0	0	0	0	0	0	0	0	0	0	0	0	0	0	0	0	0	0	0	0	83	39.2	30 to 40	86.7	55	66.3	
17/04/2022	20:00	0	0	1	1	1	16	18	6	4	3	0	0	0	0	0	0	0	0	0	0	0	0	0	0	0	0	0	0	0	0	0	0	0	0	0	0	0	0	50	39.2	30 to 40	80.0	31	62.0	
17/04/2022	21:00	0	0	0	0	1	12	13	7	4	4	0	0	0	0	0	0	0	0	0	0	0	0	0	0	0	0	0	0	0	0	0	0	0	0	0	0	0	0	41	42.5	30 to 40	78.0	28	68.3	
17/04/2022	22:00	0	0	0	0	2	4	5	5	1	0	0	0	0	0	0	0	0	0	0	0	0	0	0	0	0	0	0	0	0	0	0	0	0	0	0	0	0	0	17	38	30 to 40	82.4	11	64.7	
17/04/2022	23:00	0	0	0	0	2	1	0	4	0	0	0	0	0	0	0	0	0	0	0	0	0	0	0	0	0	0	0	0	0	0	0	0	0	0	0	0	0	0	7	43.8	35 to 45	71.4	5	71.4	
24 Hr Summary		0	3	14	35	254	1132	1329	655	178	45	5	2	0	2	0	0	0	0	0	0	0	0	0	0	0	0	0	0	0	0	0	0	0	0	0	0	0	0	3654	37.6	30 to 40	85.3	2216	60.6	

Incoming Histogram

A170 outward to 22 June 2022

from Tue-Mar-15-2022-05-00-PM to Wed-Jun-22-2022-12-59-PM

Date	Starting Hr:min	<5 5 to <10	10 to <15	15 to <20	20 to <25	25 to <30	30 to <35	35 to <40	40 to <45	45 to <50	50 to <55	55 to <60	60 to <65	65 to <70	70 to <75	75 to <80	80 to <85	85 to <90	90 to <95	95 to <100	100 to <105	105 to <110	110 to <115	115 to <120	120 to <125	125 to <130	130 to <135	135 to <140	140 to <145	145 to <150	150 to <155	155 to <160	160 to <165	165 to <170	170 to <175	175 to <180	180 to <185	185 to <190	190 to <195	195 to >200	Total Counts	85pct Speed	10MPH Pace	% in pace	# of Speeders	% Speeders
20/04/2022	00:00	0	0	0	1	0	1	0	0	0	0	0	0	0	0	0	0	0	0	0	0	0	0	0	0	0	0	0	0	0	0	0	0	0	0	0	0	0	0	0	2	35	25 to 35	100.0	1	50.0
20/04/2022	01:00	0	0	0	0	0	0	1	0	1	0	0	0	0	0	0	0	0	0	0	0	0	0	0	0	0	0	0	0	0	0	0	0	0	0	0	0	0	0	0	2	50	40 to 50	100.0	2	100.0
20/04/2022	02:00	0	0	0	0	1	0	2	0	0	0	0	0	0	0	0	0	0	0	0	0	0	0	0	0	0	0	0	0	0	0	0	0	0	0	0	0	0	0	3	40	30 to 40	100.0	2	66.7	
20/04/2022	03:00	0	0	0	0	1	0	0	1	0	0	0	0	0	0	0	0	0	0	0	0	0	0	0	0	0	0	0	0	0	0	0	0	0	0	0	0	0	0	2	45	20 to 30	50.0	1	50.0	
20/04/2022	04:00	0	0	1	1	1	3	1	4	0	0	0	0	0	0	0	0	0	0	0	0	0	0	0	0	0	0	0	0	0	0	0	0	0	0	0	0	0	0	11	42.5	35 to 45	72.7	8	72.7	
20/04/2022	05:00	0	0	0	0	6	10	6	3	3	2	0	0	0	0	0	0	0	0	0	0	0	0	0	0	0	0	0	0	0	0	0	0	0	0	0	0	0	0	30	46.7	30 to 40	73.3	24	80.0	
20/04/2022	06:00	0	0	0	4	24	39	18	9	2	3	1	0	0	0	0	0	0	0	0	0	0	0	0	0	0	0	0	0	0	0	0	0	0	0	0	0	0	100	40	30 to 40	81.0	72	72.0		
20/04/2022	07:00	0	0	1	2	16	52	61	31	11	5	0	0	0	0	0	0	0	0	0	0	0	0	0	0	0	0	0	0	0	0	0	0	0	0	0	0	0	179	38.2	30 to 40	80.4	108	60.3		
20/04/2022	08:00	0	0	2	15	84	89	43	10	3	0	0	0	0	0	0	0	0	0	0	0	0	0	0	0	0	0	0	0	0	0	0	0	0	0	0	0	246	37.2	30 to 40	87.8	145	58.9			
20/04/2022	09:00	0	0	2	23	124	115	49	13	1	0	0	0	0	0	0	0	0	0	0	0	0	0	0	0	0	0	0	0	0	0	0	0	0	0	0	327	36.4	30 to 40	88.1	178	54.4				
20/04/2022	10:00	0	0	9	38	134	133	56	8	1	0	0	0	0	0	0	0	0	0	0	0	0	0	0	0	0	0	0	0	0	0	0	0	0	0	0	379	35.7	30 to 40	85.2	198	52.2				
20/04/2022	11:00	0	0	1	4	30	138	115	63	11	1	0	0	0	0	0	0	0	0	0	0	0	0	0	0	0	0	0	0	0	0	0	0	0	0	0	363	36.7	30 to 40	87.1	190	52.3				
20/04/2022	12:00	0	0	4	20	109	111	53	17	0	0	0	0	0	0	0	0	0	0	0	0	0	0	0	0	0	0	0	0	0	0	0	0	0	0	0	314	37.2	30 to 40	86.9	181	57.6				
20/04/2022	13:00	0	0	2	2	28	130	96	40	14	1	0	1	0	0	0	0	0	0	0	0	0	0	0	0	0	0	0	0	0	0	0	0	0	0	0	314	36.1	30 to 40	84.7	152	48.4				
20/04/2022	14:00	0	0	2	3	36	122	126	50	13	3	0	0	0	0	0	0	0	0	0	0	0	0	0	0	0	0	0	0	0	0	0	0	0	0	0	355	36.3	30 to 40	83.9	192	54.1				
20/04/2022	15:00	0	0	3	30	106	116	51	10	1	0	0	0	0	0	0	0	0	0	0	0	0	0	0	0	0	0	0	0	0	0	0	0	0	0	317	36.4	30 to 40	86.1	178	56.2					
20/04/2022	16:00	0	1	2	6	28	116	135	67	13	2	0	0	0	0	0	0	0	0	0	0	0	0	0	0	0	0	0	0	0	0	0	0	0	0	370	36.9	30 to 40	85.9	217	58.6					
20/04/2022	17:00	0	0	6	17	74	96	53	9	2	0	0	0	0	0	0	0	0	0	0	0	0	0	0	0	0	0	0	0	0	0	0	0	0	0	257	37.4	30 to 40	86.8	160	62.3					
20/04/2022	18:00	0	0	3	0	11	58	71	23	10	0	0	0	0	0	0	0	0	0	0	0	0	0	0	0	0	0	0	0	0	0	0	0	0	0	176	36.5	30 to 40	86.4	104	59.1					
20/04/2022	19:00	0	0	1	8	42	30	25	10	1	0	0	0	0	0	0	0	0	0	0	0	0	0	0	0	0	0	0	0	0	0	0	0	0	0	119	38.6	30 to 40	81.5	66	55.5					
20/04/2022	20:00	0	0	1	2	35	35	15	3	3	2	0	0	0	0	0	0	0	0	0	0	0	0	0	0	0	0	0	0	0	0	0	0	0	0	96	38	30 to 40	88.5	58	60.4					
20/04/2022	21:00	0	0	0	1	11	10	16	5	1	0	0	0	0	0	0	0	0	0	0	0	0	0	0	0	0	0	0	0	0	0	0	0	0	0	44	39.7	30 to 40	84.1	32	72.7					
20/04/2022	22:00	0	0	0	0	3	1	3	2	1	1	0	0	0	0	0	0	0	0	0	0	0	0	0	0	0	0	0	0	0	0	0	0	0	0	11	45	30 to 40	63.6	8	72.7					
20/04/2022	23:00	0	0	0	1	4	3	2	2	0	0	0	0	0	0	0	0	0	0	0	0	0	0	0	0	0	0	0	0	0	0	0	0	0	0	12	40	30 to 40	75.0	7	58.3					
24 Hr Summary		0	1	13	46	310	1375	1396	668	178	32	8	2	0	0	0	0	0	0	0	0	0	0	0	0	0	0	0	0	0	0	0	0	0	0	4029	37.1	30 to 40	85.4	2284	56.7					

Incoming Histogram

A170 outward to 22 June 2022

from Tue-Mar-15-2022-05-00-PM to Wed-Jun-22-2022-12-59-PM

Date	Starting Hr:min	<5 5 to <10	10 to <15	15 to <20	20 to <25	25 to <30	30 to <35	35 to <40	40 to <45	45 to <50	50 to <55	55 to <60	60 to <65	65 to <70	70 to <75	75 to <80	80 to <85	85 to <90	90 to <95	95 to <100	100 to <105	105 to <110	110 to <115	115 to <120	120 to <125	125 to <130	130 to <135	135 to <140	140 to <145	145 to <150	150 to <155	155 to <160	160 to <165	165 to <170	170 to <175	175 to <180	180 to <185	185 to <190	190 to <195	195 to >200	Total Counts	85pct Speed	10MPH Pace	% in pace	# of Speeders	% Speeders
21/04/2022	00:00	0	0	0	0	1	0	2	3	0	0	0	0	0	0	0	0	0	0	0	0	0	0	0	0	0	0	0	0	0	0	0	0	0	0	0	0	0	0	0	6	43.3	35 to 45	83.3	5	83.3
21/04/2022	01:00	0	0	0	0	1	0	0	0	0	0	0	0	0	0	0	0	0	0	0	0	0	0	0	0	0	0	0	0	0	0	0	0	0	0	0	0	0	0	0	1	30	20 to 30	100.0	*	*
21/04/2022	02:00	0	0	0	0	0	0	1	0	1	0	0	0	0	0	0	0	0	0	0	0	0	0	0	0	0	0	0	0	0	0	0	0	0	0	0	0	0	0	0	2	50	40 to 50	100.0	2	100.0
21/04/2022	03:00	0	0	0	1	2	0	0	0	0	0	0	0	0	0	0	0	0	0	0	0	0	0	0	0	0	0	0	0	0	0	0	0	0	0	0	0	0	0	0	3	30	20 to 30	100.0	*	*
21/04/2022	04:00	0	0	0	1	0	3	4	2	1	0	0	0	0	0	0	0	0	0	0	0	0	0	0	0	0	0	0	0	0	0	0	0	0	0	0	0	0	0	0	11	42.5	35 to 45	81.8	10	90.9
21/04/2022	05:00	0	0	0	1	6	5	7	5	1	0	0	0	0	0	0	0	0	0	0	0	0	0	0	0	0	0	0	0	0	0	0	0	0	0	0	0	0	0	0	25	42	30 to 40	72.0	18	72.0
21/04/2022	06:00	0	1	0	8	26	33	19	11	3	1	1	0	0	0	0	0	0	0	0	0	0	0	0	0	0	0	0	0	0	0	0	0	0	0	0	0	0	0	0	103	40.5	30 to 40	75.7	68	66.0
21/04/2022	07:00	0	0	0	8	46	73	33	9	2	0	0	0	0	0	0	0	0	0	0	0	0	0	0	0	0	0	0	0	0	0	0	0	0	0	0	0	0	0	0	171	37.7	30 to 40	88.9	117	68.4
21/04/2022	08:00	0	0	2	19	92	88	47	7	4	0	0	0	0	0	0	0	0	0	0	0	0	0	0	0	0	0	0	0	0	0	0	0	0	0	0	0	0	0	259	37	30 to 40	87.6	146	56.4	
21/04/2022	09:00	0	0	10	55	129	112	52	16	4	0	0	0	0	0	0	0	0	0	0	0	0	0	0	0	0	0	0	0	0	0	0	0	0	0	0	0	0	0	378	36.4	25 to 35	78.3	184	48.7	
21/04/2022	10:00	0	0	6	39	114	117	45	13	2	0	0	0	0	0	0	0	0	0	0	0	0	0	0	0	0	0	0	0	0	0	0	0	0	0	0	0	0	0	336	36.1	30 to 40	82.1	177	52.7	
21/04/2022	11:00	0	1	6	36	114	124	44	11	1	1	0	0	0	0	0	0	0	0	0	0	0	0	0	0	0	0	0	0	0	0	0	0	0	0	0	0	0	0	338	35.7	30 to 40	83.4	181	53.6	
21/04/2022	12:00	0	0	5	31	111	120	45	8	2	0	0	0	0	0	0	0	0	0	0	0	0	0	0	0	0	0	0	0	0	0	0	0	0	0	0	0	0	0	322	35.8	30 to 40	85.7	175	54.3	
21/04/2022	13:00	0	1	5	38	122	98	31	6	0	0	0	0	0	0	0	0	0	0	0	0	0	0	0	0	0	0	0	0	0	0	0	0	0	0	0	0	0	0	301	34.6	25 to 35	85.7	135	44.9	
21/04/2022	14:00	0	0	1	32	117	113	35	6	1	0	0	0	1	0	0	0	0	0	0	0	0	0	0	0	0	0	0	0	0	0	0	0	0	0	0	0	0	0	306	34.9	30 to 40	86.6	156	51.0	
21/04/2022	15:00	0	0	5	23	133	124	54	7	0	0	0	0	0	0	0	0	0	0	0	0	0	0	0	0	0	0	0	0	0	0	0	0	0	0	0	0	0	0	346	35.8	30 to 40	89.9	185	53.5	
21/04/2022	16:00	0	0	2	29	133	156	47	7	1	0	0	0	0	0	0	0	0	0	0	0	0	0	0	0	0	0	0	0	0	0	0	0	0	0	0	0	0	0	375	35	30 to 40	89.6	211	56.3	
21/04/2022	17:00	0	1	2	23	94	109	54	18	2	0	0	0	0	0	0	0	0	0	0	0	0	0	0	0	0	0	0	0	0	0	0	0	0	0	0	0	0	0	303	37.7	30 to 40	84.8	183	60.4	
21/04/2022	18:00	0	0	3	13	56	59	31	11	4	1	0	0	0	0	0	0	0	0	0	0	0	0	0	0	0	0	0	0	0	0	0	0	0	0	0	0	0	0	178	38.2	30 to 40	82.0	106	59.6	
21/04/2022	19:00	0	0	0	9	50	41	20	10	2	0	0	0	0	0	0	0	0	0	0	0	0	0	0	0	0	0	0	0	0	0	0	0	0	0	0	0	0	0	132	38	30 to 40	84.1	73	55.3	
21/04/2022	20:00	0	0	0	8	30	31	11	7	1	0	1	0	0	0	0	0	0	0	0	0	0	0	0	0	0	0	0	0	0	0	0	0	0	0	0	0	0	0	89	38.2	30 to 40	80.9	51	57.3	
21/04/2022	21:00	0	0	0	0	12	13	8	10	2	1	0	0	0	0	0	0	0	0	0	0	0	0	0	0	0	0	0	0	0	0	0	0	0	0	0	0	0	0	46	43	30 to 40	71.7	34	73.9	
21/04/2022	22:00	0	0	0	0	10	8	6	2	3	0	0	0	0	0	0	0	0	0	0	0	0	0	0	0	0	0	0	0	0	0	0	0	0	0	0	0	0	0	29	42.5	30 to 40	82.8	19	65.5	
21/04/2022	23:00	0	0	0	0	2	2	3	0	0	1	0	0	0	0	0	0	0	0	0	0	0	0	0	0	0	0	0	0	0	0	0	0	0	0	0	0	0	0	8	40	30 to 40	87.5	6	75.0	
24 Hr Summary		0	4	0	47	374	1401	1429	599	169	37	5	2	0	1	0	0	0	0	0	0	0	0	0	0	0	0	0	0	0	0	0	0	0	0	0	0	0	0	4068	36.7	30 to 40	84.3	2242	55.1	

Incoming Histogram

A170 outward to 22 June 2022

from Tue-Mar-15-2022-05-00-PM to Wed-Jun-22-2022-12-59-PM

Date	Starting Hr:min	<5 5 to <10	10 to <15	15 to <20	20 to <25	25 to <30	30 to <35	35 to <40	40 to <45	45 to <50	50 to <55	55 to <60	60 to <65	65 to <70	70 to <75	75 to <80	80 to <85	85 to <90	90 to <95	95 to <100	100 to <105	105 to <110	110 to <115	115 to <120	120 to <125	125 to <130	130 to <135	135 to <140	140 to <145	145 to <150	150 to <155	155 to <160	160 to <165	165 to <170	170 to <175	175 to <180	180 to <185	185 to <190	190 to <195	195 to >200	Total Counts	85pct Speed	10MPH Pace	% in pace	# of Speeders	% Speeders
23/04/2022	00:00	0	0	0	0	3	0	3	0	0	0	0	0	0	0	0	0	0	0	0	0	0	0	0	0	0	0	0	0	0	0	0	0	0	0	0	0	0	0	0	6	38.3	30 to 40	100.0	3	50.0
23/04/2022	01:00	0	0	0	0	0	3	0	0	0	1	0	0	0	0	0	0	0	0	0	0	0	0	0	0	0	0	0	0	0	0	0	0	0	0	0	0	0	0	4	35	25 to 35	75.0	4	100.0	
23/04/2022	02:00	0	0	0	0	1	1	0	0	0	0	0	0	0	0	0	0	0	0	0	0	0	0	0	0	0	0	0	0	0	0	0	0	0	0	0	0	0	0	2	35	25 to 35	100.0	1	50.0	
23/04/2022	03:00	0	0	0	0	1	2	0	0	0	0	1	0	0	0	0	0	0	0	0	0	0	0	0	0	0	0	0	0	0	0	0	0	0	0	0	0	0	0	4	35	25 to 35	75.0	3	75.0	
23/04/2022	04:00	0	0	0	1	2	2	1	1	2	1	0	0	0	0	0	0	0	0	0	0	0	0	0	0	0	0	0	0	0	0	0	0	0	0	0	0	0	0	10	47.5	25 to 35	50.0	7	70.0	
23/04/2022	05:00	0	0	0	0	2	3	6	5	0	0	0	0	0	0	0	0	0	0	0	0	0	0	0	0	0	0	0	0	0	0	0	0	0	0	0	0	0	0	16	43	35 to 45	87.5	14	87.5	
23/04/2022	06:00	0	0	3	3	14	14	6	7	1	0	0	0	0	0	0	0	0	0	0	0	0	0	0	0	0	0	0	0	0	0	0	0	0	0	0	0	0	0	48	40.7	30 to 40	70.8	28	58.3	
23/04/2022	07:00	0	0	1	9	32	35	19	10	1	1	0	0	0	0	0	0	0	0	0	0	0	0	0	0	0	0	0	0	0	0	0	0	0	0	0	0	0	108	38.9	30 to 40	79.6	66	61.1		
23/04/2022	08:00	0	0	2	9	56	69	20	6	4	0	0	0	0	0	0	0	0	0	0	0	0	0	0	0	0	0	0	0	0	0	0	0	0	0	0	0	0	166	36.2	30 to 40	87.3	99	59.6		
23/04/2022	09:00	0	4	9	31	126	104	37	11	0	0	0	0	0	0	0	0	0	0	0	0	0	0	0	0	0	0	0	0	0	0	0	0	0	0	0	0	322	35	30 to 40	82.9	152	47.2			
23/04/2022	10:00	0	1	5	33	128	110	50	10	3	0	0	0	0	0	0	0	0	0	0	0	0	0	0	0	0	0	0	0	0	0	0	0	0	0	0	0	340	36.2	30 to 40	84.7	173	50.9			
23/04/2022	11:00	0	1	5	18	110	123	57	7	0	1	0	0	0	0	0	0	0	0	0	0	0	0	0	0	0	0	0	0	0	0	0	0	0	0	0	0	322	36.5	30 to 40	90.1	188	58.4			
23/04/2022	12:00	0	0	3	30	106	127	53	7	1	0	0	0	0	0	0	0	0	0	0	0	0	0	0	0	0	0	0	0	0	0	0	0	0	0	0	0	327	36.1	30 to 40	87.5	188	57.5			
23/04/2022	13:00	0	0	5	27	102	107	54	9	1	0	0	0	0	0	0	0	0	0	0	0	0	0	0	0	0	0	0	0	0	0	0	0	0	0	0	0	305	36.7	30 to 40	86.2	171	56.1			
23/04/2022	14:00	0	0	6	25	113	118	40	10	1	0	0	0	0	0	0	0	0	0	0	0	0	0	0	0	0	0	0	0	0	0	0	0	0	0	0	0	313	35.5	30 to 40	86.6	169	54.0			
23/04/2022	15:00	0	0	6	34	134	139	51	13	2	0	0	0	0	0	0	0	0	0	0	0	0	0	0	0	0	0	0	0	0	0	0	0	0	0	0	0	379	35.9	30 to 40	85.5	205	54.1			
23/04/2022	16:00	0	2	5	27	90	98	44	13	6	0	0	0	0	0	0	0	0	0	0	0	0	0	0	0	0	0	0	0	0	0	0	0	0	0	0	0	285	37.3	30 to 40	81.4	161	56.5			
23/04/2022	17:00	0	0	2	13	68	72	41	9	1	0	0	0	0	0	0	0	0	0	0	0	0	0	0	0	0	0	0	0	0	0	0	0	0	0	0	0	206	37.4	30 to 40	87.9	123	59.7			
23/04/2022	18:00	0	0	0	6	55	57	29	14	3	0	0	0	0	0	0	0	0	0	0	0	0	0	0	0	0	0	0	0	0	0	0	0	0	0	0	0	164	38.6	30 to 40	86.0	103	62.8			
23/04/2022	19:00	0	0	1	4	28	36	25	10	3	0	0	0	0	0	0	0	0	0	0	0	0	0	0	0	0	0	0	0	0	0	0	0	0	0	0	0	107	39.4	30 to 40	83.2	74	69.2			
23/04/2022	20:00	0	0	0	4	28	26	6	5	0	0	0	0	0	0	0	0	0	0	0	0	0	0	0	0	0	0	0	0	0	0	0	0	0	0	0	0	69	35.8	30 to 40	87.0	37	53.6			
23/04/2022	21:00	0	0	0	2	21	11	6	2	0	0	0	0	0	0	0	0	0	0	0	0	0	0	0	0	0	0	0	0	0	0	0	0	0	0	0	42	36.7	30 to 40	90.5	19	45.2				
23/04/2022	22:00	0	0	0	4	8	12	7	4	1	1	0	0	0	0	0	0	0	0	0	0	0	0	0	0	0	0	0	0	0	0	0	0	0	0	0	0	37	40	30 to 40	73.0	25	67.6			
23/04/2022	23:00	0	0	0	1	3	6	3	2	2	0	0	0	0	0	0	0	0	0	0	0	0	0	0	0	0	0	0	0	0	0	0	0	0	0	0	0	17	42.5	30 to 40	70.6	13	76.5			
24 Hr Summary		0	1	7	53	281	1231	1275	558	155	32	5	1	0	0	0	0	0	0	0	0	0	0	0	0	0	0	0	0	0	0	0	0	0	0	0	0	3599	36.9	30 to 40	85.1	2026	56.3			

Incoming Histogram

A170 outward to 22 June 2022

from Tue-Mar-15-2022-05-00-PM to Wed-Jun-22-2022-12-59-PM

Date	Starting Hr:min	<5 5 to <10	10 to <15	15 to <20	20 to <25	25 to <30	30 to <35	35 to <40	40 to <45	45 to <50	50 to <55	55 to <60	60 to <65	65 to <70	70 to <75	75 to <80	80 to <85	85 to <90	90 to <95	95 to <100	100 to <105	105 to <110	110 to <115	115 to <120	120 to <125	125 to <130	130 to <135	135 to <140	140 to <145	145 to <150	150 to <155	155 to <160	160 to <165	165 to <170	170 to <175	175 to <180	180 to <185	185 to <190	190 to <195	195 to >200	Total Counts	85pct Speed	10MPH Pace	% in pace	# of Speeders	% Speeders
25/04/2022	00:00	0	0	0	0	0	0	1	1	0	0	0	0	0	0	0	0	0	0	0	0	0	0	0	0	0	0	0	0	0	0	0	0	0	0	0	0	0	0	0	2	45	35 to 45	100.0	2	100.0
25/04/2022	01:00	0	0	0	0	0	2	1	0	0	0	0	0	0	0	0	0	0	0	0	0	0	0	0	0	0	0	0	0	0	0	0	0	0	0	0	0	0	0	0	3	40	30 to 40	100.0	3	100.0
25/04/2022	02:00	0	0	0	0	0	1	1	0	0	0	0	0	0	0	0	0	0	0	0	0	0	0	0	0	0	0	0	0	0	0	0	0	0	0	0	0	0	0	0	2	40	30 to 40	100.0	2	100.0
25/04/2022	03:00	0	0	0	1	2	0	1	0	0	0	0	0	0	0	0	0	0	0	0	0	0	0	0	0	0	0	0	0	0	0	0	0	0	0	0	0	0	0	0	4	30	20 to 30	75.0	1	25.0
25/04/2022	04:00	0	0	0	0	1	5	1	1	0	1	0	0	0	0	0	0	0	0	0	0	0	0	0	0	0	0	0	0	0	0	0	0	0	0	0	0	0	0	0	9	45	30 to 40	77.8	8	88.9
25/04/2022	05:00	0	0	0	1	7	10	10	8	0	1	0	0	0	0	0	0	0	0	0	0	0	0	0	0	0	0	0	0	0	0	0	0	0	0	0	0	0	0	0	37	41.9	35 to 45	75.7	29	78.4
25/04/2022	06:00	0	0	2	9	36	34	21	9	4	2	0	0	0	0	0	0	0	0	0	0	0	0	0	0	0	0	0	0	0	0	0	0	0	0	0	0	0	0	117	39.3	30 to 40	77.8	70	59.8	
25/04/2022	07:00	0	0	1	4	20	87	81	32	8	1	0	0	0	0	0	0	0	0	0	0	0	0	0	0	0	0	0	0	0	0	0	0	0	0	0	0	0	0	234	35.9	30 to 40	85.5	122	52.1	
25/04/2022	08:00	0	0	9	34	105	103	33	5	0	1	0	0	0	0	0	0	0	0	0	0	0	0	0	0	0	0	0	0	0	0	0	0	0	0	0	0	0	0	290	34.8	25 to 35	83.4	142	49.0	
25/04/2022	09:00	0	0	4	16	112	108	28	10	3	0	0	0	0	0	0	0	0	0	0	0	0	0	0	0	0	0	0	0	0	0	0	0	0	0	0	0	0	0	281	35	30 to 40	88.3	149	53.0	
25/04/2022	10:00	0	0	1	6	30	94	118	36	6	0	0	0	0	0	0	0	0	0	0	0	0	0	0	0	0	0	0	0	0	0	0	0	0	0	0	0	0	0	291	34.9	30 to 40	85.2	160	55.0	
25/04/2022	11:00	0	0	1	2	33	116	96	39	8	0	0	0	0	0	0	0	0	0	0	0	0	0	0	0	0	0	0	0	0	0	0	0	0	0	0	0	0	0	295	35.4	30 to 40	85.1	143	48.5	
25/04/2022	12:00	0	0	4	19	91	105	51	9	0	0	0	0	0	0	0	0	0	0	0	0	0	0	0	0	0	0	0	0	0	0	0	0	0	0	0	0	0	0	279	36.8	30 to 40	88.5	165	59.1	
25/04/2022	13:00	0	0	1	14	33	105	82	32	5	1	0	0	0	0	0	0	0	0	0	0	0	0	0	0	0	0	0	0	0	0	0	0	0	0	0	0	0	0	273	34.8	25 to 35	80.6	120	44.0	
25/04/2022	14:00	0	2	0	3	33	131	110	32	8	0	0	0	0	0	0	0	0	0	0	0	0	0	0	0	0	0	0	0	0	0	0	0	0	0	0	0	0	0	319	34.6	25 to 35	85.9	150	47.0	
25/04/2022	15:00	0	2	0	2	22	117	115	41	8	1	1	0	0	0	0	0	0	0	0	0	0	0	0	0	0	0	0	0	0	0	0	0	0	0	0	0	0	0	309	35.6	30 to 40	88.3	166	53.7	
25/04/2022	16:00	0	0	4	37	128	114	57	10	5	0	0	0	0	0	0	0	0	0	0	0	0	0	0	0	0	0	0	0	0	0	0	0	0	0	0	0	0	0	355	36.7	30 to 40	84.2	186	52.4	
25/04/2022	17:00	0	0	3	21	92	100	48	8	0	0	0	0	0	0	0	0	0	0	0	0	0	0	0	0	0	0	0	0	0	0	0	0	0	0	0	0	0	0	272	36.6	30 to 40	88.2	156	57.4	
25/04/2022	18:00	0	0	1	10	36	51	31	12	4	0	0	0	0	0	0	0	0	0	0	0	0	0	0	0	0	0	0	0	0	0	0	0	0	0	0	0	0	0	145	39	30 to 40	81.4	98	67.6	
25/04/2022	19:00	0	0	1	6	34	38	18	11	2	0	0	0	0	0	0	0	0	0	0	0	0	0	0	0	0	0	0	0	0	0	0	0	0	0	0	0	0	0	110	39.2	30 to 40	81.8	69	62.7	
25/04/2022	20:00	0	0	1	10	28	28	7	5	3	1	1	0	1	0	0	0	0	0	0	0	0	0	0	0	0	0	0	0	0	0	0	0	0	0	0	0	0	0	86	38.6	25 to 35	76.7	46	53.5	
25/04/2022	21:00	0	0	1	3	19	17	9	4	1	1	0	0	0	0	0	0	0	0	0	0	0	0	0	0	0	0	0	0	0	0	0	0	0	0	0	0	0	55	38.9	30 to 40	81.8	32	58.2		
25/04/2022	22:00	0	0	0	0	2	4	6	1	1	0	0	0	0	0	0	0	0	0	0	0	0	0	0	0	0	0	0	0	0	0	0	0	0	0	0	0	0	14	40	30 to 40	85.7	12	85.7		
25/04/2022	23:00	0	0	0	0	2	5	2	0	0	0	0	0	0	0	0	0	0	0	0	0	0	0	0	0	0	0	0	0	0	0	0	0	0	0	0	0	0	9	37.5	30 to 40	100.0	7	77.8		
24 Hr Summary		0	4	6	338	1345	1327	538	137	26	8	1	0	1	0	0	0	0	0	0	0	0	0	0	0	0	0	0	0	0	0	0	0	0	0	0	0	0	3791	36.3	30 to 40	84.7	2038	53.8		

Incoming Histogram

A170 outward to 22 June 2022

from Tue-Mar-15-2022-05-00-PM to Wed-Jun-22-2022-12-59-PM

Date	Starting Hr:min	<5 to <10	10 to <15	15 to <20	20 to <25	25 to <30	30 to <35	35 to <40	40 to <45	45 to <50	50 to <55	55 to <60	60 to <65	65 to <70	70 to <75	75 to <80	80 to <85	85 to <90	90 to <95	95 to <100	100 to <105	105 to <110	110 to <115	115 to <120	120 to <125	125 to <130	130 to <135	135 to <140	140 to <145	145 to <150	150 to <155	155 to <160	160 to <165	165 to <170	170 to <175	175 to <180	180 to <185	185 to <190	190 to <195	195 to >200	Total Counts	85pct Speed	10MPH Pace	% in pace	# of Speeders	% Speeders
26/04/2022	00:00	0	0	0	0	1	0	0	0	1	0	0	0	0	0	0	0	0	0	0	0	0	0	0	0	0	0	0	0	0	0	0	0	0	0	0	0	0	0	2	50	20 to 30	50.0	1	50.0	
26/04/2022	01:00	0	0	0	0	0	1	1	1	0	0	0	0	0	0	0	0	0	0	0	0	0	0	0	0	0	0	0	0	0	0	0	0	0	0	0	0	0	0	3	45	35 to 45	100.0	3	100.0	
26/04/2022	02:00	0	0	0	0	0	0	0	1	1	1	0	0	0	0	0	0	0	0	0	0	0	0	0	0	0	0	0	0	0	0	0	0	0	0	0	0	0	0	3	55	45 to 55	100.0	3	100.0	
26/04/2022	03:00	0	0	0	0	1	1	0	1	0	0	0	0	0	0	0	0	0	0	0	0	0	0	0	0	0	0	0	0	0	0	0	0	0	0	0	0	0	0	3	45	25 to 35	66.7	2	66.7	
26/04/2022	04:00	0	0	0	0	2	3	4	0	1	0	0	0	0	0	0	0	0	0	0	0	0	0	0	0	0	0	0	0	0	0	0	0	0	0	0	0	0	0	10	38.8	30 to 40	90.0	8	80.0	
26/04/2022	05:00	0	0	0	2	6	9	9	3	2	0	0	0	0	0	0	0	0	0	0	0	0	0	0	0	0	0	0	0	0	0	0	0	0	0	0	0	0	0	31	40	30 to 40	77.4	23	74.2	
26/04/2022	06:00	0	0	1	5	31	37	21	9	3	3	1	0	0	0	0	0	0	0	0	0	0	0	0	0	0	0	0	0	0	0	0	0	0	0	0	0	0	0	111	39.8	30 to 40	80.2	74	66.7	
26/04/2022	07:00	0	0	0	17	70	89	33	11	2	0	0	0	0	0	0	0	0	0	0	0	0	0	0	0	0	0	0	0	0	0	0	0	0	0	0	0	0	0	222	37	30 to 40	86.5	135	60.8	
26/04/2022	08:00	0	0	9	18	88	78	38	7	2	2	0	0	0	0	0	0	0	0	0	0	0	0	0	0	0	0	0	0	0	0	0	0	0	0	0	0	0	0	242	36.7	30 to 40	84.3	127	52.5	
26/04/2022	09:00	0	0	3	16	101	116	48	6	2	0	0	0	0	0	0	0	0	0	0	0	0	0	0	0	0	0	0	0	0	0	0	0	0	0	0	0	0	0	292	36.2	30 to 40	90.8	172	58.9	
26/04/2022	10:00	0	0	11	24	116	97	25	6	1	1	0	0	0	0	0	0	0	0	0	0	0	0	0	0	0	0	0	0	0	0	0	0	0	0	0	0	0	0	281	34.5	30 to 40	84.7	130	46.3	
26/04/2022	11:00	0	0	5	21	101	112	41	5	0	0	0	0	0	0	0	0	0	0	0	0	0	0	0	0	0	0	0	0	0	0	0	0	0	0	0	0	0	0	285	35.4	30 to 40	89.1	158	55.4	
26/04/2022	12:00	0	0	1	3	23	99	114	31	7	1	0	0	0	0	0	0	0	0	0	0	0	0	0	0	0	0	0	0	0	0	0	0	0	0	0	0	0	0	279	34.9	30 to 40	87.5	153	54.8	
26/04/2022	13:00	0	0	3	22	124	105	25	6	0	0	0	0	0	0	0	0	0	0	0	0	0	0	0	0	0	0	0	0	0	0	0	0	0	0	0	0	0	0	285	34.4	30 to 40	89.1	136	47.7	
26/04/2022	14:00	0	0	2	7	39	124	112	28	7	0	0	0	0	0	0	0	0	0	0	0	0	0	0	0	0	0	0	0	0	0	0	0	0	0	0	0	0	0	319	34.4	25 to 35	86.2	147	46.1	
26/04/2022	15:00	0	0	5	39	142	108	37	9	1	0	0	0	0	0	0	0	0	0	0	0	0	0	0	0	0	0	0	0	0	0	0	0	0	0	0	0	0	0	341	34.8	25 to 35	84.8	155	45.5	
26/04/2022	16:00	0	0	6	34	162	138	51	9	2	0	0	0	0	0	0	0	0	0	0	0	0	0	0	0	0	0	0	0	0	0	0	0	0	0	0	0	0	0	402	35.2	30 to 40	87.3	200	49.8	
26/04/2022	17:00	0	0	3	20	108	108	45	10	3	0	0	0	0	0	0	0	0	0	0	0	0	0	0	0	0	0	0	0	0	0	0	0	0	0	0	0	0	0	297	36.4	30 to 40	87.9	166	55.9	
26/04/2022	18:00	0	0	2	8	49	41	31	12	4	0	0	0	0	0	0	0	0	0	0	0	0	0	0	0	0	0	0	0	0	0	0	0	0	0	0	0	0	0	147	39	30 to 40	82.3	88	59.9	
26/04/2022	19:00	0	0	0	2	35	34	14	6	1	0	0	0	0	0	0	0	0	0	0	0	0	0	0	0	0	0	0	0	0	0	0	0	0	0	0	0	0	0	92	37.5	30 to 40	90.2	55	59.8	
26/04/2022	20:00	0	0	2	4	24	22	11	4	3	0	0	0	0	0	0	0	0	0	0	0	0	0	0	0	0	0	0	0	0	0	0	0	0	0	0	0	0	0	70	38.6	30 to 40	81.4	40	57.1	
26/04/2022	21:00	0	0	0	1	6	7	7	2	1	0	0	0	0	0	0	0	0	0	0	0	0	0	0	0	0	0	0	0	0	0	0	0	0	0	0	0	0	0	24	39.3	30 to 40	83.3	17	70.8	
26/04/2022	22:00	0	0	0	0	4	5	3	3	1	1	0	0	0	0	0	0	0	0	0	0	0	0	0	0	0	0	0	0	0	0	0	0	0	0	0	0	0	0	17	43.3	30 to 40	70.6	13	76.5	
26/04/2022	23:00	0	0	0	0	1	1	1	2	1	0	0	0	0	0	0	0	0	0	0	0	0	0	0	0	0	0	0	0	0	0	0	0	0	0	0	0	0	0	6	45	35 to 45	66.7	5	83.3	
24 Hr Summary		0	0	3	60	295	1395	1338	504	127	33	8	1	0	0	0	0	0	0	0	0	0	0	0	0	0	0	0	0	0	0	0	0	0	0	0	0	0	0	3764	36.1	30 to 40	86.0	2011	53.4	

Incoming Histogram

A170 outward to 22 June 2022

from Tue-Mar-15-2022-05-00-PM to Wed-Jun-22-2022-12-59-PM

Date	Starting Hr:min	<5 5 to <10	10 to <15	15 to <20	20 to <25	25 to <30	30 to <35	35 to <40	40 to <45	45 to <50	50 to <55	55 to <60	60 to <65	65 to <70	70 to <75	75 to <80	80 to <85	85 to <90	90 to <95	95 to <100	100 to <105	105 to <110	110 to <115	115 to <120	120 to <125	125 to <130	130 to <135	135 to <140	140 to <145	145 to <150	150 to <155	155 to <160	160 to <165	165 to <170	170 to <175	175 to <180	180 to <185	185 to <190	190 to <195	195 to >200	Total Counts	85pct Speed	10MPH Pace	% in pace	# of Speeders	% Speeders
28/04/2022	00:00	0	0	0	0	1	0	0	0	0	0	0	0	0	0	0	0	0	0	0	0	0	0	0	0	0	0	0	0	0	0	0	0	0	0	0	0	0	0	0	1	30	20 to 30	100.0	*	*
28/04/2022	01:00	0	0	0	0	0	0	0	1	0	0	0	0	0	0	0	0	0	0	0	0	0	0	0	0	0	0	0	0	0	0	0	0	0	0	0	0	0	0	0	1	45	35 to 45	100.0	1	100.0
28/04/2022	02:00	0	0	0	0	0	0	1	0	0	0	0	0	0	0	0	0	0	0	0	0	0	0	0	0	0	0	0	0	0	0	0	0	0	0	0	0	0	0	0	1	40	30 to 40	100.0	1	100.0
28/04/2022	03:00	0	0	0	0	0	1	0	0	1	0	0	0	0	0	0	0	0	0	0	0	0	0	0	0	0	0	0	0	0	0	0	0	0	0	0	0	0	0	0	2	50	25 to 35	50.0	2	100.0
28/04/2022	04:00	0	0	0	0	2	2	1	2	0	0	0	0	0	0	0	0	0	0	0	0	0	0	0	0	0	0	0	0	0	0	0	0	0	0	0	0	0	0	0	7	42.5	30 to 40	71.4	5	71.4
28/04/2022	05:00	0	0	0	0	8	6	7	5	1	0	0	0	0	0	0	0	0	0	0	0	0	0	0	0	0	0	0	0	0	0	0	0	0	0	0	0	0	0	0	27	42	30 to 40	77.8	19	70.4
28/04/2022	06:00	0	0	0	5	26	30	30	12	4	3	1	0	0	0	0	0	0	0	0	0	0	0	0	0	0	0	0	0	0	0	0	0	0	0	0	0	0	0	111	41.2	30 to 40	77.5	80	72.1	
28/04/2022	07:00	0	0	3	16	90	86	24	6	2	0	0	0	0	0	0	0	0	0	0	0	0	0	0	0	0	0	0	0	0	0	0	0	0	0	0	0	0	0	227	34.9	30 to 40	88.1	118	52.0	
28/04/2022	08:00	0	0	6	27	116	101	33	7	0	0	0	0	0	0	0	0	0	0	0	0	0	0	0	0	0	0	0	0	0	0	0	0	0	0	0	0	0	290	34.8	30 to 40	86.2	141	48.6		
28/04/2022	09:00	0	0	1	32	87	95	30	8	0	0	0	0	0	0	0	0	0	0	0	0	0	0	0	0	0	0	0	0	0	0	0	0	0	0	0	0	0	253	35	25 to 35	84.6	133	52.6		
28/04/2022	10:00	0	0	1	23	82	82	29	5	2	0	0	0	0	0	0	0	0	0	0	0	0	0	0	0	0	0	0	0	0	0	0	0	0	0	0	0	0	224	35.3	30 to 40	86.2	118	52.7		
28/04/2022	11:00	0	0	2	27	115	103	33	9	0	0	0	0	0	0	0	0	0	0	0	0	0	0	0	0	0	0	0	0	0	0	0	0	0	0	0	0	0	289	35	30 to 40	86.9	145	50.2		
28/04/2022	12:00	0	0	4	25	133	105	26	10	4	0	0	0	0	0	0	0	0	0	0	0	0	0	0	0	0	0	0	0	0	0	0	0	0	0	0	0	0	307	34.7	30 to 40	86.0	145	47.2		
28/04/2022	13:00	0	0	6	23	111	100	27	9	1	1	0	0	0	0	0	0	0	0	0	0	0	0	0	0	0	0	0	0	0	0	0	0	0	0	0	0	0	278	34.8	30 to 40	85.6	138	49.6		
28/04/2022	14:00	0	0	1	9	39	125	123	35	4	0	1	0	0	0	0	0	0	0	0	0	0	0	0	0	0	0	0	0	0	0	0	0	0	0	0	0	0	337	34.6	25 to 35	85.2	163	48.4		
28/04/2022	15:00	0	0	7	40	119	153	39	4	2	0	0	0	0	0	0	0	0	0	0	0	0	0	0	0	0	0	0	0	0	0	0	0	0	0	0	0	0	364	34.7	25 to 35	85.7	198	54.4		
28/04/2022	16:00	0	1	3	7	46	169	115	59	16	2	0	0	0	0	0	0	0	0	0	0	0	0	0	0	0	0	0	0	0	0	0	0	0	0	0	0	0	418	36.2	30 to 40	82.1	192	45.9		
28/04/2022	17:00	0	0	0	3	27	112	106	46	10	1	0	0	0	0	0	0	0	0	0	0	0	0	0	0	0	0	0	0	0	0	0	0	0	0	0	0	0	306	36.3	30 to 40	86.3	164	53.6		
28/04/2022	18:00	0	0	0	3	9	52	55	37	12	4	0	0	0	0	0	0	0	0	0	0	0	0	0	0	0	0	0	0	0	0	0	0	0	0	0	0	0	172	38.6	30 to 40	83.7	108	62.8		
28/04/2022	19:00	0	0	0	2	9	38	47	23	8	3	0	0	0	0	0	0	0	0	0	0	0	0	0	0	0	0	0	0	0	0	0	0	0	0	0	0	0	130	38	30 to 40	83.1	81	62.3		
28/04/2022	20:00	0	0	0	1	3	28	22	16	10	1	0	0	0	0	0	0	0	0	0	0	0	0	0	0	0	0	0	0	0	0	0	0	0	0	0	0	0	81	39.7	30 to 40	81.5	49	60.5		
28/04/2022	21:00	0	0	0	1	2	13	15	11	2	1	1	0	0	0	0	0	0	0	0	0	0	0	0	0	0	0	0	0	0	0	0	0	0	0	0	0	0	46	38.6	30 to 40	84.8	30	65.2		
28/04/2022	22:00	0	0	0	1	1	11	11	6	4	1	0	0	0	0	0	0	0	0	0	0	0	0	0	0	0	0	0	0	0	0	0	0	0	0	0	0	0	35	40	30 to 40	80.0	22	62.9		
28/04/2022	23:00	0	0	0	1	1	5	6	5	1	2	1	0	0	0	0	0	0	0	0	0	0	0	0	0	0	0	0	0	0	0	0	0	0	0	0	0	0	22	45	30 to 40	72.7	15	68.2		
24 Hr Summary		0	1	5	57	355	1443	1364	518	145	32	8	1	0	0	0	0	0	0	0	0	0	0	0	0	0	0	0	0	0	0	0	0	0	0	0	0	3929	36.1	30 to 40	84.6	2068	52.6			

Incoming Histogram

A170 outward to 22 June 2022

from Tue-Mar-15-2022-05-00-PM to Wed-Jun-22-2022-12-59-PM

Date	Starting Hr:min	<5 5 to <10	10 to <15	15 to <20	20 to <25	25 to <30	30 to <35	35 to <40	40 to <45	45 to <50	50 to <55	55 to <60	60 to <65	65 to <70	70 to <75	75 to <80	80 to <85	85 to <90	90 to <95	95 to <100	100 to <105	105 to <110	110 to <115	115 to <120	120 to <125	125 to <130	130 to <135	135 to <140	140 to <145	145 to <150	150 to <155	155 to <160	160 to <165	165 to <170	170 to <175	175 to <180	180 to <185	185 to <190	190 to <195	195 to >200	Total Counts	85pct Speed	10MPH Pace	% in pace	# of Speeders	% Speeders
29/04/2022	00:00	0	0	0	0	0	0	1	2	0	0	0	0	0	0	0	0	0	0	0	0	0	0	0	0	0	0	0	0	0	0	0	0	0	0	0	0	0	0	0	3	45	35 to 45	100.0	3	100.0
29/04/2022	01:00	0	0	0	0	0	1	0	0	0	0	0	0	0	0	0	0	0	0	0	0	0	0	0	0	0	0	0	0	0	0	0	0	0	0	0	0	0	0	0	1	35	25 to 35	100.0	1	100.0
29/04/2022	02:00	0	0	0	0	1	1	0	0	0	0	0	0	0	0	0	0	0	0	0	0	0	0	0	0	0	0	0	0	0	0	0	0	0	0	0	0	0	0	0	2	35	25 to 35	100.0	1	50.0
29/04/2022	03:00	0	0	0	0	0	3	2	1	0	1	1	0	0	0	0	0	0	0	0	0	0	0	0	0	0	0	0	0	0	0	0	0	0	0	0	0	0	0	0	8	55	35 to 45	75.0	8	100.0
29/04/2022	04:00	0	0	0	0	3	4	2	2	0	0	0	0	0	0	0	0	0	0	0	0	0	0	0	0	0	0	0	0	0	0	0	0	0	0	0	0	0	0	0	11	40	30 to 40	81.8	8	72.7
29/04/2022	05:00	0	0	0	0	5	11	7	8	2	0	0	0	0	0	0	0	0	0	0	0	0	0	0	0	0	0	0	0	0	0	0	0	0	0	0	0	0	0	0	33	43.1	35 to 45	78.8	28	84.8
29/04/2022	06:00	0	0	1	8	27	38	10	20	5	0	0	0	0	0	0	0	0	0	0	0	0	0	0	0	0	0	0	0	0	0	0	0	0	0	0	0	0	0	0	109	42.2	30 to 40	68.8	73	67.0
29/04/2022	07:00	0	0	1	22	64	58	33	16	3	0	0	0	0	0	0	0	0	0	0	0	0	0	0	0	0	0	0	0	0	0	0	0	0	0	0	0	0	0	197	38.3	30 to 40	78.7	110	55.8	
29/04/2022	08:00	0	0	1	39	99	88	45	9	0	0	0	0	0	0	0	0	0	0	0	0	0	0	0	0	0	0	0	0	0	0	0	0	0	0	0	0	0	0	281	36.3	30 to 40	82.6	142	50.5	
29/04/2022	09:00	0	1	6	18	110	112	43	14	4	0	0	0	0	0	0	0	0	0	0	0	0	0	0	0	0	0	0	0	0	0	0	0	0	0	0	0	0	0	308	36.7	30 to 40	86.0	173	56.2	
29/04/2022	10:00	0	0	2	36	118	126	48	12	0	0	0	0	0	0	0	0	0	0	0	0	0	0	0	0	0	0	0	0	0	0	0	0	0	0	0	0	0	0	344	35.8	30 to 40	84.9	186	54.1	
29/04/2022	11:00	0	0	3	39	140	139	47	13	2	0	0	0	0	0	0	0	0	0	0	0	0	0	0	0	0	0	0	0	0	0	0	0	0	0	0	0	0	0	383	35.5	30 to 40	85.1	201	52.5	
29/04/2022	12:00	0	0	6	41	139	156	39	6	2	0	0	0	0	0	0	0	0	0	0	0	0	0	0	0	0	0	0	0	0	0	0	0	0	0	0	0	0	0	390	34.6	25 to 35	86.2	203	52.1	
29/04/2022	13:00	0	0	2	37	129	143	57	15	1	0	0	0	0	0	0	0	0	0	0	0	0	0	0	0	0	0	0	0	0	0	0	0	0	0	0	0	0	0	384	36.3	30 to 40	85.7	216	56.3	
29/04/2022	14:00	0	0	5	36	161	149	55	11	1	0	0	0	0	0	0	0	0	0	0	0	0	0	0	0	0	0	0	0	0	0	0	0	0	0	0	0	0	0	430	35.3	30 to 40	84.9	216	50.2	
29/04/2022	15:00	0	0	6	48	174	166	64	17	2	1	0	0	0	0	0	0	0	0	0	0	0	0	0	0	0	0	0	0	0	0	0	0	0	0	0	0	0	0	478	35.9	30 to 40	84.5	250	52.3	
29/04/2022	16:00	0	0	6	52	179	184	59	12	2	0	0	0	0	0	0	0	0	0	0	0	0	0	0	0	0	0	0	0	0	0	0	0	0	0	0	0	0	0	495	35	30 to 40	85.3	257	51.9	
29/04/2022	17:00	0	0	3	21	119	151	57	23	3	0	1	0	0	0	0	0	0	0	0	0	0	0	0	0	0	0	0	0	0	0	0	0	0	0	0	0	0	0	378	37.4	30 to 40	86.5	235	62.2	
29/04/2022	18:00	0	0	3	17	79	103	65	14	4	0	0	0	0	0	0	0	0	0	0	0	0	0	0	0	0	0	0	0	0	0	0	0	0	0	0	0	0	0	285	38.1	30 to 40	86.7	186	65.3	
29/04/2022	19:00	0	0	3	11	53	48	31	7	2	0	0	0	0	0	0	0	0	0	0	0	0	0	0	0	0	0	0	0	0	0	0	0	0	0	0	0	0	0	155	37.7	30 to 40	85.2	88	56.8	
29/04/2022	20:00	0	0	0	10	36	33	14	3	2	1	0	0	0	0	0	0	0	0	0	0	0	0	0	0	0	0	0	0	0	0	0	0	0	0	0	0	0	0	99	36.8	30 to 40	83.8	53	53.5	
29/04/2022	21:00	0	0	0	6	16	19	9	6	1	0	0	0	0	0	0	0	0	0	0	0	0	0	0	0	0	0	0	0	0	0	0	0	0	0	0	0	0	0	57	38.9	30 to 40	77.2	35	61.4	
29/04/2022	22:00	0	0	0	2	10	16	10	3	2	1	0	0	0	0	0	0	0	0	0	0	0	0	0	0	0	0	0	0	0	0	0	0	0	0	0	0	0	0	44	39.5	30 to 40	81.8	32	72.7	
29/04/2022	23:00	0	0	0	0	2	6	4	2	1	0	0	0	0	0	0	0	0	0	0	0	0	0	0	0	0	0	0	0	0	0	0	0	0	0	0	0	0	0	15	42.5	30 to 40	80.0	13	86.7	
24 Hr Summary		0	1	17	443	1664	1755	702	216	39	4	2	0	0	0	0	0	0	0	0	0	0	0	0	0	0	0	0	0	0	0	0	0	0	0	0	0	0	0	4890	36.6	30 to 40	84.3	2718	55.6	

Incoming Histogram

A170 outward to 22 June 2022

from Tue-Mar-15-2022-05-00-PM to Wed-Jun-22-2022-12-59-PM

Date	Starting Hr:min	<5 5 to <10	10 to <15	15 to <20	20 to <25	25 to <30	30 to <35	35 to <40	40 to <45	45 to <50	50 to <55	55 to <60	60 to <65	65 to <70	70 to <75	75 to <80	80 to <85	85 to <90	90 to <95	95 to <100	100 to <105	105 to <110	110 to <115	115 to <120	120 to <125	125 to <130	130 to <135	135 to <140	140 to <145	145 to <150	150 to <155	155 to <160	160 to <165	165 to <170	170 to <175	175 to <180	180 to <185	185 to <190	190 to <195	195 to >200	Total Counts	85pct Speed	10MPH Pace	% in pace	# of Speeders	% Speeders
30/04/2022	00:00	0	0	1	3	4	10	4	3	0	0	0	0	0	0	0	0	0	0	0	0	0	0	0	0	0	0	0	0	0	0	0	0	0	0	0	0	0	0	0	25	38.8	30 to 40	72.0	17	68.0
30/04/2022	01:00	0	0	0	0	0	1	0	0	0	0	0	0	0	0	0	0	0	0	0	0	0	0	0	0	0	0	0	0	0	0	0	0	0	0	0	0	0	0	0	1	35	25 to 35	100.0	1	100.0
30/04/2022	02:00	0	0	0	0	1	0	0	0	1	0	0	0	0	0	0	0	0	0	0	0	0	0	0	0	0	0	0	0	0	0	0	0	0	0	0	0	0	0	0	2	50	20 to 30	50.0	1	50.0
30/04/2022	03:00	0	0	0	0	0	1	0	0	0	0	0	0	0	0	0	0	0	0	0	0	0	0	0	0	0	0	0	0	0	0	0	0	0	0	0	0	0	0	0	1	35	25 to 35	100.0	1	100.0
30/04/2022	04:00	0	0	0	0	2	2	1	1	1	1	0	0	0	0	0	0	0	0	0	0	0	0	0	0	0	0	0	0	0	0	0	0	0	0	0	0	0	0	0	8	50	30 to 40	62.5	6	75.0
30/04/2022	05:00	0	0	0	1	1	1	3	5	1	0	1	0	0	0	0	0	0	0	0	0	0	0	0	0	0	0	0	0	0	0	0	0	0	0	0	0	0	0	0	13	45	35 to 45	69.2	11	84.6
30/04/2022	06:00	0	0	0	3	16	20	13	2	0	0	0	0	0	0	0	0	0	0	0	0	0	0	0	0	0	0	0	0	0	0	0	0	0	0	0	0	0	0	0	54	37.7	30 to 40	90.7	35	64.8
30/04/2022	07:00	0	0	0	7	43	33	31	7	1	1	1	0	0	0	0	0	0	0	0	0	0	0	0	0	0	0	0	0	0	0	0	0	0	0	0	0	0	0	0	124	38.5	30 to 40	86.3	74	59.7
30/04/2022	08:00	0	2	5	21	81	64	38	14	0	1	0	0	0	0	0	0	0	0	0	0	0	0	0	0	0	0	0	0	0	0	0	0	0	0	0	0	0	0	228	37.5	30 to 40	80.3	117	51.3	
30/04/2022	09:00	0	0	8	22	111	126	57	8	5	0	0	0	0	0	0	0	0	0	0	0	0	0	0	0	0	0	0	0	0	0	0	0	0	0	0	0	0	0	337	36.7	30 to 40	87.2	196	58.2	
30/04/2022	10:00	0	0	1	3	32	133	135	68	10	2	0	0	0	0	0	0	0	0	0	0	0	0	0	0	0	0	0	0	0	0	0	0	0	0	0	0	0	0	384	36.6	30 to 40	87.5	215	56.0	
30/04/2022	11:00	0	0	1	6	36	143	149	55	14	3	2	0	0	0	0	0	0	0	0	0	0	0	0	0	0	0	0	0	0	0	0	0	0	0	0	0	0	0	409	36.2	30 to 40	84.8	223	54.5	
30/04/2022	12:00	0	1	0	2	48	153	154	60	7	3	1	0	0	0	0	0	0	0	0	0	0	0	0	0	0	0	0	0	0	0	0	0	0	0	0	0	0	0	429	35.6	30 to 40	85.5	225	52.4	
30/04/2022	13:00	0	1	2	7	38	169	168	64	12	1	0	0	0	0	0	0	0	0	0	0	0	0	0	0	0	0	0	0	0	0	0	0	0	0	0	0	0	0	462	35.6	30 to 40	86.8	245	53.0	
30/04/2022	14:00	0	0	1	14	41	131	135	60	8	2	0	0	0	0	0	0	0	0	0	0	0	0	0	0	0	0	0	0	0	0	0	0	0	0	0	0	0	0	392	35.9	30 to 40	83.2	205	52.3	
30/04/2022	15:00	0	0	0	7	38	125	132	44	6	1	0	0	0	0	0	0	0	0	0	0	0	0	0	0	0	0	0	0	0	0	0	0	0	0	0	0	0	0	353	34.9	30 to 40	85.3	183	51.8	
30/04/2022	16:00	0	0	0	6	30	108	129	67	12	0	0	0	0	0	0	0	0	0	0	0	0	0	0	0	0	0	0	0	0	0	0	0	0	0	0	0	0	0	352	36.9	30 to 40	86.4	208	59.1	
30/04/2022	17:00	0	0	0	2	21	81	83	32	11	1	0	0	0	0	0	0	0	0	0	0	0	0	0	0	0	0	0	0	0	0	0	0	0	0	0	0	0	0	231	36.4	30 to 40	84.8	127	55.0	
30/04/2022	18:00	0	0	0	2	16	58	53	27	9	2	0	0	0	0	0	0	0	0	0	0	0	0	0	0	0	0	0	0	0	0	0	0	0	0	0	0	0	0	167	37.4	30 to 40	82.6	91	54.5	
30/04/2022	19:00	0	0	0	0	3	37	32	16	7	2	0	0	0	0	0	0	0	0	0	0	0	0	0	0	0	0	0	0	0	0	0	0	0	0	0	0	0	0	97	38.1	30 to 40	87.6	57	58.8	
30/04/2022	20:00	0	0	0	0	7	13	25	15	11	1	1	0	0	0	0	0	0	0	0	0	0	0	0	0	0	0	0	0	0	0	0	0	0	0	0	0	0	0	74	41.4	30 to 40	71.6	54	73.0	
30/04/2022	21:00	0	0	0	0	3	11	18	3	8	1	0	0	0	0	0	0	0	0	0	0	0	0	0	0	0	0	0	0	0	0	0	0	0	0	0	0	0	0	44	41.2	25 to 35	72.7	30	68.2	
30/04/2022	22:00	0	0	0	0	5	12	9	7	1	1	0	0	0	0	0	0	0	0	0	0	0	0	0	0	0	0	0	0	0	0	0	0	0	0	0	0	0	0	35	37.9	30 to 40	80.0	18	51.4	
30/04/2022	23:00	0	0	0	0	4	7	3	1	1	0	1	0	0	0	0	0	0	0	0	0	0	0	0	0	0	0	0	0	0	0	0	0	0	0	0	0	0	0	17	40	30 to 40	82.4	13	76.5	
24 Hr Summary		0	4	10	60	375	1437	1487	668	157	30	7	4	0	0	0	0	0	0	0	0	0	0	0	0	0	0	0	0	0	0	0	0	0	0	0	0	0	4239	36.7	30 to 40	84.7	2353	55.5		

Incoming Histogram

A170 outward to 22 June 2022

from Tue-Mar-15-2022-05-00-PM to Wed-Jun-22-2022-12-59-PM

Date	Starting Hr:min	<5 to <10	10 to <15	15 to <20	20 to <25	25 to <30	30 to <35	35 to <40	40 to <45	45 to <50	50 to <55	55 to <60	60 to <65	65 to <70	70 to <75	75 to <80	80 to <85	85 to <90	90 to <95	95 to <100	100 to <105	105 to <110	110 to <115	115 to <120	120 to <125	125 to <130	130 to <135	135 to <140	140 to <145	145 to <150	150 to <155	155 to <160	160 to <165	165 to <170	170 to <175	175 to <180	180 to <185	185 to <190	190 to <195	195 to >200	Total Counts	85pct Speed	10MPH Pace	% in pace	# of Speeders	% Speeders
01/05/2022	00:00	0	0	0	3	3	2	2	0	1	0	0	0	0	0	0	0	0	0	0	0	0	0	0	0	0	0	0	0	0	0	0	0	0	0	0	0	0	0	0	11	37.5	25 to 35	72.7	5	45.5
01/05/2022	01:00	0	0	0	0	2	0	0	0	0	0	0	0	0	0	0	0	0	0	0	0	0	0	0	0	0	0	0	0	0	0	0	0	0	0	0	0	0	0	0	2	30	20 to 30	100.0	*	*
01/05/2022	02:00	0	0	0	0	1	1	1	0	0	0	0	0	0	0	0	0	0	0	0	0	0	0	0	0	0	0	0	0	0	0	0	0	0	0	0	0	0	0	0	3	40	30 to 40	100.0	2	66.7
01/05/2022	03:00	0	0	0	0	0	0	1	0	0	0	0	0	0	0	0	0	0	0	0	0	0	0	0	0	0	0	0	0	0	0	0	0	0	0	0	0	0	0	0	1	40	30 to 40	100.0	1	100.0
01/05/2022	04:00	0	0	0	0	2	0	2	0	0	0	0	0	0	0	0	0	0	0	0	0	0	0	0	0	0	0	0	0	0	0	0	0	0	0	0	0	0	0	0	4	37.5	30 to 40	100.0	2	50.0
01/05/2022	05:00	0	0	0	1	3	1	2	1	2	0	0	0	0	0	0	0	0	0	0	0	0	0	0	0	0	0	0	0	0	0	0	0	0	0	0	0	0	0	0	10	45	30 to 40	60.0	6	60.0
01/05/2022	06:00	0	0	1	1	5	6	1	3	0	0	0	0	0	0	0	0	0	0	0	0	0	0	0	0	0	0	0	0	0	0	0	0	0	0	0	0	0	0	0	17	40	25 to 35	70.6	10	58.8
01/05/2022	07:00	0	0	4	2	7	18	20	14	3	1	0	0	0	0	0	0	0	0	0	0	0	0	0	0	0	0	0	0	0	0	0	0	0	0	0	0	0	0	0	69	37.9	30 to 40	75.4	38	55.1
01/05/2022	08:00	0	0	1	11	10	45	47	22	5	1	0	0	0	0	0	0	0	0	0	0	0	0	0	0	0	0	0	0	0	0	0	0	0	0	0	0	0	0	0	142	36.6	30 to 40	80.3	75	52.8
01/05/2022	09:00	0	0	0	5	32	93	100	33	5	3	0	0	0	0	0	0	0	0	0	0	0	0	0	0	0	0	0	0	0	0	0	0	0	0	0	0	0	0	0	271	35	30 to 40	83.4	141	52.0
01/05/2022	10:00	0	0	0	2	31	102	97	54	9	1	0	0	0	0	0	0	0	0	0	0	0	0	0	0	0	0	0	0	0	0	0	0	0	0	0	0	0	0	0	296	36.9	30 to 40	85.5	161	54.4
01/05/2022	11:00	0	0	0	4	40	156	128	38	7	0	0	0	0	0	0	0	0	0	0	0	0	0	0	0	0	0	0	0	0	0	0	0	0	0	0	0	0	0	0	373	34.6	25 to 35	86.9	173	46.4
01/05/2022	12:00	0	0	1	3	46	120	122	47	9	4	0	0	0	0	0	0	0	0	0	0	0	0	0	0	0	0	0	0	0	0	0	0	0	0	0	0	0	0	0	352	35.7	30 to 40	82.1	182	51.7
01/05/2022	13:00	0	1	3	7	34	106	92	47	10	1	0	0	0	0	0	0	0	0	0	0	0	0	0	0	0	0	0	0	0	0	0	0	0	0	0	0	0	0	0	301	36.4	30 to 40	81.4	150	49.8
01/05/2022	14:00	0	0	0	3	28	109	104	53	3	3	0	0	0	0	0	0	0	0	0	0	0	0	0	0	0	0	0	0	0	0	0	0	0	0	0	0	0	0	0	303	36.3	30 to 40	87.8	163	53.8
01/05/2022	15:00	0	0	0	3	33	134	104	43	6	1	1	0	0	0	0	0	0	0	0	0	0	0	0	0	0	0	0	0	0	0	0	0	0	0	0	0	0	0	0	325	35.2	30 to 40	86.5	155	47.7
01/05/2022	16:00	0	0	1	2	30	112	94	37	8	1	0	0	0	0	0	0	0	0	0	0	0	0	0	0	0	0	0	0	0	0	0	0	0	0	0	0	0	0	0	285	35.4	30 to 40	85.3	140	49.1
01/05/2022	17:00	0	0	0	0	15	67	72	35	4	2	0	0	0	0	0	0	0	0	0	0	0	0	0	0	0	0	0	0	0	0	0	0	0	0	0	0	0	0	0	195	36.7	30 to 40	89.2	113	57.9
01/05/2022	18:00	0	0	0	1	5	41	53	23	11	0	0	0	0	0	0	0	0	0	0	0	0	0	0	0	0	0	0	0	0	0	0	0	0	0	0	0	0	0	0	134	38	30 to 40	87.3	87	64.9
01/05/2022	19:00	0	0	0	1	8	24	40	15	7	2	0	0	0	0	0	0	0	0	0	0	0	0	0	0	0	0	0	0	0	0	0	0	0	0	0	0	0	0	0	98	38.3	30 to 40	80.6	65	66.3
01/05/2022	20:00	0	0	0	1	3	16	20	8	3	2	0	0	0	0	0	0	0	0	0	0	0	0	0	0	0	0	0	0	0	0	0	0	0	0	0	0	0	0	0	53	38.1	30 to 40	83.0	33	62.3
01/05/2022	21:00	0	0	0	4	10	10	7	2	0	0	0	0	0	0	0	0	0	0	0	0	0	0	0	0	0	0	0	0	0	0	0	0	0	0	0	0	0	0	0	33	37.9	30 to 40	81.8	19	57.6
01/05/2022	22:00	0	0	0	1	5	5	10	2	0	0	0	0	0	0	0	0	0	0	0	0	0	0	0	0	0	0	0	0	0	0	0	0	0	0	0	0	0	0	0	23	39.5	30 to 40	87.0	17	73.9
01/05/2022	23:00	0	0	0	0	2	1	3	1	1	0	0	0	0	0	0	0	0	0	0	0	0	0	0	0	0	0	0	0	0	0	0	0	0	0	0	0	0	0	0	8	45	30 to 40	75.0	6	75.0
24 Hr Summary		0	1	10	46	332	1176	1119	498	99	26	2	0	0	0	0	0	0	0	0	0	0	0	0	0	0	0	0	0	0	0	0	0	0	0	0	0	0	0	0	3309	36.3	30 to 40	84.4	1744	52.7

Incoming Histogram

A170 outward to 22 June 2022

from Tue-Mar-15-2022-05-00-PM to Wed-Jun-22-2022-12-59-PM

Date	Starting Hr:min	<5 to <10	10 to <15	15 to <20	20 to <25	25 to <30	30 to <35	35 to <40	40 to <45	45 to <50	50 to <55	55 to <60	60 to <65	65 to <70	70 to <75	75 to <80	80 to <85	85 to <90	90 to <95	95 to <100	100 to <105	105 to <110	110 to <115	115 to <120	120 to <125	125 to <130	130 to <135	135 to <140	140 to <145	145 to <150	150 to <155	155 to <160	160 to <165	165 to <170	170 to <175	175 to <180	180 to <185	185 to <190	190 to <195	195 to >200	Total Counts	85pct Speed	10MPH Pace	% in pace	# of Speeders	% Speeders
02/05/2022	00:00	0	0	0	0	2	1	0	0	0	0	0	0	0	0	0	0	0	0	0	0	0	0	0	0	0	0	0	0	0	0	0	0	0	0	0	0	0	0	0	3	35	25 to 35	100.0	1	33.3
02/05/2022	01:00	0	0	0	0	2	1	0	0	1	0	0	0	0	0	0	0	0	0	0	0	0	0	0	0	0	0	0	0	0	0	0	0	0	0	0	0	0	0	0	4	35	25 to 35	75.0	2	50.0
02/05/2022	02:00	0	0	0	0	0	0	2	0	0	0	0	0	0	0	0	0	0	0	0	0	0	0	0	0	0	0	0	0	0	0	0	0	0	0	0	0	0	0	2	40	30 to 40	100.0	2	100.0	
02/05/2022	03:00	0	0	0	0	0	2	2	0	0	0	0	0	0	0	0	0	0	0	0	0	0	0	0	0	0	0	0	0	0	0	0	0	0	0	0	0	0	0	4	37.5	30 to 40	100.0	4	100.0	
02/05/2022	04:00	0	0	0	0	0	2	1	0	0	1	0	0	0	0	0	0	0	0	0	0	0	0	0	0	0	0	0	0	0	0	0	0	0	0	0	0	0	0	4	40	30 to 40	75.0	4	100.0	
02/05/2022	05:00	0	0	0	0	8	6	3	2	0	0	0	0	0	0	0	0	0	0	0	0	0	0	0	0	0	0	0	0	0	0	0	0	0	0	0	0	0	0	19	38.3	30 to 40	89.5	11	57.9	
02/05/2022	06:00	0	0	0	0	9	13	8	2	2	0	0	0	0	0	0	0	0	0	0	0	0	0	0	0	0	0	0	0	0	0	0	0	0	0	0	0	0	0	34	39.4	30 to 40	88.2	25	73.5	
02/05/2022	07:00	0	0	1	1	6	21	29	18	5	0	0	0	0	0	0	0	0	0	0	0	0	0	0	0	0	0	0	0	0	0	0	0	0	0	0	0	0	0	81	38.1	30 to 40	84.0	52	64.2	
02/05/2022	08:00	0	0	2	2	13	52	56	29	5	2	0	0	0	0	0	0	0	0	0	0	0	0	0	0	0	0	0	0	0	0	0	0	0	0	0	0	0	161	37.1	30 to 40	85.1	92	57.1		
02/05/2022	09:00	0	0	0	8	23	95	128	38	7	1	0	0	0	0	0	0	0	0	0	0	0	0	0	0	0	0	0	0	0	0	0	0	0	0	0	0	0	300	35.1	30 to 40	87.0	174	58.0		
02/05/2022	10:00	0	0	0	6	22	93	86	36	7	3	0	0	0	0	0	0	0	0	0	0	0	0	0	0	0	0	0	0	0	0	0	0	0	0	0	0	0	253	36.1	30 to 40	85.0	132	52.2		
02/05/2022	11:00	0	0	1	9	50	136	132	50	12	3	1	0	0	0	0	0	0	0	0	0	0	0	0	0	0	0	0	0	0	0	0	0	0	0	0	0	0	394	35.7	25 to 35	80.7	198	50.3		
02/05/2022	12:00	0	0	1	6	54	168	165	41	6	0	0	0	0	0	0	0	0	0	0	0	0	0	0	0	0	0	0	0	0	0	0	0	0	0	0	0	0	441	34.4	25 to 35	87.8	212	48.1		
02/05/2022	13:00	0	0	0	1	28	146	144	63	9	1	0	0	0	0	0	0	0	0	0	0	0	0	0	0	0	0	0	0	0	0	0	0	0	0	0	0	0	392	36.1	30 to 40	90.1	217	55.4		
02/05/2022	14:00	0	0	0	11	42	159	140	57	7	0	0	0	0	0	0	0	0	0	0	0	0	0	0	0	0	0	0	0	0	0	0	0	0	0	0	0	0	416	35.2	30 to 40	85.6	204	49.0		
02/05/2022	15:00	0	0	0	5	44	167	138	51	11	1	1	0	0	0	0	0	0	0	0	0	0	0	0	0	0	0	0	0	0	0	0	0	0	0	0	0	0	418	35.1	30 to 40	85.2	202	48.3		
02/05/2022	16:00	0	0	5	6	52	146	128	38	3	0	0	0	0	0	0	0	0	0	0	0	0	0	0	0	0	0	0	0	0	0	0	0	0	0	0	0	0	378	34.4	25 to 35	86.2	169	44.7		
02/05/2022	17:00	0	0	0	1	22	76	94	35	9	2	1	1	0	0	0	0	0	0	0	0	0	0	0	0	0	0	0	0	0	0	0	0	0	0	0	0	0	241	36.7	30 to 40	85.1	142	58.9		
02/05/2022	18:00	0	0	0	0	6	47	43	24	13	2	1	0	0	0	0	0	0	0	0	0	0	0	0	0	0	0	0	0	0	0	0	0	0	0	0	0	0	136	39.2	30 to 40	83.8	83	61.0		
02/05/2022	19:00	0	0	0	0	6	24	29	11	5	3	1	0	0	0	0	0	0	0	0	0	0	0	0	0	0	0	0	0	0	0	0	0	0	0	0	0	0	79	38.6	30 to 40	81.0	49	62.0		
02/05/2022	20:00	0	0	0	1	4	19	27	8	5	0	0	0	0	0	0	0	0	0	0	0	0	0	0	0	0	0	0	0	0	0	0	0	0	0	0	0	0	64	36.9	30 to 40	84.4	40	62.5		
02/05/2022	21:00	0	0	0	2	3	12	10	7	3	1	0	0	0	0	0	0	0	0	0	0	0	0	0	0	0	0	0	0	0	0	0	0	0	0	0	0	0	38	38.6	30 to 40	76.3	21	55.3		
02/05/2022	22:00	0	0	0	0	1	7	3	3	1	0	0	0	0	0	0	0	0	0	0	0	0	0	0	0	0	0	0	0	0	0	0	0	0	0	0	0	0	15	43.3	35 to 45	86.7	14	93.3		
02/05/2022	23:00	0	0	0	0	3	2	0	0	0	0	0	0	0	0	0	0	0	0	0	0	0	0	0	0	0	0	0	0	0	0	0	0	0	0	0	0	0	5	32.5	25 to 35	100.0	2	40.0		
24 Hr Summary		0	0	10	59	375	1386	1383	525	114	23	6	1	0	0	0	0	0	0	0	0	0	0	0	0	0	0	0	0	0	0	0	0	0	0	0	0	0	3882	35.8	30 to 40	84.9	2052	52.9		

Incoming Histogram

A170 outward to 22 June 2022

from Tue-Mar-15-2022-05-00-PM to Wed-Jun-22-2022-12-59-PM

Date	Starting Hr:min	<5 5 to <10	10 to <15	15 to <20	20 to <25	25 to <30	30 to <35	35 to <40	40 to <45	45 to <50	50 to <55	55 to <60	60 to <65	65 to <70	70 to <75	75 to <80	80 to <85	85 to <90	90 to <95	95 to <100	100 to <105	105 to <110	110 to <115	115 to <120	120 to <125	125 to <130	130 to <135	135 to <140	140 to <145	145 to <150	150 to <155	155 to <160	160 to <165	165 to <170	170 to <175	175 to <180	180 to <185	185 to <190	190 to <195	195 to >200	Total Counts	85pct Speed	10MPH Pace	% in pace	# of Speeders	% Speeders
03/05/2022	00:00	0	0	0	0	2	1	0	0	0	0	0	0	0	0	0	0	0	0	0	0	0	0	0	0	0	0	0	0	0	0	0	0	0	0	0	0	0	0	0	3	35	25 to 35	100.0	1	33.3
03/05/2022	01:00	0	0	0	0	0	0	0	2	1	0	0	0	0	0	0	0	0	0	0	0	0	0	0	0	0	0	0	0	0	0	0	0	0	0	0	0	0	0	0	3	50	40 to 50	100.0	3	100.0
03/05/2022	02:00	0	0	0	0	0	1	1	0	0	0	0	0	0	0	0	0	0	0	0	0	0	0	0	0	0	0	0	0	0	0	0	0	0	0	0	0	0	0	2	40	30 to 40	100.0	2	100.0	
03/05/2022	03:00	0	0	0	0	1	2	0	1	0	0	0	0	0	0	0	0	0	0	0	0	0	0	0	0	0	0	0	0	0	0	0	0	0	0	0	0	0	0	4	35	25 to 35	75.0	3	75.0	
03/05/2022	04:00	0	0	0	0	0	1	3	2	1	0	0	0	0	0	0	0	0	0	0	0	0	0	0	0	0	0	0	0	0	0	0	0	0	0	0	0	0	0	7	45	35 to 45	85.7	7	100.0	
03/05/2022	05:00	0	0	0	1	7	7	5	4	1	0	0	0	0	0	0	0	0	0	0	0	0	0	0	0	0	0	0	0	0	0	0	0	0	0	0	0	0	25	41.2	30 to 40	76.0	17	68.0		
03/05/2022	06:00	0	0	0	5	30	42	18	7	7	2	0	0	0	0	0	0	0	0	0	0	0	0	0	0	0	0	0	0	0	0	0	0	0	0	0	0	0	111	39.7	30 to 40	81.1	76	68.5		
03/05/2022	07:00	0	0	8	24	90	70	18	7	1	0	0	0	0	0	0	0	0	0	0	0	0	0	0	0	0	0	0	0	0	0	0	0	0	0	0	0	218	34.5	25 to 35	84.4	96	44.0			
03/05/2022	08:00	0	1	11	50	127	84	20	9	1	0	0	0	0	0	0	0	0	0	0	0	0	0	0	0	0	0	0	0	0	0	0	0	0	0	0	303	34.1	25 to 35	86.1	114	37.6				
03/05/2022	09:00	0	0	4	21	120	75	30	3	2	0	0	0	0	0	0	0	0	0	0	0	0	0	0	0	0	0	0	0	0	0	0	0	0	0	255	34.8	30 to 40	88.2	110	43.1					
03/05/2022	10:00	0	0	4	27	113	82	32	10	1	0	0	0	0	0	0	0	0	0	0	0	0	0	0	0	0	0	0	0	0	0	0	0	0	0	269	35.5	30 to 40	84.4	125	46.5					
03/05/2022	11:00	0	0	1	20	96	90	27	8	3	0	0	0	0	0	0	0	0	0	0	0	0	0	0	0	0	0	0	0	0	0	0	0	0	0	245	35.2	30 to 40	86.9	128	52.2					
03/05/2022	12:00	0	0	4	32	114	93	29	3	0	0	0	0	0	0	0	0	0	0	0	0	0	0	0	0	0	0	0	0	0	0	0	0	0	0	275	34.5	25 to 35	86.9	125	45.5					
03/05/2022	13:00	0	0	2	29	106	88	31	2	0	0	0	0	0	0	0	0	0	0	0	0	0	0	0	0	0	0	0	0	0	0	0	0	0	0	263	34.7	30 to 40	85.6	121	46.0					
03/05/2022	14:00	0	0	1	31	135	103	29	6	1	0	0	0	0	0	0	0	0	0	0	0	0	0	0	0	0	0	0	0	0	0	0	0	0	0	311	34.5	25 to 35	86.5	139	44.7					
03/05/2022	15:00	0	0	7	46	155	107	34	8	0	0	0	0	0	0	0	0	0	0	0	0	0	0	0	0	0	0	0	0	0	0	0	0	0	357	34.4	25 to 35	86.3	149	41.7						
03/05/2022	16:00	0	0	1	9	48	153	128	52	13	0	1	0	0	0	0	0	0	0	0	0	0	0	0	0	0	0	0	0	0	0	0	0	0	405	35.5	30 to 40	82.2	194	47.9						
03/05/2022	17:00	0	0	1	25	93	98	43	8	0	0	0	0	0	0	0	0	0	0	0	0	0	0	0	0	0	0	0	0	0	0	0	0	0	268	36.3	30 to 40	87.3	149	55.6						
03/05/2022	18:00	0	0	1	8	58	55	28	8	1	0	0	0	0	0	0	0	0	0	0	0	0	0	0	0	0	0	0	0	0	0	0	0	0	159	37.3	30 to 40	88.7	92	57.9						
03/05/2022	19:00	0	0	1	8	38	39	14	12	3	1	0	0	0	0	0	0	0	0	0	0	0	0	0	0	0	0	0	0	0	0	0	0	0	116	39.6	30 to 40	78.4	69	59.5						
03/05/2022	20:00	0	0	0	8	25	15	11	9	0	0	0	0	0	0	0	0	0	0	0	0	0	0	0	0	0	0	0	0	0	0	0	0	0	68	39.5	30 to 40	75.0	35	51.5						
03/05/2022	21:00	0	0	0	2	7	14	8	1	1	2	0	0	0	0	0	0	0	0	0	0	0	0	0	0	0	0	0	0	0	0	0	0	0	35	39.4	30 to 40	82.9	26	74.3						
03/05/2022	22:00	0	0	1	1	6	7	5	2	2	0	0	0	0	0	0	0	0	0	0	0	0	0	0	0	0	0	0	0	0	0	0	0	0	24	40	30 to 40	75.0	16	66.7						
03/05/2022	23:00	0	0	0	1	3	1	1	1	0	0	0	0	0	0	0	0	0	0	0	0	0	0	0	0	0	0	0	0	0	0	0	0	0	7	40	25 to 35	71.4	3	42.9						
24 Hr Summary		0	1	5	61	387	1479	1203	439	126	26	6	0	0	0	0	0	0	0	0	0	0	0	0	0	0	0	0	0	0	0	0	0	0	0	3733	35.4	30 to 40	83.6	1800	48.2					

Incoming Histogram

A170 outward to 22 June 2022

from Tue-Mar-15-2022-05-00-PM to Wed-Jun-22-2022-12-59-PM

Date	Starting Hr:min	<5 5 to <10	10 to <15	15 to <20	20 to <25	25 to <30	30 to <35	35 to <40	40 to <45	45 to <50	50 to <55	55 to <60	60 to <65	65 to <70	70 to <75	75 to <80	80 to <85	85 to <90	90 to <95	95 to <100	100 to <105	105 to <110	110 to <115	115 to <120	120 to <125	125 to <130	130 to <135	135 to <140	140 to <145	145 to <150	150 to <155	155 to <160	160 to <165	165 to <170	170 to <175	175 to <180	180 to <185	185 to <190	190 to <195	195 to >200	Total Counts	85pct Speed	10MPH Pace	% in pace	# of Speeders	% Speeders
04/05/2022	00:00	0	0	0	0	2	0	1	0	0	1	0	0	0	0	0	0	0	0	0	0	0	0	0	0	0	0	0	0	0	0	0	0	0	0	0	0	0	0	0	4	40	30 to 40	75.0	2	50.0
04/05/2022	01:00	0	0	0	0	0	1	1	0	0	0	0	0	0	0	0	0	0	0	0	0	0	0	0	0	0	0	0	0	0	0	0	0	0	0	0	0	0	0	0	2	40	30 to 40	100.0	2	100.0
04/05/2022	02:00	0	0	0	0	0	1	0	0	0	0	0	0	0	0	0	0	0	0	0	0	0	0	0	0	0	0	0	0	0	0	0	0	0	0	0	0	0	0	1	35	25 to 35	100.0	1	100.0	
04/05/2022	03:00	0	0	0	0	3	0	1	0	0	0	0	0	0	0	0	0	0	0	0	0	0	0	0	0	0	0	0	0	0	0	0	0	0	0	0	0	0	0	4	30	30 to 40	100.0	1	25.0	
04/05/2022	04:00	0	0	0	0	0	7	2	0	1	0	0	0	0	0	0	0	0	0	0	0	0	0	0	0	0	0	0	0	0	0	0	0	0	0	0	0	0	0	10	37.5	30 to 40	90.0	10	100.0	
04/05/2022	05:00	0	0	0	1	5	6	2	6	2	0	0	0	0	0	0	0	0	0	0	0	0	0	0	0	0	0	0	0	0	0	0	0	0	0	0	0	0	0	22	44.2	35 to 45	63.6	16	72.7	
04/05/2022	06:00	0	0	2	5	30	28	20	9	4	0	0	0	0	0	0	0	0	0	0	0	0	0	0	0	0	0	0	0	0	0	0	0	0	0	0	0	0	0	98	39.5	30 to 40	79.6	61	62.2	
04/05/2022	07:00	0	0	1	4	19	90	81	37	4	2	0	0	0	0	0	0	0	0	0	0	0	0	0	0	0	0	0	0	0	0	0	0	0	0	0	0	0	0	238	35.9	30 to 40	87.4	124	52.1	
04/05/2022	08:00	0	0	6	26	97	93	26	7	2	0	0	0	0	0	0	0	0	0	0	0	0	0	0	0	0	0	0	0	0	0	0	0	0	0	0	0	0	0	257	34.8	25 to 35	84.0	128	49.8	
04/05/2022	09:00	0	0	6	36	108	90	30	5	1	1	0	0	0	0	0	0	0	0	0	0	0	0	0	0	0	0	0	0	0	0	0	0	0	0	0	0	0	0	277	34.7	25 to 35	84.5	127	45.8	
04/05/2022	10:00	0	0	5	33	98	99	29	7	1	0	0	0	0	0	0	0	0	0	0	0	0	0	0	0	0	0	0	0	0	0	0	0	0	0	0	0	0	0	272	34.8	25 to 35	84.6	136	50.0	
04/05/2022	11:00	0	0	3	3	32	100	107	41	6	3	0	0	0	0	0	0	0	0	0	0	0	0	0	0	0	0	0	0	0	0	0	0	0	0	0	0	0	0	295	35.7	30 to 40	84.1	157	53.2	
04/05/2022	12:00	0	0	3	21	110	117	37	9	0	0	0	0	0	0	0	0	0	0	0	0	0	0	0	0	0	0	0	0	0	0	0	0	0	0	0	0	0	0	297	35.1	30 to 40	88.9	163	54.9	
04/05/2022	13:00	0	0	1	4	22	106	114	34	7	1	0	0	0	0	0	0	0	0	0	0	0	0	0	0	0	0	0	0	0	0	0	0	0	0	0	0	0	0	289	35	30 to 40	87.9	156	54.0	
04/05/2022	14:00	0	1	2	4	40	119	92	37	10	2	0	0	0	0	0	0	0	0	0	0	0	0	0	0	0	0	0	0	0	0	0	0	0	0	0	0	0	0	307	35.4	25 to 35	81.8	141	45.9	
04/05/2022	15:00	0	0	5	35	136	119	44	4	0	0	0	0	0	0	0	0	0	0	0	0	0	0	0	0	0	0	0	0	0	0	0	0	0	0	0	0	0	0	343	34.9	30 to 40	87.2	167	48.7	
04/05/2022	16:00	0	0	4	52	140	121	38	14	1	0	0	0	0	0	0	0	0	0	0	0	0	0	0	0	0	0	0	0	0	0	0	0	0	0	0	0	0	0	370	34.9	25 to 35	84.6	174	47.0	
04/05/2022	17:00	0	0	2	15	74	85	51	12	2	0	0	0	0	0	0	0	0	0	0	0	0	0	0	0	0	0	0	0	0	0	0	0	0	0	0	0	0	0	241	37.8	30 to 40	87.1	150	62.2	
04/05/2022	18:00	0	0	1	7	28	48	37	13	3	0	0	0	0	0	0	0	0	0	0	0	0	0	0	0	0	0	0	0	0	0	0	0	0	0	0	0	0	0	137	39.3	30 to 40	82.5	101	73.7	
04/05/2022	19:00	0	0	2	6	36	40	21	13	1	2	0	0	0	0	0	0	0	0	0	0	0	0	0	0	0	0	0	0	0	0	0	0	0	0	0	0	0	0	121	39.5	30 to 40	80.2	77	63.6	
04/05/2022	20:00	0	0	3	2	25	19	8	12	0	0	0	0	0	0	0	0	0	0	0	0	0	0	0	0	0	0	0	0	0	0	0	0	0	0	0	0	0	0	69	40.8	30 to 40	75.4	39	56.5	
04/05/2022	21:00	0	0	0	1	9	9	6	3	0	1	0	0	0	0	0	0	0	0	0	0	0	0	0	0	0	0	0	0	0	0	0	0	0	0	0	0	0	0	29	40	30 to 40	82.8	19	65.5	
04/05/2022	22:00	0	0	0	0	5	5	5	2	3	0	0	0	0	0	0	0	0	0	0	0	0	0	0	0	0	0	0	0	0	0	0	0	0	0	0	0	0	0	20	45	30 to 40	75.0	15	75.0	
04/05/2022	23:00	0	0	0	0	3	1	0	1	0	0	0	0	0	0	0	0	0	0	0	0	0	0	0	0	0	0	0	0	0	0	0	0	0	0	0	0	0	0	5	35	25 to 35	80.0	2	40.0	
24 Hr Summary		0	1	7	54	353	1324	1283	508	144	29	5	0	0	0	0	0	0	0	0	0	0	0	0	0	0	0	0	0	0	0	0	0	0	0	0	0	0	0	3708	36.3	30 to 40	84.0	1969	53.1	

Incoming Histogram

A170 outward to 22 June 2022

from Tue-Mar-15-2022-05-00-PM to Wed-Jun-22-2022-12-59-PM

Date	Starting Hr:min	<5 5 to <10	10 to <15	15 to <20	20 to <25	25 to <30	30 to <35	35 to <40	40 to <45	45 to <50	50 to <55	55 to <60	60 to <65	65 to <70	70 to <75	75 to <80	80 to <85	85 to <90	90 to <95	95 to <100	100 to <105	105 to <110	110 to <115	115 to <120	120 to <125	125 to <130	130 to <135	135 to <140	140 to <145	145 to <150	150 to <155	155 to <160	160 to <165	165 to <170	170 to <175	175 to <180	180 to <185	185 to <190	190 to <195	195 to >200	Total Counts	85pct Speed	10MPH Pace	% in pace	# of Speeders	% Speeders
05/05/2022	00:00	0	0	0	0	2	2	2	1	0	1	0	0	0	0	0	0	0	0	0	0	0	0	0	0	0	0	0	0	0	0	0	0	0	0	0	0	0	0	0	8	45	30 to 40	75.0	6	75.0
05/05/2022	01:00	0	0	0	0	0	0	0	0	1	0	0	0	0	0	0	0	0	0	0	0	0	0	0	0	0	0	0	0	0	0	0	0	0	0	0	0	0	0	0	1	50	40 to 50	100.0	1	100.0
05/05/2022	02:00	0	0	0	0	0	1	1	0	0	0	0	0	0	0	0	0	0	0	0	0	0	0	0	0	0	0	0	0	0	0	0	0	0	0	0	0	0	0	0	2	40	30 to 40	100.0	2	100.0
05/05/2022	03:00	0	0	0	0	1	0	0	0	0	0	0	0	0	0	0	0	0	0	0	0	0	0	0	0	0	0	0	0	0	0	0	0	0	0	0	0	0	0	1	30	20 to 30	100.0	*	*	
05/05/2022	04:00	0	0	0	0	0	2	4	3	2	0	0	0	0	0	0	0	0	0	0	0	0	0	0	0	0	0	0	0	0	0	0	0	0	0	0	0	0	0	0	11	45	35 to 45	81.8	11	100.0
05/05/2022	05:00	0	0	0	1	6	8	4	7	3	0	0	0	0	0	0	0	0	0	0	0	0	0	0	0	0	0	0	0	0	0	0	0	0	0	0	0	0	0	0	29	44.3	35 to 45	65.5	22	75.9
05/05/2022	06:00	0	2	0	6	31	37	23	13	3	2	0	0	0	0	0	0	0	0	0	0	0	0	0	0	0	0	0	0	0	0	0	0	0	0	0	0	0	0	0	117	40	30 to 40	77.8	78	66.7
05/05/2022	07:00	0	0	0	10	85	68	35	9	1	0	0	0	0	0	0	0	0	0	0	0	0	0	0	0	0	0	0	0	0	0	0	0	0	0	0	0	0	0	0	208	37	30 to 40	90.4	113	54.3
05/05/2022	08:00	0	0	4	19	107	101	46	14	1	0	0	0	0	0	0	0	0	0	0	0	0	0	0	0	0	0	0	0	0	0	0	0	0	0	0	0	0	0	0	292	36.8	30 to 40	87.0	162	55.5
05/05/2022	09:00	0	0	3	19	87	105	35	7	1	0	0	0	0	0	0	0	0	0	0	0	0	0	0	0	0	0	0	0	0	0	0	0	0	0	0	0	0	0	0	257	35.6	30 to 40	88.3	148	57.6
05/05/2022	10:00	0	0	1	1	20	104	121	35	10	2	0	0	0	0	0	0	0	0	0	0	0	0	0	0	0	0	0	0	0	0	0	0	0	0	0	0	0	0	0	294	35.4	30 to 40	88.4	168	57.1
05/05/2022	11:00	0	0	1	22	95	82	45	8	2	1	0	0	0	0	0	0	0	0	0	0	0	0	0	0	0	0	0	0	0	0	0	0	0	0	0	0	0	0	0	256	37	30 to 40	86.7	138	53.9
05/05/2022	12:00	0	0	1	6	22	110	93	33	9	0	1	0	0	0	0	0	0	0	0	0	0	0	0	0	0	0	0	0	0	0	0	0	0	0	0	0	0	0	0	275	35.3	30 to 40	85.8	136	49.5
05/05/2022	13:00	0	0	3	30	110	93	38	8	0	0	0	0	0	0	0	0	0	0	0	0	0	0	0	0	0	0	0	0	0	0	0	0	0	0	0	0	0	0	0	282	35.5	30 to 40	85.5	139	49.3
05/05/2022	14:00	0	0	5	34	145	107	34	8	0	0	0	0	0	0	0	0	0	0	0	0	0	0	0	0	0	0	0	0	0	0	0	0	0	0	0	0	0	0	0	333	34.6	25 to 35	85.9	149	44.7
05/05/2022	15:00	0	0	8	32	144	150	39	9	2	0	0	0	0	0	0	0	0	0	0	0	0	0	0	0	0	0	0	0	0	0	0	0	0	0	0	0	0	0	0	384	34.7	30 to 40	86.7	200	52.1
05/05/2022	16:00	0	0	1	6	36	169	154	54	10	0	0	0	0	0	0	0	0	0	0	0	0	0	0	0	0	0	0	0	0	0	0	0	0	0	0	0	0	0	0	430	35	30 to 40	87.7	218	50.7
05/05/2022	17:00	0	0	1	7	33	103	158	46	14	1	0	0	0	0	0	0	0	0	0	0	0	0	0	0	0	0	0	0	0	0	0	0	0	0	0	0	0	0	0	363	35.8	30 to 40	84.6	219	60.3
05/05/2022	18:00	0	0	2	13	66	66	32	3	1	1	1	0	0	0	0	0	0	0	0	0	0	0	0	0	0	0	0	0	0	0	0	0	0	0	0	0	0	0	0	185	36.6	30 to 40	88.6	104	56.2
05/05/2022	19:00	0	0	1	11	32	43	21	10	1	2	0	0	0	0	0	0	0	0	0	0	0	0	0	0	0	0	0	0	0	0	0	0	0	0	0	0	0	0	0	122	38.8	30 to 40	78.7	77	63.1
05/05/2022	20:00	0	0	0	2	27	20	17	9	2	0	0	0	0	0	0	0	0	0	0	0	0	0	0	0	0	0	0	0	0	0	0	0	0	0	0	0	0	0	0	77	39.7	30 to 40	83.1	48	62.3
05/05/2022	21:00	0	0	0	3	5	21	3	5	2	0	0	0	0	0	0	0	0	0	0	0	0	0	0	0	0	0	0	0	0	0	0	0	0	0	0	0	0	0	0	39	41	25 to 35	74.4	31	79.5
05/05/2022	22:00	0	0	0	1	6	10	4	4	1	0	0	0	0	0	0	0	0	0	0	0	0	0	0	0	0	0	0	0	0	0	0	0	0	0	0	0	0	0	0	26	41.2	30 to 40	76.9	19	73.1
05/05/2022	23:00	0	0	0	0	1	5	0	2	0	0	0	0	0	0	0	0	0	0	0	0	0	0	0	0	0	0	0	0	0	0	0	0	0	0	0	0	0	0	0	8	42.5	35 to 45	87.5	7	87.5
24 Hr Summary		0	2	5	47	314	1436	1447	551	163	26	8	1	0	0	0	0	0	0	0	0	0	0	0	0	0	0	0	0	0	0	0	0	0	0	0	0	0	0	0	4000	36.4	30 to 40	85.9	2196	54.9

Incoming Histogram

A170 outward to 22 June 2022

from Tue-Mar-15-2022-05-00-PM to Wed-Jun-22-2022-12-59-PM

Date	Starting Hr:min	<5 5 to <10	10 to <15	15 to <20	20 to <25	25 to <30	30 to <35	35 to <40	40 to <45	45 to <50	50 to <55	55 to <60	60 to <65	65 to <70	70 to <75	75 to <80	80 to <85	85 to <90	90 to <95	95 to <100	100 to <105	105 to <110	110 to <115	115 to <120	120 to <125	125 to <130	130 to <135	135 to <140	140 to <145	145 to <150	150 to <155	155 to <160	160 to <165	165 to <170	170 to <175	175 to <180	180 to <185	185 to <190	190 to <195	195 to >200	Total Counts	85pct Speed	10MPH Pace	% in pace	# of Speeders	% Speeders
06/05/2022	00:00	0	0	0	0	1	0	1	0	0	0	0	0	0	0	0	0	0	0	0	0	0	0	0	0	0	0	0	0	0	0	0	0	0	0	0	0	0	0	0	2	40	30 to 40	100.0	1	50.0
06/05/2022	01:00	0	0	0	0	0	0	0	1	1	0	0	0	0	0	0	0	0	0	0	0	0	0	0	0	0	0	0	0	0	0	0	0	0	0	0	0	0	0	0	2	50	40 to 50	100.0	2	100.0
06/05/2022	02:00	0	0	0	0	1	3	0	1	0	0	0	0	0	0	0	0	0	0	0	0	0	0	0	0	0	0	0	0	0	0	0	0	0	0	0	0	0	0	5	35	25 to 35	80.0	4	80.0	
06/05/2022	03:00	0	0	1	1	2	0	2	0	0	0	0	0	0	0	0	0	0	0	0	0	0	0	0	0	0	0	0	0	0	0	0	0	0	0	0	0	0	0	6	37.5	20 to 30	66.7	2	33.3	
06/05/2022	04:00	0	0	0	0	0	4	1	1	0	0	0	0	0	0	0	0	0	0	0	0	0	0	0	0	0	0	0	0	0	0	0	0	0	0	0	0	0	0	6	40	35 to 45	100.0	6	100.0	
06/05/2022	05:00	0	0	0	0	3	4	10	7	2	1	0	0	0	0	0	0	0	0	0	0	0	0	0	0	0	0	0	0	0	0	0	0	0	0	0	0	0	0	27	44.3	35 to 45	77.8	24	88.9	
06/05/2022	06:00	0	0	0	8	28	24	18	7	3	2	0	0	0	0	0	0	0	0	0	0	0	0	0	0	0	0	0	0	0	0	0	0	0	0	0	0	0	90	39.4	30 to 40	77.8	54	60.0		
06/05/2022	07:00	0	0	0	10	67	72	29	15	3	0	0	0	0	0	0	0	0	0	0	0	0	0	0	0	0	0	0	0	0	0	0	0	0	0	0	0	0	196	38.1	30 to 40	85.7	119	60.7		
06/05/2022	08:00	0	1	5	24	109	97	36	8	2	1	0	0	0	0	0	0	0	0	0	0	0	0	0	0	0	0	0	0	0	0	0	0	0	0	0	0	283	35.7	30 to 40	85.5	144	50.9			
06/05/2022	09:00	0	1	4	26	122	94	40	6	2	0	0	0	0	0	0	0	0	0	0	0	0	0	0	0	0	0	0	0	0	0	0	0	0	0	0	0	295	35.5	30 to 40	86.8	142	48.1			
06/05/2022	10:00	0	0	4	20	101	105	35	17	2	0	0	0	0	0	0	0	0	0	0	0	0	0	0	0	0	0	0	0	0	0	0	0	0	0	0	0	284	36.6	30 to 40	84.9	159	56.0			
06/05/2022	11:00	0	0	2	43	130	130	52	10	2	1	0	0	0	0	0	0	0	0	0	0	0	0	0	0	0	0	0	0	0	0	0	0	0	0	0	0	370	35.9	30 to 40	84.3	195	52.7			
06/05/2022	12:00	0	1	7	37	174	127	47	8	0	0	1	0	0	0	0	0	0	0	0	0	0	0	0	0	0	0	0	0	0	0	0	0	0	0	0	0	402	34.8	30 to 40	86.6	183	45.5			
06/05/2022	13:00	0	1	4	36	132	158	42	11	2	0	0	0	0	0	0	0	0	0	0	0	0	0	0	0	0	0	0	0	0	0	0	0	0	0	0	386	34.9	30 to 40	86.0	213	55.2				
06/05/2022	14:00	0	2	3	39	151	180	52	8	0	0	0	0	0	0	0	0	0	0	0	0	0	0	0	0	0	0	0	0	0	0	0	0	0	0	0	435	34.9	30 to 40	88.0	240	55.2				
06/05/2022	15:00	0	0	4	50	161	200	66	15	3	0	0	0	0	0	0	0	0	0	0	0	0	0	0	0	0	0	0	0	0	0	0	0	0	0	0	499	35.7	30 to 40	85.6	284	56.9				
06/05/2022	16:00	0	0	8	26	124	149	71	13	0	0	0	0	0	0	0	0	0	0	0	0	0	0	0	0	0	0	0	0	0	0	0	0	0	0	0	391	36.8	30 to 40	88.0	233	59.6				
06/05/2022	17:00	0	0	8	23	84	104	52	15	4	0	0	0	0	0	0	0	0	0	0	0	0	0	0	0	0	0	0	0	0	0	0	0	0	0	0	290	37.6	30 to 40	82.8	175	60.3				
06/05/2022	18:00	0	0	0	8	54	73	43	13	1	0	0	0	0	0	0	0	0	0	0	0	0	0	0	0	0	0	0	0	0	0	0	0	0	0	0	192	38.3	30 to 40	88.5	130	67.7				
06/05/2022	19:00	0	0	2	4	35	30	18	11	6	1	0	0	0	0	0	0	0	0	0	0	0	0	0	0	0	0	0	0	0	0	0	0	0	0	0	107	40.9	30 to 40	77.6	66	61.7				
06/05/2022	20:00	0	0	1	3	15	24	16	4	0	3	1	0	0	0	0	0	0	0	0	0	0	0	0	0	0	0	0	0	0	0	0	0	0	0	0	67	39.4	30 to 40	82.1	48	71.6				
06/05/2022	21:00	0	0	0	2	12	13	9	3	0	0	0	0	0	0	0	0	0	0	0	0	0	0	0	0	0	0	0	0	0	0	0	0	0	0	0	39	38.3	30 to 40	87.2	25	64.1				
06/05/2022	22:00	0	0	1	4	13	14	5	2	0	1	0	0	0	0	0	0	0	0	0	0	0	0	0	0	0	0	0	0	0	0	0	0	0	0	0	40	37	30 to 40	80.0	22	55.0				
06/05/2022	23:00	0	0	0	3	6	5	7	0	1	0	0	0	0	0	0	0	0	0	0	0	0	0	0	0	0	0	0	0	0	0	0	0	0	0	0	22	38.6	30 to 40	81.8	13	59.1				
24 Hr Summary		0	2	4	367	1525	1610	652	176	34	10	2	0	0	0	0	0	0	0	0	0	0	0	0	0	0	0	0	0	0	0	0	0	0	0	0	4436	36.6	30 to 40	85.4	2484	56.0				

Incoming Histogram

A170 outward to 22 June 2022

from Tue-Mar-15-2022-05-00-PM to Wed-Jun-22-2022-12-59-PM

Date	Starting Hr:min	<5 to <10	10 to <15	15 to <20	20 to <25	25 to <30	30 to <35	35 to <40	40 to <45	45 to <50	50 to <55	55 to <60	60 to <65	65 to <70	70 to <75	75 to <80	80 to <85	85 to <90	90 to <95	95 to <100	100 to <105	105 to <110	110 to <115	115 to <120	120 to <125	125 to <130	130 to <135	135 to <140	140 to <145	145 to <150	150 to <155	155 to <160	160 to <165	165 to <170	170 to <175	175 to <180	180 to <185	185 to <190	190 to <195	195 to >200	Total Counts	85pct Speed	10MPH Pace	% in pace	# of Speeders	% Speeders
07/05/2022	00:00	0	0	0	0	1	1	0	3	0	0	0	0	0	0	0	0	0	0	0	0	0	0	0	0	0	0	0	0	0	0	0	0	0	0	0	0	0	0	0	5	43.3	35 to 45	80.0	4	80.0
07/05/2022	01:00	0	0	0	0	0	0	1	1	1	0	0	0	0	0	0	0	0	0	0	0	0	0	0	0	0	0	0	0	0	0	0	0	0	0	0	0	0	0	0	3	50	40 to 50	100.0	3	100.0
07/05/2022	02:00	0	0	1	3	5	1	1	0	0	0	0	0	0	0	0	0	0	0	0	0	0	0	0	0	0	0	0	0	0	0	0	0	0	0	0	0	0	0	0	11	30	20 to 30	81.8	2	18.2
07/05/2022	03:00	0	0	0	0	0	0	0	0	1	0	0	0	0	0	0	0	0	0	0	0	0	0	0	0	0	0	0	0	0	0	0	0	0	0	0	0	0	0	0	1	50	40 to 50	100.0	1	100.0
07/05/2022	04:00	0	0	0	0	0	2	3	3	1	0	0	0	0	0	0	0	0	0	0	0	0	0	0	0	0	0	0	0	0	0	0	0	0	0	0	0	0	0	0	9	45	35 to 45	88.9	9	100.0
07/05/2022	05:00	0	0	0	0	0	6	7	3	1	1	1	0	0	0	0	0	0	0	0	0	0	0	0	0	0	0	0	0	0	0	0	0	0	0	0	0	0	0	0	19	45	35 to 45	84.2	19	100.0
07/05/2022	06:00	0	0	0	2	12	10	8	3	1	0	0	0	0	0	0	0	0	0	0	0	0	0	0	0	0	0	0	0	0	0	0	0	0	0	0	0	0	0	0	36	39.4	30 to 40	83.3	22	61.1
07/05/2022	07:00	0	0	1	7	35	35	20	10	2	2	0	0	0	0	0	0	0	0	0	0	0	0	0	0	0	0	0	0	0	0	0	0	0	0	0	0	0	0	0	112	39.2	30 to 40	80.4	69	61.6
07/05/2022	08:00	0	2	4	11	51	73	28	8	3	0	0	0	0	0	0	0	0	0	0	0	0	0	0	0	0	0	0	0	0	0	0	0	0	0	0	0	0	0	180	37.1	30 to 40	84.4	112	62.2	
07/05/2022	09:00	0	1	2	36	110	93	46	19	2	1	0	0	0	0	0	0	0	0	0	0	0	0	0	0	0	0	0	0	0	0	0	0	0	0	0	0	0	0	310	37.4	30 to 40	80.3	161	51.9	
07/05/2022	10:00	0	2	3	32	110	105	56	21	0	0	0	0	0	0	0	0	0	0	0	0	0	0	0	0	0	0	0	0	0	0	0	0	0	0	0	0	0	0	329	37.5	30 to 40	82.4	182	55.3	
07/05/2022	11:00	0	1	8	27	139	141	60	22	3	0	0	0	0	0	0	0	0	0	0	0	0	0	0	0	0	0	0	0	0	0	0	0	0	0	0	0	0	0	401	37.1	30 to 40	84.8	226	56.4	
07/05/2022	12:00	0	0	2	25	118	114	55	17	3	0	0	0	0	0	0	0	0	0	0	0	0	0	0	0	0	0	0	0	0	0	0	0	0	0	0	0	0	0	334	37.3	30 to 40	85.9	189	56.6	
07/05/2022	13:00	0	0	6	33	131	125	65	5	0	1	0	0	0	0	0	0	0	0	0	0	0	0	0	0	0	0	0	0	0	0	0	0	0	0	0	0	0	0	366	36.2	30 to 40	87.7	196	53.6	
07/05/2022	14:00	0	1	8	25	118	110	47	9	1	0	0	0	0	0	0	0	0	0	0	0	0	0	0	0	0	0	0	0	0	0	0	0	0	0	0	0	0	0	319	36	30 to 40	86.2	167	52.4	
07/05/2022	15:00	0	1	3	27	114	129	58	7	1	0	0	0	0	0	0	0	0	0	0	0	0	0	0	0	0	0	0	0	0	0	0	0	0	0	0	0	0	0	340	36.3	30 to 40	88.5	195	57.4	
07/05/2022	16:00	0	4	5	35	99	104	41	9	3	0	0	0	0	0	0	0	0	0	0	0	0	0	0	0	0	0	0	0	0	0	0	0	0	0	0	0	0	0	300	36	30 to 40	81.3	157	52.3	
07/05/2022	17:00	0	0	0	14	79	86	25	11	0	0	0	0	0	0	0	0	0	0	0	0	0	0	0	0	0	0	0	0	0	0	0	0	0	0	0	0	0	0	215	35.8	30 to 40	88.4	122	56.7	
07/05/2022	18:00	0	0	1	12	54	37	28	8	3	1	0	0	0	0	0	0	0	0	0	0	0	0	0	0	0	0	0	0	0	0	0	0	0	0	0	0	0	0	144	38.2	30 to 40	82.6	77	53.5	
07/05/2022	19:00	0	0	3	8	35	36	17	6	0	0	0	0	0	0	0	0	0	0	0	0	0	0	0	0	0	0	0	0	0	0	0	0	0	0	0	0	0	0	105	37.1	30 to 40	83.8	59	56.2	
07/05/2022	20:00	0	0	2	7	27	30	16	3	1	0	0	0	0	0	0	0	0	0	0	0	0	0	0	0	0	0	0	0	0	0	0	0	0	0	0	0	0	0	86	37.2	30 to 40	84.9	50	58.1	
07/05/2022	21:00	0	0	1	2	19	15	14	1	2	0	0	0	0	0	0	0	0	0	0	0	0	0	0	0	0	0	0	0	0	0	0	0	0	0	0	0	0	0	54	38.2	30 to 40	88.9	32	59.3	
07/05/2022	22:00	0	0	0	3	7	14	4	2	3	0	0	0	0	0	0	0	0	0	0	0	0	0	0	0	0	0	0	0	0	0	0	0	0	0	0	0	0	0	33	40	30 to 40	75.8	23	69.7	
07/05/2022	23:00	0	0	0	2	4	9	5	4	0	0	0	0	0	0	0	0	0	0	0	0	0	0	0	0	0	0	0	0	0	0	0	0	0	0	0	0	0	0	24	40	30 to 40	75.0	18	75.0	
24 Hr Summary		0	12	50	311	1268	1276	605	175	32	6	1	0	0	0	0	0	0	0	0	0	0	0	0	0	0	0	0	0	0	0	0	0	0	0	0	0	0	0	3736	37.1	30 to 40	84.3	2095	56.1	

Incoming Histogram

A170 outward to 22 June 2022

from Tue-Mar-15-2022-05-00-PM to Wed-Jun-22-2022-12-59-PM

Date	Starting Hr:min	<5 5 to <10	10 to <15	15 to <20	20 to <25	25 to <30	30 to <35	35 to <40	40 to <45	45 to <50	50 to <55	55 to <60	60 to <65	65 to <70	70 to <75	75 to <80	80 to <85	85 to <90	90 to <95	95 to <100	100 to <105	105 to <110	110 to <115	115 to <120	120 to <125	125 to <130	130 to <135	135 to <140	140 to <145	145 to <150	150 to <155	155 to <160	160 to <165	165 to <170	170 to <175	175 to <180	180 to <185	185 to <190	190 to <195	195 to >200	Total Counts	85pct Speed	10MPH Pace	% in pace	# of Speeders	% Speeders
08/05/2022	00:00	0	0	0	3	4	2	3	0	0	0	0	0	0	0	0	0	0	0	0	0	0	0	0	0	0	0	0	0	0	0	0	0	0	0	0	0	0	0	0	12	36.7	25 to 35	75.0	5	41.7
08/05/2022	01:00	0	0	0	0	0	1	1	0	1	1	0	0	0	0	0	0	0	0	0	0	0	0	0	0	0	0	0	0	0	0	0	0	0	0	0	0	0	0	0	4	50	30 to 40	50.0	4	100.0
08/05/2022	02:00	0	0	0	1	1	1	1	0	0	0	0	0	0	0	0	0	0	0	0	0	0	0	0	0	0	0	0	0	0	0	0	0	0	0	0	0	0	0	4	35	25 to 35	75.0	2	50.0	
08/05/2022	03:00	0	0	0	0	1	0	0	0	0	0	0	0	0	0	0	0	0	0	0	0	0	0	0	0	0	0	0	0	0	0	0	0	0	0	0	0	0	0	1	30	20 to 30	100.0	*	*	
08/05/2022	04:00	0	0	0	0	0	0	2	0	0	1	0	0	0	0	0	0	0	0	0	0	0	0	0	0	0	0	0	0	0	0	0	0	0	0	0	0	0	0	3	55	30 to 40	66.7	3	100.0	
08/05/2022	05:00	0	0	0	2	0	3	1	2	1	0	0	0	0	0	0	0	0	0	0	0	0	0	0	0	0	0	0	0	0	0	0	0	0	0	0	0	0	0	9	45	35 to 45	66.7	7	77.8	
08/05/2022	06:00	0	0	0	0	3	11	7	3	1	0	1	0	0	0	0	0	0	0	0	0	0	0	0	0	0	0	0	0	0	0	0	0	0	0	0	0	0	0	26	41.7	30 to 40	80.8	23	88.5	
08/05/2022	07:00	0	0	1	1	18	24	12	4	2	0	0	0	0	0	0	0	0	0	0	0	0	0	0	0	0	0	0	0	0	0	0	0	0	0	0	0	0	0	62	38.8	30 to 40	87.1	42	67.7	
08/05/2022	08:00	0	0	2	8	38	46	23	7	1	0	0	0	0	0	0	0	0	0	0	0	0	0	0	0	0	0	0	0	0	0	0	0	0	0	0	0	0	125	37.6	30 to 40	85.6	77	61.6		
08/05/2022	09:00	0	0	2	5	19	90	39	9	2	0	0	0	0	0	0	0	0	0	0	0	0	0	0	0	0	0	0	0	0	0	0	0	0	0	0	0	0	257	36.4	30 to 40	85.6	140	54.5		
08/05/2022	10:00	0	0	3	26	106	117	52	11	5	0	0	0	0	0	0	0	0	0	0	0	0	0	0	0	0	0	0	0	0	0	0	0	0	0	0	0	0	320	36.9	30 to 40	85.9	185	57.8		
08/05/2022	11:00	0	1	1	4	19	135	120	71	11	2	0	0	0	0	0	0	0	0	0	0	0	0	0	0	0	0	0	0	0	0	0	0	0	0	0	0	0	364	37	30 to 40	89.6	204	56.0		
08/05/2022	12:00	0	0	1	8	36	117	124	68	14	1	0	0	0	0	0	0	0	0	0	0	0	0	0	0	0	0	0	0	0	0	0	0	0	0	0	0	0	369	37.1	30 to 40	83.7	207	56.1		
08/05/2022	13:00	0	0	1	2	27	123	104	50	6	2	1	0	0	0	0	0	0	0	0	0	0	0	0	0	0	0	0	0	0	0	0	0	0	0	0	0	0	316	36.2	30 to 40	87.7	163	51.6		
08/05/2022	14:00	0	0	0	2	17	119	136	51	6	1	0	0	0	0	0	0	0	0	0	0	0	0	0	0	0	0	0	0	0	0	0	0	0	0	0	0	0	332	35.8	30 to 40	92.2	194	58.4		
08/05/2022	15:00	0	1	2	2	35	118	131	53	5	0	0	0	0	0	0	0	0	0	0	0	0	0	0	0	0	0	0	0	0	0	0	0	0	0	0	0	0	347	35.6	30 to 40	87.0	189	54.5		
08/05/2022	16:00	0	1	0	2	19	96	79	45	17	0	0	0	0	0	0	0	0	0	0	0	0	0	0	0	0	0	0	0	0	0	0	0	0	0	0	0	0	259	37.6	30 to 40	84.9	141	54.4		
08/05/2022	17:00	0	0	0	1	13	48	68	37	5	3	0	0	0	0	0	0	0	0	0	0	0	0	0	0	0	0	0	0	0	0	0	0	0	0	0	0	0	175	37.6	30 to 40	87.4	113	64.6		
08/05/2022	18:00	0	0	0	0	8	40	48	23	11	0	0	0	0	0	0	0	0	0	0	0	0	0	0	0	0	0	0	0	0	0	0	0	0	0	0	0	0	132	38.5	30 to 40	84.1	84	63.6		
08/05/2022	19:00	0	0	0	0	9	25	28	26	8	5	0	0	0	0	0	0	0	0	0	0	0	0	0	0	0	0	0	0	0	0	0	0	0	0	0	0	0	101	39.6	30 to 40	78.2	67	66.3		
08/05/2022	20:00	0	0	0	0	3	20	18	8	3	1	1	0	0	0	0	0	0	0	0	0	0	0	0	0	0	0	0	0	0	0	0	0	0	0	0	0	0	54	38.1	30 to 40	85.2	31	57.4		
08/05/2022	21:00	0	0	0	0	3	8	8	5	5	0	1	0	0	0	0	0	0	0	0	0	0	0	0	0	0	0	0	0	0	0	0	0	0	0	0	0	0	30	42	30 to 40	70.0	19	63.3		
08/05/2022	22:00	0	0	0	1	1	3	7	4	3	2	1	0	0	0	0	0	0	0	0	0	0	0	0	0	0	0	0	0	0	0	0	0	0	0	0	0	0	22	45	30 to 40	63.6	17	77.3		
08/05/2022	23:00	0	0	0	1	1	4	0	1	0	0	0	0	0	0	0	0	0	0	0	0	0	0	0	0	0	0	0	0	0	0	0	0	0	0	0	0	0	7	30	20 to 30	85.7	1	14.3		
24 Hr Summary		0	3	8	33	251	1118	1166	583	130	32	6	1	0	0	0	0	0	0	0	0	0	0	0	0	0	0	0	0	0	0	0	0	0	0	0	0	0	3331	37.2	30 to 40	86.1	1918	57.6		

Incoming Histogram

A170 outward to 22 June 2022

from Tue-Mar-15-2022-05-00-PM to Wed-Jun-22-2022-12-59-PM

Date	Starting Hr:min	<5 5 to <10	10 to <15	15 to <20	20 to <25	25 to <30	30 to <35	35 to <40	40 to <45	45 to <50	50 to <55	55 to <60	60 to <65	65 to <70	70 to <75	75 to <80	80 to <85	85 to <90	90 to <95	95 to <100	100 to <105	105 to <110	110 to <115	115 to <120	120 to <125	125 to <130	130 to <135	135 to <140	140 to <145	145 to <150	150 to <155	155 to <160	160 to <165	165 to <170	170 to <175	175 to <180	180 to <185	185 to <190	190 to <195	195 to >200	Total Counts	85pct Speed	10MPH Pace	% in pace	# of Speeders	% Speeders
09/05/2022	00:00	0	0	0	0	1	2	1	0	1	1	0	0	0	0	0	0	0	0	0	0	0	0	0	0	0	0	0	0	0	0	0	0	0	0	0	0	0	0	0	6	50	30 to 40	66.7	5	83.3
09/05/2022	01:00	0	0	0	0	0	1	0	1	0	0	0	1	0	0	0	0	0	0	0	0	0	0	0	0	0	0	0	0	0	0	0	0	0	0	0	0	0	0	0	3	65	35 to 45	66.7	3	100.0
09/05/2022	02:00	0	0	0	0	0	0	1	0	0	0	0	0	0	0	0	0	0	0	0	0	0	0	0	0	0	0	0	0	0	0	0	0	0	0	0	0	0	0	0	1	40	30 to 40	100.0	1	100.0
09/05/2022	03:00	0	0	0	1	1	0	0	0	0	0	0	0	0	0	0	0	0	0	0	0	0	0	0	0	0	0	0	0	0	0	0	0	0	0	0	0	0	0	0	2	30	20 to 30	100.0	*	*
09/05/2022	04:00	0	0	0	0	1	5	3	1	1	0	0	0	0	0	0	0	0	0	0	0	0	0	0	0	0	0	0	0	0	0	0	0	0	0	0	0	0	0	0	11	40	30 to 40	81.8	10	90.9
09/05/2022	05:00	0	0	0	4	13	10	9	7	4	0	0	0	0	0	0	0	0	0	0	0	0	0	0	0	0	0	0	0	0	0	0	0	0	0	0	0	0	0	0	47	42.9	30 to 40	68.1	30	63.8
09/05/2022	06:00	0	0	0	4	31	32	29	6	4	2	0	0	0	0	0	0	0	0	0	0	0	0	0	0	0	0	0	0	0	0	0	0	0	0	0	0	0	0	0	108	39.3	30 to 40	85.2	73	67.6
09/05/2022	07:00	0	0	0	17	93	82	32	10	2	0	0	0	0	0	0	0	0	0	0	0	0	0	0	0	0	0	0	0	0	0	0	0	0	0	0	0	0	0	0	236	36.4	30 to 40	87.7	126	53.4
09/05/2022	08:00	0	1	1	29	111	93	33	16	2	0	0	0	0	0	0	0	0	0	0	0	0	0	0	0	0	0	0	0	0	0	0	0	0	0	0	0	0	0	0	288	36.2	30 to 40	82.3	144	50.0
09/05/2022	09:00	0	0	7	22	98	91	30	10	1	0	0	0	0	0	0	0	0	0	0	0	0	0	0	0	0	0	0	0	0	0	0	0	0	0	0	0	0	0	0	259	35.3	30 to 40	84.6	132	51.0
09/05/2022	10:00	0	0	3	23	108	83	45	9	1	1	1	0	0	0	0	0	0	0	0	0	0	0	0	0	0	0	0	0	0	0	0	0	0	0	0	0	0	0	0	274	36.8	30 to 40	86.1	140	51.1
09/05/2022	11:00	0	0	1	26	103	111	36	17	0	0	0	0	0	0	0	0	0	0	0	0	0	0	0	0	0	0	0	0	0	0	0	0	0	0	0	0	0	0	0	294	36.2	30 to 40	85.0	164	55.8
09/05/2022	12:00	0	0	3	27	115	110	38	4	1	1	0	0	0	0	0	0	0	0	0	0	0	0	0	0	0	0	0	0	0	0	0	0	0	0	0	0	0	0	0	299	35	30 to 40	88.0	154	51.5
09/05/2022	13:00	0	1	1	29	135	117	29	9	1	0	0	0	0	0	0	0	0	0	0	0	0	0	0	0	0	0	0	0	0	0	0	0	0	0	0	0	0	0	0	323	34.6	25 to 35	87.0	156	48.3
09/05/2022	14:00	0	1	2	41	124	118	51	9	0	0	0	0	0	0	0	0	0	0	0	0	0	0	0	0	0	0	0	0	0	0	0	0	0	0	0	0	0	0	0	349	35.8	30 to 40	84.0	178	51.0
09/05/2022	15:00	0	0	6	29	128	111	37	13	1	0	0	0	0	0	0	0	0	0	0	0	0	0	0	0	0	0	0	0	0	0	0	0	0	0	0	0	0	0	0	325	35.3	30 to 40	84.9	162	49.8
09/05/2022	16:00	0	0	3	29	143	151	52	9	2	0	0	0	0	0	0	0	0	0	0	0	0	0	0	0	0	0	0	0	0	0	0	0	0	0	0	0	0	0	0	389	35.5	30 to 40	88.9	214	55.0
09/05/2022	17:00	0	0	5	19	92	83	58	17	1	0	0	0	0	0	0	0	0	0	0	0	0	0	0	0	0	0	0	0	0	0	0	0	0	0	0	0	0	0	0	275	38	30 to 40	84.7	159	57.8
09/05/2022	18:00	0	0	0	9	40	59	23	8	1	0	0	0	0	0	0	0	0	0	0	0	0	0	0	0	0	0	0	0	0	0	0	0	0	0	0	0	0	0	0	140	37.4	30 to 40	87.1	91	65.0
09/05/2022	19:00	0	0	2	2	29	38	22	14	2	1	0	0	1	0	0	0	0	0	0	0	0	0	0	0	0	0	0	0	0	0	0	0	0	0	0	0	0	0	0	111	40.4	30 to 40	80.2	78	70.3
09/05/2022	20:00	0	0	1	7	37	26	15	6	1	0	1	0	0	0	0	0	0	0	0	0	0	0	0	0	0	0	0	0	0	0	0	0	0	0	0	0	0	0	0	94	38	30 to 40	83.0	49	52.1
09/05/2022	21:00	0	0	1	6	16	9	7	5	1	0	0	0	0	0	0	0	0	0	0	0	0	0	0	0	0	0	0	0	0	0	0	0	0	0	0	0	0	0	0	45	39.3	30 to 40	71.1	22	48.9
09/05/2022	22:00	0	0	0	0	1	2	2	1	0	0	0	0	0	0	0	0	0	0	0	0	0	0	0	0	0	0	0	0	0	0	0	0	0	0	0	0	0	0	0	6	40	30 to 40	83.3	5	83.3
09/05/2022	23:00	0	0	0	0	2	2	1	1	0	0	0	0	0	0	0	0	0	0	0	0	0	0	0	0	0	0	0	0	0	0	0	0	0	0	0	0	0	0	0	6	40	30 to 40	83.3	4	66.7
24 Hr Summary		0	3	4	38	324	1422	1336	554	173	27	6	2	1	1	0	0	0	0	0	0	0	0	0	0	0	0	0	0	0	0	0	0	0	0	0	0	0	0	0	3891	36.6	30 to 40	85.1	2100	54.0

Incoming Histogram

A170 outward to 22 June 2022

from Tue-Mar-15-2022-05-00-PM to Wed-Jun-22-2022-12-59-PM

Date	Starting Hr:min	<5	5 to <10	10 to <15	15 to <20	20 to <25	25 to <30	30 to <35	35 to <40	40 to <45	45 to <50	50 to <55	55 to <60	60 to <65	65 to <70	70 to <75	75 to <80	80 to <85	85 to <90	90 to <95	95 to <100	100 to <105	105 to <110	110 to <115	115 to <120	120 to <125	125 to <130	130 to <135	135 to <140	140 to <145	145 to <150	150 to <155	155 to <160	160 to <165	165 to <170	170 to <175	175 to <180	180 to <185	185 to <190	190 to <195	195 to >200	Total Counts	85pct Speed	10MPH Pace	% in pace	# of Speeders	% Speeders
11/05/2022	00:00	0	0	0	0	0	1	2	0	0	0	0	0	0	0	0	0	0	0	0	0	0	0	0	0	0	0	0	0	0	0	0	0	0	0	0	0	0	0	0	3	40	30 to 40	100.0	3	100.0	
11/05/2022	01:00	0	0	0	0	0	0	0	0	0	1	0	0	0	0	0	0	0	0	0	0	0	0	0	0	0	0	0	0	0	0	0	0	0	0	0	0	0	0	0	1	55	45 to 55	100.0	1	100.0	
11/05/2022	02:00	0	0	0	0	0	1	0	0	0	0	0	0	0	0	0	0	0	0	0	0	0	0	0	0	0	0	0	0	0	0	0	0	0	0	0	0	0	0	1	35	25 to 35	100.0	1	100.0		
11/05/2022	03:00	0	0	0	1	2	1	0	0	1	0	0	0	0	0	0	0	0	0	0	0	0	0	0	0	0	0	0	0	0	0	0	0	0	0	0	0	0	0	5	35	25 to 35	80.0	2	40.0		
11/05/2022	04:00	0	0	0	0	2	4	7	0	1	0	0	0	0	0	0	0	0	0	0	0	0	0	0	0	0	0	0	0	0	0	0	0	0	0	0	0	0	0	14	39.3	30 to 40	92.9	12	85.7		
11/05/2022	05:00	0	0	0	0	2	7	5	4	3	0	0	0	0	0	0	0	0	0	0	0	0	0	0	0	0	0	0	0	0	0	0	0	0	0	0	0	0	0	21	45	35 to 45	76.2	19	90.5		
11/05/2022	06:00	0	0	0	4	18	40	28	5	4	2	0	0	0	0	0	0	0	0	0	0	0	0	0	0	0	0	0	0	0	0	0	0	0	0	0	0	0	0	101	39.3	30 to 40	85.1	79	78.2		
11/05/2022	07:00	0	0	6	37	85	61	31	10	3	1	0	0	0	0	0	0	0	0	0	0	0	0	0	0	0	0	0	0	0	0	0	0	0	0	0	0	0	234	36.6	25 to 35	78.2	106	45.3			
11/05/2022	08:00	0	0	5	41	98	92	44	7	0	0	0	0	0	0	0	0	0	0	0	0	0	0	0	0	0	0	0	0	0	0	0	0	0	0	0	0	0	287	35.9	30 to 40	81.5	143	49.8			
11/05/2022	09:00	0	0	1	25	101	88	39	9	1	0	0	0	0	0	0	0	0	0	0	0	0	0	0	0	0	0	0	0	0	0	0	0	0	0	0	0	0	264	36.2	30 to 40	86.4	137	51.9			
11/05/2022	10:00	0	0	5	24	89	92	40	4	4	1	0	0	0	0	0	0	0	0	0	0	0	0	0	0	0	0	0	0	0	0	0	0	0	0	0	0	0	259	36.2	30 to 40	85.3	141	54.4			
11/05/2022	11:00	0	0	2	22	128	104	38	11	2	1	1	0	0	0	0	0	0	0	0	0	0	0	0	0	0	0	0	0	0	0	0	0	0	0	0	0	0	309	35.9	30 to 40	87.4	157	50.8			
11/05/2022	12:00	0	0	1	3	19	80	101	38	9	0	0	0	0	0	0	0	0	0	0	0	0	0	0	0	0	0	0	0	0	0	0	0	0	0	0	0	0	251	36.2	30 to 40	87.3	148	59.0			
11/05/2022	13:00	0	0	1	1	25	97	125	45	7	1	0	0	0	0	0	0	0	0	0	0	0	0	0	0	0	0	0	0	0	0	0	0	0	0	0	0	0	302	35.9	30 to 40	88.4	178	58.9			
11/05/2022	14:00	0	0	1	5	30	139	117	43	8	2	0	0	0	0	0	0	0	0	0	0	0	0	0	0	0	0	0	0	0	0	0	0	0	0	0	0	0	345	35.1	30 to 40	86.7	170	49.3			
11/05/2022	15:00	0	0	1	8	34	138	135	50	3	0	0	0	0	0	0	0	0	0	0	0	0	0	0	0	0	0	0	0	0	0	0	0	0	0	0	0	0	369	34.9	30 to 40	87.5	188	50.9			
11/05/2022	16:00	0	0	0	8	54	158	145	54	9	2	0	0	0	0	0	0	0	0	0	0	0	0	0	0	0	0	0	0	0	0	0	0	0	0	0	0	0	430	35.1	25 to 35	83.0	210	48.8			
11/05/2022	17:00	0	0	0	5	16	86	108	49	19	0	1	0	0	0	0	0	0	0	0	0	0	0	0	0	0	0	0	0	0	0	0	0	0	0	0	0	0	284	37.7	30 to 40	85.6	177	62.3			
11/05/2022	18:00	0	0	0	3	13	49	51	22	16	4	1	0	0	0	0	0	0	0	0	0	0	0	0	0	0	0	0	0	0	0	0	0	0	0	0	0	0	159	39.3	30 to 40	76.7	94	59.1			
11/05/2022	19:00	0	0	0	2	9	33	40	23	7	4	0	0	0	0	0	0	0	0	0	0	0	0	0	0	0	0	0	0	0	0	0	0	0	0	0	0	0	118	38.5	30 to 40	81.4	74	62.7			
11/05/2022	20:00	0	0	0	4	36	29	10	6	1	0	0	0	0	0	0	0	0	0	0	0	0	0	0	0	0	0	0	0	0	0	0	0	0	0	0	0	0	86	37	30 to 40	87.2	46	53.5			
11/05/2022	21:00	0	0	0	3	13	10	11	2	0	0	0	0	0	0	0	0	0	0	0	0	0	0	0	0	0	0	0	0	0	0	0	0	0	0	0	0	39	38.2	30 to 40	87.2	23	59.0				
11/05/2022	22:00	0	0	0	2	10	11	6	1	0	1	0	0	0	0	0	0	0	0	0	0	0	0	0	0	0	0	0	0	0	0	0	0	0	0	0	0	0	31	37.5	30 to 40	87.1	19	61.3			
11/05/2022	23:00	0	0	0	0	2	1	6	0	0	0	0	0	0	0	0	0	0	0	0	0	0	0	0	0	0	0	0	0	0	0	0	0	0	0	0	0	0	9	39.2	30 to 40	100.0	7	77.8			
24 Hr Summary		0	0	4	54	363	1366	1364	591	137	33	9	1	0	0	0	0	0	0	0	0	0	0	0	0	0	0	0	0	0	0	0	0	0	0	0	0	0	3922	36.5	30 to 40	84.7	2135	54.4			

Incoming Histogram

A170 outward to 22 June 2022

from Tue-Mar-15-2022-05-00-PM to Wed-Jun-22-2022-12-59-PM

Date	Starting Hr:min	<5 5 to <10	10 to <15	15 to <20	20 to <25	25 to <30	30 to <35	35 to <40	40 to <45	45 to <50	50 to <55	55 to <60	60 to <65	65 to <70	70 to <75	75 to <80	80 to <85	85 to <90	90 to <95	95 to <100	100 to <105	105 to <110	110 to <115	115 to <120	120 to <125	125 to <130	130 to <135	135 to <140	140 to <145	145 to <150	150 to <155	155 to <160	160 to <165	165 to <170	170 to <175	175 to <180	180 to <185	185 to <190	190 to <195	195 to >200	Total Counts	85pct Speed	10MPH Pace	% in pace	# of Speeders	% Speeders
12/05/2022	00:00	0	0	0	0	0	1	0	0	1	0	0	0	0	0	0	0	0	0	0	0	0	0	0	0	0	0	0	0	0	0	0	0	0	0	0	0	0	0	0	2	50	25 to 35	50.0	2	100.0
12/05/2022	01:00	0	0	0	0	0	0	0	0	1	0	0	0	0	0	0	0	0	0	0	0	0	0	0	0	0	0	0	0	0	0	0	0	0	0	0	0	0	0	0	1	50	40 to 50	100.0	1	100.0
12/05/2022	02:00	0	0	0	0	0	0	1	1	0	0	0	0	0	0	0	0	0	0	0	0	0	0	0	0	0	0	0	0	0	0	0	0	0	0	0	0	0	0	2	45	35 to 45	100.0	2	100.0	
12/05/2022	03:00	0	0	0	0	1	1	2	0	0	0	0	0	0	0	0	0	0	0	0	0	0	0	0	0	0	0	0	0	0	0	0	0	0	0	0	0	0	0	4	37.5	30 to 40	100.0	3	75.0	
12/05/2022	04:00	0	0	0	0	0	2	3	1	1	1	0	0	0	0	0	0	0	0	0	0	0	0	0	0	0	0	0	0	0	0	0	0	0	0	0	0	0	0	8	50	35 to 45	75.0	8	100.0	
12/05/2022	05:00	0	0	0	1	6	6	7	4	2	1	0	0	0	0	0	0	0	0	0	0	0	0	0	0	0	0	0	0	0	0	0	0	0	0	0	0	0	27	43.8	30 to 40	70.4	20	74.1		
12/05/2022	06:00	0	0	1	6	29	33	24	13	4	1	0	0	0	0	0	0	0	0	0	0	0	0	0	0	0	0	0	0	0	0	0	0	0	0	0	0	0	111	40.4	30 to 40	77.5	75	67.6		
12/05/2022	07:00	0	0	1	20	79	97	39	8	2	0	0	0	0	0	0	0	0	0	0	0	0	0	0	0	0	0	0	0	0	0	0	0	0	0	0	0	0	246	36.5	30 to 40	87.4	146	59.3		
12/05/2022	08:00	0	1	5	48	116	102	48	8	2	1	0	0	0	0	0	0	0	0	0	0	0	0	0	0	0	0	0	0	0	0	0	0	0	0	0	0	331	35.9	25 to 35	80.4	161	48.6			
12/05/2022	09:00	0	0	2	30	136	88	42	6	1	0	0	0	0	0	0	0	0	0	0	0	0	0	0	0	0	0	0	0	0	0	0	0	0	0	0	0	305	35.4	30 to 40	87.2	137	44.9			
12/05/2022	10:00	0	0	1	17	124	116	40	7	1	0	0	0	0	0	0	0	0	0	0	0	0	0	0	0	0	0	0	0	0	0	0	0	0	0	0	0	308	35.2	30 to 40	90.9	164	53.2			
12/05/2022	11:00	0	0	2	4	23	112	93	40	8	1	0	0	0	0	0	0	0	0	0	0	0	0	0	0	0	0	0	0	0	0	0	0	0	0	0	0	283	35.9	30 to 40	86.6	142	50.2			
12/05/2022	12:00	0	1	1	4	26	104	87	35	4	0	0	0	0	0	0	0	0	0	0	0	0	0	0	0	0	0	0	0	0	0	0	0	0	0	0	0	262	35	30 to 40	86.3	126	48.1			
12/05/2022	13:00	0	0	3	32	101	118	41	11	3	0	0	0	0	0	0	0	0	0	0	0	0	0	0	0	0	0	0	0	0	0	0	0	0	0	0	0	309	36.1	30 to 40	84.1	173	56.0			
12/05/2022	14:00	0	0	1	5	39	140	126	34	8	1	0	0	0	0	0	0	0	0	0	0	0	0	0	0	0	0	0	0	0	0	0	0	0	0	0	0	354	34.6	25 to 35	86.2	169	47.7			
12/05/2022	15:00	0	0	1	3	42	154	132	50	9	2	1	0	0	0	0	0	0	0	0	0	0	0	0	0	0	0	0	0	0	0	0	0	0	0	0	0	394	35.3	30 to 40	85.3	194	49.2			
12/05/2022	16:00	0	0	8	41	169	134	55	5	3	0	0	0	0	0	0	0	0	0	0	0	0	0	0	0	0	0	0	0	0	0	0	0	0	0	0	0	415	35.1	30 to 40	86.3	197	47.5			
12/05/2022	17:00	0	0	4	17	102	122	46	7	2	0	0	0	0	0	0	0	0	0	0	0	0	0	0	0	0	0	0	0	0	0	0	0	0	0	0	0	300	36.1	30 to 40	90.0	177	59.0			
12/05/2022	18:00	0	0	3	14	61	62	37	9	3	0	0	0	0	0	0	0	0	0	0	0	0	0	0	0	0	0	0	0	0	0	0	0	0	0	0	0	189	37.8	30 to 40	84.7	111	58.7			
12/05/2022	19:00	0	0	0	9	47	41	19	2	2	1	0	0	0	0	0	0	0	0	0	0	0	0	0	0	0	0	0	0	0	0	0	0	0	0	0	0	121	36.6	30 to 40	88.4	65	53.7			
12/05/2022	20:00	0	0	1	3	28	31	11	3	1	1	0	0	0	0	0	0	0	0	0	0	0	0	0	0	0	0	0	0	0	0	0	0	0	0	0	0	79	36.8	30 to 40	88.6	47	59.5			
12/05/2022	21:00	0	0	0	2	9	15	8	5	0	0	0	0	0	0	0	0	0	0	0	0	0	0	0	0	0	0	0	0	0	0	0	0	0	0	0	39	39.4	30 to 40	82.1	28	71.8				
12/05/2022	22:00	0	0	0	1	8	11	9	2	3	0	1	0	0	0	0	0	0	0	0	0	0	0	0	0	0	0	0	0	0	0	0	0	0	0	0	0	35	42.5	30 to 40	80.0	26	74.3			
12/05/2022	23:00	0	0	0	0	1	3	5	3	0	0	0	0	0	0	0	0	0	0	0	0	0	0	0	0	0	0	0	0	0	0	0	0	0	0	0	0	12	41.7	35 to 45	91.7	11	91.7			
24 Hr Summary		0	2	8	371	1527	1421	596	124	36	7	1	0	0	0	0	0	0	0	0	0	0	0	0	0	0	0	0	0	0	0	0	0	0	0	0	0	4137	36.2	30 to 40	85.7	2185	52.8			

Incoming Histogram

A170 outward to 22 June 2022

from Tue-Mar-15-2022-05-00-PM to Wed-Jun-22-2022-12-59-PM

Date	Starting Hr:min	<5 5 to <10	10 to <15	15 to <20	20 to <25	25 to <30	30 to <35	35 to <40	40 to <45	45 to <50	50 to <55	55 to <60	60 to <65	65 to <70	70 to <75	75 to <80	80 to <85	85 to <90	90 to <95	95 to <100	100 to <105	105 to <110	110 to <115	115 to <120	120 to <125	125 to <130	130 to <135	135 to <140	140 to <145	145 to <150	150 to <155	155 to <160	160 to <165	165 to <170	170 to <175	175 to <180	180 to <185	185 to <190	190 to <195	195 to >200	Total Counts	85pct Speed	10MPH Pace	% in pace	# of Speeders	% Speeders
13/05/2022	00:00	0	0	0	0	0	0	3	0	0	0	0	0	0	0	0	0	0	0	0	0	0	0	0	0	0	0	0	0	0	0	0	0	0	0	0	0	0	0	0	3	40	30 to 40	100.0	3	100.0
13/05/2022	01:00	0	0	0	0	0	0	0	3	0	0	0	0	0	0	0	0	0	0	0	0	0	0	0	0	0	0	0	0	0	0	0	0	0	0	0	0	0	0	0	3	45	35 to 45	100.0	3	100.0
13/05/2022	02:00	0	0	0	0	0	2	0	1	0	0	0	0	0	0	0	0	0	0	0	0	0	0	0	0	0	0	0	0	0	0	0	0	0	0	0	0	0	0	3	45	35 to 45	100.0	3	100.0	
13/05/2022	03:00	0	0	0	0	2	1	0	0	0	0	0	0	0	0	0	0	0	0	0	0	0	0	0	0	0	0	0	0	0	0	0	0	0	0	0	0	0	0	3	35	25 to 35	100.0	1	33.3	
13/05/2022	04:00	0	0	0	1	1	4	3	0	1	0	1	0	0	0	0	0	0	0	0	0	0	0	0	0	0	0	0	0	0	0	0	0	0	0	0	0	0	0	11	40	30 to 40	72.7	9	81.8	
13/05/2022	05:00	0	0	0	3	8	5	4	6	3	0	0	0	0	0	0	0	0	0	0	0	0	0	0	0	0	0	0	0	0	0	0	0	0	0	0	0	0	0	29	44.2	30 to 40	58.6	18	62.1	
13/05/2022	06:00	0	0	1	5	29	51	18	14	6	0	0	0	0	0	0	0	0	0	0	0	0	0	0	0	0	0	0	0	0	0	0	0	0	0	0	0	0	124	40.4	30 to 40	79.0	89	71.8		
13/05/2022	07:00	0	0	3	13	67	56	27	15	2	0	0	0	0	0	0	0	0	0	0	0	0	0	0	0	0	0	0	0	0	0	0	0	0	0	0	0	0	183	38.1	30 to 40	82.0	100	54.6		
13/05/2022	08:00	0	0	3	32	92	102	48	17	1	1	0	0	0	0	0	0	0	0	0	0	0	0	0	0	0	0	0	0	0	0	0	0	0	0	0	0	0	296	37.4	30 to 40	81.8	169	57.1		
13/05/2022	09:00	0	1	2	21	102	101	45	10	3	1	0	0	0	0	0	0	0	0	0	0	0	0	0	0	0	0	0	0	0	0	0	0	0	0	0	0	0	286	36.8	30 to 40	86.7	160	55.9		
13/05/2022	10:00	0	0	1	29	112	130	70	9	0	2	0	0	0	0	0	0	0	0	0	0	0	0	0	0	0	0	0	0	0	0	0	0	0	0	0	0	0	353	37	30 to 40	88.4	211	59.8		
13/05/2022	11:00	0	0	2	25	134	120	39	20	2	0	0	0	0	0	0	0	0	0	0	0	0	0	0	0	0	0	0	0	0	0	0	0	0	0	0	0	0	342	36.3	30 to 40	85.7	181	52.9		
13/05/2022	12:00	0	0	5	25	136	132	67	7	0	1	0	0	0	0	0	0	0	0	0	0	0	0	0	0	0	0	0	0	0	0	0	0	0	0	0	0	0	373	36.4	30 to 40	89.8	207	55.5		
13/05/2022	13:00	0	0	6	41	135	141	45	11	2	0	0	0	0	0	0	0	0	0	0	0	0	0	0	0	0	0	0	0	0	0	0	0	0	0	0	0	0	381	35.1	30 to 40	84.3	199	52.2		
13/05/2022	14:00	0	0	1	12	63	170	139	36	6	1	0	0	0	0	0	0	0	0	0	0	0	0	0	0	0	0	0	0	0	0	0	0	0	0	0	0	0	428	34.2	25 to 35	86.9	182	42.5		
13/05/2022	15:00	0	0	1	3	53	187	178	52	12	2	1	0	0	0	0	0	0	0	0	0	0	0	0	0	0	0	0	0	0	0	0	0	0	0	0	0	0	489	34.8	25 to 35	85.5	245	50.1		
13/05/2022	16:00	0	0	5	26	151	164	69	11	6	0	0	0	0	0	0	0	0	0	0	0	0	0	0	0	0	0	0	0	0	0	0	0	0	0	0	0	0	432	36.5	30 to 40	88.9	250	57.9		
13/05/2022	17:00	0	0	3	36	140	112	57	15	3	1	0	0	0	0	0	0	0	0	0	0	0	0	0	0	0	0	0	0	0	0	0	0	0	0	0	0	0	367	36.8	30 to 40	84.2	188	51.2		
13/05/2022	18:00	0	0	1	0	14	47	74	44	22	6	1	0	0	0	0	0	0	0	0	0	0	0	0	0	0	0	0	0	0	0	0	0	0	0	0	0	0	209	39.8	30 to 40	78.9	147	70.3		
13/05/2022	19:00	0	0	2	9	35	49	28	7	2	1	0	0	0	0	0	0	0	0	0	0	0	0	0	0	0	0	0	0	0	0	0	0	0	0	0	0	0	133	38.2	30 to 40	84.2	87	65.4		
13/05/2022	20:00	0	0	0	7	22	31	9	7	3	0	0	0	0	0	0	0	0	0	0	0	0	0	0	0	0	0	0	0	0	0	0	0	0	0	0	0	0	79	38.9	30 to 40	78.5	50	63.3		
13/05/2022	21:00	0	0	0	3	14	18	13	5	1	1	0	0	0	0	0	0	0	0	0	0	0	0	0	0	0	0	0	0	0	0	0	0	0	0	0	0	0	55	39.6	30 to 40	81.8	38	69.1		
13/05/2022	22:00	0	0	1	1	2	8	9	14	5	1	0	0	0	0	0	0	0	0	0	0	0	0	0	0	0	0	0	0	0	0	0	0	0	0	0	0	0	42	41	30 to 40	73.8	30	71.4		
13/05/2022	23:00	0	0	0	0	4	7	3	4	1	0	0	0	0	0	0	0	0	0	0	0	0	0	0	0	0	0	0	0	0	0	0	0	0	0	0	0	0	19	42.5	30 to 40	73.7	15	78.9		
24 Hr Summary		0	1	4	49	408	1596	1626	694	207	46	11	1	0	0	0	0	0	0	0	0	0	0	0	0	0	0	0	0	0	0	0	0	0	0	0	0	0	4643	36.9	30 to 40	84.3	2585	55.7		

Incoming Histogram

A170 outward to 22 June 2022

from Tue-Mar-15-2022-05-00-PM to Wed-Jun-22-2022-12-59-PM

Date	Starting Hr:min	<5 5 to <10	10 to <15	15 to <20	20 to <25	25 to <30	30 to <35	35 to <40	40 to <45	45 to <50	50 to <55	55 to <60	60 to <65	65 to <70	70 to <75	75 to <80	80 to <85	85 to <90	90 to <95	95 to <100	100 to <105	105 to <110	110 to <115	115 to <120	120 to <125	125 to <130	130 to <135	135 to <140	140 to <145	145 to <150	150 to <155	155 to <160	160 to <165	165 to <170	170 to <175	175 to <180	180 to <185	185 to <190	190 to <195	195 to >200	Total Counts	85pct Speed	10MPH Pace	% in pace	# of Speeders	% Speeders
14/05/2022	00:00	0	0	0	0	2	0	1	1	2	0	0	0	0	0	0	0	0	0	0	0	0	0	0	0	0	0	0	0	0	0	0	0	0	0	0	0	0	0	0	6	47.5	40 to 50	66.7	4	66.7
14/05/2022	01:00	0	0	0	0	0	0	0	1	0	0	0	0	0	0	0	0	0	0	0	0	0	0	0	0	0	0	0	0	0	0	0	0	0	0	0	0	0	0	0	1	45	35 to 45	100.0	1	100.0
14/05/2022	02:00	0	0	0	1	1	0	0	0	0	1	1	0	0	0	0	0	0	0	0	0	0	0	0	0	0	0	0	0	0	0	0	0	0	0	0	0	0	0	0	4	55	20 to 30	50.0	2	50.0
14/05/2022	03:00	0	0	0	0	0	1	0	1	0	0	0	0	0	0	0	0	0	0	0	0	0	0	0	0	0	0	0	0	0	0	0	0	0	0	0	0	0	0	2	45	35 to 45	100.0	2	100.0	
14/05/2022	04:00	0	0	0	0	2	2	1	2	1	0	0	0	0	0	0	0	0	0	0	0	0	0	0	0	0	0	0	0	0	0	0	0	0	0	0	0	0	0	0	8	45	30 to 40	62.5	6	75.0
14/05/2022	05:00	0	0	1	0	3	1	3	2	0	0	0	0	0	0	0	0	0	0	0	0	0	0	0	0	0	0	0	0	0	0	0	0	0	0	0	0	0	0	10	40	30 to 40	70.0	6	60.0	
14/05/2022	06:00	0	0	0	0	14	13	17	4	0	0	0	1	0	0	0	0	0	0	0	0	0	0	0	0	0	0	0	0	0	0	0	0	0	0	0	0	0	0	49	39.4	30 to 40	89.8	35	71.4	
14/05/2022	07:00	0	0	0	6	29	37	21	7	2	1	0	0	0	0	0	0	0	0	0	0	0	0	0	0	0	0	0	0	0	0	0	0	0	0	0	0	0	0	103	38.8	30 to 40	84.5	68	66.0	
14/05/2022	08:00	0	1	0	4	11	65	74	42	10	2	0	0	0	0	0	0	0	0	0	0	0	0	0	0	0	0	0	0	0	0	0	0	0	0	0	0	0	209	37.7	30 to 40	86.6	128	61.2		
14/05/2022	09:00	0	0	0	3	42	120	116	56	16	1	0	0	0	0	0	0	0	0	0	0	0	0	0	0	0	0	0	0	0	0	0	0	0	0	0	0	0	354	36.8	30 to 40	82.5	189	53.4		
14/05/2022	10:00	0	0	2	7	29	134	127	69	24	1	0	0	0	0	0	0	0	0	0	0	0	0	0	0	0	0	0	0	0	0	0	0	0	0	0	0	0	393	37.5	30 to 40	84.0	221	56.2		
14/05/2022	11:00	0	0	2	4	30	143	150	63	15	2	0	0	0	0	0	0	0	0	0	0	0	0	0	0	0	0	0	0	0	0	0	0	0	0	0	0	0	409	36.5	30 to 40	87.0	230	56.2		
14/05/2022	12:00	0	0	0	6	28	109	116	57	8	2	1	0	0	0	0	0	0	0	0	0	0	0	0	0	0	0	0	0	0	0	0	0	0	0	0	0	0	327	36.7	30 to 40	86.2	184	56.3		
14/05/2022	13:00	0	0	1	5	37	99	136	54	13	1	0	0	0	0	0	0	0	0	0	0	0	0	0	0	0	0	0	0	0	0	0	0	0	0	0	0	0	346	36.5	30 to 40	83.5	204	59.0		
14/05/2022	14:00	0	0	1	2	33	119	121	54	10	3	0	0	0	0	0	0	0	0	0	0	0	0	0	0	0	0	0	0	0	0	0	0	0	0	0	0	0	343	36.5	30 to 40	85.7	188	54.8		
14/05/2022	15:00	0	1	1	9	41	149	139	47	22	1	0	0	0	0	0	0	0	0	0	0	0	0	0	0	0	0	0	0	0	0	0	0	0	0	0	0	0	410	35.9	30 to 40	81.7	209	51.0		
14/05/2022	16:00	0	0	4	8	29	100	108	54	5	1	1	0	0	0	0	0	0	0	0	0	0	0	0	0	0	0	0	0	0	0	0	0	0	0	0	0	0	310	36.4	30 to 40	84.5	169	54.5		
14/05/2022	17:00	0	0	0	2	18	56	87	53	5	1	0	0	0	0	0	0	0	0	0	0	0	0	0	0	0	0	0	0	0	0	0	0	0	0	0	0	0	222	37.5	30 to 40	88.3	146	65.8		
14/05/2022	18:00	0	0	2	1	9	30	69	39	13	2	0	0	0	0	0	0	0	0	0	0	0	0	0	0	0	0	0	0	0	0	0	0	0	0	0	0	0	165	38.7	30 to 40	83.6	123	74.5		
14/05/2022	19:00	0	0	0	1	7	26	31	22	12	3	1	0	0	0	0	0	0	0	0	0	0	0	0	0	0	0	0	0	0	0	0	0	0	0	0	0	0	103	40.4	30 to 40	76.7	69	67.0		
14/05/2022	20:00	0	0	0	3	18	22	19	2	0	1	1	0	0	0	0	0	0	0	0	0	0	0	0	0	0	0	0	0	0	0	0	0	0	0	0	0	0	66	38.4	30 to 40	89.4	45	68.2		
14/05/2022	21:00	0	0	0	7	26	18	17	4	3	1	2	0	0	0	0	0	0	0	0	0	0	0	0	0	0	0	0	0	0	0	0	0	0	0	0	0	0	78	39.4	30 to 40	78.2	45	57.7		
14/05/2022	22:00	0	0	0	1	1	7	7	6	2	1	2	0	0	0	0	0	0	0	0	0	0	0	0	0	0	0	0	0	0	0	0	0	0	0	0	0	0	27	42.5	30 to 40	74.1	18	66.7		
14/05/2022	23:00	0	0	0	1	6	4	5	3	0	0	0	0	0	0	0	0	0	0	0	0	0	0	0	0	0	0	0	0	0	0	0	0	0	0	0	0	0	19	40	30 to 40	78.9	12	63.2		
24 Hr Summary		0	2	14	53	333	1258	1379	700	182	29	9	4	1	0	0	0	0	0	0	0	0	0	0	0	0	0	0	0	0	0	0	0	0	0	0	0	0	3964	37.4	30 to 40	84.2	2304	58.1		

Incoming Histogram

A170 outward to 22 June 2022

from Tue-Mar-15-2022-05-00-PM to Wed-Jun-22-2022-12-59-PM

Date	Starting Hr:min	<5 5 to <10	10 to <15	15 to <20	20 to <25	25 to <30	30 to <35	35 to <40	40 to <45	45 to <50	50 to <55	55 to <60	60 to <65	65 to <70	70 to <75	75 to <80	80 to <85	85 to <90	90 to <95	95 to <100	100 to <105	105 to <110	110 to <115	115 to <120	120 to <125	125 to <130	130 to <135	135 to <140	140 to <145	145 to <150	150 to <155	155 to <160	160 to <165	165 to <170	170 to <175	175 to <180	180 to <185	185 to <190	190 to <195	195 to >200	Total Counts	85pct Speed	10MPH Pace	% in pace	# of Speeders	% Speeders
15/05/2022	00:00	0	0	0	0	4	1	1	1	0	0	0	0	0	0	0	0	0	0	0	0	0	0	0	0	0	0	0	0	0	0	0	0	0	0	0	0	0	0	0	7	40	30 to 40	85.7	3	42.9
15/05/2022	01:00	0	0	0	0	0	4	1	1	0	0	0	0	0	0	0	0	0	0	0	0	0	0	0	0	0	0	0	0	0	0	0	0	0	0	0	0	0	0	0	6	40	35 to 45	100.0	6	100.0
15/05/2022	02:00	0	0	0	0	3	2	1	1	1	0	0	0	0	0	0	0	0	0	0	0	0	0	0	0	0	0	0	0	0	0	0	0	0	0	0	0	0	0	0	8	45	30 to 40	75.0	5	62.5
15/05/2022	03:00	0	0	0	0	0	0	1	0	0	0	0	0	0	0	0	0	0	0	0	0	0	0	0	0	0	0	0	0	0	0	0	0	0	0	0	0	0	0	1	40	30 to 40	100.0	1	100.0	
15/05/2022	04:00	0	0	0	0	0	0	0	0	0	1	0	0	0	0	0	0	0	0	0	0	0	0	0	0	0	0	0	0	0	0	0	0	0	0	0	0	0	0	1	55	45 to 55	100.0	1	100.0	
15/05/2022	05:00	0	0	0	0	3	3	2	0	1	1	0	0	0	0	0	0	0	0	0	0	0	0	0	0	0	0	0	0	0	0	0	0	0	0	0	0	0	0	10	40	30 to 40	80.0	7	70.0	
15/05/2022	06:00	0	0	0	0	4	10	5	4	1	0	0	0	0	0	0	0	0	0	0	0	0	0	0	0	0	0	0	0	0	0	0	0	0	0	0	0	0	0	24	41.2	30 to 40	79.2	20	83.3	
15/05/2022	07:00	0	0	1	2	17	15	14	8	2	0	0	0	0	0	0	0	0	0	0	0	0	0	0	0	0	0	0	0	0	0	0	0	0	0	0	0	0	0	59	40.6	30 to 40	78.0	39	66.1	
15/05/2022	08:00	0	0	4	10	43	44	26	4	0	0	0	0	0	0	0	0	0	0	0	0	0	0	0	0	0	0	0	0	0	0	0	0	0	0	0	0	0	131	36.9	30 to 40	86.3	74	56.5		
15/05/2022	09:00	0	1	4	29	89	92	37	15	3	1	0	0	0	0	0	0	0	0	0	0	0	0	0	0	0	0	0	0	0	0	0	0	0	0	0	0	0	272	37	30 to 40	80.1	148	54.4		
15/05/2022	10:00	0	0	3	19	106	90	54	15	3	0	0	0	0	0	0	0	0	0	0	0	0	0	0	0	0	0	0	0	0	0	0	0	0	0	0	0	0	290	37.6	30 to 40	86.2	162	55.9		
15/05/2022	11:00	0	1	7	45	132	132	50	11	2	0	0	0	0	0	0	0	0	0	0	0	0	0	0	0	0	0	0	0	0	0	0	0	0	0	0	0	0	380	35.6	30 to 40	82.6	195	51.3		
15/05/2022	12:00	0	0	3	26	130	110	47	13	4	0	0	0	0	0	0	0	0	0	0	0	0	0	0	0	0	0	0	0	0	0	0	0	0	0	0	0	0	333	36.5	30 to 40	86.2	174	52.3		
15/05/2022	13:00	0	0	2	17	112	96	43	6	1	0	0	0	0	0	0	0	0	0	0	0	0	0	0	0	0	0	0	0	0	0	0	0	0	0	0	0	0	277	35.9	30 to 40	90.6	146	52.7		
15/05/2022	14:00	0	1	4	25	100	102	48	10	3	0	0	0	0	0	0	0	0	0	0	0	0	0	0	0	0	0	0	0	0	0	0	0	0	0	0	0	0	293	36.8	30 to 40	85.3	163	55.6		
15/05/2022	15:00	0	0	2	34	119	99	43	6	0	0	0	0	0	0	0	0	0	0	0	0	0	0	0	0	0	0	0	0	0	0	0	0	0	0	0	0	0	303	35.5	30 to 40	86.1	148	48.8		
15/05/2022	16:00	0	1	3	22	94	117	54	13	1	0	0	0	0	0	0	0	0	0	0	0	0	0	0	0	0	0	0	0	0	0	0	0	0	0	0	0	0	305	37	30 to 40	86.9	185	60.7		
15/05/2022	17:00	0	0	3	21	74	87	47	12	3	1	0	0	0	0	0	0	0	0	0	0	0	0	0	0	0	0	0	0	0	0	0	0	0	0	0	0	0	248	37.8	30 to 40	83.9	150	60.5		
15/05/2022	18:00	0	0	1	9	44	59	19	13	0	0	0	0	0	0	0	0	0	0	0	0	0	0	0	0	0	0	0	0	0	0	0	0	0	0	0	0	0	145	37.6	30 to 40	84.1	91	62.8		
15/05/2022	19:00	0	0	0	3	28	38	23	10	0	0	0	0	0	0	0	0	0	0	0	0	0	0	0	0	0	0	0	0	0	0	0	0	0	0	0	0	0	102	38.9	30 to 40	87.3	71	69.6		
15/05/2022	20:00	0	0	0	7	15	13	11	7	1	0	0	0	0	0	0	0	0	0	0	0	0	0	0	0	0	0	0	0	0	0	0	0	0	0	0	0	0	54	40	30 to 40	72.2	32	59.3		
15/05/2022	21:00	0	0	1	0	6	12	4	6	4	1	0	0	0	0	0	0	0	0	0	0	0	0	0	0	0	0	0	0	0	0	0	0	0	0	0	0	0	34	45	30 to 40	64.7	27	79.4		
15/05/2022	22:00	0	0	0	0	1	3	6	1	0	1	0	0	0	0	0	0	0	0	0	0	0	0	0	0	0	0	0	0	0	0	0	0	0	0	0	0	0	12	40	30 to 40	83.3	11	91.7		
15/05/2022	23:00	0	0	3	1	2	1	0	0	0	0	0	0	0	0	0	0	0	0	0	0	0	0	0	0	0	0	0	0	0	0	0	0	0	0	0	0	0	7	30	20 to 30	85.7	1	14.3		
24 Hr Summary		0	2	3	41	270	1126	1130	537	157	30	6	0	0	0	0	0	0	0	0	0	0	0	0	0	0	0	0	0	0	0	0	0	0	0	0	0	0	3302	37.2	30 to 40	84.6	1860	56.3		

Incoming Histogram

A170 outward to 22 June 2022

from Tue-Mar-15-2022-05-00-PM to Wed-Jun-22-2022-12-59-PM

Date	Starting Hr:min	<5 5 to <10	10 to <15	15 to <20	20 to <25	25 to <30	30 to <35	35 to <40	40 to <45	45 to <50	50 to <55	55 to <60	60 to <65	65 to <70	70 to <75	75 to <80	80 to <85	85 to <90	90 to <95	95 to <100	100 to <105	105 to <110	110 to <115	115 to <120	120 to <125	125 to <130	130 to <135	135 to <140	140 to <145	145 to <150	150 to <155	155 to <160	160 to <165	165 to <170	170 to <175	175 to <180	180 to <185	185 to <190	190 to <195	195 to >200	Total Counts	85pct Speed	10MPH Pace	% in pace	# of Speeders	% Speeders
17/05/2022	00:00	0	0	0	0	0	0	1	1	0	0	0	0	0	0	0	0	0	0	0	0	0	0	0	0	0	0	0	0	0	0	0	0	0	0	0	0	0	0	2	45	35 to 45	100.0	2	100.0	
17/05/2022	01:00	0	0	0	0	0	0	0	1	0	0	0	0	0	0	0	0	0	0	0	0	0	0	0	0	0	0	0	0	0	0	0	0	0	0	0	0	0	0	1	45	35 to 45	100.0	1	100.0	
17/05/2022	02:00	0	0	0	0	0	0	1	0	0	0	0	0	0	0	0	0	0	0	0	0	0	0	0	0	0	0	0	0	0	0	0	0	0	0	0	0	0	0	1	40	30 to 40	100.0	1	100.0	
17/05/2022	03:00	0	0	0	0	1	0	0	1	0	1	0	0	0	0	0	0	0	0	0	0	0	0	0	0	0	0	0	0	0	0	0	0	0	0	0	0	0	0	3	55	45 to 55	66.7	2	66.7	
17/05/2022	04:00	0	0	0	0	0	4	3	0	1	0	0	0	0	0	0	0	0	0	0	0	0	0	0	0	0	0	0	0	0	0	0	0	0	0	0	0	0	0	8	40	30 to 40	87.5	8	100.0	
17/05/2022	05:00	0	0	0	2	6	11	7	3	1	0	0	0	0	0	0	0	0	0	0	0	0	0	0	0	0	0	0	0	0	0	0	0	0	0	0	0	0	0	30	40	30 to 40	80.0	22	73.3	
17/05/2022	06:00	0	0	2	4	38	39	27	9	7	1	1	0	0	0	0	0	0	0	0	0	0	0	0	0	0	0	0	0	0	0	0	0	0	0	0	0	0	0	128	39.8	30 to 40	81.3	84	65.6	
17/05/2022	07:00	0	0	4	14	99	73	33	12	1	0	0	0	0	0	0	0	0	0	0	0	0	0	0	0	0	0	0	0	0	0	0	0	0	0	0	0	0	236	36.7	30 to 40	86.9	119	50.4		
17/05/2022	08:00	0	1	7	28	115	105	46	14	3	0	0	0	0	0	0	0	0	0	0	0	0	0	0	0	0	0	0	0	0	0	0	0	0	0	0	0	0	319	36.6	30 to 40	83.4	168	52.7		
17/05/2022	09:00	0	0	4	26	103	98	47	11	3	0	0	0	0	0	0	0	0	0	0	0	0	0	0	0	0	0	0	0	0	0	0	0	0	0	0	0	0	292	36.8	30 to 40	84.9	159	54.5		
17/05/2022	10:00	0	0	1	3	34	134	130	55	8	4	0	0	0	0	0	0	0	0	0	0	0	0	0	0	0	0	0	0	0	0	0	0	0	0	0	0	0	369	36.1	30 to 40	86.4	197	53.4		
17/05/2022	11:00	0	0	2	32	113	113	59	9	1	0	1	0	0	0	0	0	0	0	0	0	0	0	0	0	0	0	0	0	0	0	0	0	0	0	0	0	0	330	36.7	30 to 40	86.4	183	55.5		
17/05/2022	12:00	0	0	2	3	29	103	100	47	13	0	0	0	0	0	0	0	0	0	0	0	0	0	0	0	0	0	0	0	0	0	0	0	0	0	0	0	0	297	36.6	30 to 40	84.2	160	53.9		
17/05/2022	13:00	0	1	1	3	26	125	107	34	11	1	0	0	0	0	0	0	0	0	0	0	0	0	0	0	0	0	0	0	0	0	0	0	0	0	0	0	0	309	35	30 to 40	86.1	153	49.5		
17/05/2022	14:00	0	1	1	6	24	101	114	34	11	1	0	0	0	0	0	0	0	0	0	0	0	0	0	0	0	0	0	0	0	0	0	0	0	0	0	0	0	293	35.3	30 to 40	85.0	160	54.6		
17/05/2022	15:00	0	0	3	1	40	130	135	44	6	1	0	0	0	0	0	0	0	0	0	0	0	0	0	0	0	0	0	0	0	0	0	0	0	0	0	0	0	360	34.9	30 to 40	85.8	186	51.7		
17/05/2022	16:00	0	0	9	45	131	157	61	7	1	1	0	0	0	0	0	0	0	0	0	0	0	0	0	0	0	0	0	0	0	0	0	0	0	0	0	0	0	412	35.7	30 to 40	84.7	227	55.1		
17/05/2022	17:00	0	0	4	19	101	103	47	10	3	0	0	0	0	0	0	0	0	0	0	0	0	0	0	0	0	0	0	0	0	0	0	0	0	0	0	0	0	287	36.8	30 to 40	87.5	163	56.8		
17/05/2022	18:00	0	0	2	14	50	48	33	14	0	0	0	0	0	0	0	0	0	0	0	0	0	0	0	0	0	0	0	0	0	0	0	0	0	0	0	0	0	161	38.5	30 to 40	81.4	95	59.0		
17/05/2022	19:00	0	0	2	9	33	39	17	10	4	0	0	0	0	0	0	0	0	0	0	0	0	0	0	0	0	0	0	0	0	0	0	0	0	0	0	0	0	114	39.1	30 to 40	78.1	70	61.4		
17/05/2022	20:00	0	0	0	10	28	27	16	3	0	0	0	0	0	0	0	0	0	0	0	0	0	0	0	0	0	0	0	0	0	0	0	0	0	0	0	0	0	84	36.9	30 to 40	84.5	46	54.8		
17/05/2022	21:00	0	0	0	5	16	18	6	4	1	0	0	0	0	0	0	0	0	0	0	0	0	0	0	0	0	0	0	0	0	0	0	0	0	0	0	0	50	37.5	30 to 40	80.0	29	58.0			
17/05/2022	22:00	0	0	0	0	6	8	5	1	1	0	0	0	0	0	0	0	0	0	0	0	0	0	0	0	0	0	0	0	0	0	0	0	0	0	0	0	21	39	30 to 40	90.5	15	71.4			
17/05/2022	23:00	0	0	0	0	0	1	2	0	0	0	0	0	0	0	0	0	0	0	0	0	0	0	0	0	0	0	0	0	0	0	0	0	0	0	0	0	0	3	40	30 to 40	100.0	3	100.0		
24 Hr Summary		0	3	8	52	361	1433	1430	625	159	34	3	2	0	0	0	0	0	0	0	0	0	0	0	0	0	0	0	0	0	0	0	0	0	0	0	0	0	4110	36.7	30 to 40	84.9	2253	54.8		

Incoming Histogram

A170 outward to 22 June 2022

from Tue-Mar-15-2022-05-00-PM to Wed-Jun-22-2022-12-59-PM

Date	Starting Hr:min	<5 5 to <10	10 to <15	15 to <20	20 to <25	25 to <30	30 to <35	35 to <40	40 to <45	45 to <50	50 to <55	55 to <60	60 to <65	65 to <70	70 to <75	75 to <80	80 to <85	85 to <90	90 to <95	95 to <100	100 to <105	105 to <110	110 to <115	115 to <120	120 to <125	125 to <130	130 to <135	135 to <140	140 to <145	145 to <150	150 to <155	155 to <160	160 to <165	165 to <170	170 to <175	175 to <180	180 to <185	185 to <190	190 to <195	195 to >200	Total Counts	85pct Speed	10MPH Pace	% in pace	# of Speeders	% Speeders
19/05/2022	00:00	0	0	0	0	0	0	3	1	3	0	0	0	0	0	0	0	0	0	0	0	0	0	0	0	0	0	0	0	0	0	0	0	0	0	0	0	0	0	0	7	48.3	40 to 50	100.0	7	100.0
19/05/2022	01:00	0	0	0	0	0	0	1	1	0	0	0	0	0	0	0	0	0	0	0	0	0	0	0	0	0	0	0	0	0	0	0	0	0	0	0	0	0	0	2	45	35 to 45	100.0	2	100.0	
19/05/2022	02:00	0	0	0	0	0	0	1	0	0	0	0	0	0	0	0	0	0	0	0	0	0	0	0	0	0	0	0	0	0	0	0	0	0	0	0	0	0	1	40	30 to 40	100.0	1	100.0		
19/05/2022	03:00	0	0	0	0	1	0	1	0	0	0	0	0	0	0	0	0	0	0	0	0	0	0	0	0	0	0	0	0	0	0	0	0	0	0	0	0	0	2	40	30 to 40	100.0	1	50.0		
19/05/2022	04:00	0	0	0	1	0	3	1	0	2	0	0	0	0	0	0	0	0	0	0	0	0	0	0	0	0	0	0	0	0	0	0	0	0	0	0	0	0	7	47.5	25 to 35	57.1	6	85.7		
19/05/2022	05:00	0	1	0	0	1	12	8	7	1	0	0	0	0	0	0	0	0	0	0	0	0	0	0	0	0	0	0	0	0	0	0	0	0	0	0	0	0	30	42.9	35 to 45	90.0	28	93.3		
19/05/2022	06:00	0	0	1	7	30	48	21	11	2	0	1	0	0	0	0	0	0	0	0	0	0	0	0	0	0	0	0	0	0	0	0	0	0	0	0	0	121	39	30 to 40	81.8	83	68.6			
19/05/2022	07:00	0	0	4	30	89	79	32	12	0	0	0	0	0	0	0	0	0	0	0	0	0	0	0	0	0	0	0	0	0	0	0	0	0	0	0	0	246	36.1	30 to 40	81.3	123	50.0			
19/05/2022	08:00	0	1	8	40	115	88	33	10	1	0	0	0	0	0	0	0	0	0	0	0	0	0	0	0	0	0	0	0	0	0	0	0	0	0	0	296	35	25 to 35	82.1	132	44.6				
19/05/2022	09:00	0	1	6	29	89	110	41	13	2	0	0	0	0	0	0	0	0	0	0	0	0	0	0	0	0	0	0	0	0	0	0	0	0	0	0	291	36.5	30 to 40	82.5	166	57.0				
19/05/2022	10:00	0	4	5	25	109	110	48	13	0	0	0	0	0	0	0	0	0	0	0	0	0	0	0	0	0	0	0	0	0	0	0	0	0	0	0	314	36.5	30 to 40	85.0	171	54.5				
19/05/2022	11:00	0	0	2	47	136	143	49	7	0	0	0	0	0	0	0	0	0	0	0	0	0	0	0	0	0	0	0	0	0	0	0	0	0	0	0	384	34.9	30 to 40	85.4	199	51.8				
19/05/2022	12:00	0	0	2	21	111	131	40	10	5	0	0	0	0	0	0	0	0	0	0	0	0	0	0	0	0	0	0	0	0	0	0	0	0	0	0	320	35.9	30 to 40	88.1	186	58.1				
19/05/2022	13:00	0	1	3	31	116	121	43	6	2	0	0	0	0	0	0	0	0	0	0	0	0	0	0	0	0	0	0	0	0	0	0	0	0	0	0	323	35.3	30 to 40	86.7	172	53.3				
19/05/2022	14:00	0	1	13	38	117	98	44	6	2	0	0	0	0	0	0	0	0	0	0	0	0	0	0	0	0	0	0	0	0	0	0	0	0	0	0	319	35.5	30 to 40	81.2	150	47.0				
19/05/2022	15:00	0	4	6	32	140	127	35	13	2	0	0	0	0	0	0	0	0	0	0	0	0	0	0	0	0	0	0	0	0	0	0	0	0	0	0	359	34.8	30 to 40	84.1	177	49.3				
19/05/2022	16:00	0	1	11	43	151	162	57	7	1	0	0	0	0	0	0	0	0	0	0	0	0	0	0	0	0	0	0	0	0	0	0	0	0	0	0	433	35	30 to 40	85.5	227	52.4				
19/05/2022	17:00	0	0	4	23	87	98	57	18	2	0	0	0	0	0	0	0	0	0	0	0	0	0	0	0	0	0	0	0	0	0	0	0	0	0	0	289	38	30 to 40	83.7	175	60.6				
19/05/2022	18:00	0	1	2	16	48	54	31	17	2	0	0	0	0	0	0	0	0	0	0	0	0	0	0	0	0	0	0	0	0	0	0	0	0	0	0	171	38.9	30 to 40	77.8	104	60.8				
19/05/2022	19:00	0	0	2	9	44	44	28	8	6	0	0	0	0	0	0	0	0	0	0	0	0	0	0	0	0	0	0	0	0	0	0	0	0	0	0	141	38.8	30 to 40	82.3	86	61.0				
19/05/2022	20:00	0	0	1	4	24	31	8	11	2	0	0	0	0	0	0	0	0	0	0	0	0	0	0	0	0	0	0	0	0	0	0	0	0	0	0	81	40.5	30 to 40	77.8	52	64.2				
19/05/2022	21:00	0	0	0	1	10	9	11	8	2	1	0	0	0	0	0	0	0	0	0	0	0	0	0	0	0	0	0	0	0	0	0	0	0	0	0	42	43.1	30 to 40	71.4	31	73.8				
19/05/2022	22:00	0	0	0	1	4	6	4	3	0	1	0	0	0	0	0	0	0	0	0	0	0	0	0	0	0	0	0	0	0	0	0	0	0	0	0	19	41.7	30 to 40	73.7	14	73.7				
19/05/2022	23:00	0	0	0	0	1	6	3	0	1	1	0	0	0	0	0	0	0	0	0	0	0	0	0	0	0	0	0	0	0	0	0	0	0	0	0	12	40	30 to 40	83.3	11	91.7				
24 Hr Summary		0	6	9	70	398	1423	1480	600	182	38	3	1	0	0	0	0	0	0	0	0	0	0	0	0	0	0	0	0	0	0	0	0	0	0	0	4210	36.6	30 to 40	83.2	2304	54.7				

Incoming Histogram

A170 outward to 22 June 2022

from Tue-Mar-15-2022-05-00-PM to Wed-Jun-22-2022-12-59-PM

Date	Starting Hr:min	<5 5 to <10	10 to <15	15 to <20	20 to <25	25 to <30	30 to <35	35 to <40	40 to <45	45 to <50	50 to <55	55 to <60	60 to <65	65 to <70	70 to <75	75 to <80	80 to <85	85 to <90	90 to <95	95 to <100	100 to <105	105 to <110	110 to <115	115 to <120	120 to <125	125 to <130	130 to <135	135 to <140	140 to <145	145 to <150	150 to <155	155 to <160	160 to <165	165 to <170	170 to <175	175 to <180	180 to <185	185 to <190	190 to <195	195 to >200	Total Counts	85pct Speed	10MPH Pace	% in pace	# of Speeders	% Speeders
20/05/2022	00:00	0	0	0	0	0	2	2	1	0	0	0	0	0	0	0	0	0	0	0	0	0	0	0	0	0	0	0	0	0	0	0	0	0	0	0	0	0	0	0	5	40	35 to 45	100.0	5	100.0
20/05/2022	01:00	0	0	0	0	0	1	0	1	0	0	0	0	0	0	0	0	0	0	0	0	0	0	0	0	0	0	0	0	0	0	0	0	0	0	0	0	0	0	0	2	45	35 to 45	100.0	2	100.0
20/05/2022	02:00	0	0	0	0	0	1	0	0	0	0	0	0	0	0	0	0	0	0	0	0	0	0	0	0	0	0	0	0	0	0	0	0	0	0	0	0	0	0	0	1	35	25 to 35	100.0	1	100.0
20/05/2022	03:00	0	0	0	0	1	0	0	0	0	0	0	0	0	0	0	0	0	0	0	0	0	0	0	0	0	0	0	0	0	0	0	0	0	0	0	0	0	0	0	1	30	20 to 30	100.0	*	*
20/05/2022	04:00	0	0	0	0	2	1	3	0	1	1	0	0	0	0	0	0	0	0	0	0	0	0	0	0	0	0	0	0	0	0	0	0	0	0	0	0	0	0	0	8	50	30 to 40	75.0	6	75.0
20/05/2022	05:00	0	0	0	1	7	6	7	10	4	1	0	0	0	0	0	0	0	0	0	0	0	0	0	0	0	0	0	0	0	0	0	0	0	0	0	0	0	0	0	36	45	35 to 45	63.9	28	77.8
20/05/2022	06:00	0	0	0	5	34	40	16	12	5	1	0	0	0	0	0	0	0	0	0	0	0	0	0	0	0	0	0	0	0	0	0	0	0	0	0	0	0	0	0	113	40.4	30 to 40	79.6	74	65.5
20/05/2022	07:00	0	0	4	16	68	61	39	9	3	0	0	0	0	0	0	0	0	0	0	0	0	0	0	0	0	0	0	0	0	0	0	0	0	0	0	0	0	0	200	37.7	30 to 40	84.0	112	56.0	
20/05/2022	08:00	0	0	6	32	108	93	35	12	1	0	0	0	0	0	0	0	0	0	0	0	0	0	0	0	0	0	0	0	0	0	0	0	0	0	0	0	0	0	287	35.7	30 to 40	82.2	141	49.1	
20/05/2022	09:00	0	0	3	25	116	101	46	12	1	0	0	0	0	0	0	0	0	0	0	0	0	0	0	0	0	0	0	0	0	0	0	0	0	0	0	0	0	0	304	36.4	30 to 40	86.5	160	52.6	
20/05/2022	10:00	0	1	1	17	120	126	53	10	0	0	0	0	0	0	0	0	0	0	0	0	0	0	0	0	0	0	0	0	0	0	0	0	0	0	0	0	0	0	328	36.3	30 to 40	91.2	189	57.6	
20/05/2022	11:00	0	2	4	37	122	126	44	6	1	0	0	0	0	0	0	0	0	0	0	0	0	0	0	0	0	0	0	0	0	0	0	0	0	0	0	0	0	0	342	35	30 to 40	85.4	177	51.8	
20/05/2022	12:00	0	1	6	42	145	132	42	10	1	0	0	0	0	0	0	0	0	0	0	0	0	0	0	0	0	0	0	0	0	0	0	0	0	0	0	0	0	0	379	34.8	25 to 35	84.2	185	48.8	
20/05/2022	13:00	0	1	7	36	106	140	63	15	1	0	0	0	0	0	0	0	0	0	0	0	0	0	0	0	0	0	0	0	0	0	0	0	0	0	0	0	0	0	369	36.9	30 to 40	83.7	219	59.3	
20/05/2022	14:00	0	0	8	58	196	175	52	14	0	0	0	0	0	0	0	0	0	0	0	0	0	0	0	0	0	0	0	0	0	0	0	0	0	0	0	0	0	0	503	34.7	25 to 35	85.3	241	47.9	
20/05/2022	15:00	0	0	3	40	170	170	66	18	2	0	0	0	0	0	0	0	0	0	0	0	0	0	0	0	0	0	0	0	0	0	0	0	0	0	0	0	0	0	469	36.2	30 to 40	86.6	256	54.6	
20/05/2022	16:00	0	0	6	46	165	155	59	8	2	1	0	0	0	0	0	0	0	0	0	0	0	0	0	0	0	0	0	0	0	0	0	0	0	0	0	0	0	0	442	35.3	30 to 40	85.7	225	50.9	
20/05/2022	17:00	0	0	3	32	124	117	75	22	5	0	0	0	0	0	0	0	0	0	0	0	0	0	0	0	0	0	0	0	0	0	0	0	0	0	0	0	0	0	378	38	30 to 40	83.6	219	57.9	
20/05/2022	18:00	0	0	2	10	73	89	41	18	6	1	0	0	0	0	0	0	0	0	0	0	0	0	0	0	0	0	0	0	0	0	0	0	0	0	0	0	0	0	240	38.7	30 to 40	84.6	155	64.6	
20/05/2022	19:00	0	0	1	11	45	36	26	6	2	0	0	0	0	0	0	0	0	0	0	0	0	0	0	0	0	0	0	0	0	0	0	0	0	0	0	0	0	0	127	37.9	30 to 40	84.3	70	55.1	
20/05/2022	20:00	0	0	1	3	17	25	12	9	3	0	0	0	0	0	0	0	0	0	0	0	0	0	0	0	0	0	0	0	0	0	0	0	0	0	0	0	0	0	70	41.1	30 to 40	77.1	49	70.0	
20/05/2022	21:00	0	0	2	5	24	18	9	5	2	1	0	0	0	0	0	0	0	0	0	0	0	0	0	0	0	0	0	0	0	0	0	0	0	0	0	0	0	0	66	38.9	30 to 40	77.3	35	53.0	
20/05/2022	22:00	0	0	0	0	15	12	2	5	0	0	0	0	0	0	0	0	0	0	0	0	0	0	0	0	0	0	0	0	0	0	0	0	0	0	0	0	0	0	34	40	30 to 40	85.3	19	55.9	
20/05/2022	23:00	0	0	0	2	6	9	5	3	2	0	0	0	0	0	0	0	0	0	0	0	0	0	0	0	0	0	0	0	0	0	0	0	0	0	0	0	0	0	27	41.7	30 to 40	74.1	19	70.4	
24 Hr Summary		0	1	4	57	418	1664	1636	697	206	42	6	0	0	0	0	0	0	0	0	0	0	0	0	0	0	0	0	0	0	0	0	0	0	0	0	0	0	0	4731	36.7	30 to 40	84.5	2587	54.7	

Incoming Histogram

A170 outward to 22 June 2022

from Tue-Mar-15-2022-05-00-PM to Wed-Jun-22-2022-12-59-PM

Date	Starting Hr:min	<5	5 to <10	10 to <15	15 to <20	20 to <25	25 to <30	30 to <35	35 to <40	40 to <45	45 to <50	50 to <55	55 to <60	60 to <65	65 to <70	70 to <75	75 to <80	80 to <85	85 to <90	90 to <95	95 to <100	100 to <105	105 to <110	110 to <115	115 to <120	120 to <125	125 to <130	130 to <135	135 to <140	140 to <145	145 to <150	150 to <155	155 to <160	160 to <165	165 to <170	170 to <175	175 to <180	180 to <185	185 to <190	190 to <195	195 to >200	Total Counts	85pct Speed	10MPH Pace	% in pace	# of Speeders	% Speeders
21/05/2022	00:00	0	0	0	1	0	6	3	6	2	1	1	0	0	0	0	0	0	0	0	0	0	0	0	0	0	0	0	0	0	0	0	0	0	0	0	0	0	0	0	0	20	42.5	30 to 40	75.0	13	65.0
21/05/2022	01:00	0	0	0	0	0	1	1	1	0	0	1	0	0	0	0	0	0	0	0	0	0	0	0	0	0	0	0	0	0	0	0	0	0	0	0	0	0	0	0	0	4	40	30 to 40	75.0	3	75.0
21/05/2022	02:00	0	0	0	0	0	1	0	1	0	0	0	0	0	0	0	0	0	0	0	0	0	0	0	0	0	0	0	0	0	0	0	0	0	0	0	0	0	0	0	2	40	30 to 40	100.0	1	50.0	
21/05/2022	03:00	0	0	0	0	0	0	2	1	0	0	0	0	0	0	0	0	0	0	0	0	0	0	0	0	0	0	0	0	0	0	0	0	0	0	0	0	0	0	0	3	40	30 to 40	100.0	3	100.0	
21/05/2022	04:00	0	0	0	0	0	0	2	1	1	0	0	0	0	0	0	0	0	0	0	0	0	0	0	0	0	0	0	0	0	0	0	0	0	0	0	0	0	0	0	4	40	35 to 45	100.0	4	100.0	
21/05/2022	05:00	0	0	0	0	3	3	7	2	4	2	0	0	0	0	0	0	0	0	0	0	0	0	0	0	0	0	0	0	0	0	0	0	0	0	0	0	0	0	0	21	43.8	25 to 35	61.9	15	71.4	
21/05/2022	06:00	0	0	0	0	2	6	16	13	5	1	1	1	0	0	0	0	0	0	0	0	0	0	0	0	0	0	0	0	0	0	0	0	0	0	0	0	0	0	0	45	41	30 to 40	77.8	37	82.2	
21/05/2022	07:00	0	0	0	2	6	37	38	16	6	0	0	0	0	0	0	0	0	0	0	0	0	0	0	0	0	0	0	0	0	0	0	0	0	0	0	0	0	0	0	105	36.9	30 to 40	86.7	60	57.1	
21/05/2022	08:00	0	0	0	1	12	80	74	37	12	3	0	0	0	0	0	0	0	0	0	0	0	0	0	0	0	0	0	0	0	0	0	0	0	0	0	0	0	0	0	219	37.6	30 to 40	87.2	126	57.5	
21/05/2022	09:00	0	0	1	5	23	90	103	40	11	3	0	1	0	0	0	0	0	0	0	0	0	0	0	0	0	0	0	0	0	0	0	0	0	0	0	0	0	0	0	277	36.6	30 to 40	84.1	158	57.0	
21/05/2022	10:00	0	0	0	4	29	121	130	60	23	3	0	0	0	0	0	0	0	0	0	0	0	0	0	0	0	0	0	0	0	0	0	0	0	0	0	0	0	0	0	370	37.5	30 to 40	84.1	216	58.4	
21/05/2022	11:00	0	0	1	5	31	123	133	53	15	3	1	0	0	0	0	0	0	0	0	0	0	0	0	0	0	0	0	0	0	0	0	0	0	0	0	0	0	0	0	365	36.6	30 to 40	84.7	205	56.2	
21/05/2022	12:00	0	0	0	5	38	131	116	53	9	2	0	0	0	0	0	0	0	0	0	0	0	0	0	0	0	0	0	0	0	0	0	0	0	0	0	0	0	0	0	354	36	30 to 40	84.7	180	50.8	
21/05/2022	13:00	0	0	2	0	31	109	130	40	13	1	0	0	0	0	0	0	0	0	0	0	0	0	0	0	0	0	0	0	0	0	0	0	0	0	0	0	0	0	0	326	35.6	30 to 40	85.6	184	56.4	
21/05/2022	14:00	0	0	0	4	27	108	130	65	7	0	0	0	0	0	0	0	0	0	0	0	0	0	0	0	0	0	0	0	0	0	0	0	0	0	0	0	0	0	0	341	36.6	30 to 40	88.9	202	59.2	
21/05/2022	15:00	0	0	0	4	26	142	114	49	11	0	0	0	0	0	0	0	0	0	0	0	0	0	0	0	0	0	0	0	0	0	0	0	0	0	0	0	0	0	0	346	35.8	30 to 40	88.2	174	50.3	
21/05/2022	16:00	0	0	1	4	25	98	106	44	12	1	1	0	0	0	0	0	0	0	0	0	0	0	0	0	0	0	0	0	0	0	0	0	0	0	0	0	0	0	0	292	36.6	30 to 40	84.9	164	56.2	
21/05/2022	17:00	0	0	0	0	17	67	67	47	7	1	0	1	0	0	0	0	0	0	0	0	0	0	0	0	0	0	0	0	0	0	0	0	0	0	0	0	0	0	0	207	37.7	30 to 40	87.4	123	59.4	
21/05/2022	18:00	0	0	0	2	3	29	50	30	15	8	0	0	0	0	0	0	0	0	0	0	0	0	0	0	0	0	0	0	0	0	0	0	0	0	0	0	0	0	0	137	40.7	30 to 40	79.6	103	75.2	
21/05/2022	19:00	0	0	0	1	11	21	39	22	10	0	0	0	0	0	0	0	0	0	0	0	0	0	0	0	0	0	0	0	0	0	0	0	0	0	0	0	0	0	0	104	38.6	30 to 40	78.8	71	68.3	
21/05/2022	20:00	0	0	1	0	4	21	14	13	6	3	1	0	0	0	0	0	0	0	0	0	0	0	0	0	0	0	0	0	0	0	0	0	0	0	0	0	0	0	63	40.8	30 to 40	76.2	37	58.7		
21/05/2022	21:00	0	0	0	1	1	15	23	16	5	0	0	0	0	0	0	0	0	0	0	0	0	0	0	0	0	0	0	0	0	0	0	0	0	0	0	0	0	0	61	38.8	30 to 40	88.5	44	72.1		
21/05/2022	22:00	0	0	0	1	4	14	13	12	4	1	0	0	0	0	0	0	0	0	0	0	0	0	0	0	0	0	0	0	0	0	0	0	0	0	0	0	0	0	49	39.2	30 to 40	79.6	30	61.2		
21/05/2022	23:00	0	0	0	0	2	3	5	2	2	0	0	0	0	0	0	0	0	0	0	0	0	0	0	0	0	0	0	0	0	0	0	0	0	0	0	0	0	0	14	40	25 to 35	71.4	9	64.3		
24 Hr Summary		0	0	6	40	295	1226	1316	624	180	33	6	3	0	0	0	0	0	0	0	0	0	0	0	0	0	0	0	0	0	0	0	0	0	0	0	0	0	0	3729	37.3	30 to 40	84.9	2162	58.0		

Incoming Histogram

A170 outward to 22 June 2022

from Tue-Mar-15-2022-05-00-PM to Wed-Jun-22-2022-12-59-PM

Date	Starting Hr:min	<5 5 to <10	10 to <15	15 to <20	20 to <25	25 to <30	30 to <35	35 to <40	40 to <45	45 to <50	50 to <55	55 to <60	60 to <65	65 to <70	70 to <75	75 to <80	80 to <85	85 to <90	90 to <95	95 to <100	100 to <105	105 to <110	110 to <115	115 to <120	120 to <125	125 to <130	130 to <135	135 to <140	140 to <145	145 to <150	150 to <155	155 to <160	160 to <165	165 to <170	170 to <175	175 to <180	180 to <185	185 to <190	190 to <195	195 to >200	Total Counts	85pct Speed	10MPH Pace	% in pace	# of Speeders	% Speeders
22/05/2022	00:00	0	0	0	0	2	1	1	0	3	0	0	0	0	0	0	0	0	0	0	0	0	0	0	0	0	0	0	0	0	0	0	0	0	0	0	0	0	0	0	7	48.3	30 to 40	57.1	5	71.4
22/05/2022	01:00	0	0	0	0	3	1	0	0	1	0	0	0	0	0	0	0	0	0	0	0	0	0	0	0	0	0	0	0	0	0	0	0	0	0	0	0	0	0	0	5	35	25 to 35	80.0	2	40.0
22/05/2022	02:00	0	0	0	0	1	0	0	0	0	0	0	0	0	0	0	0	0	0	0	0	0	0	0	0	0	0	0	0	0	0	0	0	0	0	0	0	0	0	0	1	30	20 to 30	100.0	*	*
22/05/2022	03:00	0	0	0	0	0	0	0	1	0	0	0	0	0	0	0	0	0	0	0	0	0	0	0	0	0	0	0	0	0	0	0	0	0	0	0	0	0	0	0	1	45	35 to 45	100.0	1	100.0
22/05/2022	04:00	0	0	1	1	0	0	2	0	1	0	0	0	0	0	0	0	0	0	0	0	0	0	0	0	0	0	0	0	0	0	0	0	0	0	0	0	0	0	0	5	40	40 to 50	60.0	3	60.0
22/05/2022	05:00	0	0	0	0	1	2	4	1	1	0	0	0	0	0	0	0	0	0	0	0	0	0	0	0	0	0	0	0	0	0	0	0	0	0	0	0	0	0	0	9	45	30 to 40	77.8	8	88.9
22/05/2022	06:00	0	0	0	0	4	7	5	4	1	1	0	0	0	0	0	0	0	0	0	0	0	0	0	0	0	0	0	0	0	0	0	0	0	0	0	0	0	0	0	22	43.8	30 to 40	72.7	18	81.8
22/05/2022	07:00	0	0	3	8	19	24	10	11	4	1	0	0	0	0	0	0	0	0	0	0	0	0	0	0	0	0	0	0	0	0	0	0	0	0	0	0	0	0	0	80	41.8	30 to 40	66.3	50	62.5
22/05/2022	08:00	0	0	0	7	32	37	20	12	1	0	0	0	0	0	0	0	0	0	0	0	0	0	0	0	0	0	0	0	0	0	0	0	0	0	0	0	0	0	0	109	39.2	30 to 40	81.7	70	64.2
22/05/2022	09:00	0	0	3	17	84	85	53	16	3	0	0	0	0	0	0	0	0	0	0	0	0	0	0	0	0	0	0	0	0	0	0	0	0	0	0	0	0	0	0	261	38.1	30 to 40	85.1	157	60.2
22/05/2022	10:00	0	0	4	28	95	109	48	9	3	0	0	0	0	0	0	0	0	0	0	0	0	0	0	0	0	0	0	0	0	0	0	0	0	0	0	0	0	0	0	296	36.7	30 to 40	85.1	169	57.1
22/05/2022	11:00	0	0	2	5	33	126	136	52	12	5	0	0	0	0	0	0	0	0	0	0	0	0	0	0	0	0	0	0	0	0	0	0	0	0	0	0	0	0	0	371	36.2	30 to 40	84.6	205	55.3
22/05/2022	12:00	0	0	2	9	25	80	109	41	9	0	1	0	0	0	0	0	0	0	0	0	0	0	0	0	0	0	0	0	0	0	0	0	0	0	0	0	0	0	0	276	36.2	30 to 40	83.3	160	58.0
22/05/2022	13:00	0	1	0	27	94	111	55	19	0	0	0	0	0	0	0	0	0	0	0	0	0	0	0	0	0	0	0	0	0	0	0	0	0	0	0	0	0	0	0	307	37.5	30 to 40	84.7	185	60.3
22/05/2022	14:00	0	0	2	31	112	126	47	6	2	0	0	0	0	0	0	0	0	0	0	0	0	0	0	0	0	0	0	0	0	0	0	0	0	0	0	0	0	0	0	326	35.6	30 to 40	87.4	181	55.5
22/05/2022	15:00	0	0	5	33	107	116	49	6	3	0	0	0	0	0	0	0	0	0	0	0	0	0	0	0	0	0	0	0	0	0	0	0	0	0	0	0	0	0	0	319	36	30 to 40	85.3	174	54.5
22/05/2022	16:00	0	0	1	4	23	79	79	47	12	1	2	0	0	0	0	0	0	0	0	0	0	0	0	0	0	0	0	0	0	0	0	0	0	0	0	0	0	0	0	248	37.7	30 to 40	82.7	141	56.9
22/05/2022	17:00	0	0	0	12	58	68	25	11	1	1	0	0	0	0	0	0	0	0	0	0	0	0	0	0	0	0	0	0	0	0	0	0	0	0	0	0	0	0	0	176	37.4	30 to 40	85.8	106	60.2
22/05/2022	18:00	0	0	2	9	35	46	24	8	2	0	0	0	0	0	0	0	0	0	0	0	0	0	0	0	0	0	0	0	0	0	0	0	0	0	0	0	0	0	0	126	38.1	30 to 40	83.3	80	63.5
22/05/2022	19:00	0	0	1	5	29	23	15	10	0	0	1	0	0	0	0	0	0	0	0	0	0	0	0	0	0	0	0	0	0	0	0	0	0	0	0	0	0	0	0	84	39.3	30 to 40	79.8	49	58.3
22/05/2022	20:00	0	0	0	3	19	16	9	8	5	0	0	0	0	0	0	0	0	0	0	0	0	0	0	0	0	0	0	0	0	0	0	0	0	0	0	0	0	0	0	60	42.5	30 to 40	73.3	38	63.3
22/05/2022	21:00	0	0	1	0	14	6	2	4	1	0	1	0	0	0	0	0	0	0	0	0	0	0	0	0	0	0	0	0	0	0	0	0	0	0	0	0	0	0	29	42.5	30 to 40	75.9	14	48.3	
22/05/2022	22:00	0	0	0	2	7	5	3	1	1	1	0	0	0	0	0	0	0	0	0	0	0	0	0	0	0	0	0	0	0	0	0	0	0	0	0	0	0	0	0	20	40	30 to 40	75.0	11	55.0
22/05/2022	23:00	0	0	0	0	2	0	2	0	0	0	0	0	0	0	0	0	0	0	0	0	0	0	0	0	0	0	0	0	0	0	0	0	0	0	0	0	0	0	0	4	37.5	30 to 40	100.0	2	50.0
24 Hr Summary		0	1	8	37	264	1003	1107	514	160	39	7	2	0	0	0	0	0	0	0	0	0	0	0	0	0	0	0	0	0	0	0	0	0	0	0	0	0	0	0	3142	37.4	30 to 40	83.5	1829	58.2

Incoming Histogram

A170 outward to 22 June 2022

from Tue-Mar-15-2022-05-00-PM to Wed-Jun-22-2022-12-59-PM

Date	Starting Hr:min	<5 5 to <10	10 to <15	15 to <20	20 to <25	25 to <30	30 to <35	35 to <40	40 to <45	45 to <50	50 to <55	55 to <60	60 to <65	65 to <70	70 to <75	75 to <80	80 to <85	85 to <90	90 to <95	95 to <100	100 to <105	105 to <110	110 to <115	115 to <120	120 to <125	125 to <130	130 to <135	135 to <140	140 to <145	145 to <150	150 to <155	155 to <160	160 to <165	165 to <170	170 to <175	175 to <180	180 to <185	185 to <190	190 to <195	195 to >200	Total Counts	85pct Speed	10MPH Pace	% in pace	# of Speeders	% Speeders
23/05/2022	00:00	0	0	0	0	0	0	0	0	2	0	0	0	0	0	0	0	0	0	0	0	0	0	0	0	0	0	0	0	0	0	0	0	0	0	0	0	0	0	0	2	50	40 to 50	100.0	2	100.0
23/05/2022	01:00	0	0	0	0	0	1	1	0	0	0	0	0	0	0	0	0	0	0	0	0	0	0	0	0	0	0	0	0	0	0	0	0	0	0	0	0	0	0	0	2	40	30 to 40	100.0	2	100.0
23/05/2022	02:00	0	0	0	0	0	1	0	1	0	0	0	0	0	0	0	0	0	0	0	0	0	0	0	0	0	0	0	0	0	0	0	0	0	0	0	0	0	0	2	45	35 to 45	100.0	2	100.0	
23/05/2022	03:00	0	0	0	0	2	0	1	1	0	0	0	0	0	0	0	0	0	0	0	0	0	0	0	0	0	0	0	0	0	0	0	0	0	0	0	0	0	0	4	40	30 to 40	75.0	2	50.0	
23/05/2022	04:00	0	0	0	0	3	3	2	1	0	0	0	0	0	0	0	0	0	0	0	0	0	0	0	0	0	0	0	0	0	0	0	0	0	0	0	0	0	0	9	40	30 to 40	88.9	6	66.7	
23/05/2022	05:00	0	0	0	0	8	15	6	7	0	0	0	0	0	0	0	0	0	0	0	0	0	0	0	0	0	0	0	0	0	0	0	0	0	0	0	0	0	0	36	41.4	30 to 40	80.6	28	77.8	
23/05/2022	06:00	0	0	0	3	36	31	27	9	2	1	0	0	0	0	0	0	0	0	0	0	0	0	0	0	0	0	0	0	0	0	0	0	0	0	0	0	0	109	39.3	30 to 40	86.2	70	64.2		
23/05/2022	07:00	0	0	1	11	75	71	35	7	2	0	0	0	0	0	0	0	0	0	0	0	0	0	0	0	0	0	0	0	0	0	0	0	0	0	0	0	0	202	37	30 to 40	89.6	115	56.9		
23/05/2022	08:00	0	0	7	18	112	100	28	10	2	0	0	0	0	0	0	0	0	0	0	0	0	0	0	0	0	0	0	0	0	0	0	0	0	0	0	0	0	277	34.9	30 to 40	86.6	140	50.5		
23/05/2022	09:00	0	0	5	28	97	90	31	11	0	0	0	0	0	0	0	0	0	0	0	0	0	0	0	0	0	0	0	0	0	0	0	0	0	0	0	0	0	262	35.5	30 to 40	83.2	132	50.4		
23/05/2022	10:00	0	0	2	27	142	85	51	8	2	0	0	0	0	0	0	0	0	0	0	0	0	0	0	0	0	0	0	0	0	0	0	0	0	0	0	0	0	317	36.3	30 to 40	87.7	146	46.1		
23/05/2022	11:00	0	1	4	31	124	126	44	6	0	0	0	0	0	0	0	0	0	0	0	0	0	0	0	0	0	0	0	0	0	0	0	0	0	0	0	0	0	336	35	30 to 40	87.5	176	52.4		
23/05/2022	12:00	0	0	8	42	112	121	39	4	0	0	0	0	0	0	0	0	0	0	0	0	0	0	0	0	0	0	0	0	0	0	0	0	0	0	0	0	0	326	34.8	25 to 35	84.4	164	50.3		
23/05/2022	13:00	0	1	1	28	109	121	40	8	2	0	0	0	0	0	0	0	0	0	0	0	0	0	0	0	0	0	0	0	0	0	0	0	0	0	0	0	0	310	35.5	30 to 40	87.1	171	55.2		
23/05/2022	14:00	0	0	7	23	121	129	37	10	2	0	0	0	0	0	0	0	0	0	0	0	0	0	0	0	0	0	0	0	0	0	0	0	0	0	0	0	0	329	35	30 to 40	87.2	178	54.1		
23/05/2022	15:00	0	0	7	43	137	123	45	6	1	1	0	0	0	0	0	0	0	0	0	0	0	0	0	0	0	0	0	0	0	0	0	0	0	0	0	0	0	363	35	30 to 40	84.0	176	48.5		
23/05/2022	16:00	0	0	2	35	152	123	44	12	3	0	0	0	0	0	0	0	0	0	0	0	0	0	0	0	0	0	0	0	0	0	0	0	0	0	0	0	0	371	35.3	30 to 40	86.0	182	49.1		
23/05/2022	17:00	0	0	1	9	92	91	53	8	2	1	0	0	0	0	0	0	0	0	0	0	0	0	0	0	0	0	0	0	0	0	0	0	0	0	0	0	0	257	37.4	30 to 40	91.8	155	60.3		
23/05/2022	18:00	0	1	1	7	44	44	26	10	1	1	0	0	0	0	0	0	0	0	0	0	0	0	0	0	0	0	0	0	0	0	0	0	0	0	0	0	0	135	38.5	30 to 40	84.4	82	60.7		
23/05/2022	19:00	0	0	0	4	26	41	19	5	1	2	0	0	0	0	0	0	0	0	0	0	0	0	0	0	0	0	0	0	0	0	0	0	0	0	0	0	0	98	38.2	30 to 40	87.8	68	69.4		
23/05/2022	20:00	0	0	0	4	29	25	12	3	0	0	0	0	0	0	0	0	0	0	0	0	0	0	0	0	0	0	0	0	0	0	0	0	0	0	0	0	0	73	36.7	30 to 40	90.4	40	54.8		
23/05/2022	21:00	0	0	1	6	11	6	5	6	0	0	0	0	0	0	0	0	0	0	0	0	0	0	0	0	0	0	0	0	0	0	0	0	0	0	0	0	0	35	40.8	25 to 35	65.7	17	48.6		
23/05/2022	22:00	0	0	1	0	2	1	0	1	0	0	0	0	0	0	0	0	0	0	0	0	0	0	0	0	0	0	0	0	0	0	0	0	0	0	0	0	0	5	35	20 to 30	60.0	2	40.0		
23/05/2022	23:00	0	0	0	0	2	0	1	0	0	1	0	0	0	0	0	0	0	0	0	0	0	0	0	0	0	0	0	0	0	0	0	0	0	0	0	0	0	4	40	30 to 40	75.0	2	50.0		
24 Hr Summary		0	3	48	319	1436	1348	547	134	22	7	0	0	0	0	0	0	0	0	0	0	0	0	0	0	0	0	0	0	0	0	0	0	0	0	0	0	3864	36.2	30 to 40	86.2	2058	53.3			

Incoming Histogram

A170 outward to 22 June 2022

from Tue-Mar-15-2022-05-00-PM to Wed-Jun-22-2022-12-59-PM

Date	Starting Hr:min	<5 5 to <10	10 to <15	15 to <20	20 to <25	25 to <30	30 to <35	35 to <40	40 to <45	45 to <50	50 to <55	55 to <60	60 to <65	65 to <70	70 to <75	75 to <80	80 to <85	85 to <90	90 to <95	95 to <100	100 to <105	105 to <110	110 to <115	115 to <120	120 to <125	125 to <130	130 to <135	135 to <140	140 to <145	145 to <150	150 to <155	155 to <160	160 to <165	165 to <170	170 to <175	175 to <180	180 to <185	185 to <190	190 to <195	195 to >200	Total Counts	85pct Speed	10MPH Pace	% in pace	# of Speeders	% Speeders
24/05/2022	00:00	0	0	1	0	0	0	0	1	1	0	0	0	0	0	0	0	0	0	0	0	0	0	0	0	0	0	0	0	0	0	0	0	0	0	0	0	0	0	0	3	50	40 to 50	66.7	2	66.7
24/05/2022	01:00	0	0	0	0	0	1	1	1	0	0	0	0	0	0	0	0	0	0	0	0	0	0	0	0	0	0	0	0	0	0	0	0	0	0	0	0	0	0	0	3	45	35 to 45	100.0	3	100.0
24/05/2022	02:00	0	0	0	0	0	0	3	0	0	0	0	0	0	0	0	0	0	0	0	0	0	0	0	0	0	0	0	0	0	0	0	0	0	0	0	0	0	0	3	40	30 to 40	100.0	3	100.0	
24/05/2022	03:00	0	0	0	0	1	0	0	0	1	0	0	0	0	0	0	0	0	0	0	0	0	0	0	0	0	0	0	0	0	0	0	0	0	0	0	0	0	0	2	50	20 to 30	50.0	1	50.0	
24/05/2022	04:00	0	0	0	0	0	2	3	1	1	0	1	0	0	0	0	0	0	0	0	0	0	0	0	0	0	0	0	0	0	0	0	0	0	0	0	0	0	0	8	50	35 to 45	75.0	8	100.0	
24/05/2022	05:00	0	0	0	1	5	7	6	4	3	0	0	0	0	0	0	0	0	0	0	0	0	0	0	0	0	0	0	0	0	0	0	0	0	0	0	0	0	0	26	43.8	30 to 40	69.2	20	76.9	
24/05/2022	06:00	0	0	0	4	31	44	28	11	1	4	0	0	0	0	0	0	0	0	0	0	0	0	0	0	0	0	0	0	0	0	0	0	0	0	0	0	0	0	123	39.6	30 to 40	83.7	88	71.5	
24/05/2022	07:00	0	0	4	20	77	60	39	13	2	1	0	0	0	0	0	0	0	0	0	0	0	0	0	0	0	0	0	0	0	0	0	0	0	0	0	0	0	216	37.9	30 to 40	81.5	115	53.2		
24/05/2022	08:00	0	0	4	36	126	101	41	10	1	0	0	0	0	0	0	0	0	0	0	0	0	0	0	0	0	0	0	0	0	0	0	0	0	0	0	0	0	319	35.5	30 to 40	84.0	153	48.0		
24/05/2022	09:00	0	0	3	13	78	94	48	10	2	0	0	0	0	0	0	0	0	0	0	0	0	0	0	0	0	0	0	0	0	0	0	0	0	0	0	0	0	248	37.4	30 to 40	88.7	154	62.1		
24/05/2022	10:00	0	0	3	27	102	103	30	6	0	1	0	0	0	0	0	0	0	0	0	0	0	0	0	0	0	0	0	0	0	0	0	0	0	0	0	0	0	272	34.8	30 to 40	86.4	140	51.5		
24/05/2022	11:00	0	0	3	28	110	120	52	9	1	0	0	0	0	0	0	0	0	0	0	0	0	0	0	0	0	0	0	0	0	0	0	0	0	0	0	0	0	323	36.3	30 to 40	87.3	182	56.3		
24/05/2022	12:00	0	0	1	3	29	89	91	27	10	2	0	0	0	0	0	0	0	0	0	0	0	0	0	0	0	0	0	0	0	0	0	0	0	0	0	0	0	252	35.2	25 to 35	82.9	130	51.6		
24/05/2022	13:00	0	0	2	27	103	107	39	8	0	1	0	0	0	0	0	0	0	0	0	0	0	0	0	0	0	0	0	0	0	0	0	0	0	0	0	0	0	287	35.6	30 to 40	86.8	155	54.0		
24/05/2022	14:00	0	0	5	36	114	136	38	7	1	0	0	0	0	0	0	0	0	0	0	0	0	0	0	0	0	0	0	0	0	0	0	0	0	0	0	0	0	337	34.8	30 to 40	85.5	182	54.0		
24/05/2022	15:00	0	0	4	33	113	136	48	8	3	0	0	0	0	0	0	0	0	0	0	0	0	0	0	0	0	0	0	0	0	0	0	0	0	0	0	0	0	345	35.7	30 to 40	86.1	195	56.5		
24/05/2022	16:00	0	0	1	7	28	138	131	62	11	0	0	0	0	0	0	0	0	0	0	0	0	0	0	0	0	0	0	0	0	0	0	0	0	0	0	0	0	378	36.3	30 to 40	87.6	204	54.0		
24/05/2022	17:00	0	0	6	28	106	119	62	4	0	0	0	0	0	0	0	0	0	0	0	0	0	0	0	0	0	0	0	0	0	0	0	0	0	0	0	0	0	325	36.4	30 to 40	88.3	185	56.9		
24/05/2022	18:00	0	0	1	7	47	51	26	12	1	2	0	1	0	0	0	0	0	0	0	0	0	0	0	0	0	0	0	0	0	0	0	0	0	0	0	0	0	149	38.8	30 to 40	83.2	93	62.4		
24/05/2022	19:00	0	0	0	8	31	36	23	9	2	0	0	0	0	0	0	0	0	0	0	0	0	0	0	0	0	0	0	0	0	0	0	0	0	0	0	0	0	109	38.9	30 to 40	82.6	70	64.2		
24/05/2022	20:00	0	0	0	5	28	20	18	8	2	0	0	0	0	0	0	0	0	0	0	0	0	0	0	0	0	0	0	0	0	0	0	0	0	0	0	0	0	81	39.4	30 to 40	81.5	48	59.3		
24/05/2022	21:00	0	0	0	4	13	13	9	4	1	1	0	0	0	0	0	0	0	0	0	0	0	0	0	0	0	0	0	0	0	0	0	0	0	0	0	0	0	45	39.4	30 to 40	77.8	28	62.2		
24/05/2022	22:00	0	0	1	1	5	12	4	2	3	0	0	0	0	0	0	0	0	0	0	0	0	0	0	0	0	0	0	0	0	0	0	0	0	0	0	0	0	28	42.5	30 to 40	75.0	21	75.0		
24/05/2022	23:00	0	0	0	0	1	1	1	1	0	0	0	0	0	0	0	0	0	0	0	0	0	0	0	0	0	0	0	0	0	0	0	0	0	0	0	0	0	4	40	30 to 40	75.0	3	75.0		
24 Hr Summary		0	0	3	47	335	1318	1385	608	150	28	10	1	1	0	0	0	0	0	0	0	0	0	0	0	0	0	0	0	0	0	0	0	0	0	0	0	0	3886	36.8	30 to 40	85.2	2183	56.2		

Incoming Histogram

A170 outward to 22 June 2022

from Tue-Mar-15-2022-05-00-PM to Wed-Jun-22-2022-12-59-PM

Date	Starting Hr:min	<5 to <10	10 to <15	15 to <20	20 to <25	25 to <30	30 to <35	35 to <40	40 to <45	45 to <50	50 to <55	55 to <60	60 to <65	65 to <70	70 to <75	75 to <80	80 to <85	85 to <90	90 to <95	95 to <100	100 to <105	105 to <110	110 to <115	115 to <120	120 to <125	125 to <130	130 to <135	135 to <140	140 to <145	145 to <150	150 to <155	155 to <160	160 to <165	165 to <170	170 to <175	175 to <180	180 to <185	185 to <190	190 to <195	195 to >200	Total Counts	85pct Speed	10MPH Pace	% in pace	# of Speeders	% Speeders
25/05/2022	00:00	0	0	0	0	0	1	2	0	0	0	0	0	0	0	0	0	0	0	0	0	0	0	0	0	0	0	0	0	0	0	0	0	0	0	0	0	0	0	0	3	40	30 to 40	100.0	3	100.0
25/05/2022	01:00	0	0	0	0	0	1	2	0	0	0	0	0	0	0	0	0	0	0	0	0	0	0	0	0	0	0	0	0	0	0	0	0	0	0	0	0	0	0	0	3	40	30 to 40	100.0	3	100.0
25/05/2022	02:00	0	0	0	0	0	1	1	0	0	0	0	0	0	0	0	0	0	0	0	0	0	0	0	0	0	0	0	0	0	0	0	0	0	0	0	0	0	0	2	40	30 to 40	100.0	2	100.0	
25/05/2022	03:00	0	0	0	0	2	0	1	0	0	0	0	0	0	0	0	0	0	0	0	0	0	0	0	0	0	0	0	0	0	0	0	0	0	0	0	0	0	0	3	40	30 to 40	100.0	1	33.3	
25/05/2022	04:00	0	0	0	0	0	2	1	2	1	0	0	0	0	0	0	0	0	0	0	0	0	0	0	0	0	0	0	0	0	0	0	0	0	0	0	0	0	0	6	45	35 to 45	83.3	6	100.0	
25/05/2022	05:00	0	0	0	0	8	7	7	8	1	1	0	0	0	0	0	0	0	0	0	0	0	0	0	0	0	0	0	0	0	0	0	0	0	0	0	0	0	0	32	43.1	30 to 40	68.8	24	75.0	
25/05/2022	06:00	0	0	0	17	25	36	26	9	2	0	0	0	0	0	0	0	0	0	0	0	0	0	0	0	0	0	0	0	0	0	0	0	0	0	0	0	0	115	38.8	30 to 40	75.7	73	63.5		
25/05/2022	07:00	0	0	0	21	85	82	32	7	3	0	0	0	0	0	0	0	0	0	0	0	0	0	0	0	0	0	0	0	0	0	0	0	0	0	0	0	0	230	36.2	30 to 40	86.5	124	53.9		
25/05/2022	08:00	0	1	13	32	116	102	30	8	2	0	0	0	0	0	0	0	0	0	0	0	0	0	0	0	0	0	0	0	0	0	0	0	0	0	0	0	304	34.7	25 to 35	82.2	142	46.7			
25/05/2022	09:00	0	0	2	21	102	91	62	10	2	0	0	0	0	0	0	0	0	0	0	0	0	0	0	0	0	0	0	0	0	0	0	0	0	0	0	0	290	37.4	30 to 40	87.9	165	56.9			
25/05/2022	10:00	0	0	4	21	114	109	47	12	0	0	0	0	0	0	0	0	0	0	0	0	0	0	0	0	0	0	0	0	0	0	0	0	0	0	0	0	307	36.4	30 to 40	87.9	168	54.7			
25/05/2022	11:00	0	0	4	23	99	100	42	7	0	0	0	0	0	0	0	0	0	0	0	0	0	0	0	0	0	0	0	0	0	0	0	0	0	0	0	0	275	36	30 to 40	87.6	149	54.2			
25/05/2022	12:00	0	3	3	34	87	95	37	10	1	1	0	0	0	0	0	0	0	0	0	0	0	0	0	0	0	0	0	0	0	0	0	0	0	0	0	0	271	36.1	30 to 40	80.8	144	53.1			
25/05/2022	13:00	0	0	9	25	96	109	29	6	1	0	0	0	0	0	0	0	0	0	0	0	0	0	0	0	0	0	0	0	0	0	0	0	0	0	0	0	275	34.8	30 to 40	85.1	145	52.7			
25/05/2022	14:00	0	0	2	34	150	102	37	8	0	0	0	0	0	0	0	0	0	0	0	0	0	0	0	0	0	0	0	0	0	0	0	0	0	0	0	0	333	34.8	30 to 40	86.8	147	44.1			
25/05/2022	15:00	0	0	4	34	150	125	50	4	1	0	0	0	0	0	0	0	0	0	0	0	0	0	0	0	0	0	0	0	0	0	0	0	0	0	0	0	368	35	30 to 40	88.3	180	48.9			
25/05/2022	16:00	0	0	6	44	140	143	51	12	4	0	0	0	0	0	0	0	0	0	0	0	0	0	0	0	0	0	0	0	0	0	0	0	0	0	0	0	400	35.7	30 to 40	83.5	210	52.5			
25/05/2022	17:00	0	0	2	19	79	117	45	14	1	1	0	0	0	0	0	0	0	0	0	0	0	0	0	0	0	0	0	0	0	0	0	0	0	0	0	0	278	37.1	30 to 40	86.7	178	64.0			
25/05/2022	18:00	0	0	0	10	45	48	29	12	3	0	0	0	0	0	0	0	0	0	0	0	0	0	0	0	0	0	0	0	0	0	0	0	0	0	0	0	147	38.8	30 to 40	83.0	92	62.6			
25/05/2022	19:00	0	0	2	5	42	42	26	10	1	0	0	0	0	0	0	0	0	0	0	0	0	0	0	0	0	0	0	0	0	0	0	0	0	0	0	0	128	38.5	30 to 40	85.9	79	61.7			
25/05/2022	20:00	0	0	0	4	22	29	12	6	5	0	0	0	0	0	0	0	0	0	0	0	0	0	0	0	0	0	0	0	0	0	0	0	0	0	0	0	78	39.6	30 to 40	80.8	52	66.7			
25/05/2022	21:00	0	0	0	4	21	11	6	3	2	1	0	0	0	0	0	0	0	0	0	0	0	0	0	0	0	0	0	0	0	0	0	0	0	0	0	0	48	39.2	30 to 40	79.2	23	47.9			
25/05/2022	22:00	0	0	0	4	6	7	4	3	4	0	0	0	0	0	0	0	0	0	0	0	0	0	0	0	0	0	0	0	0	0	0	0	0	0	0	0	28	45	25 to 35	60.7	18	64.3			
25/05/2022	23:00	0	0	0	2	1	5	0	5	3	1	0	0	0	0	0	0	0	0	0	0	0	0	0	0	0	0	0	0	0	0	0	0	0	0	0	0	17	46.7	35 to 45	58.8	14	82.4			
24 Hr Summary		0	4	51	354	1390	1365	579	156	37	5	0	0	0	0	0	0	0	0	0	0	0	0	0	0	0	0	0	0	0	0	0	0	0	0	0	0	3941	36.6	30 to 40	84.6	2142	54.4			

Incoming Histogram

A170 outward to 22 June 2022

from Tue-Mar-15-2022-05-00-PM to Wed-Jun-22-2022-12-59-PM

Date	Starting Hr:min	<5 to <10	10 to <15	15 to <20	20 to <25	25 to <30	30 to <35	35 to <40	40 to <45	45 to <50	50 to <55	55 to <60	60 to <65	65 to <70	70 to <75	75 to <80	80 to <85	85 to <90	90 to <95	95 to <100	100 to <105	105 to <110	110 to <115	115 to <120	120 to <125	125 to <130	130 to <135	135 to <140	140 to <145	145 to <150	150 to <155	155 to <160	160 to <165	165 to <170	170 to <175	175 to <180	180 to <185	185 to <190	190 to <195	195 to >200	Total Counts	85pct Speed	10MPH Pace	% in pace	# of Speeders	% Speeders
27/05/2022	00:00	0	0	0	0	3	0	1	1	0	0	0	0	0	0	0	0	0	0	0	0	0	0	0	0	0	0	0	0	0	0	0	0	0	0	0	0	0	0	0	5	40	30 to 40	80.0	2	40.0
27/05/2022	01:00	0	0	0	0	0	1	2	1	0	0	0	0	0	0	0	0	0	0	0	0	0	0	0	0	0	0	0	0	0	0	0	0	0	0	0	0	0	0	0	4	40	35 to 45	100.0	4	100.0
27/05/2022	02:00	0	0	0	0	2	1	0	0	0	0	0	0	0	0	0	0	0	0	0	0	0	0	0	0	0	0	0	0	0	0	0	0	0	0	0	0	0	0	3	35	25 to 35	100.0	1	33.3	
27/05/2022	03:00	0	0	0	1	2	0	1	0	0	0	0	0	0	0	0	0	0	0	0	0	0	0	0	0	0	0	0	0	0	0	0	0	0	0	0	0	0	0	4	30	20 to 30	75.0	1	25.0	
27/05/2022	04:00	0	0	0	0	3	5	4	2	0	0	0	0	0	0	0	0	0	0	0	0	0	0	0	0	0	0	0	0	0	0	0	0	0	0	0	0	0	0	14	40	30 to 40	85.7	11	78.6	
27/05/2022	05:00	0	0	0	0	5	11	3	10	2	0	0	0	0	0	0	0	0	0	0	0	0	0	0	0	0	0	0	0	0	0	0	0	0	0	0	0	0	0	31	43.5	35 to 45	77.4	26	83.9	
27/05/2022	06:00	0	0	1	4	29	40	24	7	8	0	0	0	0	0	0	0	0	0	0	0	0	0	0	0	0	0	0	0	0	0	0	0	0	0	0	0	0	0	113	39.6	30 to 40	82.3	79	69.9	
27/05/2022	07:00	0	0	1	13	78	91	40	8	1	1	0	0	0	0	0	0	0	0	0	0	0	0	0	0	0	0	0	0	0	0	0	0	0	0	0	0	0	233	36.9	30 to 40	89.7	141	60.5		
27/05/2022	08:00	0	1	4	26	99	103	38	11	0	1	0	0	0	0	0	0	0	0	0	0	0	0	0	0	0	0	0	0	0	0	0	0	0	0	0	0	0	283	36.1	30 to 40	84.8	153	54.1		
27/05/2022	09:00	0	0	3	32	119	94	42	8	2	0	0	0	0	0	0	0	0	0	0	0	0	0	0	0	0	0	0	0	0	0	0	0	0	0	0	0	0	301	35.8	30 to 40	84.7	146	48.5		
27/05/2022	10:00	0	0	1	46	127	120	50	11	1	0	0	0	0	0	0	0	0	0	0	0	0	0	0	0	0	0	0	0	0	0	0	0	0	0	0	0	0	356	35.9	30 to 40	83.4	182	51.1		
27/05/2022	11:00	0	0	8	57	151	140	51	10	0	0	0	0	0	0	0	0	0	0	0	0	0	0	0	0	0	0	0	0	0	0	0	0	0	0	0	0	0	417	34.9	25 to 35	83.5	201	48.2		
27/05/2022	12:00	0	0	9	49	152	142	53	9	0	0	0	0	0	0	0	0	0	0	0	0	0	0	0	0	0	0	0	0	0	0	0	0	0	0	0	0	0	414	35	30 to 40	83.8	204	49.3		
27/05/2022	13:00	0	0	3	39	114	142	51	14	3	0	0	0	0	0	0	0	0	0	0	0	0	0	0	0	0	0	0	0	0	0	0	0	0	0	0	0	0	366	36.3	30 to 40	83.9	210	57.4		
27/05/2022	14:00	0	0	6	50	175	158	52	16	2	0	0	0	0	0	0	0	0	0	0	0	0	0	0	0	0	0	0	0	0	0	0	0	0	0	0	0	0	459	35.1	30 to 40	83.9	228	49.7		
27/05/2022	15:00	0	0	11	57	195	174	62	20	2	0	0	0	0	0	0	0	0	0	0	0	0	0	0	0	0	0	0	0	0	0	0	0	0	0	0	0	0	522	35.5	30 to 40	82.6	258	49.4		
27/05/2022	16:00	0	0	5	40	199	208	78	5	2	0	0	0	0	0	0	0	0	0	0	0	0	0	0	0	0	0	0	0	0	0	0	0	0	0	0	0	0	537	35.3	30 to 40	90.3	293	54.6		
27/05/2022	17:00	0	0	4	44	138	162	74	15	2	0	0	0	0	0	0	0	0	0	0	0	0	0	0	0	0	0	0	0	0	0	0	0	0	0	0	0	0	439	36.7	30 to 40	85.2	253	57.6		
27/05/2022	18:00	0	0	3	19	60	93	63	29	4	0	0	0	0	0	0	0	0	0	0	0	0	0	0	0	0	0	0	0	0	0	0	0	0	0	0	0	0	271	39.4	30 to 40	79.7	189	69.7		
27/05/2022	19:00	0	0	0	8	39	66	43	14	3	1	0	0	0	0	0	0	0	0	0	0	0	0	0	0	0	0	0	0	0	0	0	0	0	0	0	0	0	174	39.1	30 to 40	85.1	127	73.0		
27/05/2022	20:00	0	0	0	3	22	37	25	6	2	2	0	0	0	0	0	0	0	0	0	0	0	0	0	0	0	0	0	0	0	0	0	0	0	0	0	0	0	97	39	30 to 40	86.6	72	74.2		
27/05/2022	21:00	0	0	1	1	34	27	15	5	4	1	0	0	0	0	0	0	0	0	0	0	0	0	0	0	0	0	0	0	0	0	0	0	0	0	0	0	88	39	30 to 40	86.4	52	59.1			
27/05/2022	22:00	0	0	0	2	17	20	9	4	0	1	0	0	0	0	0	0	0	0	0	0	0	0	0	0	0	0	0	0	0	0	0	0	0	0	0	0	53	38.3	30 to 40	86.8	34	64.2			
27/05/2022	23:00	0	0	0	1	8	5	6	3	0	0	0	0	0	0	0	0	0	0	0	0	0	0	0	0	0	0	0	0	0	0	0	0	0	0	0	0	23	40	30 to 40	82.6	14	60.9			
24 Hr Summary		0	1	2	60	492	1771	1840	787	209	38	7	0	0	0	0	0	0	0	0	0	0	0	0	0	0	0	0	0	0	0	0	0	0	0	0	0	5207	36.7	30 to 40	84.5	2881	55.3			

Incoming Histogram

A170 outward to 22 June 2022

from Tue-Mar-15-2022-05-00-PM to Wed-Jun-22-2022-12-59-PM

Date	Starting Hr:min	<5	5 to <10	10 to <15	15 to <20	20 to <25	25 to <30	30 to <35	35 to <40	40 to <45	45 to <50	50 to <55	55 to <60	60 to <65	65 to <70	70 to <75	75 to <80	80 to <85	85 to <90	90 to <95	95 to <100	100 to <105	105 to <110	110 to <115	115 to <120	120 to <125	125 to <130	130 to <135	135 to <140	140 to <145	145 to <150	150 to <155	155 to <160	160 to <165	165 to <170	170 to <175	175 to <180	180 to <185	185 to <190	190 to <195	195 to >200	Total Counts	85pct Speed	10MPH Pace	% in pace	# of Speeders	% Speeders
28/05/2022	00:00	0	0	0	0	1	1	3	2	2	1	0	0	0	0	0	0	0	0	0	0	0	0	0	0	0	0	0	0	0	0	0	0	0	0	0	0	0	0	0	10	47.5	40 to 50	70.0	9	90.0	
28/05/2022	01:00	0	0	0	0	1	0	0	0	0	0	0	0	1	0	0	0	0	0	0	0	0	0	0	0	0	0	0	0	0	0	0	0	0	0	0	0	0	0	2	65	20 to 30	50.0	1	50.0		
28/05/2022	02:00	0	0	0	1	2	0	1	2	0	0	0	0	0	0	0	0	0	0	0	0	0	0	0	0	0	0	0	0	0	0	0	0	0	0	0	0	0	0	6	42.5	20 to 30	50.0	3	50.0		
28/05/2022	03:00	0	0	0	0	1	1	0	0	0	0	0	0	0	0	0	0	0	0	0	0	0	0	0	0	0	0	0	0	0	0	0	0	0	0	0	0	0	0	2	35	25 to 35	100.0	1	50.0		
28/05/2022	04:00	0	0	0	0	0	1	2	0	0	0	0	0	0	0	0	0	0	0	0	0	0	0	0	0	0	0	0	0	0	0	0	0	0	0	0	0	0	0	3	40	30 to 40	100.0	3	100.0		
28/05/2022	05:00	0	0	1	1	5	8	4	3	1	0	0	0	0	0	0	0	0	0	0	0	0	0	0	0	0	0	0	0	0	0	0	0	0	0	0	0	0	0	23	41.7	30 to 40	73.9	16	69.6		
28/05/2022	06:00	0	1	4	3	11	17	12	4	5	0	0	0	0	0	0	0	0	0	0	0	0	0	0	0	0	0	0	0	0	0	0	0	0	0	0	0	0	57	40	30 to 40	70.2	38	66.7			
28/05/2022	07:00	0	0	1	8	39	30	16	7	3	1	0	0	0	0	0	0	0	0	0	0	0	0	0	0	0	0	0	0	0	0	0	0	0	0	0	0	0	105	38.4	30 to 40	81.0	57	54.3			
28/05/2022	08:00	0	1	2	18	60	66	39	10	2	0	0	1	0	0	0	0	0	0	0	0	0	0	0	0	0	0	0	0	0	0	0	0	0	0	0	0	0	199	37.8	30 to 40	82.9	118	59.3			
28/05/2022	09:00	0	0	6	24	90	94	51	16	0	1	0	0	0	0	0	0	0	0	0	0	0	0	0	0	0	0	0	0	0	0	0	0	0	0	0	0	283	37.5	30 to 40	83.0	162	57.2				
28/05/2022	10:00	0	0	6	30	125	123	60	20	5	0	0	0	1	0	0	0	0	0	0	0	0	0	0	0	0	0	0	0	0	0	0	0	0	0	0	0	370	37.5	30 to 40	83.2	209	56.5				
28/05/2022	11:00	0	0	12	37	140	152	66	21	1	0	0	0	0	0	0	0	0	0	0	0	0	0	0	0	0	0	0	0	0	0	0	0	0	0	0	0	432	36.7	30 to 40	82.9	240	55.6				
28/05/2022	12:00	0	1	6	17	115	121	69	27	3	0	0	0	0	0	0	0	0	0	0	0	0	0	0	0	0	0	0	0	0	0	0	0	0	0	0	0	362	38.3	30 to 40	84.3	220	60.8				
28/05/2022	13:00	0	0	2	23	119	120	65	18	1	0	0	1	0	0	0	0	0	0	0	0	0	0	0	0	0	0	0	0	0	0	0	0	0	0	0	0	350	37.5	30 to 40	86.9	205	58.6				
28/05/2022	14:00	0	0	4	37	105	145	57	12	3	0	0	0	0	0	0	0	0	0	0	0	0	0	0	0	0	0	0	0	0	0	0	0	0	0	0	0	366	36.5	30 to 40	83.9	217	59.3				
28/05/2022	15:00	0	0	6	44	108	106	60	12	1	1	0	0	0	0	0	0	0	0	0	0	0	0	0	0	0	0	0	0	0	0	0	0	0	0	0	0	344	36.8	30 to 40	79.7	180	52.3				
28/05/2022	16:00	0	0	3	37	116	121	52	16	3	1	0	0	0	0	0	0	0	0	0	0	0	0	0	0	0	0	0	0	0	0	0	0	0	0	0	0	350	36.9	30 to 40	82.6	193	55.1				
28/05/2022	17:00	0	0	4	12	72	85	41	14	1	0	0	0	0	0	0	0	0	0	0	0	0	0	0	0	0	0	0	0	0	0	0	0	0	0	0	0	229	37.7	30 to 40	86.5	141	61.6				
28/05/2022	18:00	0	0	0	12	43	56	33	12	7	1	0	0	0	0	0	0	0	0	0	0	0	0	0	0	0	0	0	0	0	0	0	0	0	0	0	0	164	39.2	30 to 40	80.5	109	66.5				
28/05/2022	19:00	0	0	1	3	30	30	29	11	1	1	0	0	0	0	0	0	0	0	0	0	0	0	0	0	0	0	0	0	0	0	0	0	0	0	0	0	106	39.5	30 to 40	84.0	72	67.9				
28/05/2022	20:00	0	0	0	5	12	20	15	6	4	0	0	0	0	0	0	0	0	0	0	0	0	0	0	0	0	0	0	0	0	0	0	0	0	0	0	0	62	40.8	30 to 40	75.8	45	72.6				
28/05/2022	21:00	0	0	0	5	16	23	11	3	2	0	0	0	0	0	0	0	0	0	0	0	0	0	0	0	0	0	0	0	0	0	0	0	0	0	0	0	60	38.2	30 to 40	83.3	39	65.0				
28/05/2022	22:00	0	0	0	2	17	15	4	6	1	1	0	0	0	0	0	0	0	0	0	0	0	0	0	0	0	0	0	0	0	0	0	0	0	0	0	0	46	40.8	30 to 40	78.3	27	58.7				
28/05/2022	23:00	0	0	0	3	4	7	8	6	1	0	0	0	0	0	0	0	0	0	0	0	0	0	0	0	0	0	0	0	0	0	0	0	0	0	0	0	29	42.5	35 to 45	72.4	22	75.9				
24 Hr Summary		0	3	18	58	322	1232	1342	698	228	47	8	0	3	1	0	0	0	0	0	0	0	0	0	0	0	0	0	0	0	0	0	0	0	0	0	0	3960	37.8	30 to 40	82.6	2327	58.8				

Incoming Histogram

A170 outward to 22 June 2022

from Tue-Mar-15-2022-05-00-PM to Wed-Jun-22-2022-12-59-PM

Date	Starting Hr:min	<5	5 to <10	10 to <15	15 to <20	20 to <25	25 to <30	30 to <35	35 to <40	40 to <45	45 to <50	50 to <55	55 to <60	60 to <65	65 to <70	70 to <75	75 to <80	80 to <85	85 to <90	90 to <95	95 to <100	100 to <105	105 to <110	110 to <115	115 to <120	120 to <125	125 to <130	130 to <135	135 to <140	140 to <145	145 to <150	150 to <155	155 to <160	160 to <165	165 to <170	170 to <175	175 to <180	180 to <185	185 to <190	190 to <195	195 to >200	Total Counts	85pct Speed	10MPH Pace	% in pace	# of Speeders	% Speeders
29/05/2022	00:00	0	0	0	0	8	8	4	4	0	0	1	0	0	0	0	0	0	0	0	0	0	0	0	0	0	0	0	0	0	0	0	0	0	0	0	0	0	0	0	25	41.2	30 to 40	80.0	17	68.0	
29/05/2022	01:00	0	0	0	0	4	2	2	0	0	1	0	0	0	0	0	0	0	0	0	0	0	0	0	0	0	0	0	0	0	0	0	0	0	0	0	0	0	0	0	9	40	30 to 40	88.9	5	55.6	
29/05/2022	02:00	0	0	0	0	1	0	1	1	1	0	0	0	0	0	0	0	0	0	0	0	0	0	0	0	0	0	0	0	0	0	0	0	0	0	0	0	0	0	4	45	40 to 50	75.0	3	75.0		
29/05/2022	03:00	0	0	0	1	1	0	1	2	1	0	0	0	0	0	0	0	0	0	0	0	0	0	0	0	0	0	0	0	0	0	0	0	0	0	0	0	0	0	6	45	40 to 50	66.7	4	66.7		
29/05/2022	04:00	0	0	0	0	2	5	1	0	0	0	0	0	0	0	0	0	0	0	0	0	0	0	0	0	0	0	0	0	0	0	0	0	0	0	0	0	0	0	8	35	30 to 40	100.0	6	75.0		
29/05/2022	05:00	0	0	0	0	0	4	4	5	0	0	0	0	0	0	0	0	0	0	0	0	0	0	0	0	0	0	0	0	0	0	0	0	0	0	0	0	0	0	13	43	35 to 45	100.0	13	100.0		
29/05/2022	06:00	0	0	0	0	6	8	6	2	0	1	1	0	0	0	0	0	0	0	0	0	0	0	0	0	0	0	0	0	0	0	0	0	0	0	0	0	0	0	24	40	30 to 40	83.3	18	75.0		
29/05/2022	07:00	0	0	0	1	12	19	24	12	4	0	0	0	0	0	0	0	0	0	0	0	0	0	0	0	0	0	0	0	0	0	0	0	0	0	0	0	0	0	72	42.1	30 to 40	76.4	59	81.9		
29/05/2022	08:00	0	0	1	2	8	38	36	25	6	2	1	0	0	0	0	0	0	0	0	0	0	0	0	0	0	0	0	0	0	0	0	0	0	0	0	0	0	119	38.2	30 to 40	83.2	70	58.8			
29/05/2022	09:00	0	0	0	2	29	79	81	43	10	2	1	0	0	0	0	0	0	0	0	0	0	0	0	0	0	0	0	0	0	0	0	0	0	0	0	0	0	247	37.2	30 to 40	82.2	137	55.5			
29/05/2022	10:00	0	0	0	24	106	122	42	12	0	0	0	0	0	0	0	0	0	0	0	0	0	0	0	0	0	0	0	0	0	0	0	0	0	0	0	0	0	306	36	30 to 40	88.2	176	57.5			
29/05/2022	11:00	0	0	2	6	26	118	109	75	14	1	0	0	0	0	0	0	0	0	0	0	0	0	0	0	0	0	0	0	0	0	0	0	0	0	0	0	0	351	37.5	30 to 40	86.0	199	56.7			
29/05/2022	12:00	0	0	1	6	21	91	113	51	15	1	0	0	0	0	0	0	0	0	0	0	0	0	0	0	0	0	0	0	0	0	0	0	0	0	0	0	0	299	37.2	30 to 40	85.3	180	60.2			
29/05/2022	13:00	0	0	0	3	24	88	105	42	12	0	0	0	0	0	0	0	0	0	0	0	0	0	0	0	0	0	0	0	0	0	0	0	0	0	0	0	0	274	36.5	30 to 40	85.8	159	58.0			
29/05/2022	14:00	0	0	0	31	107	89	50	9	3	0	0	0	0	0	0	0	0	0	0	0	0	0	0	0	0	0	0	0	0	0	0	0	0	0	0	0	0	289	36.9	30 to 40	85.1	151	52.2			
29/05/2022	15:00	0	0	0	3	28	114	137	43	12	1	0	0	0	0	0	0	0	0	0	0	0	0	0	0	0	0	0	0	0	0	0	0	0	0	0	0	0	338	35.6	30 to 40	87.0	193	57.1			
29/05/2022	16:00	0	0	0	4	23	86	96	52	13	1	0	0	0	0	0	0	0	0	0	0	0	0	0	0	0	0	0	0	0	0	0	0	0	0	0	0	0	275	37.4	30 to 40	85.1	162	58.9			
29/05/2022	17:00	0	0	0	4	24	49	71	39	12	5	1	0	0	0	0	0	0	0	0	0	0	0	0	0	0	0	0	0	0	0	0	0	0	0	0	0	0	205	38.3	30 to 40	77.6	128	62.4			
29/05/2022	18:00	0	0	0	1	6	37	46	26	11	0	1	0	0	0	0	0	0	0	0	0	0	0	0	0	0	0	0	0	0	0	0	0	0	0	0	0	0	128	38.7	30 to 40	85.2	84	65.6			
29/05/2022	19:00	0	0	0	1	6	21	31	30	9	2	0	0	0	0	0	0	0	0	0	0	0	0	0	0	0	0	0	0	0	0	0	0	0	0	0	0	0	100	39.3	30 to 40	82.0	72	72.0			
29/05/2022	20:00	0	0	0	1	10	23	26	11	3	0	2	1	0	0	0	0	0	0	0	0	0	0	0	0	0	0	0	0	0	0	0	0	0	0	0	0	0	77	37.3	30 to 40	77.9	43	55.8			
29/05/2022	21:00	0	0	0	2	6	12	8	4	0	1	0	0	0	0	0	0	0	0	0	0	0	0	0	0	0	0	0	0	0	0	0	0	0	0	0	0	0	33	40	30 to 40	78.8	25	75.8			
29/05/2022	22:00	0	0	0	1	7	5	3	4	1	0	0	0	0	0	0	0	0	0	0	0	0	0	0	0	0	0	0	0	0	0	0	0	0	0	0	0	0	21	42.5	30 to 40	71.4	13	61.9			
29/05/2022	23:00	0	0	0	0	3	3	1	0	1	1	0	0	0	0	0	0	0	0	0	0	0	0	0	0	0	0	0	0	0	0	0	0	0	0	0	0	0	9	50	30 to 40	77.8	6	66.7			
24 Hr Summary		0	0	4	33	265	1007	1128	584	172	26	10	3	0	0	0	0	0	0	0	0	0	0	0	0	0	0	0	0	0	0	0	0	0	0	0	0	0	3232	37.7	30 to 40	84.1	1923	59.5			

Incoming Histogram

A170 outward to 22 June 2022

from Tue-Mar-15-2022-05-00-PM to Wed-Jun-22-2022-12-59-PM

Date	Starting Hr:min	<5 to <10	10 to <15	15 to <20	20 to <25	25 to <30	30 to <35	35 to <40	40 to <45	45 to <50	50 to <55	55 to <60	60 to <65	65 to <70	70 to <75	75 to <80	80 to <85	85 to <90	90 to <95	95 to <100	100 to <105	105 to <110	110 to <115	115 to <120	120 to <125	125 to <130	130 to <135	135 to <140	140 to <145	145 to <150	150 to <155	155 to <160	160 to <165	165 to <170	170 to <175	175 to <180	180 to <185	185 to <190	190 to <195	195 to >200	Total Counts	85pct Speed	10MPH Pace	% in pace	# of Speeders	% Speeders
30/05/2022	00:00	0	0	0	0	1	1	1	1	1	0	0	0	0	0	0	0	0	0	0	0	0	0	0	0	0	0	0	0	0	0	0	0	0	0	0	0	0	0	0	5	45	30 to 40	60.0	4	80.0
30/05/2022	01:00	0	0	0	0	0	0	0	0	1	0	0	0	0	0	0	0	0	0	0	0	0	0	0	0	0	0	0	0	0	0	0	0	0	0	0	0	0	0	0	1	50	40 to 50	100.0	1	100.0
30/05/2022	02:00	0	0	0	0	0	0	1	0	0	0	0	0	0	0	0	0	0	0	0	0	0	0	0	0	0	0	0	0	0	0	0	0	0	0	0	0	0	0	1	40	30 to 40	100.0	1	100.0	
30/05/2022	03:00	0	0	1	1	1	0	0	0	0	0	0	0	0	0	0	0	0	0	0	0	0	0	0	0	0	0	0	0	0	0	0	0	0	0	0	0	0	0	3	30	20 to 30	100.0	*	*	
30/05/2022	04:00	0	0	1	1	0	4	4	1	0	0	0	0	0	0	0	0	0	0	0	0	0	0	0	0	0	0	0	0	0	0	0	0	0	0	0	0	0	0	11	38.8	35 to 45	81.8	9	81.8	
30/05/2022	05:00	0	0	0	1	11	4	13	8	3	0	0	0	0	0	0	0	0	0	0	0	0	0	0	0	0	0	0	0	0	0	0	0	0	0	0	0	0	0	40	43.1	30 to 40	70.0	28	70.0	
30/05/2022	06:00	0	0	1	1	21	24	23	13	4	2	0	0	0	0	0	0	0	0	0	0	0	0	0	0	0	0	0	0	0	0	0	0	0	0	0	0	0	0	89	42.3	30 to 40	76.4	66	74.2	
30/05/2022	07:00	0	0	0	8	54	50	33	6	3	0	0	0	0	0	0	0	0	0	0	0	0	0	0	0	0	0	0	0	0	0	0	0	0	0	0	0	0	154	37.9	30 to 40	89.0	92	59.7		
30/05/2022	08:00	0	0	4	19	93	89	40	5	4	0	0	0	0	0	0	0	0	0	0	0	0	0	0	0	0	0	0	0	0	0	0	0	0	0	0	0	0	254	36.4	30 to 40	87.4	138	54.3		
30/05/2022	09:00	0	0	7	20	88	100	50	12	1	0	0	0	0	0	0	0	0	0	0	0	0	0	0	0	0	0	0	0	0	0	0	0	0	0	0	0	0	278	37.1	30 to 40	85.6	163	58.6		
30/05/2022	10:00	0	0	1	8	26	110	113	49	13	0	0	0	0	0	0	0	0	0	0	0	0	0	0	0	0	0	0	0	0	0	0	0	0	0	0	0	0	320	36.4	30 to 40	85.0	175	54.7		
30/05/2022	11:00	0	0	2	33	107	95	56	11	2	0	0	0	0	0	0	0	0	0	0	0	0	0	0	0	0	0	0	0	0	0	0	0	0	0	0	0	0	306	37.1	30 to 40	84.3	164	53.6		
30/05/2022	12:00	0	0	1	27	91	120	46	9	2	1	0	0	0	0	0	0	0	0	0	0	0	0	0	0	0	0	0	0	0	0	0	0	0	0	0	0	0	297	36.4	30 to 40	86.5	178	59.9		
30/05/2022	13:00	0	0	6	41	119	121	28	15	3	0	0	0	0	0	0	0	0	0	0	0	0	0	0	0	0	0	0	0	0	0	0	0	0	0	0	0	0	333	34.8	25 to 35	84.4	167	50.2		
30/05/2022	14:00	0	1	1	7	24	119	104	61	14	2	1	1	0	0	0	0	0	0	0	0	0	0	0	0	0	0	0	0	0	0	0	0	0	0	0	0	0	335	37.4	30 to 40	84.8	183	54.6		
30/05/2022	15:00	0	0	1	5	28	121	116	62	12	1	0	0	0	0	0	0	0	0	0	0	0	0	0	0	0	0	0	0	0	0	0	0	0	0	0	0	0	346	36.9	30 to 40	86.4	191	55.2		
30/05/2022	16:00	0	0	7	31	141	135	46	7	2	0	0	0	0	0	0	0	0	0	0	0	0	0	0	0	0	0	0	0	0	0	0	0	0	0	0	0	0	369	35	30 to 40	87.3	190	51.5		
30/05/2022	17:00	0	0	0	13	84	91	31	15	3	0	0	0	0	0	0	0	0	0	0	0	0	0	0	0	0	0	0	0	0	0	0	0	0	0	0	0	0	237	37.1	30 to 40	86.9	140	59.1		
30/05/2022	18:00	0	0	2	16	63	44	31	9	1	0	0	0	0	0	0	0	0	0	0	0	0	0	0	0	0	0	0	0	0	0	0	0	0	0	0	0	0	166	37.6	30 to 40	83.1	85	51.2		
30/05/2022	19:00	0	0	1	6	37	41	21	5	2	1	1	0	0	0	0	0	0	0	0	0	0	0	0	0	0	0	0	0	0	0	0	0	0	0	0	0	0	115	38.1	30 to 40	86.1	71	61.7		
30/05/2022	20:00	0	0	0	1	21	21	9	3	2	0	0	0	0	0	0	0	0	0	0	0	0	0	0	0	0	0	0	0	0	0	0	0	0	0	0	0	0	57	37.8	30 to 40	89.5	35	61.4		
30/05/2022	21:00	0	0	2	7	11	18	12	4	2	1	0	0	0	0	0	0	0	0	0	0	0	0	0	0	0	0	0	0	0	0	0	0	0	0	0	0	57	39.2	30 to 40	71.9	37	64.9			
30/05/2022	22:00	0	0	1	0	3	4	1	3	2	0	0	0	0	0	0	0	0	0	0	0	0	0	0	0	0	0	0	0	0	0	0	0	0	0	0	0	0	14	45	30 to 40	57.1	10	71.4		
30/05/2022	23:00	0	0	0	0	0	1	1	0	1	0	0	0	0	0	0	0	0	0	0	0	0	0	0	0	0	0	0	0	0	0	0	0	0	0	0	0	0	3	50	30 to 40	66.7	3	100.0		
24 Hr Summary		0	1	3	56	304	1296	1296	619	166	42	6	2	0	0	0	0	0	0	0	0	0	0	0	0	0	0	0	0	0	0	0	0	0	0	0	0	0	3791	37.1	30 to 40	84.7	2131	56.2		

Incoming Histogram

A170 outward to 22 June 2022

from Tue-Mar-15-2022-05-00-PM to Wed-Jun-22-2022-12-59-PM

Date	Starting Hr:min	<5 5 to <10	10 to <15	15 to <20	20 to <25	25 to <30	30 to <35	35 to <40	40 to <45	45 to <50	50 to <55	55 to <60	60 to <65	65 to <70	70 to <75	75 to <80	80 to <85	85 to <90	90 to <95	95 to <100	100 to <105	105 to <110	110 to <115	115 to <120	120 to <125	125 to <130	130 to <135	135 to <140	140 to <145	145 to <150	150 to <155	155 to <160	160 to <165	165 to <170	170 to <175	175 to <180	180 to <185	185 to <190	190 to <195	195 to >200	Total Counts	85pct Speed	10MPH Pace	% in pace	# of Speeders	% Speeders
31/05/2022	00:00	0	0	0	0	0	4	0	3	0	0	0	0	0	0	0	0	0	0	0	0	0	0	0	0	0	0	0	0	0	0	0	0	0	0	0	0	0	0	0	7	43.3	35 to 45	100.0	7	100.0
31/05/2022	01:00	0	0	0	0	0	0	1	0	0	0	0	0	0	0	0	0	0	0	0	0	0	0	0	0	0	0	0	0	0	0	0	0	0	0	0	0	0	0	0	1	40	30 to 40	100.0	1	100.0
31/05/2022	02:00	0	0	0	0	0	1	1	0	0	0	0	0	0	0	0	0	0	0	0	0	0	0	0	0	0	0	0	0	0	0	0	0	0	0	0	0	0	0	0	2	40	30 to 40	100.0	2	100.0
31/05/2022	03:00	0	0	0	0	2	0	0	0	0	0	0	0	0	0	0	0	0	0	0	0	0	0	0	0	0	0	0	0	0	0	0	0	0	0	0	0	0	0	0	2	30	20 to 30	100.0	*	*
31/05/2022	04:00	0	0	0	0	0	4	3	3	2	0	0	0	0	0	0	0	0	0	0	0	0	0	0	0	0	0	0	0	0	0	0	0	0	0	0	0	0	0	0	12	45	35 to 45	83.3	12	100.0
31/05/2022	05:00	0	0	0	0	3	5	4	11	1	0	0	0	0	0	0	0	0	0	0	0	0	0	0	0	0	0	0	0	0	0	0	0	0	0	0	0	0	0	0	24	43.6	35 to 45	83.3	21	87.5
31/05/2022	06:00	0	0	0	8	20	27	22	12	4	0	0	0	0	0	0	0	0	0	0	0	0	0	0	0	0	0	0	0	0	0	0	0	0	0	0	0	0	0	0	93	40.8	30 to 40	74.2	65	69.9
31/05/2022	07:00	0	0	2	13	60	69	30	6	0	0	0	0	0	0	0	0	0	0	0	0	0	0	0	0	0	0	0	0	0	0	0	0	0	0	0	0	0	0	180	36.5	30 to 40	88.3	105	58.3	
31/05/2022	08:00	0	0	1	16	69	68	36	13	0	1	0	0	0	0	0	0	0	0	0	0	0	0	0	0	0	0	0	0	0	0	0	0	0	0	0	0	0	0	204	37.6	30 to 40	84.8	118	57.8	
31/05/2022	09:00	0	2	3	18	95	95	39	8	1	0	0	0	0	0	0	0	0	0	0	0	0	0	0	0	0	0	0	0	0	0	0	0	0	0	0	0	0	0	261	36.2	30 to 40	87.7	143	54.8	
31/05/2022	10:00	0	0	2	30	91	94	41	5	1	0	0	0	0	0	0	0	0	0	0	0	0	0	0	0	0	0	0	0	0	0	0	0	0	0	0	0	0	0	264	35.9	30 to 40	85.6	141	53.4	
31/05/2022	11:00	0	1	7	23	119	122	53	8	1	0	0	0	0	0	0	0	0	0	0	0	0	0	0	0	0	0	0	0	0	0	0	0	0	0	0	0	0	0	334	36.1	30 to 40	88.0	184	55.1	
31/05/2022	12:00	0	7	9	41	95	119	42	13	6	1	0	0	0	0	0	0	0	0	0	0	0	0	0	0	0	0	0	0	0	0	0	0	0	0	0	0	0	0	333	36.4	30 to 40	76.9	181	54.4	
31/05/2022	13:00	0	0	3	27	111	110	48	10	0	0	0	0	0	0	0	0	0	0	0	0	0	0	0	0	0	0	0	0	0	0	0	0	0	0	0	0	0	0	309	36.2	30 to 40	87.1	168	54.4	
31/05/2022	14:00	0	0	4	33	126	116	49	5	2	0	0	0	0	0	0	0	0	0	0	0	0	0	0	0	0	0	0	0	0	0	0	0	0	0	0	0	0	0	335	35.6	30 to 40	86.9	172	51.3	
31/05/2022	15:00	0	0	5	33	122	129	51	8	2	0	0	0	0	0	0	0	0	0	0	0	0	0	0	0	0	0	0	0	0	0	0	0	0	0	0	0	0	0	350	35.9	30 to 40	86.3	190	54.3	
31/05/2022	16:00	0	0	3	36	155	150	58	8	1	0	0	0	0	0	0	0	0	0	0	0	0	0	0	0	0	0	0	0	0	0	0	0	0	0	0	0	0	0	411	35.4	30 to 40	88.3	217	52.8	
31/05/2022	17:00	0	0	3	25	92	91	45	10	3	0	0	0	0	0	0	0	0	0	0	0	0	0	0	0	0	0	0	0	0	0	0	0	0	0	0	0	0	0	269	37	30 to 40	84.8	149	55.4	
31/05/2022	18:00	0	0	2	12	46	43	35	15	3	0	0	0	0	0	0	0	0	0	0	0	0	0	0	0	0	0	0	0	0	0	0	0	0	0	0	0	0	0	156	39.3	30 to 40	79.5	96	61.5	
31/05/2022	19:00	0	0	0	14	44	42	25	7	2	1	0	0	0	0	0	0	0	0	0	0	0	0	0	0	0	0	0	0	0	0	0	0	0	0	0	0	0	0	135	38	30 to 40	82.2	77	57.0	
31/05/2022	20:00	0	0	1	3	24	21	17	4	2	0	0	0	0	0	0	0	0	0	0	0	0	0	0	0	0	0	0	0	0	0	0	0	0	0	0	0	0	0	72	38.5	30 to 40	86.1	44	61.1	
31/05/2022	21:00	0	0	0	3	15	20	9	3	2	0	0	0	0	0	0	0	0	0	0	0	0	0	0	0	0	0	0	0	0	0	0	0	0	0	0	0	0	52	38.3	30 to 40	84.6	34	65.4		
31/05/2022	22:00	0	0	0	0	4	7	7	6	2	0	0	0	0	0	0	0	0	0	0	0	0	0	0	0	0	0	0	0	0	0	0	0	0	0	0	0	0	0	26	43.3	35 to 45	76.9	22	84.6	
31/05/2022	23:00	0	0	0	0	0	6	4	2	3	0	0	0	0	0	0	0	0	0	0	0	0	0	0	0	0	0	0	0	0	0	0	0	0	0	0	0	0	0	15	46.7	35 to 45	80.0	15	100.0	
24 Hr Summary		0	10	45	335	1293	1343	620	160	38	3	0	0	0	0	0	0	0	0	0	0	0	0	0	0	0	0	0	0	0	0	0	0	0	0	0	0	0	0	3847	37	30 to 40	84.6	2164	56.3	

Incoming Histogram

A170 outward to 22 June 2022

from Tue-Mar-15-2022-05-00-PM to Wed-Jun-22-2022-12-59-PM

Date	Starting Hr:min	<5 5 to <10	10 to <15	15 to <20	20 to <25	25 to <30	30 to <35	35 to <40	40 to <45	45 to <50	50 to <55	55 to <60	60 to <65	65 to <70	70 to <75	75 to <80	80 to <85	85 to <90	90 to <95	95 to <100	100 to <105	105 to <110	110 to <115	115 to <120	120 to <125	125 to <130	130 to <135	135 to <140	140 to <145	145 to <150	150 to <155	155 to <160	160 to <165	165 to <170	170 to <175	175 to <180	180 to <185	185 to <190	190 to <195	195 to >200	Total Counts	85pct Speed	10MPH Pace	% in pace	# of Speeders	% Speeders
01/06/2022	00:00	0	0	0	2	1	9	4	2	1	1	0	0	0	0	0	0	0	0	0	0	0	0	0	0	0	0	0	0	0	0	0	0	0	0	0	0	0	0	0	20	42.5	35 to 45	75.0	17	85.0
01/06/2022	01:00	0	0	0	0	1	1	3	1	1	0	0	0	0	0	0	0	0	0	0	0	0	0	0	0	0	0	0	0	0	0	0	0	0	0	0	0	0	0	0	7	45	30 to 40	71.4	6	85.7
01/06/2022	02:00	0	0	0	0	0	1	0	0	0	0	0	0	0	0	0	0	0	0	0	0	0	0	0	0	0	0	0	0	0	0	0	0	0	0	0	0	0	0	1	35	25 to 35	100.0	1	100.0	
01/06/2022	03:00	0	0	0	0	2	0	1	0	0	0	0	0	0	0	0	0	0	0	0	0	0	0	0	0	0	0	0	0	0	0	0	0	0	0	0	0	0	0	3	40	30 to 40	100.0	1	33.3	
01/06/2022	04:00	0	0	0	0	1	3	6	1	0	0	0	0	0	0	0	0	0	0	0	0	0	0	0	0	0	0	0	0	0	0	0	0	0	0	0	0	0	0	11	39.2	30 to 40	90.9	10	90.9	
01/06/2022	05:00	0	0	0	1	9	4	6	8	1	0	0	0	0	0	0	0	0	0	0	0	0	0	0	0	0	0	0	0	0	0	0	0	0	0	0	0	0	0	29	43.1	30 to 40	65.5	19	65.5	
01/06/2022	06:00	0	0	2	2	16	22	26	15	5	1	0	0	0	0	0	0	0	0	0	0	0	0	0	0	0	0	0	0	0	0	0	0	0	0	0	0	0	0	89	42.7	30 to 40	71.9	69	77.5	
01/06/2022	07:00	0	0	2	19	69	69	23	7	1	0	1	0	0	0	0	0	0	0	0	0	0	0	0	0	0	0	0	0	0	0	0	0	0	0	0	0	0	0	191	35.7	30 to 40	84.3	101	52.9	
01/06/2022	08:00	0	0	3	27	75	80	46	12	0	0	0	0	0	0	0	0	0	0	0	0	0	0	0	0	0	0	0	0	0	0	0	0	0	0	0	0	0	243	37.4	30 to 40	82.7	138	56.8		
01/06/2022	09:00	0	1	3	33	103	101	49	12	3	0	0	0	0	0	0	0	0	0	0	0	0	0	0	0	0	0	0	0	0	0	0	0	0	0	0	0	0	306	36.8	30 to 40	82.7	165	53.9		
01/06/2022	10:00	0	0	5	37	127	89	58	5	1	1	0	0	0	0	0	0	0	0	0	0	0	0	0	0	0	0	0	0	0	0	0	0	0	0	0	0	0	323	36.5	30 to 40	84.8	154	47.7		
01/06/2022	11:00	0	0	2	8	34	134	112	45	9	0	0	0	0	0	0	0	0	0	0	0	0	0	0	0	0	0	0	0	0	0	0	0	0	0	0	0	0	344	35.2	30 to 40	84.6	166	48.3		
01/06/2022	12:00	0	0	4	28	125	112	44	9	1	0	0	0	0	0	0	0	0	0	0	0	0	0	0	0	0	0	0	0	0	0	0	0	0	0	0	0	0	323	35.7	30 to 40	87.0	166	51.4		
01/06/2022	13:00	0	0	1	4	22	124	113	36	8	3	0	0	0	0	0	0	0	0	0	0	0	0	0	0	0	0	0	0	0	0	0	0	0	0	0	0	0	311	35	30 to 40	87.8	160	51.4		
01/06/2022	14:00	0	0	5	30	139	107	39	5	0	0	0	0	0	0	0	0	0	0	0	0	0	0	0	0	0	0	0	0	0	0	0	0	0	0	0	0	0	325	34.8	30 to 40	87.7	151	46.5		
01/06/2022	15:00	0	0	24	108	192	58	16	1	0	0	0	0	0	0	0	0	0	0	0	0	0	0	0	0	0	0	0	0	0	0	0	0	0	0	0	0	0	399	31.3	25 to 35	89.7	75	18.8		
01/06/2022	16:00	0	0	3	52	183	143	47	15	0	0	0	0	0	0	0	0	0	0	0	0	0	0	0	0	0	0	0	0	0	0	0	0	0	0	0	0	0	443	34.9	25 to 35	85.3	205	46.3		
01/06/2022	17:00	0	0	1	2	16	87	124	58	16	1	0	0	0	0	0	0	0	0	0	0	0	0	0	0	0	0	0	0	0	0	0	0	0	0	0	0	0	306	37.6	30 to 40	87.9	200	65.4		
01/06/2022	18:00	0	0	0	13	53	77	41	8	3	1	0	0	0	0	0	0	0	0	0	0	0	0	0	0	0	0	0	0	0	0	0	0	0	0	0	0	0	197	37.8	30 to 40	86.8	130	66.0		
01/06/2022	19:00	0	0	4	11	41	53	33	13	0	0	0	0	0	0	0	0	0	0	0	0	0	0	0	0	0	0	0	0	0	0	0	0	0	0	0	0	0	157	38.3	30 to 40	80.9	99	63.1		
01/06/2022	20:00	0	0	0	11	40	39	24	6	3	0	1	0	0	0	0	0	0	0	0	0	0	0	0	0	0	0	0	0	0	0	0	0	0	0	0	0	0	124	38.1	30 to 40	83.1	73	58.9		
01/06/2022	21:00	0	0	0	4	9	28	11	5	2	0	0	0	0	0	0	0	0	0	0	0	0	0	0	0	0	0	0	0	0	0	0	0	0	0	0	0	59	39.1	30 to 40	81.4	46	78.0			
01/06/2022	22:00	0	0	0	0	6	8	7	3	3	0	0	0	0	0	0	0	0	0	0	0	0	0	0	0	0	0	0	0	0	0	0	0	0	0	0	0	27	43.3	30 to 40	77.8	21	77.8			
01/06/2022	23:00	0	0	1	1	7	7	3	5	1	1	0	0	0	0	0	0	0	0	0	0	0	0	0	0	0	0	0	0	0	0	0	0	0	0	0	0	26	43	30 to 40	65.4	17	65.4			
24 Hr Summary		0	1	8	70	451	1544	1360	626	166	30	6	2	0	0	0	0	0	0	0	0	0	0	0	0	0	0	0	0	0	0	0	0	0	0	0	0	4264	36.5	30 to 40	82.8	2190	51.4			

Incoming Histogram

A170 outward to 22 June 2022

from Tue-Mar-15-2022-05-00-PM to Wed-Jun-22-2022-12-59-PM

Date	Starting Hr:min	<5 5 to <10	10 to <15	15 to <20	20 to <25	25 to <30	30 to <35	35 to <40	40 to <45	45 to <50	50 to <55	55 to <60	60 to <65	65 to <70	70 to <75	75 to <80	80 to <85	85 to <90	90 to <95	95 to <100	100 to <105	105 to <110	110 to <115	115 to <120	120 to <125	125 to <130	130 to <135	135 to <140	140 to <145	145 to <150	150 to <155	155 to <160	160 to <165	165 to <170	170 to <175	175 to <180	180 to <185	185 to <190	190 to <195	195 to >200	Total Counts	85pct Speed	10MPH Pace	% in pace	# of Speeders	% Speeders
03/06/2022	00:00	0	0	0	0	0	1	1	2	0	1	0	0	0	0	0	0	0	0	0	0	0	0	0	0	0	0	0	0	0	0	0	0	0	0	0	0	0	0	0	5	45	35 to 45	80.0	5	100.0
03/06/2022	01:00	0	0	0	0	1	2	0	0	0	0	0	0	0	0	0	0	0	0	0	0	0	0	0	0	0	0	0	0	0	0	0	0	0	0	0	0	0	0	0	3	35	25 to 35	100.0	2	66.7
03/06/2022	02:00	0	0	0	0	1	0	2	0	0	0	0	0	0	0	0	0	0	0	0	0	0	0	0	0	0	0	0	0	0	0	0	0	0	0	0	0	0	0	3	40	30 to 40	100.0	2	66.7	
03/06/2022	03:00	0	0	0	0	0	1	1	0	0	0	0	0	0	0	0	0	0	0	0	0	0	0	0	0	0	0	0	0	0	0	0	0	0	0	0	0	0	0	2	40	30 to 40	100.0	2	100.0	
03/06/2022	04:00	0	0	0	0	2	2	1	0	0	0	0	0	0	0	0	0	0	0	0	0	0	0	0	0	0	0	0	0	0	0	0	0	0	0	0	0	0	0	5	35	30 to 40	100.0	3	60.0	
03/06/2022	05:00	0	0	0	0	4	7	6	5	2	1	0	0	0	0	0	0	0	0	0	0	0	0	0	0	0	0	0	0	0	0	0	0	0	0	0	0	0	0	25	44	35 to 45	72.0	21	84.0	
03/06/2022	06:00	0	0	1	3	7	3	8	3	0	2	1	0	0	0	0	0	0	0	0	0	0	0	0	0	0	0	0	0	0	0	0	0	0	0	0	0	0	0	28	43.3	30 to 40	64.3	17	60.7	
03/06/2022	07:00	0	0	0	6	24	31	17	5	3	0	0	0	0	0	0	0	0	0	0	0	0	0	0	0	0	0	0	0	0	0	0	0	0	0	0	0	0	86	38.5	30 to 40	83.7	56	65.1		
03/06/2022	08:00	0	0	4	9	56	56	44	12	5	1	0	0	0	0	0	0	0	0	0	0	0	0	0	0	0	0	0	0	0	0	0	0	0	0	0	0	0	187	38.9	30 to 40	83.4	118	63.1		
03/06/2022	09:00	0	1	3	27	102	102	55	13	3	1	0	0	0	0	0	0	0	0	0	0	0	0	0	0	0	0	0	0	0	0	0	0	0	0	0	0	0	307	37.4	30 to 40	84.4	174	56.7		
03/06/2022	10:00	0	1	4	38	158	139	55	16	1	0	0	0	0	0	0	0	0	0	0	0	0	0	0	0	0	0	0	0	0	0	0	0	0	0	0	0	0	412	35.9	30 to 40	85.4	211	51.2		
03/06/2022	11:00	0	1	5	40	144	149	76	24	1	1	0	0	0	0	0	0	0	0	0	0	0	0	0	0	0	0	0	0	0	0	0	0	0	0	0	0	0	441	37.4	30 to 40	83.7	251	56.9		
03/06/2022	12:00	0	1	3	10	57	137	144	71	16	1	0	0	0	0	0	0	0	0	0	0	0	0	0	0	0	0	0	0	0	0	0	0	0	0	0	0	0	440	36.5	30 to 40	80.0	232	52.7		
03/06/2022	13:00	0	1	2	16	135	157	65	15	1	0	0	0	0	0	0	0	0	0	0	0	0	0	0	0	0	0	0	0	0	0	0	0	0	0	0	0	0	392	36.7	30 to 40	91.1	238	60.7		
03/06/2022	14:00	0	0	2	1	37	125	152	63	14	2	0	0	0	0	0	0	0	0	0	0	0	0	0	0	0	0	0	0	0	0	0	0	0	0	0	0	0	396	36.6	30 to 40	85.9	231	58.3		
03/06/2022	15:00	0	0	4	37	142	140	69	10	2	0	0	0	0	0	0	0	0	0	0	0	0	0	0	0	0	0	0	0	0	0	0	0	0	0	0	0	0	404	36.4	30 to 40	86.9	221	54.7		
03/06/2022	16:00	0	1	5	1	25	117	126	46	11	0	0	0	0	0	0	0	0	0	0	0	0	0	0	0	0	0	0	0	0	0	0	0	0	0	0	0	0	332	35.8	30 to 40	87.0	183	55.1		
03/06/2022	17:00	0	0	0	19	57	84	39	13	0	0	0	0	0	0	0	0	0	0	0	0	0	0	0	0	0	0	0	0	0	0	0	0	0	0	0	0	0	212	37.6	30 to 40	84.9	136	64.2		
03/06/2022	18:00	0	0	0	8	39	51	32	18	3	0	0	0	0	0	0	0	0	0	0	0	0	0	0	0	0	0	0	0	0	0	0	0	0	0	0	0	0	151	39.7	30 to 40	80.8	104	68.9		
03/06/2022	19:00	0	0	1	8	32	39	23	6	1	0	0	0	0	0	0	0	0	0	0	0	0	0	0	0	0	0	0	0	0	0	0	0	0	0	0	0	0	110	38	30 to 40	85.5	69	62.7		
03/06/2022	20:00	0	0	0	0	23	27	15	9	1	1	0	0	0	0	0	0	0	0	0	0	0	0	0	0	0	0	0	0	0	0	0	0	0	0	0	0	0	76	40	30 to 40	85.5	53	69.7		
03/06/2022	21:00	0	0	1	3	9	18	9	9	1	0	1	0	0	0	0	0	0	0	0	0	0	0	0	0	0	0	0	0	0	0	0	0	0	0	0	0	51	41.7	30 to 40	70.6	38	74.5			
03/06/2022	22:00	0	0	0	2	14	5	8	4	2	0	0	0	0	0	0	0	0	0	0	0	0	0	0	0	0	0	0	0	0	0	0	0	0	0	0	0	35	41.2	30 to 40	77.1	19	54.3			
03/06/2022	23:00	0	0	0	0	5	4	4	5	0	0	0	0	0	0	0	0	0	0	0	0	0	0	0	0	0	0	0	0	0	0	0	0	0	0	0	0	18	42	30 to 40	72.2	13	72.2			
24 Hr Summary		0	4	12	37	335	1334	1440	710	210	29	8	2	0	0	0	0	0	0	0	0	0	0	0	0	0	0	0	0	0	0	0	0	0	0	0	0	4121	37.4	30 to 40	84.5	2399	58.2			

Incoming Histogram

A170 outward to 22 June 2022

from Tue-Mar-15-2022-05-00-PM to Wed-Jun-22-2022-12-59-PM

Date	Starting Hr:min	<5 5 to <10	10 to <15	15 to <20	20 to <25	25 to <30	30 to <35	35 to <40	40 to <45	45 to <50	50 to <55	55 to <60	60 to <65	65 to <70	70 to <75	75 to <80	80 to <85	85 to <90	90 to <95	95 to <100	100 to <105	105 to <110	110 to <115	115 to <120	120 to <125	125 to <130	130 to <135	135 to <140	140 to <145	145 to <150	150 to <155	155 to <160	160 to <165	165 to <170	170 to <175	175 to <180	180 to <185	185 to <190	190 to <195	195 to >200	Total Counts	85pct Speed	10MPH Pace	% in pace	# of Speeders	% Speeders
04/06/2022	00:00	0	0	0	0	2	7	8	3	0	1	1	0	0	0	0	0	0	0	0	0	0	0	0	0	0	0	0	0	0	0	0	0	0	0	0	0	0	0	0	22	43.3	35 to 45	81.8	20	90.9
04/06/2022	01:00	0	0	0	0	1	4	1	3	1	0	0	0	0	0	0	0	0	0	0	0	0	0	0	0	0	0	0	0	0	0	0	0	0	0	0	0	0	0	0	10	43.3	35 to 45	80.0	9	90.0
04/06/2022	02:00	0	0	0	0	0	1	0	0	0	0	0	0	0	0	0	0	0	0	0	0	0	0	0	0	0	0	0	0	0	0	0	0	0	0	0	0	0	0	0	1	35	25 to 35	100.0	1	100.0
04/06/2022	03:00	0	0	0	0	1	0	0	0	0	0	0	0	0	0	0	0	0	0	0	0	0	0	0	0	0	0	0	0	0	0	0	0	0	0	0	0	0	0	0	1	30	20 to 30	100.0	*	*
04/06/2022	04:00	0	0	0	0	1	2	2	1	0	0	0	0	0	0	0	0	0	0	0	0	0	0	0	0	0	0	0	0	0	0	0	0	0	0	0	0	0	0	0	6	40	30 to 40	83.3	5	83.3
04/06/2022	05:00	0	0	0	0	2	2	3	2	1	0	1	0	0	0	0	0	0	0	0	0	0	0	0	0	0	0	0	0	0	0	0	0	0	0	0	0	0	0	0	11	45	30 to 40	63.6	9	81.8
04/06/2022	06:00	0	0	0	4	14	10	8	6	0	0	0	1	0	0	0	0	0	0	0	0	0	0	0	0	0	0	0	0	0	0	0	0	0	0	0	0	0	0	0	43	40.8	30 to 40	74.4	25	58.1
04/06/2022	07:00	0	1	0	2	11	25	34	16	3	1	1	0	0	0	0	0	0	0	0	0	0	0	0	0	0	0	0	0	0	0	0	0	0	0	0	0	0	0	94	37.2	30 to 40	79.8	55	58.5	
04/06/2022	08:00	0	0	1	1	13	56	60	35	6	1	0	0	0	0	0	0	0	0	0	0	0	0	0	0	0	0	0	0	0	0	0	0	0	0	0	0	0	0	173	37.3	30 to 40	87.3	102	59.0	
04/06/2022	09:00	0	0	0	2	21	104	109	45	16	6	1	1	0	0	0	0	0	0	0	0	0	0	0	0	0	0	0	0	0	0	0	0	0	0	0	0	0	0	305	37.6	30 to 40	84.6	178	58.4	
04/06/2022	10:00	0	0	0	6	43	139	137	52	13	1	0	0	0	0	0	0	0	0	0	0	0	0	0	0	0	0	0	0	0	0	0	0	0	0	0	0	0	0	391	35.7	30 to 40	83.9	203	51.9	
04/06/2022	11:00	0	0	0	3	50	144	139	60	11	1	0	0	0	0	0	0	0	0	0	0	0	0	0	0	0	0	0	0	0	0	0	0	0	0	0	0	0	0	408	35.9	30 to 40	84.1	211	51.7	
04/06/2022	12:00	0	0	0	5	27	107	139	71	15	4	0	0	0	0	0	0	0	0	0	0	0	0	0	0	0	0	0	0	0	0	0	0	0	0	0	0	0	0	368	37.5	30 to 40	86.1	229	62.2	
04/06/2022	13:00	0	0	0	5	21	103	124	53	16	0	0	0	0	0	0	0	0	0	0	0	0	0	0	0	0	0	0	0	0	0	0	0	0	0	0	0	0	0	322	37	30 to 40	87.0	193	59.9	
04/06/2022	14:00	0	1	0	2	14	95	129	53	12	1	0	0	0	0	0	0	0	0	0	0	0	0	0	0	0	0	0	0	0	0	0	0	0	0	0	0	0	0	307	36.9	30 to 40	90.2	195	63.5	
04/06/2022	15:00	0	0	0	7	36	127	136	40	7	2	0	0	0	0	0	0	0	0	0	0	0	0	0	0	0	0	0	0	0	0	0	0	0	0	0	0	0	0	355	34.9	30 to 40	85.4	185	52.1	
04/06/2022	16:00	0	0	0	4	30	119	108	30	10	1	0	0	0	0	0	0	0	0	0	0	0	0	0	0	0	0	0	0	0	0	0	0	0	0	0	0	0	0	302	34.8	25 to 35	85.1	149	49.3	
04/06/2022	17:00	0	0	1	0	22	65	79	47	16	1	0	0	0	0	0	0	0	0	0	0	0	0	0	0	0	0	0	0	0	0	0	0	0	0	0	0	0	0	231	38.1	30 to 40	82.7	143	61.9	
04/06/2022	18:00	0	0	0	1	9	43	50	27	12	1	1	0	0	0	0	0	0	0	0	0	0	0	0	0	0	0	0	0	0	0	0	0	0	0	0	0	0	0	144	38.5	30 to 40	83.3	91	63.2	
04/06/2022	19:00	0	0	0	0	1	23	29	22	4	4	0	0	0	0	0	0	0	0	0	0	0	0	0	0	0	0	0	0	0	0	0	0	0	0	0	0	0	0	83	39.1	30 to 40	89.2	59	71.1	
04/06/2022	20:00	0	0	0	0	7	26	27	13	8	0	1	0	0	0	0	0	0	0	0	0	0	0	0	0	0	0	0	0	0	0	0	0	0	0	0	0	0	0	82	38.8	30 to 40	80.5	49	59.8	
04/06/2022	21:00	0	0	0	0	14	16	8	3	1	1	1	0	0	0	0	0	0	0	0	0	0	0	0	0	0	0	0	0	0	0	0	0	0	0	0	0	0	0	44	39.4	30 to 40	86.4	30	68.2	
04/06/2022	22:00	0	0	0	1	3	8	5	10	5	1	0	0	0	0	0	0	0	0	0	0	0	0	0	0	0	0	0	0	0	0	0	0	0	0	0	0	0	0	33	41	30 to 40	69.7	21	63.6	
04/06/2022	23:00	0	0	0	0	1	2	6	5	1	0	1	0	0	0	0	0	0	0	0	0	0	0	0	0	0	0	0	0	0	0	0	0	0	0	0	0	0	0	16	40	30 to 40	81.3	13	81.3	
24 Hr Summary		0	2	2	39	313	1221	1353	609	173	28	6	5	1	0	0	0	0	0	0	0	0	0	0	0	0	0	0	0	0	0	0	0	0	0	0	0	0	0	3752	37.1	30 to 40	84.8	2175	58.0	

Incoming Histogram

A170 outward to 22 June 2022

from Tue-Mar-15-2022-05-00-PM to Wed-Jun-22-2022-12-59-PM

Date	Starting Hr:min	<5 5 to <10	10 to <15	15 to <20	20 to <25	25 to <30	30 to <35	35 to <40	40 to <45	45 to <50	50 to <55	55 to <60	60 to <65	65 to <70	70 to <75	75 to <80	80 to <85	85 to <90	90 to <95	95 to <100	100 to <105	105 to <110	110 to <115	115 to <120	120 to <125	125 to <130	130 to <135	135 to <140	140 to <145	145 to <150	150 to <155	155 to <160	160 to <165	165 to <170	170 to <175	175 to <180	180 to <185	185 to <190	190 to <195	195 to >200	Total Counts	85pct Speed	10MPH Pace	% in pace	# of Speeders	% Speeders
05/06/2022	00:00	0	0	0	0	0	3	3	2	1	3	0	0	0	0	0	0	0	0	0	0	0	0	0	0	0	0	0	0	0	0	0	0	0	0	0	0	0	0	0	12	51.7	35 to 45	66.7	12	100.0
05/06/2022	01:00	0	0	0	0	0	2	1	1	1	0	1	0	0	0	0	0	0	0	0	0	0	0	0	0	0	0	0	0	0	0	0	0	0	0	0	0	0	0	0	6	50	35 to 45	66.7	6	100.0
05/06/2022	02:00	0	0	0	0	0	1	2	1	0	0	0	0	0	0	0	0	0	0	0	0	0	0	0	0	0	0	0	0	0	0	0	0	0	0	0	0	0	0	4	40	35 to 45	100.0	4	100.0	
05/06/2022	03:00	0	0	0	0	0	0	1	0	0	0	0	0	0	0	0	0	0	0	0	0	0	0	0	0	0	0	0	0	0	0	0	0	0	0	0	0	0	0	1	40	30 to 40	100.0	1	100.0	
05/06/2022	04:00	0	0	0	0	0	1	0	2	1	0	0	0	0	0	0	0	0	0	0	0	0	0	0	0	0	0	0	0	0	0	0	0	0	0	0	0	0	0	4	45	35 to 45	75.0	4	100.0	
05/06/2022	05:00	0	0	0	0	2	0	2	0	1	0	0	0	0	0	0	0	0	0	0	0	0	0	0	0	0	0	0	0	0	0	0	0	0	0	0	0	0	0	5	40	30 to 40	80.0	3	60.0	
05/06/2022	06:00	0	0	1	0	5	7	8	5	0	1	1	0	0	0	0	0	0	0	0	0	0	0	0	0	0	0	0	0	0	0	0	0	0	0	0	0	0	0	28	43	30 to 40	71.4	22	78.6	
05/06/2022	07:00	0	0	0	4	30	25	17	4	1	0	0	0	0	0	0	0	0	0	0	0	0	0	0	0	0	0	0	0	0	0	0	0	0	0	0	0	0	81	37.9	30 to 40	88.9	47	58.0		
05/06/2022	08:00	0	0	1	0	10	44	51	33	17	3	1	0	0	0	0	0	0	0	0	0	0	0	0	0	0	0	0	0	0	0	0	0	0	0	0	0	0	160	39.5	30 to 40	80.0	105	65.6		
05/06/2022	09:00	0	1	2	4	32	106	83	58	17	2	0	0	0	0	0	0	0	0	0	0	0	0	0	0	0	0	0	0	0	0	0	0	0	0	0	0	0	305	37.7	30 to 40	81.0	160	52.5		
05/06/2022	10:00	0	0	2	2	22	84	85	54	14	7	0	0	0	0	0	0	0	0	0	0	0	0	0	0	0	0	0	0	0	0	0	0	0	0	0	0	0	270	38.2	30 to 40	82.6	160	59.3		
05/06/2022	11:00	0	0	0	4	22	95	112	44	15	4	0	0	0	0	0	0	0	0	0	0	0	0	0	0	0	0	0	0	0	0	0	0	0	0	0	0	0	296	37.2	30 to 40	84.8	175	59.1		
05/06/2022	12:00	0	0	1	3	19	85	91	47	15	3	0	0	0	0	0	0	0	0	0	0	0	0	0	0	0	0	0	0	0	0	0	0	0	0	0	0	0	264	37.7	30 to 40	84.5	156	59.1		
05/06/2022	13:00	0	0	0	2	12	82	104	47	7	1	0	0	0	0	0	0	0	0	0	0	0	0	0	0	0	0	0	0	0	0	0	0	0	0	0	0	0	255	36.8	30 to 40	91.4	159	62.4		
05/06/2022	14:00	0	0	0	5	21	99	94	54	11	1	0	0	0	0	0	0	0	0	0	0	0	0	0	0	0	0	0	0	0	0	0	0	0	0	0	0	0	285	37.1	30 to 40	86.7	160	56.1		
05/06/2022	15:00	0	0	0	3	27	93	114	31	6	2	0	0	0	0	0	0	0	0	0	0	0	0	0	0	0	0	0	0	0	0	0	0	0	0	0	0	0	276	34.9	30 to 40	86.2	153	55.4		
05/06/2022	16:00	0	0	0	5	15	89	77	44	5	1	0	0	0	0	0	0	0	0	0	0	0	0	0	0	0	0	0	0	0	0	0	0	0	0	0	0	0	236	36.7	30 to 40	89.0	127	53.8		
05/06/2022	17:00	0	0	4	0	12	49	54	28	14	3	0	0	0	0	0	0	0	0	0	0	0	0	0	0	0	0	0	0	0	0	0	0	0	0	0	0	0	164	38.6	30 to 40	79.9	99	60.4		
05/06/2022	18:00	0	0	2	3	16	37	29	15	7	2	1	0	0	0	0	0	0	0	0	0	0	0	0	0	0	0	0	0	0	0	0	0	0	0	0	0	0	112	37.7	25 to 35	73.2	54	48.2		
05/06/2022	19:00	0	0	0	2	6	19	27	22	11	0	0	0	0	0	0	0	0	0	0	0	0	0	0	0	0	0	0	0	0	0	0	0	0	0	0	0	0	88	39.8	30 to 40	77.3	61	69.3		
05/06/2022	20:00	0	0	0	0	2	9	15	9	5	0	1	0	0	0	0	0	0	0	0	0	0	0	0	0	0	0	0	0	0	0	0	0	0	0	0	0	0	41	40	30 to 40	80.5	30	73.2		
05/06/2022	21:00	0	0	0	0	5	11	7	2	2	0	0	0	0	0	0	0	0	0	0	0	0	0	0	0	0	0	0	0	0	0	0	0	0	0	0	0	0	27	40	30 to 40	85.2	22	81.5		
05/06/2022	22:00	0	0	0	1	6	2	6	1	1	0	0	0	0	0	0	0	0	0	0	0	0	0	0	0	0	0	0	0	0	0	0	0	0	0	0	0	0	17	39.2	30 to 40	82.4	10	58.8		
05/06/2022	23:00	0	0	0	0	0	1	2	0	0	0	0	0	0	0	0	0	0	0	0	0	0	0	0	0	0	0	0	0	0	0	0	0	0	0	0	0	0	3	40	30 to 40	100.0	3	100.0		
24 Hr Summary		0	1	13	33	221	939	989	535	162	38	7	2	0	0	0	0	0	0	0	0	0	0	0	0	0	0	0	0	0	0	0	0	0	0	0	0	0	2940	37.8	30 to 40	83.8	1733	58.9		

Incoming Histogram

A170 outward to 22 June 2022

from Tue-Mar-15-2022-05-00-PM to Wed-Jun-22-2022-12-59-PM

Date	Starting Hr:min	<5 5 to <10	10 to <15	15 to <20	20 to <25	25 to <30	30 to <35	35 to <40	40 to <45	45 to <50	50 to <55	55 to <60	60 to <65	65 to <70	70 to <75	75 to <80	80 to <85	85 to <90	90 to <95	95 to <100	100 to <105	105 to <110	110 to <115	115 to <120	120 to <125	125 to <130	130 to <135	135 to <140	140 to <145	145 to <150	150 to <155	155 to <160	160 to <165	165 to <170	170 to <175	175 to <180	180 to <185	185 to <190	190 to <195	195 to >200	Total Counts	85pct Speed	10MPH Pace	% in pace	# of Speeders	% Speeders
06/06/2022	00:00	0	0	0	0	1	0	0	0	0	0	0	0	0	0	0	0	0	0	0	0	0	0	0	0	0	0	0	0	0	0	0	0	0	0	0	0	0	0	0	1	30	20 to 30	100.0	*	*
06/06/2022	01:00	0	0	0	0	0	4	1	0	0	0	0	0	0	0	0	0	0	0	0	0	0	0	0	0	0	0	0	0	0	0	0	0	0	0	0	0	0	0	0	5	35	30 to 40	100.0	5	100.0
06/06/2022	02:00	0	0	0	0	0	0	0	1	0	0	0	0	0	0	0	0	0	0	0	0	0	0	0	0	0	0	0	0	0	0	0	0	0	0	0	0	0	0	0	1	45	35 to 45	100.0	1	100.0
06/06/2022	03:00	0	0	0	0	1	0	1	0	0	0	0	0	0	0	0	0	0	0	0	0	0	0	0	0	0	0	0	0	0	0	0	0	0	0	0	0	0	0	0	2	40	30 to 40	100.0	1	50.0
06/06/2022	04:00	0	0	0	0	2	2	4	2	1	0	1	0	0	0	0	0	0	0	0	0	0	0	0	0	0	0	0	0	0	0	0	0	0	0	0	0	0	0	0	12	45	30 to 40	66.7	10	83.3
06/06/2022	05:00	0	0	0	0	8	11	8	3	4	0	0	0	0	0	0	0	0	0	0	0	0	0	0	0	0	0	0	0	0	0	0	0	0	0	0	0	0	0	0	34	43.3	30 to 40	79.4	26	76.5
06/06/2022	06:00	0	0	0	3	19	26	29	9	4	2	0	0	0	0	0	0	0	0	0	0	0	0	0	0	0	0	0	0	0	0	0	0	0	0	0	0	0	0	92	40.6	30 to 40	80.4	70	76.1	
06/06/2022	07:00	0	0	5	27	110	84	33	8	1	0	0	0	0	0	0	0	0	0	0	0	0	0	0	0	0	0	0	0	0	0	0	0	0	0	0	0	0	0	268	35.3	30 to 40	84.7	126	47.0	
06/06/2022	08:00	0	0	2	18	81	104	44	10	3	0	0	0	0	0	0	0	0	0	0	0	0	0	0	0	0	0	0	0	0	0	0	0	0	0	0	0	0	0	262	37	30 to 40	87.4	161	61.5	
06/06/2022	09:00	0	1	2	23	85	92	24	5	1	0	0	0	0	0	0	0	0	0	0	0	0	0	0	0	0	0	0	0	0	0	0	0	0	0	0	0	0	0	233	34.7	30 to 40	86.3	122	52.4	
06/06/2022	10:00	0	0	2	29	108	109	44	8	0	0	0	0	0	0	0	0	0	0	0	0	0	0	0	0	0	0	0	0	0	0	0	0	0	0	0	0	0	0	300	35.8	30 to 40	87.0	161	53.7	
06/06/2022	11:00	0	0	2	15	114	100	36	9	0	0	0	0	0	0	0	0	0	0	0	0	0	0	0	0	0	0	0	0	0	0	0	0	0	0	0	0	0	0	276	35.6	30 to 40	90.6	145	52.5	
06/06/2022	12:00	0	0	0	14	88	87	49	13	0	0	0	0	0	0	0	0	0	0	0	0	0	0	0	0	0	0	0	0	0	0	0	0	0	0	0	0	0	0	251	37.4	30 to 40	89.2	149	59.4	
06/06/2022	13:00	0	0	7	21	115	108	45	10	3	0	0	0	0	0	0	0	0	0	0	0	0	0	0	0	0	0	0	0	0	0	0	0	0	0	0	0	0	0	309	36.3	30 to 40	86.7	166	53.7	
06/06/2022	14:00	0	0	8	43	122	110	54	7	1	0	0	0	0	0	0	0	0	0	0	0	0	0	0	0	0	0	0	0	0	0	0	0	0	0	0	0	0	0	345	35.9	30 to 40	82.9	172	49.9	
06/06/2022	15:00	0	0	2	26	111	129	48	14	1	0	0	0	0	0	0	0	0	0	0	0	0	0	0	0	0	0	0	0	0	0	0	0	0	0	0	0	0	0	331	36.4	30 to 40	87.0	192	58.0	
06/06/2022	16:00	0	0	6	34	138	121	46	7	2	0	0	0	0	0	0	0	0	0	0	0	0	0	0	0	0	0	0	0	0	0	0	0	0	0	0	0	0	0	354	35.2	30 to 40	86.2	176	49.7	
06/06/2022	17:00	0	1	0	3	15	77	97	44	6	2	0	0	0	0	0	0	0	0	0	0	0	0	0	0	0	0	0	0	0	0	0	0	0	0	0	0	0	0	246	36.8	30 to 40	88.6	150	61.0	
06/06/2022	18:00	0	0	2	12	45	44	26	9	6	1	0	0	0	0	0	0	0	0	0	0	0	0	0	0	0	0	0	0	0	0	0	0	0	0	0	0	0	0	0	145	38.8	30 to 40	79.3	86	59.3
06/06/2022	19:00	0	0	0	3	30	41	24	9	3	0	0	0	0	0	0	0	0	0	0	0	0	0	0	0	0	0	0	0	0	0	0	0	0	0	0	0	0	0	0	110	39.2	30 to 40	86.4	77	70.0
06/06/2022	20:00	0	0	1	5	25	20	12	3	1	1	0	0	0	0	0	0	0	0	0	0	0	0	0	0	0	0	0	0	0	0	0	0	0	0	0	0	0	0	68	37.9	30 to 40	83.8	37	54.4	
06/06/2022	21:00	0	0	0	3	2	17	4	3	1	2	0	0	0	0	0	0	0	0	0	0	0	0	0	0	0	0	0	0	0	0	0	0	0	0	0	0	0	0	32	41.7	35 to 45	75.0	27	84.4	
06/06/2022	22:00	0	0	0	2	9	3	5	1	0	0	0	0	0	0	0	0	0	0	0	0	0	0	0	0	0	0	0	0	0	0	0	0	0	0	0	0	0	0	20	38	30 to 40	85.0	9	45.0	
06/06/2022	23:00	0	0	0	0	2	2	4	1	1	0	0	0	0	0	0	0	0	0	0	0	0	0	0	0	0	0	0	0	0	0	0	0	0	0	0	0	0	0	10	40	30 to 40	80.0	8	80.0	
24 Hr Summary		0	1	1	42	293	1293	1311	585	138	35	6	2	0	0	0	0	0	0	0	0	0	0	0	0	0	0	0	0	0	0	0	0	0	0	0	0	0	0	3707	36.8	30 to 40	86.0	2077	56.0	

Incoming Histogram

A170 outward to 22 June 2022

from Tue-Mar-15-2022-05-00-PM to Wed-Jun-22-2022-12-59-PM

Date	Starting Hr:min	<5 5 to <10	10 to <15	15 to <20	20 to <25	25 to <30	30 to <35	35 to <40	40 to <45	45 to <50	50 to <55	55 to <60	60 to <65	65 to <70	70 to <75	75 to <80	80 to <85	85 to <90	90 to <95	95 to <100	100 to <105	105 to <110	110 to <115	115 to <120	120 to <125	125 to <130	130 to <135	135 to <140	140 to <145	145 to <150	150 to <155	155 to <160	160 to <165	165 to <170	170 to <175	175 to <180	180 to <185	185 to <190	190 to <195	195 to >200	Total Counts	85pct Speed	10MPH Pace	% in pace	# of Speeders	% Speeders
07/06/2022	00:00	0	0	0	0	1	2	0	0	0	0	0	0	0	0	0	0	0	0	0	0	0	0	0	0	0	0	0	0	0	0	0	0	0	0	0	0	0	0	0	3	35	25 to 35	100.0	2	66.7
07/06/2022	01:00	0	0	0	0	0	0	1	0	0	0	0	0	0	0	0	0	0	0	0	0	0	0	0	0	0	0	0	0	0	0	0	0	0	0	0	0	0	0	0	1	40	30 to 40	100.0	1	100.0
07/06/2022	02:00	0	0	0	0	0	2	1	0	0	0	0	0	0	0	0	0	0	0	0	0	0	0	0	0	0	0	0	0	0	0	0	0	0	0	0	0	0	0	0	3	40	30 to 40	100.0	3	100.0
07/06/2022	03:00	0	0	0	0	2	0	0	0	0	0	0	0	0	0	0	0	0	0	0	0	0	0	0	0	0	0	0	0	0	0	0	0	0	0	0	0	0	0	0	2	30	20 to 30	100.0	*	*
07/06/2022	04:00	0	0	1	1	5	4	3	3	1	1	0	0	0	0	0	0	0	0	0	0	0	0	0	0	0	0	0	0	0	0	0	0	0	0	0	0	0	0	0	19	43.3	30 to 40	63.2	12	63.2
07/06/2022	05:00	0	0	0	1	4	8	5	6	1	1	0	0	0	0	0	0	0	0	0	0	0	0	0	0	0	0	0	0	0	0	0	0	0	0	0	0	0	0	0	26	43.3	35 to 45	73.1	21	80.8
07/06/2022	06:00	0	0	1	7	27	41	28	9	4	2	0	0	0	0	0	0	0	0	0	0	0	0	0	0	0	0	0	0	0	0	0	0	0	0	0	0	0	0	0	119	39.5	30 to 40	80.7	84	70.6
07/06/2022	07:00	0	1	0	7	28	98	75	37	9	0	0	0	0	0	0	0	0	0	0	0	0	0	0	0	0	0	0	0	0	0	0	0	0	0	0	0	0	0	0	255	36.1	30 to 40	82.4	121	47.5
07/06/2022	08:00	0	0	0	2	25	96	87	33	10	1	0	0	0	0	0	0	0	0	0	0	0	0	0	0	0	0	0	0	0	0	0	0	0	0	0	0	0	0	0	254	35.9	30 to 40	85.0	131	51.6
07/06/2022	09:00	0	0	0	4	25	109	94	51	10	2	1	0	0	0	0	0	0	0	0	0	0	0	0	0	0	0	0	0	0	0	0	0	0	0	0	0	0	0	0	297	37	30 to 40	85.5	159	53.5
07/06/2022	10:00	0	0	1	3	29	92	94	39	8	2	0	0	0	0	0	0	0	0	0	0	0	0	0	0	0	0	0	0	0	0	0	0	0	0	0	0	0	0	0	268	36.2	30 to 40	84.0	143	53.4
07/06/2022	11:00	0	0	0	7	25	111	96	39	19	1	0	0	0	0	0	0	0	0	0	0	0	0	0	0	0	0	0	0	0	0	0	0	0	0	0	0	0	0	0	298	36.8	30 to 40	82.6	155	52.0
07/06/2022	12:00	0	0	1	5	30	101	91	36	7	2	0	0	0	0	0	0	0	0	0	0	0	0	0	0	0	0	0	0	0	0	0	0	0	0	0	0	0	0	0	273	35.6	30 to 40	83.5	136	49.8
07/06/2022	13:00	0	0	0	2	19	106	104	32	4	1	2	0	0	0	0	0	0	0	0	0	0	0	0	0	0	0	0	0	0	0	0	0	0	0	0	0	0	0	0	270	35	30 to 40	89.6	143	53.0
07/06/2022	14:00	0	0	0	1	23	136	117	40	7	1	0	0	0	0	0	0	0	0	0	0	0	0	0	0	0	0	0	0	0	0	0	0	0	0	0	0	0	0	0	325	35	30 to 40	90.2	165	50.8
07/06/2022	15:00	0	0	1	8	37	159	127	51	8	0	1	0	0	0	0	0	0	0	0	0	0	0	0	0	0	0	0	0	0	0	0	0	0	0	0	0	0	0	0	392	35.1	30 to 40	86.0	187	47.7
07/06/2022	16:00	0	0	0	5	36	143	146	47	14	0	0	0	0	0	0	0	0	0	0	0	0	0	0	0	0	0	0	0	0	0	0	0	0	0	0	0	0	0	0	391	35.2	30 to 40	85.9	207	52.9
07/06/2022	17:00	0	0	0	5	14	99	101	53	15	2	0	0	0	0	0	0	0	0	0	0	0	0	0	0	0	0	0	0	0	0	0	0	0	0	0	0	0	0	0	290	37.5	30 to 40	87.2	172	59.3
07/06/2022	18:00	0	0	1	0	4	45	59	32	13	2	0	0	0	0	0	0	0	0	0	0	0	0	0	0	0	0	0	0	0	0	0	0	0	0	0	0	0	0	0	158	38.9	30 to 40	86.1	108	68.4
07/06/2022	19:00	0	0	0	0	10	38	52	31	4	0	1	0	0	0	0	0	0	0	0	0	0	0	0	0	0	0	0	0	0	0	0	0	0	0	0	0	0	0	0	136	37.6	30 to 40	89.0	88	64.7
07/06/2022	20:00	0	0	0	1	4	25	23	19	7	3	0	0	0	0	0	0	0	0	0	0	0	0	0	0	0	0	0	0	0	0	0	0	0	0	0	0	0	0	0	82	39.5	30 to 40	81.7	52	63.4
07/06/2022	21:00	0	0	0	2	20	21	9	5	1	0	0	0	0	0	0	0	0	0	0	0	0	0	0	0	0	0	0	0	0	0	0	0	0	0	0	0	0	0	0	58	38.3	30 to 40	86.2	36	62.1
07/06/2022	22:00	0	0	0	2	3	4	4	3	1	0	0	0	0	0	0	0	0	0	0	0	0	0	0	0	0	0	0	0	0	0	0	0	0	0	0	0	0	0	0	17	41.7	30 to 40	64.7	12	70.6
07/06/2022	23:00	0	0	0	3	2	3	1	1	0	0	0	0	0	0	0	0	0	0	0	0	0	0	0	0	0	0	0	0	0	0	0	0	0	0	0	0	0	0	0	10	35	25 to 35	80.0	5	50.0
24 Hr Summary		0	1	4	52	325	1422	1351	592	162	25	11	2	0	0	0	0	0	0	0	0	0	0	0	0	0	0	0	0	0	0	0	0	0	0	0	0	0	0	3947	36.7	30 to 40	85.3	2143	54.3	

Incoming Histogram

A170 outward to 22 June 2022

from Tue-Mar-15-2022-05-00-PM to Wed-Jun-22-2022-12-59-PM

Date	Starting Hr:min	<5 5 to <10	10 to <15	15 to <20	20 to <25	25 to <30	30 to <35	35 to <40	40 to <45	45 to <50	50 to <55	55 to <60	60 to <65	65 to <70	70 to <75	75 to <80	80 to <85	85 to <90	90 to <95	95 to <100	100 to <105	105 to <110	110 to <115	115 to <120	120 to <125	125 to <130	130 to <135	135 to <140	140 to <145	145 to <150	150 to <155	155 to <160	160 to <165	165 to <170	170 to <175	175 to <180	180 to <185	185 to <190	190 to <195	195 to >200	Total Counts	85pct Speed	10MPH Pace	% in pace	# of Speeders	% Speeders
09/06/2022	00:00	0	0	0	0	3	1	0	1	0	2	0	0	0	0	0	0	0	0	0	0	0	0	0	0	0	0	0	0	0	0	0	0	0	0	0	0	0	0	0	7	52.5	25 to 35	57.1	4	57.1
09/06/2022	01:00	0	0	0	0	0	1	1	2	0	0	0	0	0	0	0	0	0	0	0	0	0	0	0	0	0	0	0	0	0	0	0	0	0	0	0	0	0	0	4	42.5	35 to 45	100.0	4	100.0	
09/06/2022	02:00	0	0	0	0	0	3	0	0	0	0	0	0	0	0	0	0	0	0	0	0	0	0	0	0	0	0	0	0	0	0	0	0	0	0	0	0	0	3	35	25 to 35	100.0	3	100.0		
09/06/2022	03:00	0	0	0	0	1	0	0	0	0	0	0	0	0	0	0	0	0	0	0	0	0	0	0	0	0	0	0	0	0	0	0	0	0	0	0	0	0	1	30	20 to 30	100.0	*	*		
09/06/2022	04:00	0	0	0	0	2	3	2	2	0	0	0	0	0	0	0	0	0	0	0	0	0	0	0	0	0	0	0	0	0	0	0	0	0	0	0	0	0	9	42.5	30 to 40	77.8	7	77.8		
09/06/2022	05:00	0	0	1	1	7	8	7	8	2	1	0	0	0	0	0	0	0	0	0	0	0	0	0	0	0	0	0	0	0	0	0	0	0	0	0	0	0	35	43.8	35 to 45	65.7	26	74.3		
09/06/2022	06:00	0	0	1	6	22	37	24	10	3	2	0	0	0	0	0	0	0	0	0	0	0	0	0	0	0	0	0	0	0	0	0	0	0	0	0	0	105	39.8	30 to 40	79.0	76	72.4			
09/06/2022	07:00	0	0	2	20	82	82	34	10	0	0	0	0	0	0	0	0	0	0	0	0	0	0	0	0	0	0	0	0	0	0	0	0	0	0	0	0	230	36.5	30 to 40	86.1	126	54.8			
09/06/2022	08:00	0	0	1	4	26	122	94	43	4	0	0	0	0	0	0	0	0	0	0	0	0	0	0	0	0	0	0	0	0	0	0	0	0	0	0	294	35.3	30 to 40	88.1	141	48.0				
09/06/2022	09:00	0	1	1	22	123	98	40	8	3	0	0	0	0	0	0	0	0	0	0	0	0	0	0	0	0	0	0	0	0	0	0	0	0	0	0	297	35.8	30 to 40	87.9	149	50.2				
09/06/2022	10:00	0	0	3	20	99	103	50	9	0	0	0	0	0	0	0	0	0	0	0	0	0	0	0	0	0	0	0	0	0	0	0	0	0	0	0	284	36.6	30 to 40	88.7	162	57.0				
09/06/2022	11:00	0	0	1	6	25	99	98	40	14	1	0	0	0	0	0	0	0	0	0	0	0	0	0	0	0	0	0	0	0	0	0	0	0	0	0	284	36.5	30 to 40	83.5	153	53.9				
09/06/2022	12:00	0	0	3	18	88	112	48	12	3	0	0	0	0	0	0	0	0	0	0	0	0	0	0	0	0	0	0	0	0	0	0	0	0	0	0	284	37.1	30 to 40	87.3	175	61.6				
09/06/2022	13:00	0	0	1	22	102	108	34	7	1	0	0	0	0	0	0	0	0	0	0	0	0	0	0	0	0	0	0	0	0	0	0	0	0	0	0	275	35.1	30 to 40	88.7	150	54.5				
09/06/2022	14:00	0	0	1	1	23	137	119	56	12	2	0	0	0	0	0	0	0	0	0	0	0	0	0	0	0	0	0	0	0	0	0	0	0	0	0	351	36.5	30 to 40	88.9	189	53.8				
09/06/2022	15:00	0	1	1	5	45	139	130	54	9	2	0	0	0	0	0	0	0	0	0	0	0	0	0	0	0	0	0	0	0	0	0	0	0	0	0	386	35.6	30 to 40	83.7	195	50.5				
09/06/2022	16:00	0	1	0	8	56	154	141	41	14	4	0	0	0	0	0	0	0	0	0	0	0	0	0	0	0	0	0	0	0	0	0	0	0	0	0	419	34.9	25 to 35	83.8	200	47.7				
09/06/2022	17:00	0	0	0	2	26	112	104	58	16	1	0	0	0	0	0	0	0	0	0	0	0	0	0	0	0	0	0	0	0	0	0	0	0	0	0	319	37.3	30 to 40	85.9	179	56.1				
09/06/2022	18:00	0	0	0	8	48	51	39	9	0	1	0	0	0	0	0	0	0	0	0	0	0	0	0	0	0	0	0	0	0	0	0	0	0	0	0	156	38.3	30 to 40	88.5	100	64.1				
09/06/2022	19:00	0	0	0	1	4	30	31	20	6	2	0	0	0	1	0	0	0	0	0	0	0	0	0	0	0	0	0	0	0	0	0	0	0	0	0	95	38.8	30 to 40	85.3	60	63.2				
09/06/2022	20:00	0	0	0	5	27	26	15	8	0	0	0	0	0	0	0	0	0	0	0	0	0	0	0	0	0	0	0	0	0	0	0	0	0	0	0	81	38.7	30 to 40	84.0	49	60.5				
09/06/2022	21:00	0	0	0	2	9	14	9	0	2	0	1	0	0	0	0	0	0	0	0	0	0	0	0	0	0	0	0	0	0	0	0	0	0	0	0	37	38.3	30 to 40	86.5	26	70.3				
09/06/2022	22:00	0	0	0	2	4	12	4	2	0	0	0	0	1	0	0	0	0	0	0	0	0	0	0	0	0	0	0	0	0	0	0	0	0	0	0	25	38.8	30 to 40	80.0	19	76.0				
09/06/2022	23:00	0	0	0	1	3	2	2	1	0	0	0	0	0	0	0	0	0	0	0	0	0	0	0	0	0	0	0	0	0	0	0	0	0	0	0	9	40	30 to 40	77.8	5	55.6				
24 Hr Summary		0	3	6	38	332	1413	1378	621	164	26	6	1	0	1	1	0	0	0	0	0	0	0	0	0	0	0	0	0	0	0	0	0	0	0	0	3990	36.8	30 to 40	85.5	2198	55.1				

Incoming Histogram

A170 outward to 22 June 2022

from Tue-Mar-15-2022-05-00-PM to Wed-Jun-22-2022-12-59-PM

Date	Starting Hr:min	<5	5 to <10	10 to <15	15 to <20	20 to <25	25 to <30	30 to <35	35 to <40	40 to <45	45 to <50	50 to <55	55 to <60	60 to <65	65 to <70	70 to <75	75 to <80	80 to <85	85 to <90	90 to <95	95 to <100	100 to <105	105 to <110	110 to <115	115 to <120	120 to <125	125 to <130	130 to <135	135 to <140	140 to <145	145 to <150	150 to <155	155 to <160	160 to <165	165 to <170	170 to <175	175 to <180	180 to <185	185 to <190	190 to <195	195 to >200	Total Counts	85pct Speed	10MPH Pace	% in pace	# of Speeders	% Speeders
10/06/2022	00:00	0	0	0	1	1	1	2	1	1	0	0	0	0	0	0	0	0	0	0	0	0	0	0	0	0	0	0	0	0	0	0	0	0	0	0	0	0	0	0	0	7	45	30 to 40	57.1	5	71.4
10/06/2022	01:00	0	0	0	0	1	2	0	0	0	0	0	0	0	0	0	0	0	0	0	0	0	0	0	0	0	0	0	0	0	0	0	0	0	0	0	0	0	0	0	0	3	35	25 to 35	100.0	2	66.7
10/06/2022	02:00	0	0	0	1	0	1	0	0	0	0	0	0	0	0	0	0	0	0	0	0	0	0	0	0	0	0	0	0	0	0	0	0	0	0	0	0	0	0	0	0	2	35	25 to 35	100.0	1	50.0
10/06/2022	03:00	0	0	0	0	2	0	0	0	0	0	0	0	0	0	0	0	0	0	0	0	0	0	0	0	0	0	0	0	0	0	0	0	0	0	0	0	0	0	0	0	2	30	20 to 30	100.0	*	*
10/06/2022	04:00	0	0	0	0	3	3	3	1	0	0	0	0	0	0	0	0	0	0	0	0	0	0	0	0	0	0	0	0	0	0	0	0	0	0	0	0	0	0	0	0	10	38.3	30 to 40	90.0	7	70.0
10/06/2022	05:00	0	0	1	2	6	7	6	7	3	0	0	0	0	0	0	0	0	0	0	0	0	0	0	0	0	0	0	0	0	0	0	0	0	0	0	0	0	0	0	0	32	43.6	35 to 45	62.5	23	71.9
10/06/2022	06:00	0	0	1	3	21	29	27	20	4	1	0	0	0	0	0	0	0	0	0	0	0	0	0	0	0	0	0	0	0	0	0	0	0	0	0	0	0	0	0	0	106	42.2	30 to 40	72.6	81	76.4
10/06/2022	07:00	0	0	7	17	57	69	34	9	0	0	0	0	0	0	0	0	0	0	0	0	0	0	0	0	0	0	0	0	0	0	0	0	0	0	0	0	0	0	0	193	37.1	30 to 40	82.9	112	58.0	
10/06/2022	08:00	0	0	1	25	85	104	40	12	2	1	0	0	0	0	0	0	0	0	0	0	0	0	0	0	0	0	0	0	0	0	0	0	0	0	0	0	0	0	0	270	36.9	30 to 40	84.8	159	58.9	
10/06/2022	09:00	0	0	5	38	112	102	41	9	2	2	0	0	0	0	0	0	0	0	0	0	0	0	0	0	0	0	0	0	0	0	0	0	0	0	0	0	0	0	0	311	35.9	30 to 40	82.0	156	50.2	
10/06/2022	10:00	0	0	1	5	39	134	121	41	9	4	0	0	0	0	0	0	0	0	0	0	0	0	0	0	0	0	0	0	0	0	0	0	0	0	0	0	0	0	0	354	35.1	30 to 40	83.6	175	49.4	
10/06/2022	11:00	0	0	1	29	143	143	61	9	0	0	0	0	0	0	0	0	0	0	0	0	0	0	0	0	0	0	0	0	0	0	0	0	0	0	0	0	0	0	0	386	36	30 to 40	89.9	213	55.2	
10/06/2022	12:00	0	0	4	36	134	153	54	13	2	0	0	0	0	0	0	0	0	0	0	0	0	0	0	0	0	0	0	0	0	0	0	0	0	0	0	0	0	0	0	396	35.9	30 to 40	86.1	222	56.1	
10/06/2022	13:00	0	0	1	4	28	107	129	64	16	4	1	1	0	0	0	0	0	0	0	0	0	0	0	0	0	0	0	0	0	0	0	0	0	0	0	0	0	0	0	355	37.6	30 to 40	84.5	215	60.6	
10/06/2022	14:00	0	0	7	47	180	174	65	13	0	0	0	0	0	0	0	0	0	0	0	0	0	0	0	0	0	0	0	0	0	0	0	0	0	0	0	0	0	0	0	486	35.4	30 to 40	86.2	252	51.9	
10/06/2022	15:00	0	0	3	42	160	151	75	15	1	0	0	0	0	0	0	0	0	0	0	0	0	0	0	0	0	0	0	0	0	0	0	0	0	0	0	0	0	0	0	447	36.6	30 to 40	86.4	242	54.1	
10/06/2022	16:00	0	0	12	50	192	158	62	15	5	0	0	0	0	0	0	0	0	0	0	0	0	0	0	0	0	0	0	0	0	0	0	0	0	0	0	0	0	0	0	494	35.6	30 to 40	83.4	240	48.6	
10/06/2022	17:00	0	0	9	34	107	121	78	16	4	0	0	0	0	0	0	0	0	0	0	0	0	0	0	0	0	0	0	0	0	0	0	0	0	0	0	0	0	0	0	369	37.8	30 to 40	82.9	219	59.3	
10/06/2022	18:00	0	0	4	16	64	69	32	11	3	1	0	0	0	0	0	0	0	0	0	0	0	0	0	0	0	0	0	0	0	0	0	0	0	0	0	0	0	0	0	200	37.7	30 to 40	82.5	116	58.0	
10/06/2022	19:00	0	0	0	12	40	41	33	15	2	0	0	0	0	0	0	0	0	0	0	0	0	0	0	0	0	0	0	0	0	0	0	0	0	0	0	0	0	0	0	143	39.4	30 to 40	79.7	91	63.6	
10/06/2022	20:00	0	0	0	1	13	33	12	6	2	1	0	0	0	0	0	0	0	0	0	0	0	0	0	0	0	0	0	0	0	0	0	0	0	0	0	0	0	0	0	68	39.6	30 to 40	85.3	54	79.4	
10/06/2022	21:00	0	0	1	7	21	19	9	6	1	1	0	0	0	0	0	0	0	0	0	0	0	0	0	0	0	0	0	0	0	0	0	0	0	0	0	0	0	0	0	65	38.9	30 to 40	75.4	36	55.4	
10/06/2022	22:00	0	0	1	3	11	9	6	4	1	0	0	0	0	0	0	0	0	0	0	0	0	0	0	0	0	0	0	0	0	0	0	0	0	0	0	0	0	0	0	35	40	30 to 40	74.3	20	57.1	
10/06/2022	23:00	0	0	0	1	5	5	4	3	2	0	0	0	0	0	0	0	0	0	0	0	0	0	0	0	0	0	0	0	0	0	0	0	0	0	0	0	0	0	0	20	43.3	30 to 40	70.0	14	70.0	
24 Hr Summary		0	0	3	65	432	1599	1644	749	210	43	8	1	0	0	0	0	0	0	0	0	0	0	0	0	0	0	0	0	0	0	0	0	0	0	0	0	0	0	0	4754	37	30 to 40	84.0	2655	55.8	

Incoming Histogram

A170 outward to 22 June 2022

from Tue-Mar-15-2022-05-00-PM to Wed-Jun-22-2022-12-59-PM

Date	Starting Hr:min	<5 5 to <10	10 to <15	15 to <20	20 to <25	25 to <30	30 to <35	35 to <40	40 to <45	45 to <50	50 to <55	55 to <60	60 to <65	65 to <70	70 to <75	75 to <80	80 to <85	85 to <90	90 to <95	95 to <100	100 to <105	105 to <110	110 to <115	115 to <120	120 to <125	125 to <130	130 to <135	135 to <140	140 to <145	145 to <150	150 to <155	155 to <160	160 to <165	165 to <170	170 to <175	175 to <180	180 to <185	185 to <190	190 to <195	195 to >200	Total Counts	85pct Speed	10MPH Pace	% in pace	# of Speeders	% Speeders
11/06/2022	00:00	0	0	0	0	2	2	1	1	0	0	0	0	0	0	0	0	0	0	0	0	0	0	0	0	0	0	0	0	0	0	0	0	0	0	0	0	0	0	0	6	40	30 to 40	83.3	4	66.7
11/06/2022	01:00	0	0	0	0	0	0	1	1	1	1	0	0	0	0	0	0	0	0	0	0	0	0	0	0	0	0	0	0	0	0	0	0	0	0	0	0	0	0	0	4	50	40 to 50	75.0	4	100.0
11/06/2022	02:00	0	0	0	0	2	0	0	0	2	0	0	0	0	0	0	0	0	0	0	0	0	0	0	0	0	0	0	0	0	0	0	0	0	0	0	0	0	0	4	47.5	20 to 30	50.0	2	50.0	
11/06/2022	03:00	0	0	0	0	1	1	1	0	0	0	0	0	0	0	0	0	0	0	0	0	0	0	0	0	0	0	0	0	0	0	0	0	0	0	0	0	0	0	3	40	30 to 40	100.0	2	66.7	
11/06/2022	04:00	0	0	0	0	0	2	2	1	0	0	1	0	0	0	0	0	0	0	0	0	0	0	0	0	0	0	0	0	0	0	0	0	0	0	0	0	0	0	6	45	35 to 45	83.3	6	100.0	
11/06/2022	05:00	0	0	0	1	1	9	8	1	0	0	0	0	0	0	0	0	0	0	0	0	0	0	0	0	0	0	0	0	0	0	0	0	0	0	0	0	0	0	20	38.8	30 to 40	90.0	18	90.0	
11/06/2022	06:00	0	0	0	2	13	11	10	10	2	0	0	0	0	0	0	0	0	0	0	0	0	0	0	0	0	0	0	0	0	0	0	0	0	0	0	0	0	0	48	42.5	30 to 40	70.8	33	68.8	
11/06/2022	07:00	0	0	1	6	32	33	14	8	3	0	0	0	0	0	0	0	0	0	0	0	0	0	0	0	0	0	0	0	0	0	0	0	0	0	0	0	0	97	38.6	30 to 40	81.4	58	59.8		
11/06/2022	08:00	0	6	5	9	39	73	31	11	3	0	0	0	0	0	0	0	0	0	0	0	0	0	0	0	0	0	0	0	0	0	0	0	0	0	0	0	0	177	37.9	30 to 40	80.8	118	66.7		
11/06/2022	09:00	0	0	0	21	111	95	62	15	1	0	0	0	0	0	0	0	0	0	0	0	0	0	0	0	0	0	0	0	0	0	0	0	0	0	0	0	0	305	37.6	30 to 40	87.9	173	56.7		
11/06/2022	10:00	0	1	8	41	118	122	48	14	1	0	0	0	0	0	0	0	0	0	0	0	0	0	0	0	0	0	0	0	0	0	0	0	0	0	0	0	0	353	36	30 to 40	81.6	185	52.4		
11/06/2022	11:00	0	1	7	30	104	115	66	11	3	0	0	0	0	0	0	0	0	0	0	0	0	0	0	0	0	0	0	0	0	0	0	0	0	0	0	0	0	337	37.2	30 to 40	84.6	195	57.9		
11/06/2022	12:00	0	1	8	31	127	143	54	22	4	1	0	0	0	0	0	0	0	0	0	0	0	0	0	0	0	0	0	0	0	0	0	0	0	0	0	0	0	391	37	30 to 40	82.9	224	57.3		
11/06/2022	13:00	0	1	5	37	111	124	58	11	1	1	0	0	0	0	0	0	0	0	0	0	0	0	0	0	0	0	0	0	0	0	0	0	0	0	0	0	0	349	36.6	30 to 40	84.0	195	55.9		
11/06/2022	14:00	0	0	7	32	112	119	59	8	2	1	0	0	0	0	0	0	0	0	0	0	0	0	0	0	0	0	0	0	0	0	0	0	0	0	0	0	0	340	36.6	30 to 40	85.3	189	55.6		
11/06/2022	15:00	0	0	6	32	122	118	50	12	1	0	0	0	0	0	0	0	0	0	0	0	0	0	0	0	0	0	0	0	0	0	0	0	0	0	0	0	0	341	36.2	30 to 40	85.0	181	53.1		
11/06/2022	16:00	0	0	5	19	103	126	55	10	2	0	0	0	0	0	0	0	0	0	0	0	0	0	0	0	0	0	0	0	0	0	0	0	0	0	0	0	0	320	36.7	30 to 40	88.8	193	60.3		
11/06/2022	17:00	0	1	4	11	58	90	37	17	0	2	0	0	0	0	0	0	0	0	0	0	0	0	0	0	0	0	0	0	0	0	0	0	0	0	0	0	0	220	38.1	30 to 40	84.1	146	66.4		
11/06/2022	18:00	0	0	1	5	43	33	31	11	3	1	0	0	0	0	0	0	0	0	0	0	0	0	0	0	0	0	0	0	0	0	0	0	0	0	0	0	0	128	39.4	30 to 40	83.6	79	61.7		
11/06/2022	19:00	0	1	1	11	28	40	25	6	3	0	0	0	0	0	0	0	0	0	0	0	0	0	0	0	0	0	0	0	0	0	0	0	0	0	0	0	0	115	38.4	30 to 40	80.9	74	64.3		
11/06/2022	20:00	0	0	0	0	21	23	14	4	6	0	0	0	0	0	0	0	0	0	0	0	0	0	0	0	0	0	0	0	0	0	0	0	0	0	0	0	0	68	40	30 to 40	85.3	47	69.1		
11/06/2022	21:00	0	0	1	5	42	16	10	1	2	1	0	0	0	0	0	0	0	0	0	0	0	0	0	0	0	0	0	0	0	0	0	0	0	0	0	0	78	36	30 to 40	87.2	30	38.5			
11/06/2022	22:00	0	0	0	6	17	16	3	2	0	0	0	0	0	0	0	0	0	0	0	0	0	0	0	0	0	0	0	0	0	0	0	0	0	0	0	0	0	44	34.4	25 to 35	88.6	21	47.7		
11/06/2022	23:00	0	0	0	0	4	9	1	3	0	0	0	0	0	0	0	0	0	0	0	0	0	0	0	0	0	0	0	0	0	0	0	0	0	0	0	0	0	17	40	30 to 40	82.4	13	76.5		
24 Hr Summary		0	1	11	59	299	1211	1320	641	180	40	8	1	0	0	0	0	0	0	0	0	0	0	0	0	0	0	0	0	0	0	0	0	0	0	0	0	0	3771	37.4	30 to 40	84.1	2190	58.1		

Incoming Histogram

A170 outward to 22 June 2022

from Tue-Mar-15-2022-05-00-PM to Wed-Jun-22-2022-12-59-PM

Date	Starting Hr:min	<5 5 to <10	10 to <15	15 to <20	20 to <25	25 to <30	30 to <35	35 to <40	40 to <45	45 to <50	50 to <55	55 to <60	60 to <65	65 to <70	70 to <75	75 to <80	80 to <85	85 to <90	90 to <95	95 to <100	100 to <105	105 to <110	110 to <115	115 to <120	120 to <125	125 to <130	130 to <135	135 to <140	140 to <145	145 to <150	150 to <155	155 to <160	160 to <165	165 to <170	170 to <175	175 to <180	180 to <185	185 to <190	190 to <195	195 to >200	Total Counts	85pct Speed	10MPH Pace	% in pace	# of Speeders	% Speeders
12/06/2022	00:00	0	0	0	0	0	4	3	2	0	1	0	0	0	0	0	0	0	0	0	0	0	0	0	0	0	0	0	0	0	0	0	0	0	0	0	0	0	0	0	10	42.5	35 to 45	90.0	10	100.0
12/06/2022	01:00	0	0	0	0	0	2	0	0	0	0	0	0	0	0	0	0	0	0	0	0	0	0	0	0	0	0	0	0	0	0	0	0	0	0	0	0	0	0	0	2	35	25 to 35	100.0	2	100.0
12/06/2022	02:00	0	0	0	0	0	1	4	3	0	0	0	0	0	0	0	0	0	0	0	0	0	0	0	0	0	0	0	0	0	0	0	0	0	0	0	0	0	0	0	8	43.3	35 to 45	100.0	8	100.0
12/06/2022	03:00	0	0	0	0	1	0	3	2	0	0	0	0	0	0	0	0	0	0	0	0	0	0	0	0	0	0	0	0	0	0	0	0	0	0	0	0	0	0	6	42.5	35 to 45	83.3	5	83.3	
12/06/2022	04:00	0	0	0	0	1	1	3	1	0	2	0	0	0	0	0	0	0	0	0	0	0	0	0	0	0	0	0	0	0	0	0	0	0	0	0	0	0	0	8	52.5	30 to 40	62.5	7	87.5	
12/06/2022	05:00	0	0	0	0	0	5	4	2	0	0	0	0	0	0	0	0	0	0	0	0	0	0	0	0	0	0	0	0	0	0	0	0	0	0	0	0	0	0	11	40	35 to 45	100.0	11	100.0	
12/06/2022	06:00	0	0	0	1	6	4	3	1	1	2	0	0	0	0	0	0	0	0	0	0	0	0	0	0	0	0	0	0	0	0	0	0	0	0	0	0	0	0	18	45	30 to 40	72.2	11	61.1	
12/06/2022	07:00	0	0	0	1	22	21	17	10	2	0	1	0	0	0	0	0	0	0	0	0	0	0	0	0	0	0	0	0	0	0	0	0	0	0	0	0	0	0	74	41	30 to 40	81.1	51	68.9	
12/06/2022	08:00	0	0	1	8	39	46	32	7	2	1	0	0	0	0	0	0	0	0	0	0	0	0	0	0	0	0	0	0	0	0	0	0	0	0	0	0	0	136	38.4	30 to 40	86.0	88	64.7		
12/06/2022	09:00	0	0	3	2	15	81	96	51	27	5	0	0	0	0	0	0	0	0	0	0	0	0	0	0	0	0	0	0	0	0	0	0	0	0	0	0	0	280	39	30 to 40	81.4	179	63.9		
12/06/2022	10:00	0	0	2	3	27	119	125	52	6	1	0	0	0	0	0	0	0	0	0	0	0	0	0	0	0	0	0	0	0	0	0	0	0	0	0	0	0	335	35.9	30 to 40	88.4	184	54.9		
12/06/2022	11:00	0	0	4	4	31	136	140	56	13	4	0	0	0	0	0	0	0	0	0	0	0	0	0	0	0	0	0	0	0	0	0	0	0	0	0	0	0	388	36.3	30 to 40	85.6	213	54.9		
12/06/2022	12:00	0	0	0	5	19	104	112	58	17	2	2	0	0	0	0	0	0	0	0	0	0	0	0	0	0	0	0	0	0	0	0	0	0	0	0	0	0	319	37.7	30 to 40	85.9	191	59.9		
12/06/2022	13:00	0	0	1	1	16	89	124	54	10	1	0	0	0	0	0	0	0	0	0	0	0	0	0	0	0	0	0	0	0	0	0	0	0	0	0	0	0	296	36.9	30 to 40	90.2	189	63.9		
12/06/2022	14:00	0	0	0	2	25	98	128	55	4	3	0	0	0	0	0	0	0	0	0	0	0	0	0	0	0	0	0	0	0	0	0	0	0	0	0	0	0	315	36.4	30 to 40	89.2	190	60.3		
12/06/2022	15:00	0	0	3	5	38	117	101	47	8	4	0	0	0	0	0	0	0	0	0	0	0	0	0	0	0	0	0	0	0	0	0	0	0	0	0	0	0	323	36.2	30 to 40	82.0	160	49.5		
12/06/2022	16:00	0	0	0	4	20	82	119	39	2	3	0	0	0	0	0	0	0	0	0	0	0	0	0	0	0	0	0	0	0	0	0	0	0	0	0	0	0	269	35.5	30 to 40	89.2	163	60.6		
12/06/2022	17:00	0	0	1	1	10	54	57	48	9	3	0	0	0	0	0	0	0	0	0	0	0	0	0	0	0	0	0	0	0	0	0	0	0	0	0	0	0	183	38.4	30 to 40	86.9	117	63.9		
12/06/2022	18:00	0	0	1	1	4	37	40	36	9	5	2	0	0	0	0	0	0	0	0	0	0	0	0	0	0	0	0	0	0	0	0	0	0	0	0	0	0	135	39.4	30 to 40	83.7	92	68.1		
12/06/2022	19:00	0	0	0	1	4	16	29	19	7	1	0	0	0	0	0	0	0	0	0	0	0	0	0	0	0	0	0	0	0	0	0	0	0	0	0	0	0	78	39.2	30 to 40	82.1	57	73.1		
12/06/2022	20:00	0	0	0	6	25	16	13	6	1	0	1	0	0	0	0	0	0	0	0	0	0	0	0	0	0	0	0	0	0	0	0	0	0	0	0	0	0	68	39.2	30 to 40	79.4	37	54.4		
12/06/2022	21:00	0	0	0	1	6	10	8	5	1	0	0	0	0	0	0	0	0	0	0	0	0	0	0	0	0	0	0	0	0	0	0	0	0	0	0	0	32	37	25 to 35	75.0	15	46.9			
12/06/2022	22:00	0	0	0	3	2	3	3	4	0	1	0	0	0	0	0	0	0	0	0	0	0	0	0	0	0	0	0	0	0	0	0	0	0	0	0	0	0	16	43.8	35 to 45	62.5	11	68.8		
12/06/2022	23:00	0	0	0	0	0	0	2	0	1	0	0	0	0	0	0	0	0	0	0	0	0	0	0	0	0	0	0	0	0	0	0	0	0	0	0	0	0	3	50	40 to 50	100.0	3	100.0		
24 Hr Summary		0	0	15	31	234	1039	1182	607	151	40	12	2	0	0	0	0	0	0	0	0	0	0	0	0	0	0	0	0	0	0	0	0	0	0	0	0	3313	37.6	30 to 40	85.4	1994	60.2			

Incoming Histogram

A170 outward to 22 June 2022

from Tue-Mar-15-2022-05-00-PM to Wed-Jun-22-2022-12-59-PM

Date	Starting Hr:min	<5 5 to <10	10 to <15	15 to <20	20 to <25	25 to <30	30 to <35	35 to <40	40 to <45	45 to <50	50 to <55	55 to <60	60 to <65	65 to <70	70 to <75	75 to <80	80 to <85	85 to <90	90 to <95	95 to <100	100 to <105	105 to <110	110 to <115	115 to <120	120 to <125	125 to <130	130 to <135	135 to <140	140 to <145	145 to <150	150 to <155	155 to <160	160 to <165	165 to <170	170 to <175	175 to <180	180 to <185	185 to <190	190 to <195	195 to >200	Total Counts	85pct Speed	10MPH Pace	% in pace	# of Speeders	% Speeders
13/06/2022	00:00	0	0	0	0	0	2	1	1	0	0	0	0	0	0	0	0	0	0	0	0	0	0	0	0	0	0	0	0	0	0	0	0	0	0	0	0	0	0	0	4	40	35 to 45	100.0	4	100.0
13/06/2022	01:00	0	0	0	0	0	0	2	0	0	1	0	0	0	0	0	0	0	0	0	0	0	0	0	0	0	0	0	0	0	0	0	0	0	0	0	0	0	0	0	3	55	30 to 40	66.7	3	100.0
13/06/2022	02:00	0	0	0	0	0	0	1	1	0	0	0	0	0	0	0	0	0	0	0	0	0	0	0	0	0	0	0	0	0	0	0	0	0	0	0	0	0	0	2	45	35 to 45	100.0	2	100.0	
13/06/2022	03:00	0	0	0	2	0	1	0	0	0	0	0	0	0	0	0	0	0	0	0	0	0	0	0	0	0	0	0	0	0	0	0	0	0	0	0	0	0	0	3	35	25 to 35	100.0	1	33.3	
13/06/2022	04:00	0	0	0	0	1	4	1	1	1	0	1	0	0	0	0	0	0	0	0	0	0	0	0	0	0	0	0	0	0	0	0	0	0	0	0	0	0	0	9	50	30 to 40	66.7	8	88.9	
13/06/2022	05:00	0	0	0	1	8	9	9	1	5	0	0	0	0	0	0	0	0	0	0	0	0	0	0	0	0	0	0	0	0	0	0	0	0	0	0	0	0	0	33	45	30 to 40	78.8	24	72.7	
13/06/2022	06:00	0	0	1	2	17	35	32	13	4	2	0	0	0	0	0	0	0	0	0	0	0	0	0	0	0	0	0	0	0	0	0	0	0	0	0	0	0	106	41.2	30 to 40	79.2	86	81.1		
13/06/2022	07:00	0	0	4	12	88	71	42	8	3	0	0	0	0	0	0	0	0	0	0	0	0	0	0	0	0	0	0	0	0	0	0	0	0	0	0	0	0	228	37.3	30 to 40	88.2	124	54.4		
13/06/2022	08:00	0	1	2	31	109	100	37	10	2	0	0	0	0	0	0	0	0	0	0	0	0	0	0	0	0	0	0	0	0	0	0	0	0	0	0	0	0	292	35.7	30 to 40	84.2	149	51.0		
13/06/2022	09:00	0	0	1	22	92	111	41	13	3	0	0	0	0	0	0	0	0	0	0	0	0	0	0	0	0	0	0	0	0	0	0	0	0	0	0	0	0	283	36.8	30 to 40	86.2	168	59.4		
13/06/2022	10:00	0	0	4	23	114	107	47	9	1	0	1	0	0	0	0	0	0	0	0	0	0	0	0	0	0	0	0	0	0	0	0	0	0	0	0	0	0	306	36.3	30 to 40	87.6	165	53.9		
13/06/2022	11:00	0	0	2	6	27	98	106	49	15	1	0	0	0	0	0	0	0	0	0	0	0	0	0	0	0	0	0	0	0	0	0	0	0	0	0	0	0	304	36.9	30 to 40	83.2	171	56.3		
13/06/2022	12:00	0	0	2	28	105	108	48	10	1	0	0	0	0	0	0	0	0	0	0	0	0	0	0	0	0	0	0	0	0	0	0	0	0	0	0	0	0	302	36.5	30 to 40	86.4	167	55.3		
13/06/2022	13:00	0	0	3	4	28	102	113	40	8	1	0	0	0	0	0	0	0	0	0	0	0	0	0	0	0	0	0	0	0	0	0	0	0	0	0	0	0	299	35.5	30 to 40	85.3	162	54.2		
13/06/2022	14:00	0	0	5	45	147	142	41	4	2	0	0	0	0	0	0	0	0	0	0	0	0	0	0	0	0	0	0	0	0	0	0	0	0	0	0	0	0	386	34.6	25 to 35	86.5	189	49.0		
13/06/2022	15:00	0	1	1	4	32	121	122	57	10	2	1	0	0	0	0	0	0	0	0	0	0	0	0	0	0	0	0	0	0	0	0	0	0	0	0	0	0	351	36.5	30 to 40	85.5	192	54.7		
13/06/2022	16:00	0	0	7	39	129	116	49	8	1	0	0	0	0	0	0	0	0	0	0	0	0	0	0	0	0	0	0	0	0	0	0	0	0	0	0	0	0	349	35.6	30 to 40	84.2	174	49.9		
13/06/2022	17:00	0	0	0	19	77	85	34	14	3	0	0	0	0	0	0	0	0	0	0	0	0	0	0	0	0	0	0	0	0	0	0	0	0	0	0	0	0	232	37.4	30 to 40	84.5	136	58.6		
13/06/2022	18:00	0	0	0	11	50	64	25	7	1	0	0	0	0	0	0	0	0	0	0	0	0	0	0	0	0	0	0	0	0	0	0	0	0	0	0	0	0	158	36.8	30 to 40	88.0	97	61.4		
13/06/2022	19:00	0	0	2	8	40	30	23	9	1	2	0	0	0	0	0	0	0	0	0	0	0	0	0	0	0	0	0	0	0	0	0	0	0	0	0	0	0	115	38.9	30 to 40	80.9	65	56.5		
13/06/2022	20:00	0	0	2	9	27	24	13	7	1	1	0	0	0	0	0	0	0	0	0	0	0	0	0	0	0	0	0	0	0	0	0	0	0	0	0	0	0	84	38.5	30 to 40	76.2	46	54.8		
13/06/2022	21:00	0	0	0	2	14	14	2	2	1	0	0	0	0	0	0	0	0	0	0	0	0	0	0	0	0	0	0	0	0	0	0	0	0	0	0	0	0	35	35	25 to 35	85.7	19	54.3		
13/06/2022	22:00	0	0	0	0	1	2	4	3	3	0	0	0	0	0	0	0	0	0	0	0	0	0	0	0	0	0	0	0	0	0	0	0	0	0	0	0	0	13	46.7	40 to 50	76.9	12	92.3		
13/06/2022	23:00	0	0	2	1	4	0	1	2	0	0	0	0	0	0	0	0	0	0	0	0	0	0	0	0	0	0	0	0	0	0	0	0	0	0	0	0	0	10	40	20 to 30	70.0	3	30.0		
24 Hr Summary		0	2	6	342	1344	1366	599	156	37	7	2	0	0	0	0	0	0	0	0	0	0	0	0	0	0	0	0	0	0	0	0	0	0	0	0	0	0	3907	36.8	30 to 40	84.7	2167	55.5		

Incoming Histogram

A170 outward to 22 June 2022

from Tue-Mar-15-2022-05-00-PM to Wed-Jun-22-2022-12-59-PM

Date	Starting Hr:min	<5 to <10	10 to <15	15 to <20	20 to <25	25 to <30	30 to <35	35 to <40	40 to <45	45 to <50	50 to <55	55 to <60	60 to <65	65 to <70	70 to <75	75 to <80	80 to <85	85 to <90	90 to <95	95 to <100	100 to <105	105 to <110	110 to <115	115 to <120	120 to <125	125 to <130	130 to <135	135 to <140	140 to <145	145 to <150	150 to <155	155 to <160	160 to <165	165 to <170	170 to <175	175 to <180	180 to <185	185 to <190	190 to <195	195 to >200	Total Counts	85pct Speed	10MPH Pace	% in pace	# of Speeders	% Speeders
14/06/2022	00:00	0	0	0	0	0	1	0	3	0	0	0	0	0	0	0	0	0	0	0	0	0	0	0	0	0	0	0	0	0	0	0	0	0	0	0	0	0	0	0	4	43.3	35 to 45	100.0	4	100.0
14/06/2022	01:00	0	0	0	0	1	2	2	0	0	0	0	0	0	0	0	0	0	0	0	0	0	0	0	0	0	0	0	0	0	0	0	0	0	0	0	0	0	0	0	5	37.5	30 to 40	100.0	4	80.0
14/06/2022	02:00	0	0	0	0	3	2	0	1	0	0	0	0	0	0	0	0	0	0	0	0	0	0	0	0	0	0	0	0	0	0	0	0	0	0	0	0	0	0	6	35	25 to 35	83.3	3	50.0	
14/06/2022	03:00	0	0	0	1	1	0	0	0	1	0	0	0	0	0	0	0	0	0	0	0	0	0	0	0	0	0	0	0	0	0	0	0	0	0	0	0	0	0	3	50	20 to 30	66.7	1	33.3	
14/06/2022	04:00	0	0	0	0	1	3	1	2	0	0	0	0	0	0	0	0	0	0	0	0	0	0	0	0	0	0	0	0	0	0	0	0	0	0	0	0	0	0	7	42.5	35 to 45	85.7	6	85.7	
14/06/2022	05:00	0	0	0	2	7	8	2	5	1	0	0	0	0	0	0	0	0	0	0	0	0	0	0	0	0	0	0	0	0	0	0	0	0	0	0	0	0	0	25	42	25 to 35	68.0	16	64.0	
14/06/2022	06:00	0	0	0	9	30	30	36	10	2	0	0	0	0	0	0	0	0	0	0	0	0	0	0	0	0	0	0	0	0	0	0	0	0	0	0	0	0	0	117	39.2	30 to 40	82.1	78	66.7	
14/06/2022	07:00	0	0	4	26	100	70	35	5	2	0	0	0	0	0	0	0	0	0	0	0	0	0	0	0	0	0	0	0	0	0	0	0	0	0	0	0	0	242	35.9	30 to 40	84.7	112	46.3		
14/06/2022	08:00	0	2	5	27	114	98	35	12	1	0	0	0	0	0	0	0	0	0	0	0	0	0	0	0	0	0	0	0	0	0	0	0	0	0	0	0	0	294	35.6	30 to 40	84.0	146	49.7		
14/06/2022	09:00	0	0	5	16	103	92	31	8	0	0	0	0	0	0	0	0	0	0	0	0	0	0	0	0	0	0	0	0	0	0	0	0	0	0	0	0	0	255	35.2	30 to 40	88.6	131	51.4		
14/06/2022	10:00	0	1	5	35	96	108	53	10	6	0	0	0	0	0	0	0	0	0	0	0	0	0	0	0	0	0	0	0	0	0	0	0	0	0	0	0	0	314	37.1	30 to 40	81.8	177	56.4		
14/06/2022	11:00	0	0	2	31	111	93	39	8	2	0	0	0	0	0	0	0	0	0	0	0	0	0	0	0	0	0	0	0	0	0	0	0	0	0	0	0	0	286	35.8	30 to 40	85.0	142	49.7		
14/06/2022	12:00	0	0	3	23	103	100	40	6	0	2	0	0	0	0	0	0	0	0	0	0	0	0	0	0	0	0	0	0	0	0	0	0	0	0	0	0	0	277	35.8	30 to 40	87.7	148	53.4		
14/06/2022	13:00	0	0	3	18	82	91	41	8	1	0	0	0	0	0	0	0	0	0	0	0	0	0	0	0	0	0	0	0	0	0	0	0	0	0	0	0	0	244	36.6	30 to 40	87.7	141	57.8		
14/06/2022	14:00	0	1	12	31	109	116	48	10	0	0	0	0	0	0	0	0	0	0	0	0	0	0	0	0	0	0	0	0	0	0	0	0	0	0	0	0	0	327	35.9	30 to 40	83.5	174	53.2		
14/06/2022	15:00	0	0	10	41	162	103	30	2	1	1	0	0	0	0	0	0	0	0	0	0	0	0	0	0	0	0	0	0	0	0	0	0	0	0	0	0	0	350	34.1	25 to 35	87.4	137	39.1		
14/06/2022	16:00	0	3	5	38	175	164	54	9	1	1	0	0	0	0	0	0	0	0	0	0	0	0	0	0	0	0	0	0	0	0	0	0	0	0	0	0	0	450	34.9	30 to 40	87.3	229	50.9		
14/06/2022	17:00	0	0	3	24	82	100	53	13	1	0	0	0	0	0	0	0	0	0	0	0	0	0	0	0	0	0	0	0	0	0	0	0	0	0	0	0	0	276	37.5	30 to 40	85.1	167	60.5		
14/06/2022	18:00	0	0	2	7	51	55	28	7	2	0	1	0	0	0	0	0	0	0	0	0	0	0	0	0	0	0	0	0	0	0	0	0	0	0	0	0	0	153	37.7	30 to 40	87.6	93	60.8		
14/06/2022	19:00	0	0	1	9	39	47	29	16	2	1	0	0	0	0	0	0	0	0	0	0	0	0	0	0	0	0	0	0	0	0	0	0	0	0	0	0	0	144	39.5	30 to 40	79.9	95	66.0		
14/06/2022	20:00	0	0	0	1	22	30	24	10	0	0	0	1	0	0	0	0	0	0	0	0	0	0	0	0	0	0	0	0	0	0	0	0	0	0	0	0	0	88	39.6	30 to 40	86.4	65	73.9		
14/06/2022	21:00	0	0	2	1	26	14	14	4	1	1	0	0	0	0	0	0	0	0	0	0	0	0	0	0	0	0	0	0	0	0	0	0	0	0	0	0	63	38.9	30 to 40	85.7	34	54.0			
14/06/2022	22:00	0	0	0	0	5	12	10	5	1	0	0	1	0	0	0	0	0	0	0	0	0	0	0	0	0	0	0	0	0	0	0	0	0	0	0	0	0	34	42	30 to 40	79.4	29	85.3		
14/06/2022	23:00	0	0	0	1	1	2	0	3	0	0	0	0	0	0	0	0	0	0	0	0	0	0	0	0	0	0	0	0	0	0	0	0	0	0	0	0	0	7	43.3	35 to 45	71.4	5	71.4		
24 Hr Summary		0	7	62	341	1424	1341	605	157	25	6	1	2	0	0	0	0	0	0	0	0	0	0	0	0	0	0	0	0	0	0	0	0	0	0	0	0	3971	36.7	30 to 40	84.9	2137	53.8			

Incoming Histogram

A170 outward to 22 June 2022

from Tue-Mar-15-2022-05-00-PM to Wed-Jun-22-2022-12-59-PM

Date	Starting Hr:min	<5 5 to <10	10 to <15	15 to <20	20 to <25	25 to <30	30 to <35	35 to <40	40 to <45	45 to <50	50 to <55	55 to <60	60 to <65	65 to <70	70 to <75	75 to <80	80 to <85	85 to <90	90 to <95	95 to <100	100 to <105	105 to <110	110 to <115	115 to <120	120 to <125	125 to <130	130 to <135	135 to <140	140 to <145	145 to <150	150 to <155	155 to <160	160 to <165	165 to <170	170 to <175	175 to <180	180 to <185	185 to <190	190 to <195	195 to >200	Total Counts	85pct Speed	10MPH Pace	% in pace	# of Speeders	% Speeders
15/06/2022	00:00	0	0	0	0	0	0	1	1	1	0	0	0	0	0	0	0	0	0	0	0	0	0	0	0	0	0	0	0	0	0	0	0	0	0	0	0	0	0	0	3	50	40 to 50	100.0	3	100.0
15/06/2022	01:00	0	0	0	0	0	0	1	0	0	0	0	0	0	0	0	0	0	0	0	0	0	0	0	0	0	0	0	0	0	0	0	0	0	0	0	0	0	0	0	1	40	30 to 40	100.0	1	100.0
15/06/2022	02:00	0	0	0	0	0	2	1	1	0	0	0	0	0	0	0	0	0	0	0	0	0	0	0	0	0	0	0	0	0	0	0	0	0	0	0	0	0	0	0	4	40	35 to 45	100.0	4	100.0
15/06/2022	03:00	0	0	0	0	2	0	0	0	0	0	0	0	0	0	0	0	0	0	0	0	0	0	0	0	0	0	0	0	0	0	0	0	0	0	0	0	0	0	0	2	30	20 to 30	100.0	*	*
15/06/2022	04:00	0	0	0	0	1	4	2	4	0	0	0	1	0	0	0	0	0	0	0	0	0	0	0	0	0	0	0	0	0	0	0	0	0	0	0	0	0	0	0	12	43.8	35 to 45	83.3	11	91.7
15/06/2022	05:00	0	0	1	0	7	6	7	7	1	0	0	0	0	0	0	0	0	0	0	0	0	0	0	0	0	0	0	0	0	0	0	0	0	0	0	0	0	0	0	29	42.9	30 to 40	69.0	21	72.4
15/06/2022	06:00	0	1	1	5	23	37	29	9	9	1	1	0	0	0	0	0	0	0	0	0	0	0	0	0	0	0	0	0	0	0	0	0	0	0	0	0	0	0	0	116	41.7	30 to 40	76.7	86	74.1
15/06/2022	07:00	0	0	3	17	86	86	40	10	5	0	0	0	0	0	0	0	0	0	0	0	0	0	0	0	0	0	0	0	0	0	0	0	0	0	0	0	0	0	0	247	37.2	30 to 40	85.8	141	57.1
15/06/2022	08:00	0	0	5	26	87	88	41	9	2	0	0	0	0	0	0	0	0	0	0	0	0	0	0	0	0	0	0	0	0	0	0	0	0	0	0	0	0	0	0	258	36.6	30 to 40	83.7	140	54.3
15/06/2022	09:00	0	0	4	24	96	106	51	8	2	0	0	0	0	0	0	0	0	0	0	0	0	0	0	0	0	0	0	0	0	0	0	0	0	0	0	0	0	0	0	291	36.7	30 to 40	86.9	167	57.4
15/06/2022	10:00	0	0	6	25	120	133	49	16	0	0	0	0	0	0	0	0	0	0	0	0	0	0	0	0	0	0	0	0	0	0	0	0	0	0	0	0	0	0	0	349	36.3	30 to 40	86.5	198	56.7
15/06/2022	11:00	0	0	3	36	92	114	40	3	1	0	0	0	0	0	0	0	0	0	0	0	0	0	0	0	0	0	0	0	0	0	0	0	0	0	0	0	0	0	0	289	35.1	30 to 40	85.1	158	54.7
15/06/2022	12:00	0	1	3	20	98	146	61	23	4	0	0	0	0	0	0	0	0	0	0	0	0	0	0	0	0	0	0	0	0	0	0	0	0	0	0	0	0	0	0	356	32.9	25 to 35	85.7	88	24.7
15/06/2022	13:00	0	1	0	14	47	112	78	31	7	1	0	0	0	0	0	0	0	0	0	0	0	0	0	0	0	0	0	0	0	0	0	0	0	0	0	0	0	0	0	291	34.7	25 to 35	81.4	117	40.2
15/06/2022	14:00	0	0	2	5	32	128	119	49	6	2	0	0	0	0	0	0	0	0	0	0	0	0	0	0	0	0	0	0	0	0	0	0	0	0	0	0	0	0	0	343	35.6	30 to 40	86.3	176	51.3
15/06/2022	15:00	0	1	0	9	40	137	134	48	12	0	0	0	0	0	0	0	0	0	0	0	0	0	0	0	0	0	0	0	0	0	0	0	0	0	0	0	0	0	0	383	35.5	30 to 40	83.3	196	51.2
15/06/2022	16:00	0	0	1	7	37	140	124	53	15	1	0	0	0	0	0	0	0	0	0	0	0	0	0	0	0	0	0	0	0	0	0	0	0	0	0	0	0	0	0	379	36.2	30 to 40	83.6	194	51.2
15/06/2022	17:00	0	0	0	1	12	72	76	41	18	0	0	0	0	0	0	0	0	0	0	0	0	0	0	0	0	0	0	0	0	0	0	0	0	0	0	0	0	0	0	226	38.8	30 to 40	83.6	141	62.4
15/06/2022	18:00	0	0	1	3	12	61	51	26	7	1	0	0	0	0	0	0	0	0	0	0	0	0	0	0	0	0	0	0	0	0	0	0	0	0	0	0	0	0	0	162	36.9	30 to 40	85.2	85	52.5
15/06/2022	19:00	0	0	0	3	10	46	48	21	11	4	2	1	0	0	0	0	0	0	0	0	0	0	0	0	0	0	0	0	0	0	0	0	0	0	0	0	0	0	0	146	39	30 to 40	78.8	87	59.6
15/06/2022	20:00	0	0	0	1	2	23	34	21	11	3	0	0	0	0	0	0	0	0	0	0	0	0	0	0	0	0	0	0	0	0	0	0	0	0	0	0	0	0	0	95	40	30 to 40	82.1	69	72.6
15/06/2022	21:00	0	0	0	6	35	21	11	5	0	2	0	0	0	0	0	0	0	0	0	0	0	0	0	0	0	0	0	0	0	0	0	0	0	0	0	0	0	0	80	37.7	30 to 40	83.8	39	48.8	
15/06/2022	22:00	0	0	0	1	8	7	6	1	0	0	0	0	0	0	0	0	0	0	0	0	0	0	0	0	0	0	0	0	0	0	0	0	0	0	0	0	0	0	0	23	38.3	30 to 40	91.3	14	60.9
15/06/2022	23:00	0	0	0	0	2	2	2	0	0	0	0	0	0	0	0	0	0	0	0	0	0	0	0	0	0	0	0	0	0	0	0	0	0	0	0	0	0	0	0	6	37.5	30 to 40	100.0	4	66.7
24 Hr Summary		0	4	7	86	430	1424	1331	594	165	41	6	2	1	0	0	0	0	0	0	0	0	0	0	0	0	0	0	0	0	0	0	0	0	0	0	0	0	0	4091	36.6	30 to 40	81.9	2140	52.3	

Incoming Histogram

A170 outward to 22 June 2022

from Tue-Mar-15-2022-05-00-PM to Wed-Jun-22-2022-12-59-PM

Date	Starting Hr:min	<5 5 to <10	10 to <15	15 to <20	20 to <25	25 to <30	30 to <35	35 to <40	40 to <45	45 to <50	50 to <55	55 to <60	60 to <65	65 to <70	70 to <75	75 to <80	80 to <85	85 to <90	90 to <95	95 to <100	100 to <105	105 to <110	110 to <115	115 to <120	120 to <125	125 to <130	130 to <135	135 to <140	140 to <145	145 to <150	150 to <155	155 to <160	160 to <165	165 to <170	170 to <175	175 to <180	180 to <185	185 to <190	190 to <195	195 to >200	Total Counts	85pct Speed	10MPH Pace	% in pace	# of Speeders	% Speeders
16/06/2022	00:00	0	0	0	0	0	0	0	0	1	0	0	0	0	0	0	0	0	0	0	0	0	0	0	0	0	0	0	0	0	0	0	0	0	0	0	0	0	0	0	1	50	40 to 50	100.0	1	100.0
16/06/2022	01:00	0	0	0	0	0	1	0	0	0	0	0	0	0	0	0	0	0	0	0	0	0	0	0	0	0	0	0	0	0	0	0	0	0	0	0	0	0	0	0	1	35	25 to 35	100.0	1	100.0
16/06/2022	02:00	0	0	0	0	0	1	0	0	0	0	0	0	0	0	0	0	0	0	0	0	0	0	0	0	0	0	0	0	0	0	0	0	0	0	0	0	0	0	1	35	25 to 35	100.0	1	100.0	
16/06/2022	03:00	0	0	0	0	1	0	1	0	0	0	1	0	0	0	0	0	0	0	0	0	0	0	0	0	0	0	0	0	0	0	0	0	0	0	0	0	0	0	3	60	30 to 40	66.7	2	66.7	
16/06/2022	04:00	0	0	0	0	2	3	3	1	0	0	0	0	0	0	0	0	0	0	0	0	0	0	0	0	0	0	0	0	0	0	0	0	0	0	0	0	0	0	9	40	30 to 40	88.9	7	77.8	
16/06/2022	05:00	0	0	1	0	5	9	5	5	3	0	0	0	0	0	0	0	0	0	0	0	0	0	0	0	0	0	0	0	0	0	0	0	0	0	0	0	0	0	28	44	30 to 40	67.9	22	78.6	
16/06/2022	06:00	0	0	1	8	33	31	27	11	5	1	0	0	0	0	0	0	0	0	0	0	0	0	0	0	0	0	0	0	0	0	0	0	0	0	0	0	0	0	117	39.8	30 to 40	77.8	75	64.1	
16/06/2022	07:00	0	0	3	23	90	82	46	13	0	0	0	0	0	0	0	0	0	0	0	0	0	0	0	0	0	0	0	0	0	0	0	0	0	0	0	0	0	257	37.2	30 to 40	84.8	141	54.9		
16/06/2022	08:00	0	1	4	34	121	92	46	8	1	0	0	0	0	0	0	0	0	0	0	0	0	0	0	0	0	0	0	0	0	0	0	0	0	0	0	0	0	307	36	30 to 40	84.4	147	47.9		
16/06/2022	09:00	0	0	3	21	90	101	43	10	2	0	0	0	0	0	0	0	0	0	0	0	0	0	0	0	0	0	0	0	0	0	0	0	0	0	0	0	0	270	36.7	30 to 40	86.7	156	57.8		
16/06/2022	10:00	0	0	1	5	33	116	110	48	13	2	0	0	0	0	0	0	0	0	0	0	0	0	0	0	0	0	0	0	0	0	0	0	0	0	0	0	0	328	36.5	30 to 40	83.5	173	52.7		
16/06/2022	11:00	0	0	2	29	106	98	45	9	1	0	0	0	0	0	0	0	0	0	0	0	0	0	0	0	0	0	0	0	0	0	0	0	0	0	0	0	0	290	36.2	30 to 40	85.9	153	52.8		
16/06/2022	12:00	0	1	1	3	22	90	120	46	10	4	0	0	0	0	0	0	0	0	0	0	0	0	0	0	0	0	0	0	0	0	0	0	0	0	0	0	0	297	36.6	30 to 40	86.2	180	60.6		
16/06/2022	13:00	0	1	0	3	24	96	138	55	10	1	0	0	0	0	0	0	0	0	0	0	0	0	0	0	0	0	0	0	0	0	0	0	0	0	0	0	0	328	36.5	30 to 40	88.1	204	62.2		
16/06/2022	14:00	0	0	4	4	36	134	128	41	12	0	0	0	0	0	0	0	0	0	0	0	0	0	0	0	0	0	0	0	0	0	0	0	0	0	0	0	0	359	35	30 to 40	84.4	181	50.4		
16/06/2022	15:00	0	0	2	37	153	152	46	16	3	0	0	0	0	0	0	0	0	0	0	0	0	0	0	0	0	0	0	0	0	0	0	0	0	0	0	0	0	409	35.4	30 to 40	85.8	217	53.1		
16/06/2022	16:00	0	0	1	5	46	161	130	47	8	6	1	0	0	0	0	0	0	0	0	0	0	0	0	0	0	0	0	0	0	0	0	0	0	0	0	0	0	405	35.1	30 to 40	83.5	192	47.4		
16/06/2022	17:00	0	0	1	1	21	100	103	51	18	1	0	0	0	0	0	0	0	0	0	0	0	0	0	0	0	0	0	0	0	0	0	0	0	0	0	0	0	296	37.5	30 to 40	85.8	173	58.4		
16/06/2022	18:00	0	0	1	14	64	82	26	10	3	1	0	0	0	0	0	0	0	0	0	0	0	0	0	0	0	0	0	0	0	0	0	0	0	0	0	0	0	201	36.9	30 to 40	85.6	122	60.7		
16/06/2022	19:00	0	0	2	4	39	44	18	9	2	0	1	0	0	0	0	0	0	0	0	0	0	0	0	0	0	0	0	0	0	0	0	0	0	0	0	0	0	119	38.3	30 to 40	84.9	74	62.2		
16/06/2022	20:00	0	0	1	11	38	40	18	4	0	2	0	0	0	0	0	0	0	0	0	0	0	0	0	0	0	0	0	0	0	0	0	0	0	0	0	0	0	114	36.9	30 to 40	84.2	64	56.1		
16/06/2022	21:00	0	0	0	1	15	15	7	7	2	1	0	0	0	0	0	0	0	0	0	0	0	0	0	0	0	0	0	0	0	0	0	0	0	0	0	0	48	42.1	30 to 40	77.1	32	66.7			
16/06/2022	22:00	0	0	0	2	7	6	4	3	1	1	0	0	0	0	0	0	0	0	0	0	0	0	0	0	0	0	0	0	0	0	0	0	0	0	0	0	24	41.7	30 to 40	70.8	15	62.5			
16/06/2022	23:00	0	0	0	0	1	2	6	0	0	0	0	0	0	0	0	0	0	0	0	0	0	0	0	0	0	0	0	0	0	0	0	0	0	0	0	0	9	39.2	30 to 40	100.0	8	88.9			
24 Hr Summary		0	3	8	41	366	1462	1488	629	177	38	7	2	0	0	0	0	0	0	0	0	0	0	0	0	0	0	0	0	0	0	0	0	0	0	0	0	4221	36.7	30 to 40	84.8	2341	55.5			

Incoming Histogram

A170 outward to 22 June 2022

from Tue-Mar-15-2022-05-00-PM to Wed-Jun-22-2022-12-59-PM

Date	Starting Hr:min	<5	5 to <10	10 to <15	15 to <20	20 to <25	25 to <30	30 to <35	35 to <40	40 to <45	45 to <50	50 to <55	55 to <60	60 to <65	65 to <70	70 to <75	75 to <80	80 to <85	85 to <90	90 to <95	95 to <100	100 to <105	105 to <110	110 to <115	115 to <120	120 to <125	125 to <130	130 to <135	135 to <140	140 to <145	145 to <150	150 to <155	155 to <160	160 to <165	165 to <170	170 to <175	175 to <180	180 to <185	185 to <190	190 to <195	195 to >200	Total Counts	85pct Speed	10MPH Pace	% in pace	# of Speeders	% Speeders
17/06/2022	00:00	0	0	0	0	1	1	1	2	2	0	0	1	0	0	0	0	0	0	0	0	0	0	0	0	0	0	0	0	0	0	0	0	0	0	0	0	0	0	0	8	50	40 to 50	62.5	7	87.5	
17/06/2022	01:00	0	0	0	0	0	0	3	2	0	0	0	0	0	0	0	0	0	0	0	0	0	0	0	0	0	0	0	0	0	0	0	0	0	0	0	0	0	0	0	5	42.5	35 to 45	100.0	5	100.0	
17/06/2022	02:00	0	0	0	0	0	2	1	0	0	0	0	0	0	0	0	0	0	0	0	0	0	0	0	0	0	0	0	0	0	0	0	0	0	0	0	0	0	0	3	40	30 to 40	100.0	3	100.0		
17/06/2022	03:00	0	0	0	1	2	0	0	1	0	0	0	0	0	0	0	0	0	0	0	0	0	0	0	0	0	0	0	0	0	0	0	0	0	0	0	0	0	0	4	30	20 to 30	75.0	1	25.0		
17/06/2022	04:00	0	0	0	0	1	5	5	0	1	1	0	0	0	0	0	0	0	0	0	0	0	0	0	0	0	0	0	0	0	0	0	0	0	0	0	0	0	0	13	40	30 to 40	84.6	12	92.3		
17/06/2022	05:00	0	0	0	1	10	7	6	6	2	0	0	0	0	0	0	0	0	0	0	0	0	0	0	0	0	0	0	0	0	0	0	0	0	0	0	0	0	32	42.5	30 to 40	71.9	21	65.6			
17/06/2022	06:00	0	0	1	5	17	27	24	10	2	2	1	0	0	0	0	0	0	0	0	0	0	0	0	0	0	0	0	0	0	0	0	0	0	0	0	0	0	89	41	30 to 40	76.4	66	74.2			
17/06/2022	07:00	0	0	3	17	82	75	32	14	1	0	0	0	0	0	0	0	0	0	0	0	0	0	0	0	0	0	0	0	0	0	0	0	0	0	0	0	224	37	30 to 40	84.4	122	54.5				
17/06/2022	08:00	0	2	5	31	123	108	34	11	1	1	0	0	0	0	0	0	0	0	0	0	0	0	0	0	0	0	0	0	0	0	0	0	0	0	0	316	35	30 to 40	83.9	155	49.1					
17/06/2022	09:00	0	0	1	16	117	117	64	13	1	0	0	0	0	0	0	0	0	0	0	0	0	0	0	0	0	0	0	0	0	0	0	0	0	0	0	329	37.3	30 to 40	90.6	195	59.3					
17/06/2022	10:00	0	0	6	31	127	143	61	11	2	0	0	0	0	0	0	0	0	0	0	0	0	0	0	0	0	0	0	0	0	0	0	0	0	0	0	381	36.4	30 to 40	86.9	217	57.0					
17/06/2022	11:00	0	0	5	37	120	127	61	12	4	0	0	0	0	0	0	0	0	0	0	0	0	0	0	0	0	0	0	0	0	0	0	0	0	0	0	366	36.8	30 to 40	84.2	204	55.7					
17/06/2022	12:00	0	0	6	39	156	196	75	6	2	0	0	0	0	0	0	0	0	0	0	0	0	0	0	0	0	0	0	0	0	0	0	0	0	0	0	480	35.7	30 to 40	89.0	279	58.1					
17/06/2022	13:00	0	0	1	8	41	150	148	52	10	1	0	0	0	0	0	0	0	0	0	0	0	0	0	0	0	0	0	0	0	0	0	0	0	0	0	411	35.1	30 to 40	85.2	211	51.3					
17/06/2022	14:00	0	0	4	29	144	166	71	16	0	1	0	0	0	0	0	0	0	0	0	0	0	0	0	0	0	0	0	0	0	0	0	0	0	0	431	36.6	30 to 40	88.4	254	58.9						
17/06/2022	15:00	0	0	4	34	152	178	74	26	0	0	0	0	0	0	0	0	0	0	0	0	0	0	0	0	0	0	0	0	0	0	0	0	0	0	468	37	30 to 40	86.3	278	59.4						
17/06/2022	16:00	0	1	1	6	32	155	166	70	18	1	0	1	0	0	0	0	0	0	0	0	0	0	0	0	0	0	0	0	0	0	0	0	0	0	451	36.6	30 to 40	86.7	256	56.8						
17/06/2022	17:00	0	0	1	13	97	123	67	25	7	1	0	0	0	0	0	0	0	0	0	0	0	0	0	0	0	0	0	0	0	0	0	0	0	0	334	38.7	30 to 40	85.9	223	66.8						
17/06/2022	18:00	0	0	7	11	61	76	55	15	5	1	0	0	0	0	0	0	0	0	0	0	0	0	0	0	0	0	0	0	0	0	0	0	0	0	231	38.7	30 to 40	83.1	152	65.8						
17/06/2022	19:00	0	0	2	8	36	64	39	15	2	0	0	0	0	0	0	0	0	0	0	0	0	0	0	0	0	0	0	0	0	0	0	0	0	0	166	39	30 to 40	83.7	120	72.3						
17/06/2022	20:00	0	0	0	6	23	34	14	9	3	1	0	0	0	0	0	0	0	0	0	0	0	0	0	0	0	0	0	0	0	0	0	0	0	0	90	39.6	30 to 40	78.9	61	67.8						
17/06/2022	21:00	0	1	0	2	19	15	9	3	2	0	0	0	0	0	0	0	0	0	0	0	0	0	0	0	0	0	0	0	0	0	0	0	0	51	38.3	30 to 40	84.3	29	56.9							
17/06/2022	22:00	0	0	0	4	14	17	7	3	0	0	0	0	0	0	0	0	0	0	0	0	0	0	0	0	0	0	0	0	0	0	0	0	0	45	37.1	30 to 40	84.4	27	60.0							
17/06/2022	23:00	0	0	0	0	9	11	6	2	1	0	0	0	0	0	0	0	0	0	0	0	0	0	0	0	0	0	0	0	0	0	0	0	0	29	39.2	30 to 40	89.7	20	69.0							
24 Hr Summary		0	4	4	57	358	1616	1806	831	230	40	8	1	2	0	0	0	0	0	0	0	0	0	0	0	0	0	0	0	0	0	0	0	0	0	4957	37.2	30 to 40	85.8	2918	58.9						

Incoming Histogram

A170 outward to 22 June 2022

from Tue-Mar-15-2022-05-00-PM to Wed-Jun-22-2022-12-59-PM

Date	Starting Hr:min	<5 to <10	10 to <15	15 to <20	20 to <25	25 to <30	30 to <35	35 to <40	40 to <45	45 to <50	50 to <55	55 to <60	60 to <65	65 to <70	70 to <75	75 to <80	80 to <85	85 to <90	90 to <95	95 to <100	100 to <105	105 to <110	110 to <115	115 to <120	120 to <125	125 to <130	130 to <135	135 to <140	140 to <145	145 to <150	150 to <155	155 to <160	160 to <165	165 to <170	170 to <175	175 to <180	180 to <185	185 to <190	190 to <195	195 to >200	Total Counts	85pct Speed	10MPH Pace	% in pace	# of Speeders	% Speeders
18/06/2022	00:00	0	0	0	3	3	5	4	5	1	0	0	0	0	0	0	0	0	0	0	0	0	0	0	0	0	0	0	0	0	0	0	0	0	0	0	0	0	0	0	21	43	35 to 45	66.7	15	71.4
18/06/2022	01:00	0	0	0	0	2	1	1	0	0	0	0	0	0	0	0	0	0	0	0	0	0	0	0	0	0	0	0	0	0	0	0	0	0	0	0	0	0	0	0	4	35	30 to 40	100.0	2	50.0
18/06/2022	02:00	0	0	0	0	2	1	0	0	2	0	0	0	0	0	0	0	0	0	0	0	0	0	0	0	0	0	0	0	0	0	0	0	0	0	0	0	0	0	0	5	47.5	25 to 35	60.0	3	60.0
18/06/2022	03:00	0	0	0	0	0	1	1	1	0	0	0	0	0	0	0	0	0	0	0	0	0	0	0	0	0	0	0	0	0	0	0	0	0	0	0	0	0	0	0	3	45	35 to 45	100.0	3	100.0
18/06/2022	04:00	0	0	0	0	2	2	1	3	1	1	0	0	0	0	0	0	0	0	0	0	0	0	0	0	0	0	0	0	0	0	0	0	0	0	0	0	0	0	0	10	45	35 to 45	60.0	8	80.0
18/06/2022	05:00	0	0	0	1	1	5	7	1	3	2	0	1	0	0	0	0	0	0	0	0	0	0	0	0	0	0	0	0	0	0	0	0	0	0	0	0	0	0	0	21	50	30 to 40	61.9	19	90.5
18/06/2022	06:00	0	0	0	5	12	13	13	7	1	1	0	0	0	0	0	0	0	0	0	0	0	0	0	0	0	0	0	0	0	0	0	0	0	0	0	0	0	0	0	52	40.7	30 to 40	73.1	35	67.3
18/06/2022	07:00	0	0	1	8	28	38	21	8	1	0	0	0	0	0	0	0	0	0	0	0	0	0	0	0	0	0	0	0	0	0	0	0	0	0	0	0	0	0	0	105	38.3	30 to 40	82.9	68	64.8
18/06/2022	08:00	0	2	2	11	56	58	41	9	1	0	0	0	0	0	0	0	0	0	0	0	0	0	0	0	0	0	0	0	0	0	0	0	0	0	0	0	0	0	0	180	37.9	30 to 40	86.1	109	60.6
18/06/2022	09:00	0	0	3	27	101	122	48	13	6	1	0	0	0	0	0	0	0	0	0	0	0	0	0	0	0	0	0	0	0	0	0	0	0	0	0	0	0	0	0	321	37.1	30 to 40	84.4	190	59.2
18/06/2022	10:00	0	1	6	32	134	116	70	15	3	0	0	0	0	0	0	0	0	0	0	0	0	0	0	0	0	0	0	0	0	0	0	0	0	0	0	0	0	0	0	377	37.2	30 to 40	84.9	204	54.1
18/06/2022	11:00	0	0	5	31	142	159	66	18	4	0	0	0	1	0	0	0	0	0	0	0	0	0	0	0	0	0	0	0	0	0	0	0	0	0	0	0	0	0	0	426	36.9	30 to 40	86.2	248	58.2
18/06/2022	12:00	0	1	1	41	135	123	65	11	2	0	0	0	0	0	0	0	0	0	0	0	0	0	0	0	0	0	0	0	0	0	0	0	0	0	0	0	0	0	0	380	36.6	30 to 40	85.0	201	52.9
18/06/2022	13:00	0	1	9	20	85	114	62	10	5	2	0	0	0	0	0	0	0	0	0	0	0	0	0	0	0	0	0	0	0	0	0	0	0	0	0	0	0	0	0	308	37.7	30 to 40	84.7	193	62.7
18/06/2022	14:00	0	1	3	31	120	112	47	9	2	0	0	0	0	0	0	0	0	0	0	0	0	0	0	0	0	0	0	0	0	0	0	0	0	0	0	0	0	0	0	325	36	30 to 40	85.8	170	52.3
18/06/2022	15:00	0	1	3	24	122	103	47	13	3	0	0	0	0	0	0	0	0	0	0	0	0	0	0	0	0	0	0	0	0	0	0	0	0	0	0	0	0	0	0	316	36.7	30 to 40	86.1	166	52.5
18/06/2022	16:00	0	0	6	24	101	92	39	15	2	0	0	0	0	0	0	0	0	0	0	0	0	0	0	0	0	0	0	0	0	0	0	0	0	0	0	0	0	0	0	279	36.8	30 to 40	83.2	148	53.0
18/06/2022	17:00	0	0	1	13	50	68	44	12	2	1	0	0	0	0	0	0	0	0	0	0	0	0	0	0	0	0	0	0	0	0	0	0	0	0	0	0	0	0	0	191	38.4	30 to 40	84.8	127	66.5
18/06/2022	18:00	0	0	2	2	44	50	36	8	2	0	0	0	0	0	0	0	0	0	0	0	0	0	0	0	0	0	0	0	0	0	0	0	0	0	0	0	0	0	0	144	38.3	30 to 40	90.3	96	66.7
18/06/2022	19:00	0	2	0	3	27	33	23	10	2	2	0	0	1	0	0	0	0	0	0	0	0	0	0	0	0	0	0	0	0	0	0	0	0	0	0	0	0	0	0	103	40	30 to 40	80.6	71	68.9
18/06/2022	20:00	0	0	0	0	23	24	18	5	0	1	0	0	0	0	0	0	0	0	0	0	0	0	0	0	0	0	0	0	0	0	0	0	0	0	0	0	0	0	0	71	38.6	30 to 40	91.5	48	67.6
18/06/2022	21:00	0	0	0	1	10	18	11	4	0	2	0	0	0	0	0	0	0	0	0	0	0	0	0	0	0	0	0	0	0	0	0	0	0	0	0	0	0	0	0	46	39.5	30 to 40	84.8	35	76.1
18/06/2022	22:00	0	0	0	7	8	9	4	2	0	1	0	0	0	0	0	0	0	0	0	0	0	0	0	0	0	0	0	0	0	0	0	0	0	0	0	0	0	0	0	31	37.5	25 to 35	77.4	16	51.6
18/06/2022	23:00	0	0	0	0	3	7	8	0	1	0	0	0	0	0	0	0	0	0	0	0	0	0	0	0	0	0	0	0	0	0	0	0	0	0	0	0	0	0	0	19	38.8	30 to 40	94.7	16	84.2
24 Hr Summary		0	4	6	42	284	1211	1274	677	179	44	14	0	1	2	0	0	0	0	0	0	0	0	0	0	0	0	0	0	0	0	0	0	0	0	0	0	0	0	0	3738	37.6	30 to 40	84.6	2191	58.6

Incoming Histogram

A170 outward to 22 June 2022

from Tue-Mar-15-2022-05-00-PM to Wed-Jun-22-2022-12-59-PM

Date	Starting Hr:min	<5 to <10	10 to <15	15 to <20	20 to <25	25 to <30	30 to <35	35 to <40	40 to <45	45 to <50	50 to <55	55 to <60	60 to <65	65 to <70	70 to <75	75 to <80	80 to <85	85 to <90	90 to <95	95 to <100	100 to <105	105 to <110	110 to <115	115 to <120	120 to <125	125 to <130	130 to <135	135 to <140	140 to <145	145 to <150	150 to <155	155 to <160	160 to <165	165 to <170	170 to <175	175 to <180	180 to <185	185 to <190	190 to <195	195 to >200	Total Counts	85pct Speed	10MPH Pace	% in pace	# of Speeders	% Speeders
19/06/2022	00:00	0	0	0	4	5	5	1	3	0	0	0	0	0	0	0	0	0	0	0	0	0	0	0	0	0	0	0	0	0	0	0	0	0	0	0	0	0	0	0	18	40	25 to 35	77.8	9	50.0
19/06/2022	01:00	0	0	0	0	2	0	2	0	0	0	0	0	0	0	0	0	0	0	0	0	0	0	0	0	0	0	0	0	0	0	0	0	0	0	0	0	0	0	0	4	37.5	30 to 40	100.0	2	50.0
19/06/2022	02:00	0	0	0	0	0	2	0	3	0	0	0	0	0	0	0	0	0	0	0	0	0	0	0	0	0	0	0	0	0	0	0	0	0	0	0	0	0	0	0	5	43.3	35 to 45	100.0	5	100.0
19/06/2022	03:00	0	0	0	0	1	0	1	0	0	0	0	0	0	0	0	0	0	0	0	0	0	0	0	0	0	0	0	0	0	0	0	0	0	0	0	0	0	0	0	2	40	30 to 40	100.0	1	50.0
19/06/2022	04:00	0	0	0	0	0	1	0	1	1	0	0	0	0	0	0	0	0	0	0	0	0	0	0	0	0	0	0	0	0	0	0	0	0	0	0	0	0	0	0	3	50	35 to 45	66.7	3	100.0
19/06/2022	05:00	0	0	1	1	2	2	2	2	0	1	0	0	0	0	0	0	0	0	0	0	0	0	0	0	0	0	0	0	0	0	0	0	0	0	0	0	0	0	0	11	42.5	30 to 40	54.5	7	63.6
19/06/2022	06:00	0	0	0	0	9	4	5	6	2	1	0	0	0	0	0	0	0	0	0	0	0	0	0	0	0	0	0	0	0	0	0	0	0	0	0	0	0	0	0	27	44.2	30 to 40	66.7	18	66.7
19/06/2022	07:00	0	1	1	2	6	19	26	18	6	1	1	0	0	0	0	0	0	0	0	0	0	0	0	0	0	0	0	0	0	0	0	0	0	0	0	0	0	0	0	81	38.9	30 to 40	77.8	52	64.2
19/06/2022	08:00	0	1	0	1	12	49	59	25	11	3	1	0	0	0	0	0	0	0	0	0	0	0	0	0	0	0	0	0	0	0	0	0	0	0	0	0	0	0	0	162	38.2	30 to 40	82.1	99	61.1
19/06/2022	09:00	0	0	1	21	104	105	49	13	2	0	0	0	0	0	0	0	0	0	0	0	0	0	0	0	0	0	0	0	0	0	0	0	0	0	0	0	0	0	0	295	37	30 to 40	87.5	169	57.3
19/06/2022	10:00	0	0	6	7	56	129	130	48	17	1	0	0	0	0	0	0	0	0	0	0	0	0	0	0	0	0	0	0	0	0	0	0	0	0	0	0	0	0	0	394	35.7	25 to 35	79.9	196	49.7
19/06/2022	11:00	0	0	1	7	44	141	148	70	16	3	0	0	0	0	0	0	0	0	0	0	0	0	0	0	0	0	0	0	0	0	0	0	0	0	0	0	0	0	0	430	36.8	30 to 40	83.5	237	55.1
19/06/2022	12:00	0	0	3	26	98	137	59	16	2	0	0	0	0	0	0	0	0	0	0	0	0	0	0	0	0	0	0	0	0	0	0	0	0	0	0	0	0	0	0	341	37.2	30 to 40	86.2	214	62.8
19/06/2022	13:00	0	0	1	4	35	110	129	46	12	1	0	0	0	0	0	0	0	0	0	0	0	0	0	0	0	0	0	0	0	0	0	0	0	0	0	0	0	0	0	338	35.9	30 to 40	84.3	188	55.6
19/06/2022	14:00	0	0	1	2	25	109	127	46	7	0	1	0	0	0	0	0	0	0	0	0	0	0	0	0	0	0	0	0	0	0	0	0	0	0	0	0	0	0	0	318	35.7	30 to 40	88.7	181	56.9
19/06/2022	15:00	0	0	1	6	24	120	128	34	7	1	0	0	0	0	0	0	0	0	0	0	0	0	0	0	0	0	0	0	0	0	0	0	0	0	0	0	0	0	0	321	34.8	30 to 40	87.9	170	53.0
19/06/2022	16:00	0	0	0	4	25	84	120	49	11	1	0	0	1	0	0	0	0	0	0	0	0	0	0	0	0	0	0	0	0	0	0	0	0	0	0	0	0	0	0	295	36.8	30 to 40	85.8	182	61.7
19/06/2022	17:00	0	0	0	1	14	68	70	38	13	1	0	0	0	0	0	0	0	0	0	0	0	0	0	0	0	0	0	0	0	0	0	0	0	0	0	0	0	0	0	205	37.8	30 to 40	85.9	122	59.5
19/06/2022	18:00	0	0	0	9	35	47	31	2	2	0	0	0	0	0	0	0	0	0	0	0	0	0	0	0	0	0	0	0	0	0	0	0	0	0	0	0	0	0	0	126	37.6	30 to 40	89.7	82	65.1
19/06/2022	19:00	0	0	1	0	4	22	40	19	7	1	0	0	0	0	0	0	0	0	0	0	0	0	0	0	0	0	0	0	0	0	0	0	0	0	0	0	0	0	0	95	38.7	30 to 40	85.3	68	71.6
19/06/2022	20:00	0	0	0	2	12	29	10	11	3	0	0	0	0	0	0	0	0	0	0	0	0	0	0	0	0	0	0	0	0	0	0	0	0	0	0	0	0	0	0	67	41.8	30 to 40	76.1	53	79.1
19/06/2022	21:00	0	0	0	5	20	15	11	10	0	0	0	0	0	0	0	0	0	0	0	0	0	0	0	0	0	0	0	0	0	0	0	0	0	0	0	0	0	0	0	61	40.5	30 to 40	75.4	36	59.0
19/06/2022	22:00	0	0	0	0	4	6	6	2	0	0	0	1	0	0	0	0	0	0	0	0	0	0	0	0	0	0	0	0	0	0	0	0	0	0	0	0	0	0	0	19	40	30 to 40	84.2	15	78.9
19/06/2022	23:00	0	0	0	0	3	2	2	2	3	0	0	0	0	0	0	0	0	0	0	0	0	0	0	0	0	0	0	0	0	0	0	0	0	0	0	0	0	0	0	12	46.7	30 to 40	58.3	9	75.0
24 Hr Summary		0	2	12	39	313	1146	1332	572	178	28	6	0	2	0	0	0	0	0	0	0	0	0	0	0	0	0	0	0	0	0	0	0	0	0	0	0	0	0	0	3630	37.1	30 to 40	84.0	2118	58.3

Incoming Histogram

A170 outward to 22 June 2022

from Tue-Mar-15-2022-05-00-PM to Wed-Jun-22-2022-12-59-PM

Date	Starting Hr:min	<5 5 to <10	10 to <15	15 to <20	20 to <25	25 to <30	30 to <35	35 to <40	40 to <45	45 to <50	50 to <55	55 to <60	60 to <65	65 to <70	70 to <75	75 to <80	80 to <85	85 to <90	90 to <95	95 to <100	100 to <105	105 to <110	110 to <115	115 to <120	120 to <125	125 to <130	130 to <135	135 to <140	140 to <145	145 to <150	150 to <155	155 to <160	160 to <165	165 to <170	170 to <175	175 to <180	180 to <185	185 to <190	190 to <195	195 to >200	Total Counts	85pct Speed	10MPH Pace	% in pace	# of Speeders	% Speeders
20/06/2022	00:00	0	0	0	0	0	1	2	1	0	0	0	0	0	0	0	0	0	0	0	0	0	0	0	0	0	0	0	0	0	0	0	0	0	0	0	0	0	0	0	4	40	35 to 45	100.0	4	100.0
20/06/2022	01:00	0	0	0	0	0	1	0	0	0	0	0	0	0	0	0	0	0	0	0	0	0	0	0	0	0	0	0	0	0	0	0	0	0	0	0	0	0	0	0	1	35	25 to 35	100.0	1	100.0
20/06/2022	02:00	0	0	0	0	0	1	0	0	0	0	1	0	0	0	0	0	0	0	0	0	0	0	0	0	0	0	0	0	0	0	0	0	0	0	0	0	0	0	0	2	60	25 to 35	50.0	2	100.0
20/06/2022	03:00	0	0	0	1	1	1	1	1	0	0	0	0	0	0	0	0	0	0	0	0	0	0	0	0	0	0	0	0	0	0	0	0	0	0	0	0	0	0	0	5	40	25 to 35	60.0	3	60.0
20/06/2022	04:00	0	0	0	0	2	1	3	2	0	0	0	0	0	0	0	0	0	0	0	0	0	0	0	0	0	0	0	0	0	0	0	0	0	0	0	0	0	0	0	8	42.5	30 to 40	75.0	6	75.0
20/06/2022	05:00	0	0	0	0	4	8	10	3	5	0	0	0	0	0	0	0	0	0	0	0	0	0	0	0	0	0	0	0	0	0	0	0	0	0	0	0	0	0	30	46	30 to 40	73.3	26	86.7	
20/06/2022	06:00	0	0	0	6	22	34	30	10	2	0	0	0	0	0	0	0	0	0	0	0	0	0	0	0	0	0	0	0	0	0	0	0	0	0	0	0	0	0	104	39.3	30 to 40	82.7	76	73.1	
20/06/2022	07:00	0	0	1	26	100	80	29	10	3	0	0	0	0	0	0	0	0	0	0	0	0	0	0	0	0	0	0	0	0	0	0	0	0	0	0	0	0	0	249	35.9	30 to 40	83.9	122	49.0	
20/06/2022	08:00	0	1	2	21	110	100	46	10	3	0	0	0	0	0	0	0	0	0	0	0	0	0	0	0	0	0	0	0	0	0	0	0	0	0	0	0	0	293	36.6	30 to 40	87.4	159	54.3		
20/06/2022	09:00	0	1	3	20	97	106	61	11	2	0	0	0	0	0	0	0	0	0	0	0	0	0	0	0	0	0	0	0	0	0	0	0	0	0	0	0	0	301	37.4	30 to 40	87.7	180	59.8		
20/06/2022	10:00	0	1	1	29	118	138	46	10	4	0	0	0	0	0	0	0	0	0	0	0	0	0	0	0	0	0	0	0	0	0	0	0	0	0	0	0	0	347	35.9	30 to 40	87.0	198	57.1		
20/06/2022	11:00	0	1	3	31	100	128	54	12	2	0	0	0	0	0	0	0	0	0	0	0	0	0	0	0	0	0	0	0	0	0	0	0	0	0	0	0	0	331	36.7	30 to 40	85.2	196	59.2		
20/06/2022	12:00	0	0	4	20	99	120	61	7	4	1	0	0	0	0	0	0	0	0	0	0	0	0	0	0	0	0	0	0	0	0	0	0	0	0	0	0	0	316	37.1	30 to 40	88.6	193	61.1		
20/06/2022	13:00	0	1	5	21	107	103	62	20	2	1	0	0	0	0	0	0	0	0	0	0	0	0	0	0	0	0	0	0	0	0	0	0	0	0	0	0	0	322	38	30 to 40	84.5	188	58.4		
20/06/2022	14:00	0	0	8	48	138	144	55	7	1	0	0	0	0	0	0	0	0	0	0	0	0	0	0	0	0	0	0	0	0	0	0	0	0	0	0	0	0	401	35.3	30 to 40	84.0	207	51.6		
20/06/2022	15:00	0	1	5	26	130	137	59	17	0	1	0	0	0	0	0	0	0	0	0	0	0	0	0	0	0	0	0	0	0	0	0	0	0	0	0	0	0	376	36.8	30 to 40	86.7	214	56.9		
20/06/2022	16:00	0	0	3	21	111	127	65	12	2	0	0	0	0	0	0	0	0	0	0	0	0	0	0	0	0	0	0	0	0	0	0	0	0	0	0	0	0	341	37.2	30 to 40	88.9	206	60.4		
20/06/2022	17:00	0	1	3	18	83	102	40	13	0	0	0	0	0	0	0	0	0	0	0	0	0	0	0	0	0	0	0	0	0	0	0	0	0	0	0	0	0	260	36.8	30 to 40	86.5	155	59.6		
20/06/2022	18:00	0	0	2	9	36	46	28	6	3	0	0	0	0	0	0	0	0	0	0	0	0	0	0	0	0	0	0	0	0	0	0	0	0	0	0	0	0	130	38	30 to 40	84.6	83	63.8		
20/06/2022	19:00	0	0	1	5	28	42	18	2	4	1	0	0	0	0	0	0	0	0	0	0	0	0	0	0	0	0	0	0	0	0	0	0	0	0	0	0	0	101	37.8	30 to 40	87.1	67	66.3		
20/06/2022	20:00	0	1	1	5	28	27	10	4	0	0	0	0	0	0	0	0	0	0	0	0	0	0	0	0	0	0	0	0	0	0	0	0	0	0	0	0	0	76	36.5	30 to 40	85.5	41	53.9		
20/06/2022	21:00	0	0	0	1	19	18	6	7	2	1	0	0	0	0	0	0	0	0	0	0	0	0	0	0	0	0	0	0	0	0	0	0	0	0	0	0	0	54	41.4	30 to 40	79.6	34	63.0		
20/06/2022	22:00	0	0	0	2	8	5	3	2	2	0	0	0	0	0	0	0	0	0	0	0	0	0	0	0	0	0	0	0	0	0	0	0	0	0	0	0	0	22	42.5	30 to 40	72.7	12	54.5		
20/06/2022	23:00	0	0	0	0	1	1	2	2	1	0	0	0	0	0	0	0	0	0	0	0	0	0	0	0	0	0	0	0	0	0	0	0	0	0	0	0	0	7	45	35 to 45	71.4	6	85.7		
24 Hr Summary		0	1	7	42	310	1342	1471	691	169	42	5	1	0	0	0	0	0	0	0	0	0	0	0	0	0	0	0	0	0	0	0	0	0	0	0	0	0	4081	37.1	30 to 40	85.9	2379	58.3		

Incoming Histogram

A170 outward to 22 June 2022

from Tue-Mar-15-2022-05-00-PM to Wed-Jun-22-2022-12-59-PM

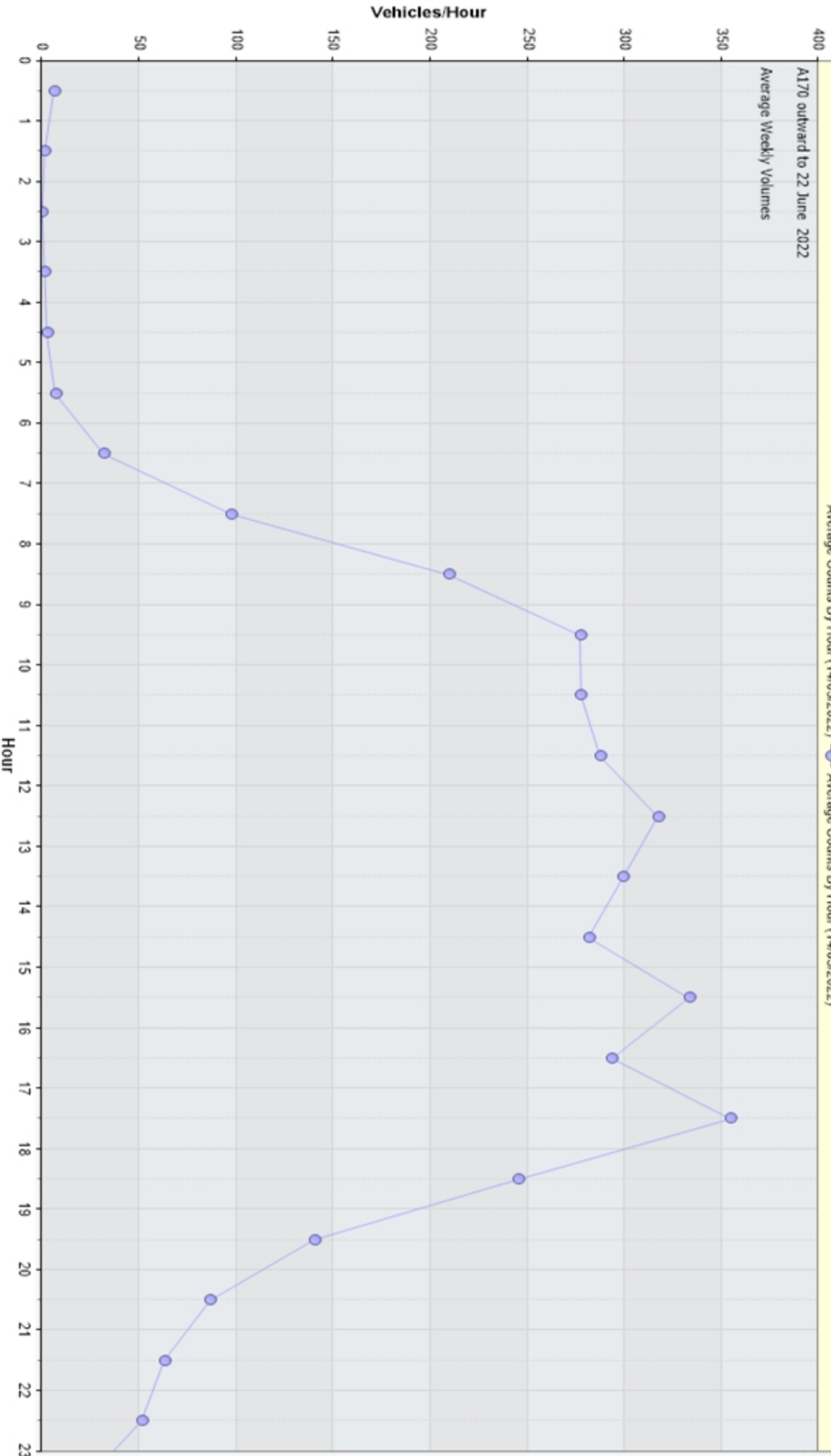
Date	Starting Hr:min	<5 5 to <10	10 to <15	15 to <20	20 to <25	25 to <30	30 to <35	35 to <40	40 to <45	45 to <50	50 to <55	55 to <60	60 to <65	65 to <70	70 to <75	75 to <80	80 to <85	85 to <90	90 to <95	95 to <100	100 to <105	105 to <110	110 to <115	115 to <120	120 to <125	125 to <130	130 to <135	135 to <140	140 to <145	145 to <150	150 to <155	155 to <160	160 to <165	165 to <170	170 to <175	175 to <180	180 to <185	185 to <190	190 to <195	195 to >200	Total Counts	85pct Speed	10MPH Pace	% in pace	# of Speeders	% Speeders
21/06/2022	00:00	0	0	0	0	0	1	0	0	1	0	0	0	0	0	0	0	0	0	0	0	0	0	0	0	0	0	0	0	0	0	0	0	0	0	0	0	0	0	0	2	50	25 to 35	50.0	2	100.0
21/06/2022	01:00	0	0	0	0	0	0	2	0	0	0	0	0	0	0	0	0	0	0	0	0	0	0	0	0	0	0	0	0	0	0	0	0	0	0	0	0	0	0	0	2	40	30 to 40	100.0	2	100.0
21/06/2022	02:00	0	0	0	0	0	2	1	0	0	0	0	0	0	0	0	0	0	0	0	0	0	0	0	0	0	0	0	0	0	0	0	0	0	0	0	0	0	0	3	40	30 to 40	100.0	3	100.0	
21/06/2022	03:00	0	0	0	0	0	1	2	0	0	0	0	0	0	0	0	0	0	0	0	0	0	0	0	0	0	0	0	0	0	0	0	0	0	0	0	0	0	0	3	40	30 to 40	100.0	3	100.0	
21/06/2022	04:00	0	0	0	1	1	5	0	1	0	0	0	0	0	0	0	0	0	0	0	0	0	0	0	0	0	0	0	0	0	0	0	0	0	0	0	0	0	0	8	35	25 to 35	87.5	6	75.0	
21/06/2022	05:00	0	0	0	0	7	12	11	5	3	1	0	0	0	0	0	0	0	0	0	0	0	0	0	0	0	0	0	0	0	0	0	0	0	0	0	0	0	0	39	43	30 to 40	76.9	32	82.1	
21/06/2022	06:00	0	0	0	8	38	39	31	11	3	1	0	0	0	0	0	0	0	0	0	0	0	0	0	0	0	0	0	0	0	0	0	0	0	0	0	0	0	0	131	39.2	30 to 40	82.4	85	64.9	
21/06/2022	07:00	0	0	1	14	89	72	39	14	0	0	0	0	0	0	0	0	0	0	0	0	0	0	0	0	0	0	0	0	0	0	0	0	0	0	0	0	0	229	37.4	30 to 40	87.3	125	54.6		
21/06/2022	08:00	0	1	1	16	88	108	48	14	1	0	0	0	0	0	0	0	0	0	0	0	0	0	0	0	0	0	0	0	0	0	0	0	0	0	0	0	0	278	37.2	30 to 40	87.8	171	61.5		
21/06/2022	09:00	0	0	3	4	28	103	105	48	5	1	0	0	0	0	0	0	0	0	0	0	0	0	0	0	0	0	0	0	0	0	0	0	0	0	0	0	0	297	35.9	30 to 40	86.2	159	53.5		
21/06/2022	10:00	0	0	1	2	19	98	107	59	7	1	0	0	0	0	0	0	0	0	0	0	0	0	0	0	0	0	0	0	0	0	0	0	0	0	0	0	0	294	36.9	30 to 40	89.8	174	59.2		
21/06/2022	11:00	0	0	2	8	26	99	131	54	9	4	1	0	0	0	0	0	0	0	0	0	0	0	0	0	0	0	0	0	0	0	0	0	0	0	0	0	334	36.7	30 to 40	85.0	199	59.6			
21/06/2022	12:00	0	0	2	1	22	98	117	37	7	2	0	0	0	0	0	0	0	0	0	0	0	0	0	0	0	0	0	0	0	0	0	0	0	0	0	0	0	286	35.4	30 to 40	88.1	163	57.0		
21/06/2022	13:00	0	0	0	2	31	99	101	53	8	1	0	0	0	0	0	0	0	0	0	0	0	0	0	0	0	0	0	0	0	0	0	0	0	0	0	0	0	295	36.7	30 to 40	85.8	163	55.3		
21/06/2022	14:00	0	1	2	3	38	117	137	40	6	0	0	0	0	0	0	0	0	0	0	0	0	0	0	0	0	0	0	0	0	0	0	0	0	0	0	0	0	344	34.8	30 to 40	85.5	183	53.2		
21/06/2022	15:00	0	0	1	4	41	144	134	49	0	1	1	0	0	0	0	0	0	0	0	0	0	0	0	0	0	0	0	0	0	0	0	0	0	0	0	0	0	375	34.8	30 to 40	87.2	185	49.3		
21/06/2022	16:00	0	0	1	15	82	203	44	14	1	0	0	0	0	0	0	0	0	0	0	0	0	0	0	0	0	0	0	0	0	0	0	0	0	0	0	0	0	360	30.6	25 to 35	91.4	59	16.4		
21/06/2022	17:00	0	0	0	6	65	148	61	26	7	1	1	0	0	0	0	0	0	0	0	0	0	0	0	0	0	0	0	0	0	0	0	0	0	0	0	0	0	315	34	25 to 35	87.0	96	30.5		
21/06/2022	18:00	0	0	0	2	9	49	39	33	6	0	0	0	0	0	0	0	0	0	0	0	0	0	0	0	0	0	0	0	0	0	0	0	0	0	0	0	0	141	38.2	30 to 40	85.8	81	57.4		
21/06/2022	19:00	0	0	0	1	9	49	44	27	9	2	0	0	0	0	0	0	0	0	0	0	0	0	0	0	0	0	0	0	0	0	0	0	0	0	0	0	0	141	38.1	30 to 40	85.1	82	58.2		
21/06/2022	20:00	0	0	0	3	16	29	13	6	3	0	0	0	0	0	0	0	0	0	0	0	0	0	0	0	0	0	0	0	0	0	0	0	0	0	0	0	0	70	39.6	30 to 40	82.9	51	72.9		
21/06/2022	21:00	0	0	0	2	4	23	20	12	1	2	0	1	0	0	0	0	0	0	0	0	0	0	0	0	0	0	0	0	0	0	0	0	0	0	0	0	0	65	37.5	30 to 40	84.6	36	55.4		
21/06/2022	22:00	0	0	0	2	9	5	4	4	0	0	0	0	0	0	0	0	0	0	0	0	0	0	0	0	0	0	0	0	0	0	0	0	0	0	0	0	0	24	40	30 to 40	75.0	13	54.2		
21/06/2022	23:00	0	0	0	0	1	0	2	2	1	0	0	0	0	0	0	0	0	0	0	0	0	0	0	0	0	0	0	0	0	0	0	0	0	0	0	0	0	6	45	40 to 50	83.3	5	83.3		
24 Hr Summary		0	2	13	52	418	1479	1314	605	123	30	5	1	0	0	0	0	0	0	0	0	0	0	0	0	0	0	0	0	0	0	0	0	0	0	0	0	0	4042	36.3	30 to 40	84.1	2078	51.4		

Incoming Histogram

A170 outward to 22 June 2022

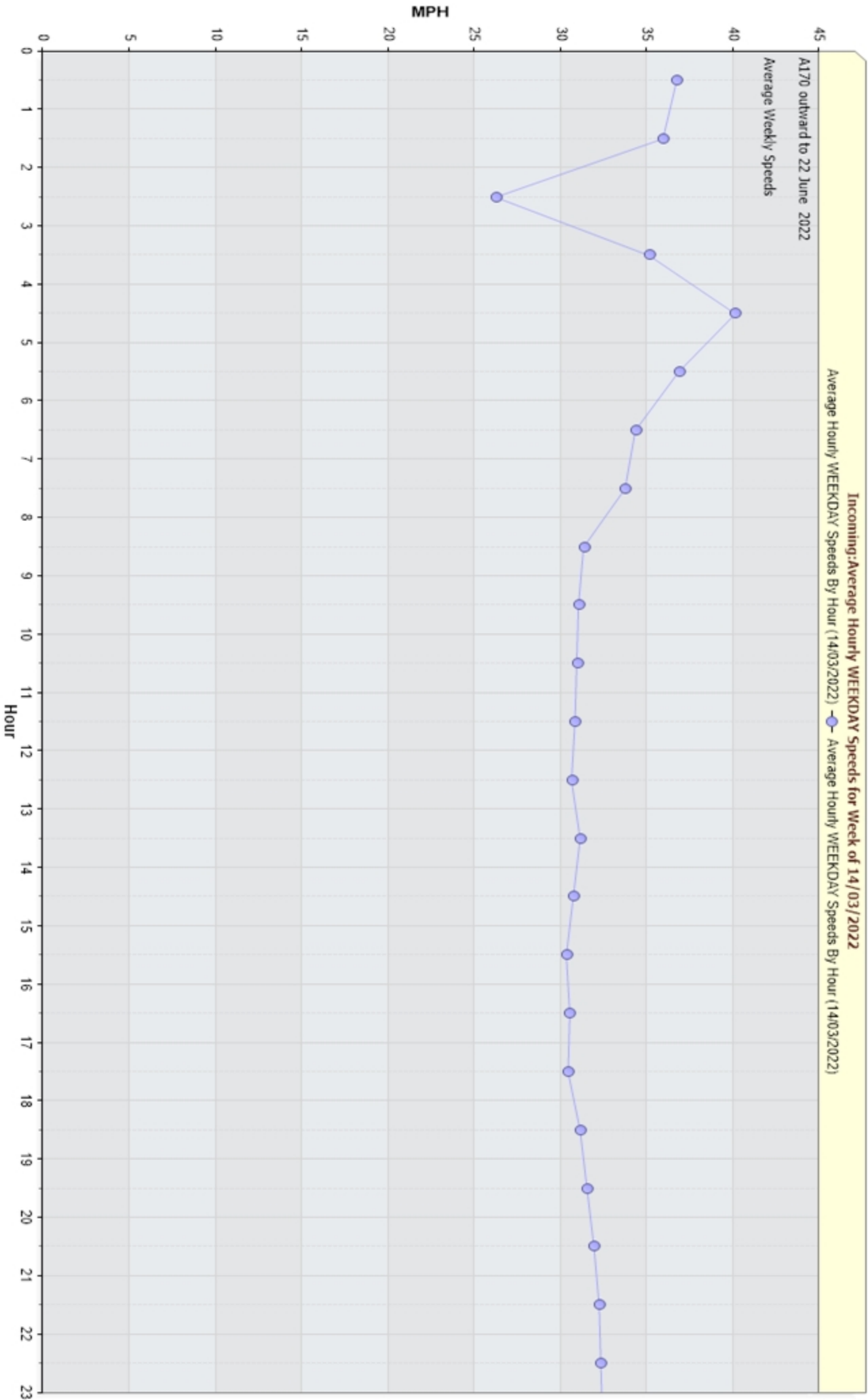
from Tue-Mar-15-2022-05-00-PM to Wed-Jun-22-2022-12-59-PM

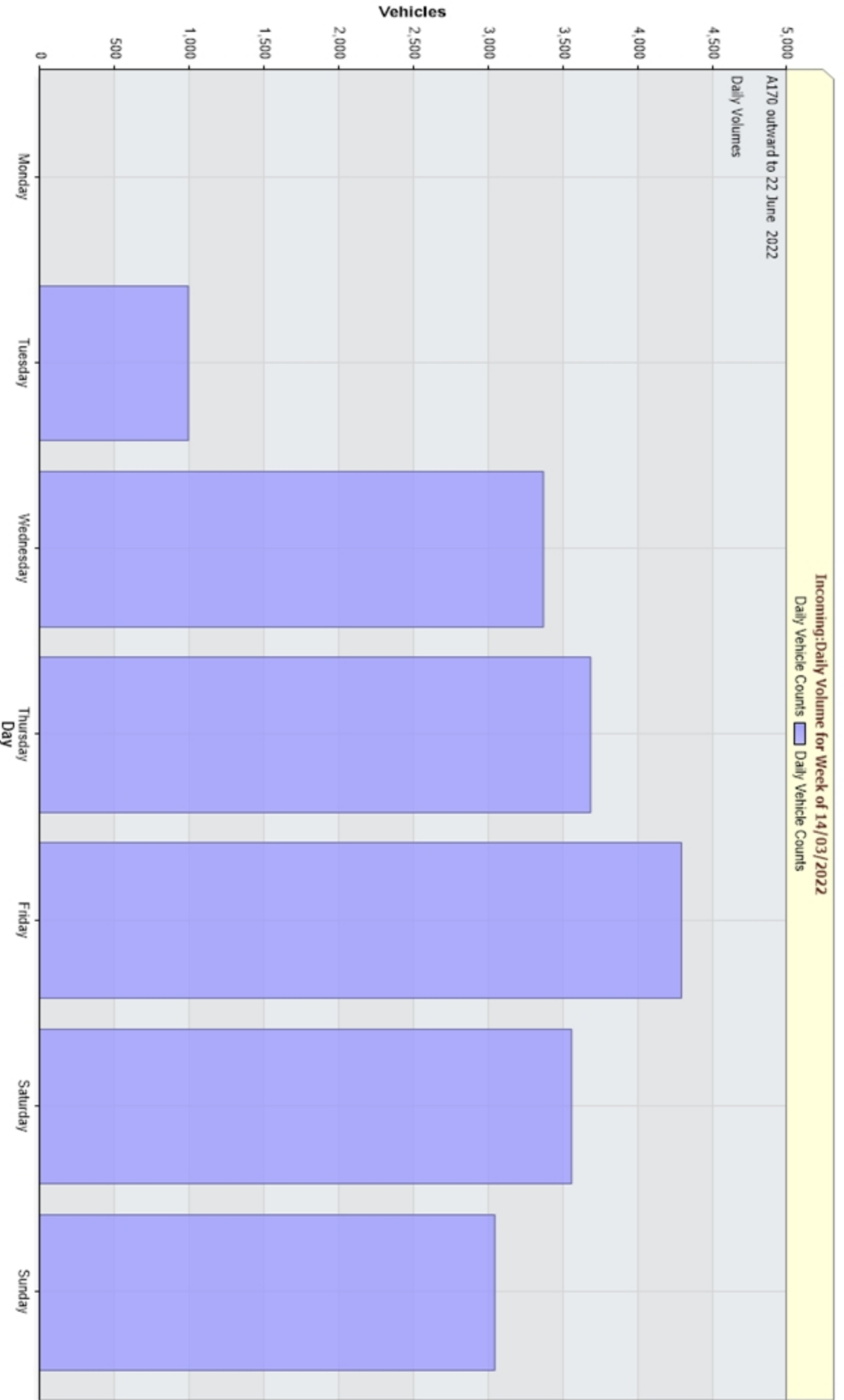
Date	Starting Hr:min	<5	5 to <10	10 to <15	15 to <20	20 to <25	25 to <30	30 to <35	35 to <40	40 to <45	45 to <50	50 to <55	55 to <60	60 to <65	65 to <70	70 to <75	75 to <80	80 to <85	85 to <90	90 to <95	95 to <100	100 to <105	105 to <110	110 to <115	115 to <120	120 to <125	125 to <130	130 to <135	135 to <140	140 to <145	145 to <150	150 to <155	155 to <160	160 to <165	165 to <170	170 to <175	175 to <180	180 to <185	185 to <190	190 to <195	195 to >200	Total Counts	85pct Speed	10MPH Pace	% in pace	# of Speeders	% Speeders
22/06/2022	00:00	0	0	0	0	2	1	1	1	1	0	0	0	0	0	0	0	0	0	0	0	0	0	0	0	0	0	0	0	0	0	0	0	0	0	0	0	0	0	0	0	6	45	30 to 40	66.7	4	66.7
22/06/2022	01:00	0	0	0	0	0	1	0	0	0	0	0	0	0	0	0	0	0	0	0	0	0	0	0	0	0	0	0	0	0	0	0	0	0	0	0	0	0	0	0	0	1	35	25 to 35	100.0	1	100.0
22/06/2022	02:00	0	0	0	1	0	1	0	0	0	0	0	0	0	0	0	0	0	0	0	0	0	0	0	0	0	0	0	0	0	0	0	0	0	0	0	0	0	0	0	2	35	25 to 35	100.0	1	50.0	
22/06/2022	03:00	0	0	2	1	1	1	2	3	0	0	0	0	0	0	0	0	0	0	0	0	0	0	0	0	0	0	0	0	0	0	0	0	0	0	0	0	0	0	0	10	41.7	35 to 45	60.0	6	60.0	
22/06/2022	04:00	0	0	0	0	2	2	2	2	0	0	0	0	0	0	0	0	0	0	0	0	0	0	0	0	0	0	0	0	0	0	0	0	0	0	0	0	0	0	0	8	42.5	30 to 40	75.0	6	75.0	
22/06/2022	05:00	0	0	0	1	7	7	7	4	2	1	1	0	0	0	0	0	0	0	0	0	0	0	0	0	0	0	0	0	0	0	0	0	0	0	0	0	0	0	0	30	45	30 to 40	70.0	22	73.3	
22/06/2022	06:00	0	0	1	10	29	31	36	10	0	1	0	0	0	0	0	0	0	0	0	0	0	0	0	0	0	0	0	0	0	0	0	0	0	0	0	0	0	0	0	118	39	30 to 40	81.4	78	66.1	
22/06/2022	07:00	0	0	3	22	84	83	43	13	0	0	0	0	0	0	0	0	0	0	0	0	0	0	0	0	0	0	0	0	0	0	0	0	0	0	0	0	0	0	0	248	37.2	30 to 40	84.7	139	56.0	
22/06/2022	08:00	0	0	3	24	84	85	44	15	4	0	0	0	0	0	0	0	0	0	0	0	0	0	0	0	0	0	0	0	0	0	0	0	0	0	0	0	0	0	0	259	37.7	30 to 40	82.2	148	57.1	
22/06/2022	09:00	0	1	0	2	23	77	103	54	12	0	0	0	0	0	0	0	0	0	0	0	0	0	0	0	0	0	0	0	0	0	0	0	0	0	0	0	0	0	0	272	37.3	30 to 40	86.0	169	62.1	
22/06/2022	10:00	0	0	3	29	120	134	63	9	2	1	0	0	0	0	0	0	0	0	0	0	0	0	0	0	0	0	0	0	0	0	0	0	0	0	0	0	0	0	0	361	36.7	30 to 40	87.8	209	57.9	
22/06/2022	11:00	0	0	1	5	47	106	134	40	6	2	0	0	0	0	0	0	0	0	0	0	0	0	0	0	0	0	0	0	0	0	0	0	0	0	0	0	0	0	0	341	34.9	25 to 35	84.2	182	53.4	
22/06/2022	12:00	0	0	0	1	2	26	23	12	1	1	0	0	0	0	0	0	0	0	0	0	0	0	0	0	0	0	0	0	0	0	0	0	0	0	0	0	0	0	0	66	36.7	30 to 40	92.4	37	56.1	
24 Hr Summary		0	1	1	20	160	538	606	304	76	12	3	1	0	0	0	0	0	0	0	0	0	0	0	0	0	0	0	0	0	0	0	0	0	0	0	0	0	0	0	1722	36.4	30 to 40	84.1	1002	58.2	



A170 outward to 22 June 2022

Average Weekly Volumes





A170 outward to 22 June 2022

Daily Volumes

Vehicles

Incoming: Daily Volume for Week of 14/03/2022
Daily Vehicle Counts

Daily Vehicle Counts

Monday

Tuesday

Wednesday

Thursday

Friday

Saturday

Sunday

0

500

1,000

1,500

2,000

2,500

3,000

3,500

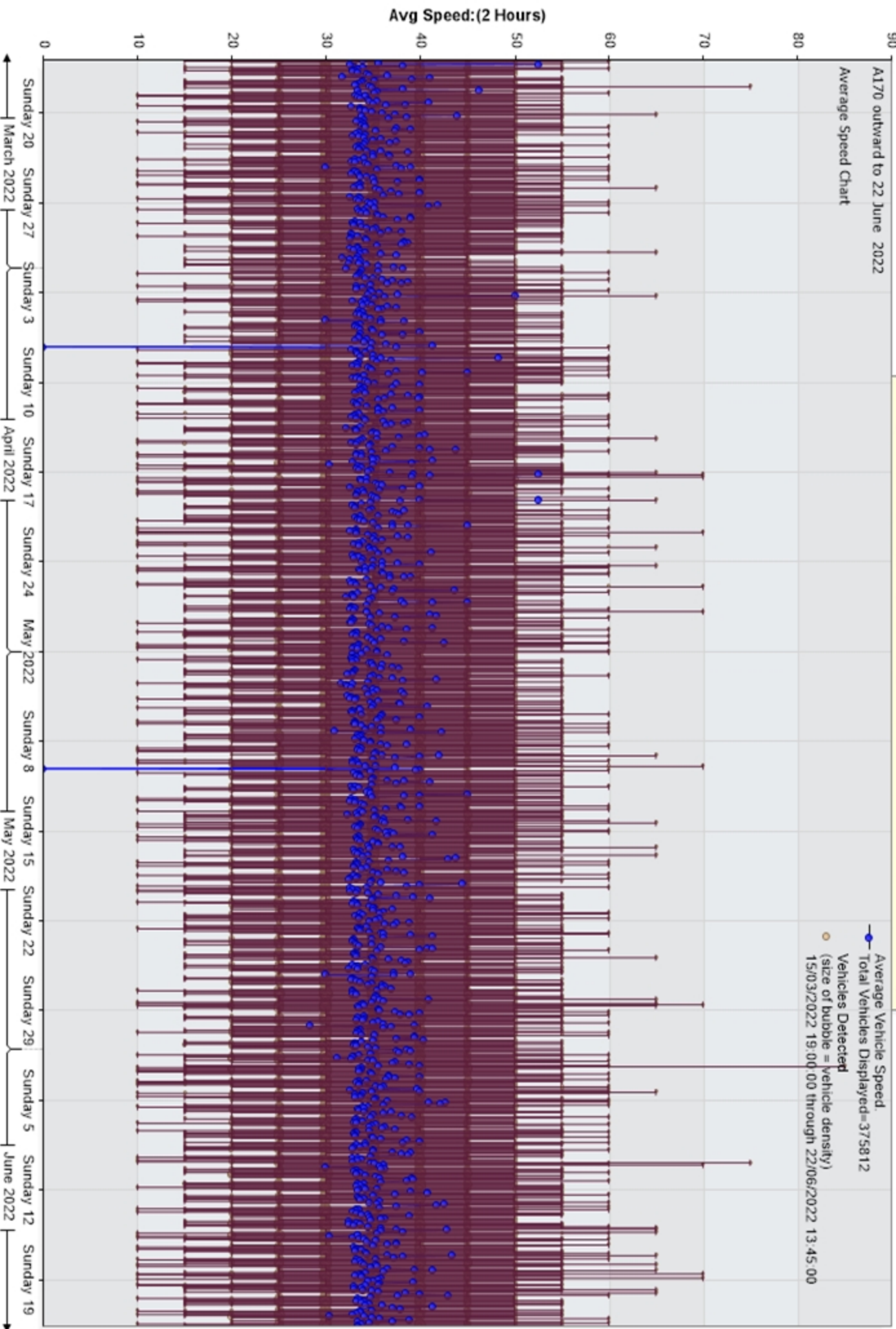
4,000

4,500

5,000

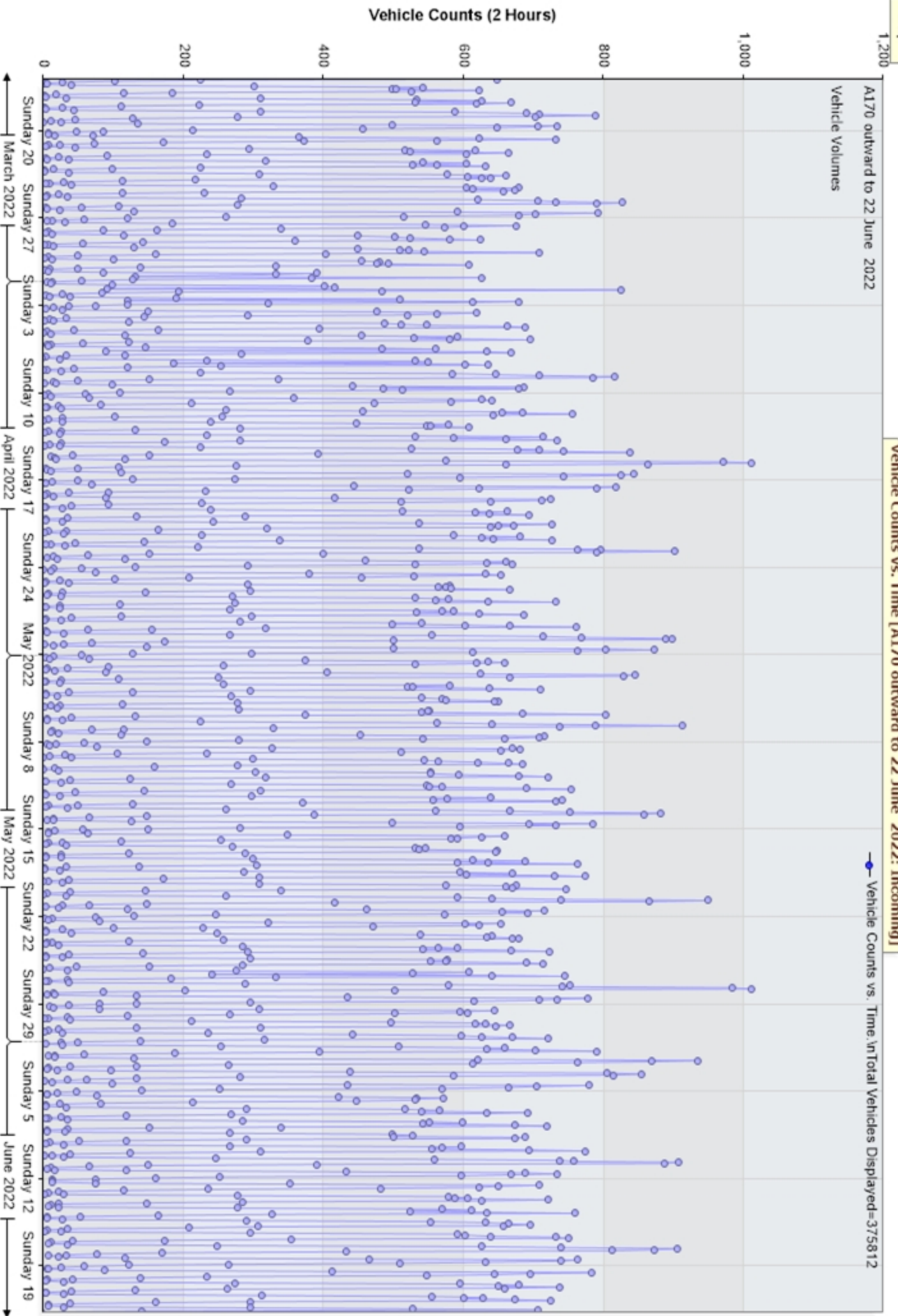
Zoom
help

Average Vehicle Speed (MPH) vs. Time [A170 outward to 22 June 2022:Incoming]

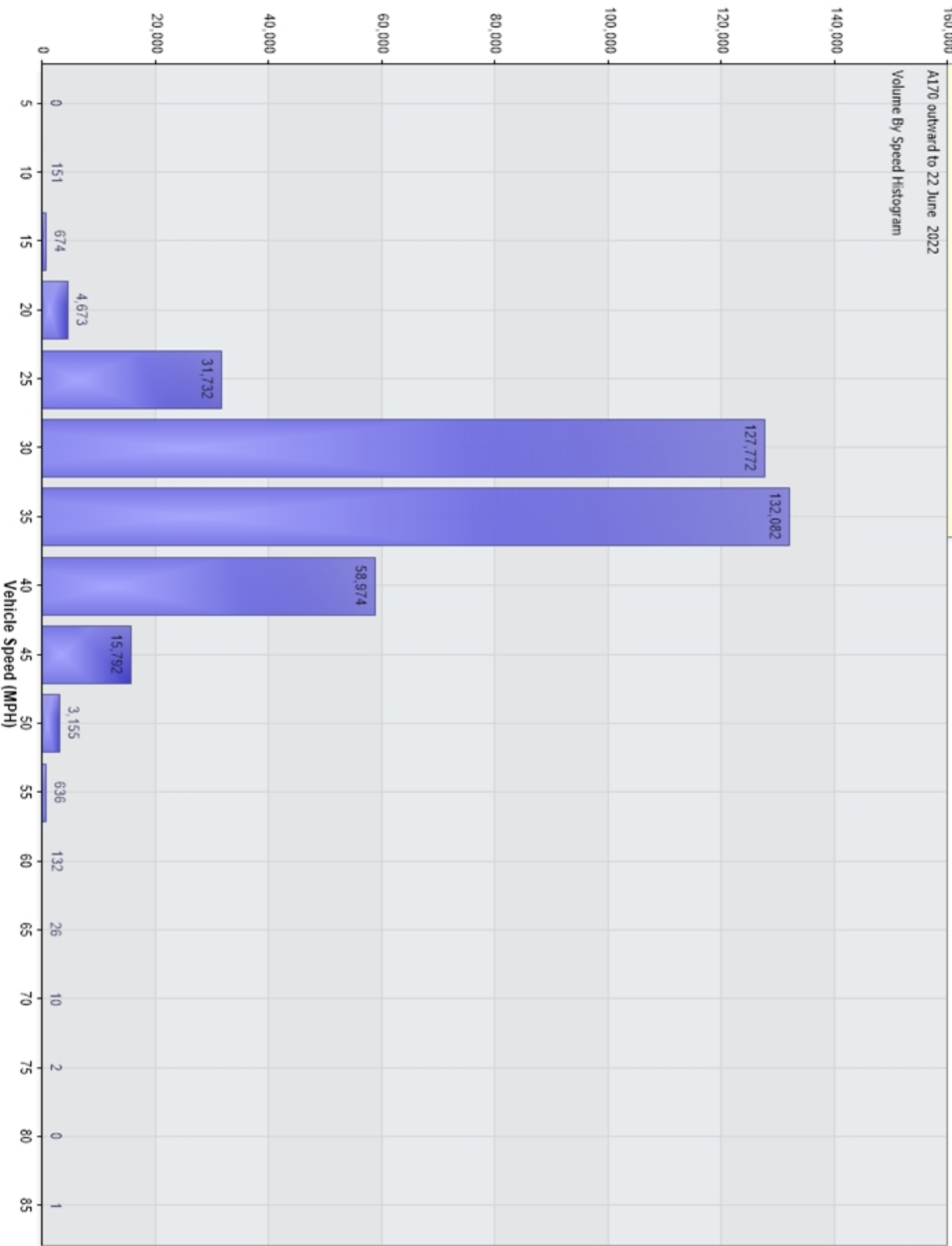


Zoom help

Vehicle Counts vs. Time [A170 outward to 22 June 2022: Incoming]



Vehicle Counts Vs. Speed [A170 outward to 22 June 2022: Incoming]



375,812 Counts

Percentile Counts Vs. Speed for [A170 outward to 22 June 2022: Incoming]

A170 outward to 22 June 2022

85th Pct Speed=36.9 MPH

Vehicles in data=375812

15/03/2022 17:00:00 to 22/06/2022 12:59:59

