

For Project: A170 Outward  
 Project Notes: A170 Linkfoot Lane Outward traffic  
 Location/Name: Incoming  
 Report Generated: 18/10/2021 16:08  
 Speed Intervals: 5 MPH  
 Time Intervals: Instant  
 Traffic Report From: 21/07/2021 00:00:00 through 11/09/2021 18:59:59  
 85th Percentile Speed: 37.4 MPH  
 85th Percentile Vehicles: 197945  
 Max Speed: 75 MPH on 12/08/2021 13:00:00  
 Total Vehicles: 232876  
 AADT: 4411

## Volumes - weekly counts

Time	5 Day	7 Day
Average Daily	4569	4379
AM Peak 11:00	404	405
PM Peak 04:00	424	403

## Speed

Speed Limit: 30  
 85th Percentile Speed: 37.4  
 Average Speed: 31.43

	Monday	Tuesday	Wednesday	Thursday	Friday	Saturday	Sunday
Count over limit	18463	18203	20201	21618	23256	20399	15859
% over limit	60.7	58.5	56.7	58.8	58.0	60.6	62.9
Avg Speeder	35.1	35.0	35.0	35.0	35.0	35.2	35.4

Day/Time Ending	85th pctl (MPH)	85th pctl cnts	Total Cnts	Max Speed	Avg Speeder	% Speeders
21/07/2021 01:00:00 AM	35.0	3	4	40	35.0	50.0%
21/07/2021 02:00:00 AM	55.0	2	2	55	52.5	50.0%
21/07/2021 03:00:00 AM	50.0	3	3	50	44.2	100.0%
21/07/2021 04:00:00 AM	47.5	3	4	50	43.8	100.0%
21/07/2021 05:00:00 AM	37.5	8	9	40	35.0	44.4%
21/07/2021 06:00:00 AM	43.8	23	27	55	39.6	63.0%
21/07/2021 07:00:00 AM	38.9	56	66	50	36.5	51.5%
21/07/2021 08:00:00 AM	33.8	147	173	45	34.5	30.6%
21/07/2021 09:00:00 AM	32.5	229	269	45	33.5	24.9%
21/07/2021 10:00:00 AM	33.6	252	296	45	34.0	32.1%
21/07/2021 11:00:00 AM	33.4	223	262	45	33.7	30.9%
21/07/2021 12:00:00 PM	33.2	252	297	45	33.8	29.3%
21/07/2021 01:00:00 PM	33.8	213	251	50	34.4	33.1%
21/07/2021 02:00:00 PM	34.5	210	247	50	34.3	41.7%
21/07/2021 03:00:00 PM	33.8	202	238	55	34.6	32.4%
21/07/2021 04:00:00 PM	34.0	258	303	50	34.6	32.3%
21/07/2021 05:00:00 PM	32.8	250	294	45	33.7	27.2%
21/07/2021 06:00:00 PM	34.3	200	235	50	34.7	36.6%
21/07/2021 07:00:00 PM	37.3	160	188	50	34.9	60.1%
21/07/2021 08:00:00 PM	38.9	121	142	65	36.5	62.7%
21/07/2021 09:00:00 PM	39.3	79	93	50	36.0	72.0%
21/07/2021 10:00:00 PM	41.0	59	69	55	37.3	71.0%
21/07/2021 11:00:00 PM	37.9	31	37	50	36.6	45.9%
22/07/2021 12:00:00 AM	40.0	17	20	55	37.1	65.0%
22/07/2021 01:00:00 AM	42.5	3	4	45	40.8	75.0%
22/07/2021 02:00:00 AM	45.0	1	1	45	42.5	100.0%
22/07/2021 03:00:00 AM	40.0	1	1	40	37.5	100.0%
22/07/2021 04:00:00 AM	45.0	2	2	45	37.5	100.0%
22/07/2021 05:00:00 AM	40.0	2	2	40	37.5	100.0%
22/07/2021 06:00:00 AM	42.5	14	17	50	37.9	82.4%
22/07/2021 07:00:00 AM	43.6	66	78	55	38.1	79.5%
22/07/2021 08:00:00 AM	38.6	166	195	55	35.7	68.7%
22/07/2021 09:00:00 AM	37.7	254	299	50	35.1	62.9%
22/07/2021 10:00:00 AM	37.4	334	393	50	34.7	66.7%
22/07/2021 11:00:00 AM	38.2	329	387	50	35.2	65.4%
22/07/2021 12:00:00 PM	36.9	323	380	45	34.8	57.9%
22/07/2021 01:00:00 PM	37.0	332	391	50	34.8	60.4%
22/07/2021 02:00:00 PM	36.2	322	379	45	34.3	59.4%
22/07/2021 03:00:00 PM	36.4	241	283	50	34.4	61.1%
22/07/2021 04:00:00 PM	35.3	334	393	50	34.2	53.9%
22/07/2021 05:00:00 PM	36.2	355	418	50	34.4	59.8%
22/07/2021 06:00:00 PM	37.9	312	367	50	35.2	61.9%
22/07/2021 07:00:00 PM	38.9	173	204	55	35.8	71.6%
22/07/2021 08:00:00 PM	38.5	121	142	50	35.6	60.6%
22/07/2021 09:00:00 PM	38.8	107	126	50	35.9	56.3%
22/07/2021 10:00:00 PM	38.6	67	79	45	35.8	62.0%
22/07/2021 11:00:00 PM	40.0	31	36	50	36.8	63.9%
23/07/2021 12:00:00 AM	41.2	14	17	45	38.4	64.7%
23/07/2021 01:00:00 AM	42.5	8	9	45	37.5	66.7%

23/07/2021 02:00:00 AM	0.0	0	0	0	0.0	0.0%
23/07/2021 03:00:00 AM	0.0	0	0	0	0.0	0.0%
23/07/2021 04:00:00 AM	55.0	1	1	55	52.5	100.0%
23/07/2021 05:00:00 AM	45.0	8	9	50	40.0	66.7%
23/07/2021 06:00:00 AM	40.0	20	24	60	37.8	75.0%
23/07/2021 07:00:00 AM	43.0	54	64	50	38.3	71.9%
23/07/2021 08:00:00 AM	38.5	135	159	50	35.7	64.8%
23/07/2021 09:00:00 AM	34.8	234	275	50	34.2	49.5%
23/07/2021 10:00:00 AM	36.5	297	349	50	34.6	57.9%
23/07/2021 11:00:00 AM	36.4	303	357	50	34.6	55.7%
23/07/2021 12:00:00 PM	36.3	365	429	50	34.9	49.7%
23/07/2021 01:00:00 PM	37.5	386	454	50	35.1	60.6%
23/07/2021 02:00:00 PM	36.6	404	475	50	34.6	58.9%
23/07/2021 03:00:00 PM	36.8	366	430	50	34.9	53.5%
23/07/2021 04:00:00 PM	35.0	442	520	55	34.3	49.4%
23/07/2021 05:00:00 PM	37.2	420	494	50	34.8	60.9%
23/07/2021 06:00:00 PM	37.6	360	423	55	35.1	61.9%
23/07/2021 07:00:00 PM	38.6	257	302	60	35.8	63.9%
23/07/2021 08:00:00 PM	38.9	163	192	55	35.9	66.1%
23/07/2021 09:00:00 PM	39.7	91	107	50	36.4	74.8%
23/07/2021 10:00:00 PM	39.7	73	86	50	36.3	69.8%
23/07/2021 11:00:00 PM	37.9	44	52	55	35.9	59.6%
24/07/2021 12:00:00 AM	42.5	21	25	60	39.6	56.0%
24/07/2021 01:00:00 AM	45.0	9	11	50	40.6	72.7%
24/07/2021 02:00:00 AM	45.0	5	6	50	40.5	83.3%
24/07/2021 03:00:00 AM	47.5	5	6	50	40.5	83.3%
24/07/2021 04:00:00 AM	45.0	2	2	45	37.5	100.0%
24/07/2021 05:00:00 AM	42.5	3	4	45	37.5	100.0%
24/07/2021 06:00:00 AM	38.3	15	18	55	37.5	55.6%
24/07/2021 07:00:00 AM	42.5	24	28	50	37.8	71.4%
24/07/2021 08:00:00 AM	40.0	76	90	55	36.3	85.6%
24/07/2021 09:00:00 AM	37.0	162	191	55	35.3	52.4%
24/07/2021 10:00:00 AM	38.0	251	295	50	35.2	66.1%
24/07/2021 11:00:00 AM	37.2	326	384	55	35.2	55.2%
24/07/2021 12:00:00 PM	35.6	358	421	50	34.7	46.1%
24/07/2021 01:00:00 PM	37.6	366	430	55	35.1	59.5%
24/07/2021 02:00:00 PM	38.4	337	397	55	35.9	57.2%
24/07/2021 03:00:00 PM	37.8	367	432	50	35.4	56.5%
24/07/2021 04:00:00 PM	37.7	377	443	55	35.2	63.0%
24/07/2021 05:00:00 PM	37.1	297	349	45	34.7	60.5%
24/07/2021 06:00:00 PM	36.9	275	324	55	35.0	57.1%
24/07/2021 07:00:00 PM	38.0	167	197	50	35.4	60.4%
24/07/2021 08:00:00 PM	35.4	96	113	50	34.8	44.2%
24/07/2021 09:00:00 PM	34.2	80	94	50	34.9	36.2%
24/07/2021 10:00:00 PM	39.2	53	62	50	36.5	54.8%
24/07/2021 11:00:00 PM	39.6	42	49	55	36.8	69.4%
25/07/2021 12:00:00 AM	41.0	22	26	45	37.8	57.7%
25/07/2021 01:00:00 AM	43.8	14	17	55	40.0	82.4%
25/07/2021 02:00:00 AM	43.3	5	6	45	37.5	100.0%
25/07/2021 03:00:00 AM	45.0	3	4	50	42.5	100.0%

25/07/2021 04:00:00 AM	40.0	8	9	45	34.6	77.8%
25/07/2021 05:00:00 AM	45.0	5	6	50	40.0	100.0%
25/07/2021 06:00:00 AM	40.0	8	9	50	38.8	44.4%
25/07/2021 07:00:00 AM	45.0	20	23	50	37.0	82.6%
25/07/2021 08:00:00 AM	42.9	42	49	55	38.4	65.3%
25/07/2021 09:00:00 AM	39.0	126	148	50	35.8	73.0%
25/07/2021 10:00:00 AM	39.8	206	242	55	36.4	71.1%
25/07/2021 11:00:00 AM	38.9	275	323	50	35.7	68.1%
25/07/2021 12:00:00 PM	37.7	321	378	50	35.1	63.5%
25/07/2021 01:00:00 PM	37.7	359	422	50	34.9	65.6%
25/07/2021 02:00:00 PM	37.3	348	410	55	35.0	60.5%
25/07/2021 03:00:00 PM	37.9	298	350	55	35.0	70.0%
25/07/2021 04:00:00 PM	37.3	264	310	55	34.7	67.7%
25/07/2021 05:00:00 PM	37.2	289	340	55	35.0	57.4%
25/07/2021 06:00:00 PM	38.2	178	210	50	35.3	66.2%
25/07/2021 07:00:00 PM	37.2	157	185	50	34.8	62.2%
25/07/2021 08:00:00 PM	41.2	85	100	55	36.9	71.0%
25/07/2021 09:00:00 PM	39.2	75	88	55	36.4	63.6%
25/07/2021 10:00:00 PM	38.1	66	78	60	35.6	64.1%
25/07/2021 11:00:00 PM	40.0	15	18	50	36.8	83.3%
26/07/2021 12:00:00 AM	38.3	10	12	55	36.9	66.7%
26/07/2021 01:00:00 AM	42.5	7	8	45	37.5	100.0%
26/07/2021 02:00:00 AM	42.5	3	4	45	39.2	75.0%
26/07/2021 03:00:00 AM	35.0	1	1	35	32.5	100.0%
26/07/2021 04:00:00 AM	50.0	3	3	50	40.0	66.7%
26/07/2021 05:00:00 AM	33.8	5	6	35	32.5	66.7%
26/07/2021 06:00:00 AM	45.0	16	19	50	39.2	78.9%
26/07/2021 07:00:00 AM	42.5	54	63	60	37.7	68.3%
26/07/2021 08:00:00 AM	38.2	153	180	50	35.6	59.4%
26/07/2021 09:00:00 AM	37.6	183	215	50	35.1	60.5%
26/07/2021 10:00:00 AM	37.7	273	321	55	35.0	65.1%
26/07/2021 11:00:00 AM	37.9	320	376	50	35.1	64.4%
26/07/2021 12:00:00 PM	37.1	337	397	50	34.7	63.5%
26/07/2021 01:00:00 PM	37.9	324	381	50	35.2	61.7%
26/07/2021 02:00:00 PM	36.1	340	400	50	34.4	56.8%
26/07/2021 03:00:00 PM	37.1	304	358	55	34.8	61.7%
26/07/2021 04:00:00 PM	37.2	280	330	50	34.7	63.3%
26/07/2021 05:00:00 PM	37.4	323	380	45	35.0	59.7%
26/07/2021 06:00:00 PM	36.7	278	327	45	34.6	59.3%
26/07/2021 07:00:00 PM	38.1	183	215	55	35.2	67.4%
26/07/2021 08:00:00 PM	39.5	133	156	55	36.4	65.4%
26/07/2021 09:00:00 PM	37.8	75	88	50	34.8	71.6%
26/07/2021 10:00:00 PM	40.8	41	48	55	35.5	77.1%
26/07/2021 11:00:00 PM	45.0	26	31	55	38.6	58.1%
27/07/2021 12:00:00 AM	42.5	9	11	45	38.0	100.0%
27/07/2021 01:00:00 AM	35.0	3	4	40	33.8	100.0%
27/07/2021 02:00:00 AM	0.0	0	0	0	0.0	0.0%
27/07/2021 03:00:00 AM	0.0	0	0	0	0.0	0.0%
27/07/2021 04:00:00 AM	37.5	3	4	40	35.8	75.0%
27/07/2021 05:00:00 AM	40.0	4	5	45	36.3	80.0%

27/07/2021 06:00:00 AM	45.0	8	9	60	38.8	88.9%
27/07/2021 07:00:00 AM	41.2	60	70	60	37.2	80.0%
27/07/2021 08:00:00 AM	39.1	150	176	60	35.9	65.9%
27/07/2021 09:00:00 AM	37.7	216	254	50	34.9	65.0%
27/07/2021 10:00:00 AM	38.2	320	376	55	35.5	62.0%
27/07/2021 11:00:00 AM	37.4	317	373	45	34.7	67.3%
27/07/2021 12:00:00 PM	37.1	326	384	50	34.7	60.9%
27/07/2021 01:00:00 PM	36.9	312	367	50	34.9	55.6%
27/07/2021 02:00:00 PM	36.8	296	348	55	34.8	57.8%
27/07/2021 03:00:00 PM	36.1	282	332	50	34.3	59.6%
27/07/2021 04:00:00 PM	37.1	311	366	50	34.7	62.8%
27/07/2021 05:00:00 PM	36.2	298	351	55	34.7	55.0%
27/07/2021 06:00:00 PM	36.9	279	328	55	35.0	56.1%
27/07/2021 07:00:00 PM	37.8	178	209	60	35.2	61.2%
27/07/2021 08:00:00 PM	38.9	97	114	50	36.1	61.4%
27/07/2021 09:00:00 PM	36.9	61	72	50	35.1	54.2%
27/07/2021 10:00:00 PM	39.0	52	61	50	36.1	63.9%
27/07/2021 11:00:00 PM	38.3	17	20	45	35.4	70.0%
28/07/2021 12:00:00 AM	40.0	12	14	55	37.1	85.7%
28/07/2021 01:00:00 AM	45.0	4	5	55	40.5	100.0%
28/07/2021 02:00:00 AM	30.0	1	1	30	0.0	0.0%
28/07/2021 03:00:00 AM	35.0	1	1	35	32.5	100.0%
28/07/2021 04:00:00 AM	30.0	1	1	30	0.0	0.0%
28/07/2021 05:00:00 AM	38.3	7	8	40	35.0	75.0%
28/07/2021 06:00:00 AM	42.5	14	17	50	37.8	94.1%
28/07/2021 07:00:00 AM	42.9	59	69	65	37.8	84.1%
28/07/2021 08:00:00 AM	37.2	150	176	50	35.1	57.4%
28/07/2021 09:00:00 AM	37.9	230	271	50	35.4	57.9%
28/07/2021 10:00:00 AM	37.3	314	370	50	34.9	62.4%
28/07/2021 11:00:00 AM	37.5	297	349	55	35.0	63.6%
28/07/2021 12:00:00 PM	37.4	320	377	50	34.8	63.7%
28/07/2021 01:00:00 PM	35.5	344	405	50	34.2	59.0%
28/07/2021 02:00:00 PM	37.2	314	370	50	34.9	59.5%
28/07/2021 03:00:00 PM	36.3	288	339	45	34.7	52.8%
28/07/2021 04:00:00 PM	35.5	313	368	45	34.3	53.5%
28/07/2021 05:00:00 PM	35.9	381	448	50	34.5	54.7%
28/07/2021 06:00:00 PM	37.0	315	371	50	34.8	61.2%
28/07/2021 07:00:00 PM	38.9	178	210	50	35.9	68.6%
28/07/2021 08:00:00 PM	38.6	100	118	50	35.7	61.9%
28/07/2021 09:00:00 PM	38.8	90	106	50	35.8	62.3%
28/07/2021 10:00:00 PM	39.7	57	67	50	36.1	71.6%
28/07/2021 11:00:00 PM	39.0	31	37	50	36.2	73.0%
29/07/2021 12:00:00 AM	38.8	9	11	60	38.9	63.6%
29/07/2021 01:00:00 AM	45.0	3	4	55	42.5	100.0%
29/07/2021 02:00:00 AM	40.0	1	1	40	37.5	100.0%
29/07/2021 03:00:00 AM	40.0	2	2	40	37.5	100.0%
29/07/2021 04:00:00 AM	0.0	0	0	0	0.0	0.0%
29/07/2021 05:00:00 AM	38.8	4	5	40	36.5	100.0%
29/07/2021 06:00:00 AM	43.3	14	17	55	39.2	70.6%
29/07/2021 07:00:00 AM	44.2	63	74	55	38.3	86.5%

29/07/2021 08:00:00 AM	38.4	157	185	50	35.7	63.2%
29/07/2021 09:00:00 AM	36.8	228	268	45	34.8	54.9%
29/07/2021 10:00:00 AM	38.1	314	370	50	35.2	67.8%
29/07/2021 11:00:00 AM	37.4	320	377	50	35.1	58.1%
29/07/2021 12:00:00 PM	37.9	330	388	55	35.3	61.3%
29/07/2021 01:00:00 PM	36.3	320	377	50	34.6	55.4%
29/07/2021 02:00:00 PM	37.1	292	344	55	34.8	62.8%
29/07/2021 03:00:00 PM	34.9	292	344	50	33.9	57.6%
29/07/2021 04:00:00 PM	35.0	348	409	55	34.4	49.6%
29/07/2021 05:00:00 PM	37.1	341	401	55	34.8	59.6%
29/07/2021 06:00:00 PM	37.5	329	387	55	35.1	60.5%
29/07/2021 07:00:00 PM	39.3	166	195	50	36.3	67.7%
29/07/2021 08:00:00 PM	39.5	128	150	55	36.3	66.0%
29/07/2021 09:00:00 PM	39.8	76	90	50	36.6	70.0%
29/07/2021 10:00:00 PM	38.2	87	102	50	35.6	60.8%
29/07/2021 11:00:00 PM	39.4	22	26	45	35.9	84.6%
30/07/2021 12:00:00 AM	43.3	16	19	55	39.1	84.2%
30/07/2021 01:00:00 AM	42.5	6	7	45	39.2	85.7%
30/07/2021 02:00:00 AM	45.0	2	2	45	37.5	100.0%
30/07/2021 03:00:00 AM	55.0	2	2	55	42.5	100.0%
30/07/2021 04:00:00 AM	50.0	1	1	50	47.5	100.0%
30/07/2021 05:00:00 AM	40.0	8	9	45	35.8	66.7%
30/07/2021 06:00:00 AM	42.5	15	18	55	38.2	83.3%
30/07/2021 07:00:00 AM	44.0	61	72	60	38.7	69.4%
30/07/2021 08:00:00 AM	38.1	121	142	50	35.5	58.5%
30/07/2021 09:00:00 AM	37.3	208	245	50	35.0	58.8%
30/07/2021 10:00:00 AM	35.4	252	296	50	34.4	48.6%
30/07/2021 11:00:00 AM	36.8	325	382	50	34.7	57.9%
30/07/2021 12:00:00 PM	37.3	310	365	50	34.9	62.5%
30/07/2021 01:00:00 PM	35.7	323	380	45	34.4	50.8%
30/07/2021 02:00:00 PM	34.6	364	428	50	34.0	48.4%
30/07/2021 03:00:00 PM	35.7	395	465	55	34.6	51.2%
30/07/2021 04:00:00 PM	35.8	364	428	45	34.1	61.2%
30/07/2021 05:00:00 PM	36.5	371	436	50	34.5	59.2%
30/07/2021 06:00:00 PM	33.0	333	392	50	34.1	28.1%
30/07/2021 07:00:00 PM	37.9	187	220	50	35.7	53.6%
30/07/2021 08:00:00 PM	41.8	131	154	60	37.2	68.8%
30/07/2021 09:00:00 PM	39.3	65	76	50	36.3	65.8%
30/07/2021 10:00:00 PM	36.8	56	66	45	34.9	54.5%
30/07/2021 11:00:00 PM	39.5	34	40	50	36.9	65.0%
31/07/2021 12:00:00 AM	38.6	17	20	45	36.3	60.0%
31/07/2021 01:00:00 AM	40.0	5	6	50	37.5	100.0%
31/07/2021 02:00:00 AM	40.0	2	2	40	35.0	100.0%
31/07/2021 03:00:00 AM	45.0	1	1	45	42.5	100.0%
31/07/2021 04:00:00 AM	35.0	1	1	35	32.5	100.0%
31/07/2021 05:00:00 AM	40.0	3	3	40	35.0	66.7%
31/07/2021 06:00:00 AM	43.3	10	12	50	37.5	91.7%
31/07/2021 07:00:00 AM	39.6	35	41	55	36.9	75.6%
31/07/2021 08:00:00 AM	39.5	48	57	45	35.8	68.4%
31/07/2021 09:00:00 AM	38.7	139	163	55	35.9	63.2%

31/07/2021 10:00:00 AM	39.5	238	280	50	36.4	68.2%
31/07/2021 11:00:00 AM	37.7	314	370	50	35.3	58.6%
31/07/2021 12:00:00 PM	37.9	354	417	55	35.3	62.1%
31/07/2021 01:00:00 PM	36.9	369	434	50	34.7	60.4%
31/07/2021 02:00:00 PM	36.9	335	394	55	34.8	59.6%
31/07/2021 03:00:00 PM	37.4	347	408	50	34.9	61.5%
31/07/2021 04:00:00 PM	37.2	328	386	50	35.0	57.0%
31/07/2021 05:00:00 PM	37.1	302	355	50	34.9	57.2%
31/07/2021 06:00:00 PM	37.9	203	239	50	35.0	65.7%
31/07/2021 07:00:00 PM	38.7	110	130	50	36.0	68.5%
31/07/2021 08:00:00 PM	39.7	83	98	50	35.9	73.5%
31/07/2021 09:00:00 PM	39.2	71	83	50	35.6	68.7%
31/07/2021 10:00:00 PM	38.6	43	51	60	36.6	64.7%
31/07/2021 11:00:00 PM	38.9	27	32	50	36.3	65.6%
01/08/2021 12:00:00 AM	40.0	20	24	45	36.7	79.2%
01/08/2021 01:00:00 AM	40.0	11	13	55	40.0	46.2%
01/08/2021 02:00:00 AM	50.0	4	5	55	40.5	100.0%
01/08/2021 03:00:00 AM	30.0	1	1	30	0.0	0.0%
01/08/2021 04:00:00 AM	45.0	3	3	45	40.0	66.7%
01/08/2021 05:00:00 AM	45.0	4	5	60	45.0	80.0%
01/08/2021 06:00:00 AM	40.0	8	10	55	39.2	60.0%
01/08/2021 07:00:00 AM	41.2	19	22	45	36.4	86.4%
01/08/2021 08:00:00 AM	42.3	65	77	50	37.8	66.2%
01/08/2021 09:00:00 AM	38.7	94	111	55	36.0	65.8%
01/08/2021 10:00:00 AM	38.8	202	238	50	35.7	67.6%
01/08/2021 11:00:00 AM	39.1	261	307	55	36.0	65.8%
01/08/2021 12:00:00 PM	38.4	280	330	55	35.7	63.3%
01/08/2021 01:00:00 PM	37.7	338	398	55	35.3	61.6%
01/08/2021 02:00:00 PM	37.5	294	346	50	34.9	64.2%
01/08/2021 03:00:00 PM	38.0	287	338	50	35.3	60.9%
01/08/2021 04:00:00 PM	36.7	280	330	50	34.6	60.0%
01/08/2021 05:00:00 PM	37.7	292	344	55	35.0	65.4%
01/08/2021 06:00:00 PM	38.4	216	254	55	35.5	65.4%
01/08/2021 07:00:00 PM	38.8	110	129	50	35.6	75.2%
01/08/2021 08:00:00 PM	39.2	99	117	50	36.3	65.8%
01/08/2021 09:00:00 PM	39.2	60	70	55	36.5	68.6%
01/08/2021 10:00:00 PM	40.0	33	39	50	36.6	74.4%
01/08/2021 11:00:00 PM	41.7	22	26	50	37.2	69.2%
02/08/2021 12:00:00 AM	42.5	11	13	55	37.1	92.3%
02/08/2021 01:00:00 AM	45.0	3	4	50	40.0	100.0%
02/08/2021 02:00:00 AM	50.0	1	1	50	47.5	100.0%
02/08/2021 03:00:00 AM	40.0	2	2	40	35.0	100.0%
02/08/2021 04:00:00 AM	35.0	1	1	35	32.5	100.0%
02/08/2021 05:00:00 AM	37.5	5	6	40	34.5	83.3%
02/08/2021 06:00:00 AM	42.5	29	34	55	38.6	67.6%
02/08/2021 07:00:00 AM	40.6	58	68	50	37.4	70.6%
02/08/2021 08:00:00 AM	37.9	131	154	50	35.0	67.5%
02/08/2021 09:00:00 AM	36.9	194	228	50	34.9	57.0%
02/08/2021 10:00:00 AM	37.3	266	313	50	35.1	57.5%
02/08/2021 11:00:00 AM	37.4	339	399	50	35.0	60.4%

02/08/2021 12:00:00 PM	38.2	347	408	50	35.4	64.5%
02/08/2021 01:00:00 PM	36.1	369	434	50	34.3	61.1%
02/08/2021 02:00:00 PM	36.7	321	378	50	34.8	55.8%
02/08/2021 03:00:00 PM	37.6	364	428	50	35.2	58.9%
02/08/2021 04:00:00 PM	36.9	337	397	50	34.8	58.4%
02/08/2021 05:00:00 PM	37.2	362	426	50	34.8	59.9%
02/08/2021 06:00:00 PM	37.5	297	349	55	35.3	55.0%
02/08/2021 07:00:00 PM	39.0	167	196	55	36.1	67.9%
02/08/2021 08:00:00 PM	39.4	111	131	55	36.5	64.1%
02/08/2021 09:00:00 PM	37.5	71	83	55	35.0	66.3%
02/08/2021 10:00:00 PM	40.0	45	53	55	36.7	60.4%
02/08/2021 11:00:00 PM	39.3	24	28	55	36.9	64.3%
03/08/2021 12:00:00 AM	42.5	6	7	45	38.3	85.7%
03/08/2021 01:00:00 AM	55.0	3	3	55	42.5	100.0%
03/08/2021 02:00:00 AM	35.0	2	2	35	32.5	50.0%
03/08/2021 03:00:00 AM	35.0	3	3	35	32.5	66.7%
03/08/2021 04:00:00 AM	55.0	1	1	55	52.5	100.0%
03/08/2021 05:00:00 AM	37.5	3	4	40	35.8	75.0%
03/08/2021 06:00:00 AM	39.4	12	14	55	37.5	85.7%
03/08/2021 07:00:00 AM	44.1	65	76	55	39.0	75.0%
03/08/2021 08:00:00 AM	38.3	140	165	50	35.3	65.5%
03/08/2021 09:00:00 AM	37.9	200	235	50	35.1	63.0%
03/08/2021 10:00:00 AM	38.7	340	400	50	35.6	67.3%
03/08/2021 11:00:00 AM	37.9	395	465	50	35.1	67.7%
03/08/2021 12:00:00 PM	37.9	359	422	50	35.2	63.5%
03/08/2021 01:00:00 PM	36.9	390	459	45	34.9	54.0%
03/08/2021 02:00:00 PM	36.5	316	372	50	34.7	57.8%
03/08/2021 03:00:00 PM	35.8	294	346	45	34.2	59.8%
03/08/2021 04:00:00 PM	35.2	327	385	50	34.3	52.2%
03/08/2021 05:00:00 PM	35.9	320	376	50	34.5	50.0%
03/08/2021 06:00:00 PM	37.0	289	340	50	35.0	57.1%
03/08/2021 07:00:00 PM	37.6	208	245	50	35.1	62.9%
03/08/2021 08:00:00 PM	38.4	135	159	50	35.9	59.1%
03/08/2021 09:00:00 PM	38.5	102	120	50	35.6	60.0%
03/08/2021 10:00:00 PM	37.9	48	57	55	36.0	57.9%
03/08/2021 11:00:00 PM	34.6	20	24	55	34.6	70.8%
04/08/2021 12:00:00 AM	42.5	14	16	55	37.1	75.0%
04/08/2021 01:00:00 AM	40.0	3	4	45	40.0	50.0%
04/08/2021 02:00:00 AM	0.0	0	0	0	0.0	0.0%
04/08/2021 03:00:00 AM	40.0	2	2	40	37.5	100.0%
04/08/2021 04:00:00 AM	45.0	2	2	45	42.5	50.0%
04/08/2021 05:00:00 AM	45.0	3	4	55	42.5	75.0%
04/08/2021 06:00:00 AM	42.0	20	23	45	36.3	91.3%
04/08/2021 07:00:00 AM	42.9	61	72	50	38.2	83.3%
04/08/2021 08:00:00 AM	40.3	131	154	55	36.2	68.2%
04/08/2021 09:00:00 AM	37.3	187	220	50	35.0	58.6%
04/08/2021 10:00:00 AM	37.3	329	387	55	34.9	61.5%
04/08/2021 11:00:00 AM	37.9	356	419	45	35.0	65.2%
04/08/2021 12:00:00 PM	37.3	304	358	50	34.9	61.7%
04/08/2021 01:00:00 PM	36.1	351	413	50	34.6	56.9%



04/08/2021 02:00:00 PM	37.6	313	368	55	35.1	62.8%
04/08/2021 03:00:00 PM	36.9	314	369	50	34.9	55.0%
04/08/2021 04:00:00 PM	35.8	365	429	45	34.2	55.7%
04/08/2021 05:00:00 PM	36.8	311	366	45	34.7	57.9%
04/08/2021 06:00:00 PM	37.6	280	330	50	35.6	52.4%
04/08/2021 07:00:00 PM	38.9	169	199	50	35.9	64.8%
04/08/2021 08:00:00 PM	39.6	107	126	55	35.7	76.2%
04/08/2021 09:00:00 PM	38.8	82	96	50	36.1	54.2%
04/08/2021 10:00:00 PM	39.6	65	76	45	35.8	64.5%
04/08/2021 11:00:00 PM	41.0	35	41	50	37.3	61.0%
05/08/2021 12:00:00 AM	42.5	9	11	50	41.5	45.5%
05/08/2021 01:00:00 AM	45.0	3	4	50	38.8	100.0%
05/08/2021 02:00:00 AM	30.0	3	4	35	32.5	25.0%
05/08/2021 03:00:00 AM	40.0	2	2	40	35.0	100.0%
05/08/2021 04:00:00 AM	0.0	0	0	0	0.0	0.0%
05/08/2021 05:00:00 AM	40.0	3	3	40	34.2	100.0%
05/08/2021 06:00:00 AM	40.0	17	20	45	37.5	65.0%
05/08/2021 07:00:00 AM	42.8	65	77	55	38.0	74.0%
05/08/2021 08:00:00 AM	39.7	119	140	55	36.6	67.1%
05/08/2021 09:00:00 AM	38.3	199	234	50	35.4	65.8%
05/08/2021 10:00:00 AM	36.1	282	332	50	35.0	49.4%
05/08/2021 11:00:00 AM	34.7	320	377	50	34.2	43.0%
05/08/2021 12:00:00 PM	37.3	343	404	55	35.1	55.2%
05/08/2021 01:00:00 PM	36.8	339	399	50	34.9	55.4%
05/08/2021 02:00:00 PM	36.1	339	399	45	34.4	56.9%
05/08/2021 03:00:00 PM	37.0	283	333	45	34.8	57.4%
05/08/2021 04:00:00 PM	34.7	399	469	45	34.1	46.1%
05/08/2021 05:00:00 PM	36.0	386	454	55	34.6	52.4%
05/08/2021 06:00:00 PM	37.3	303	357	50	34.9	61.1%
05/08/2021 07:00:00 PM	38.8	173	204	55	36.3	61.3%
05/08/2021 08:00:00 PM	38.7	133	156	50	35.8	62.2%
05/08/2021 09:00:00 PM	37.9	94	110	55	35.0	67.3%
05/08/2021 10:00:00 PM	38.8	50	59	60	36.6	57.6%
05/08/2021 11:00:00 PM	40.0	20	24	50	36.5	87.5%
06/08/2021 12:00:00 AM	35.0	11	13	55	35.3	69.2%
06/08/2021 01:00:00 AM	45.0	3	3	45	39.2	100.0%
06/08/2021 02:00:00 AM	0.0	0	0	0	0.0	0.0%
06/08/2021 03:00:00 AM	35.0	2	2	35	32.5	50.0%
06/08/2021 04:00:00 AM	45.0	2	2	45	42.5	50.0%
06/08/2021 05:00:00 AM	33.8	4	5	35	32.5	80.0%
06/08/2021 06:00:00 AM	35.0	14	17	40	33.7	76.5%
06/08/2021 07:00:00 AM	42.5	59	69	55	38.5	59.4%
06/08/2021 08:00:00 AM	38.0	133	157	50	35.6	59.9%
06/08/2021 09:00:00 AM	37.4	206	242	50	35.1	58.7%
06/08/2021 10:00:00 AM	37.7	286	336	55	35.0	63.4%
06/08/2021 11:00:00 AM	36.9	337	397	50	34.7	59.4%
06/08/2021 12:00:00 PM	36.4	318	374	50	34.6	57.2%
06/08/2021 01:00:00 PM	35.2	329	387	50	34.3	51.9%
06/08/2021 02:00:00 PM	36.3	347	408	55	34.5	58.3%
06/08/2021 03:00:00 PM	37.4	323	380	50	34.9	61.6%

06/08/2021 04:00:00 PM	37.5	321	378	45	35.2	57.1%
06/08/2021 05:00:00 PM	37.6	324	381	50	35.0	63.0%
06/08/2021 06:00:00 PM	37.4	350	412	50	35.0	60.0%
06/08/2021 07:00:00 PM	39.3	203	239	60	36.1	74.5%
06/08/2021 08:00:00 PM	39.6	143	168	50	36.7	70.2%
06/08/2021 09:00:00 PM	40.6	72	85	55	37.2	76.5%
06/08/2021 10:00:00 PM	39.6	47	55	55	36.6	70.9%
06/08/2021 11:00:00 PM	40.0	31	37	60	36.6	78.4%
07/08/2021 12:00:00 AM	40.0	26	31	45	36.6	71.0%
07/08/2021 01:00:00 AM	45.0	13	15	55	37.9	86.7%
07/08/2021 02:00:00 AM	40.0	3	4	45	36.3	100.0%
07/08/2021 03:00:00 AM	50.0	2	2	50	40.0	100.0%
07/08/2021 04:00:00 AM	40.0	3	4	55	40.8	75.0%
07/08/2021 05:00:00 AM	40.0	3	4	45	36.3	100.0%
07/08/2021 06:00:00 AM	42.5	9	11	60	39.0	90.9%
07/08/2021 07:00:00 AM	38.5	32	38	50	36.1	65.8%
07/08/2021 08:00:00 AM	40.0	58	68	50	36.0	70.6%
07/08/2021 09:00:00 AM	39.0	152	179	50	36.0	60.9%
07/08/2021 10:00:00 AM	38.0	296	348	55	35.6	54.9%
07/08/2021 11:00:00 AM	38.3	326	384	50	35.5	64.3%
07/08/2021 12:00:00 PM	36.5	385	453	55	34.7	59.8%
07/08/2021 01:00:00 PM	37.5	388	457	50	35.0	60.0%
07/08/2021 02:00:00 PM	36.9	388	457	60	34.7	60.8%
07/08/2021 03:00:00 PM	37.7	331	389	50	35.0	63.0%
07/08/2021 04:00:00 PM	37.7	312	367	50	35.1	61.6%
07/08/2021 05:00:00 PM	37.6	309	363	50	34.9	62.5%
07/08/2021 06:00:00 PM	37.9	222	261	55	35.1	67.4%
07/08/2021 07:00:00 PM	39.5	138	162	55	36.4	67.3%
07/08/2021 08:00:00 PM	38.8	101	119	50	35.6	73.1%
07/08/2021 09:00:00 PM	39.4	61	72	50	36.2	70.8%
07/08/2021 10:00:00 PM	38.9	37	44	50	36.1	63.6%
07/08/2021 11:00:00 PM	39.2	44	52	50	35.9	73.1%
08/08/2021 12:00:00 AM	41.7	10	12	45	36.4	75.0%
08/08/2021 01:00:00 AM	40.0	4	5	45	38.8	80.0%
08/08/2021 02:00:00 AM	42.5	4	5	45	38.5	100.0%
08/08/2021 03:00:00 AM	40.0	3	3	40	37.5	33.3%
08/08/2021 04:00:00 AM	50.0	3	3	50	44.2	100.0%
08/08/2021 05:00:00 AM	40.0	2	2	40	35.0	100.0%
08/08/2021 06:00:00 AM	45.0	3	3	45	40.0	66.7%
08/08/2021 07:00:00 AM	40.0	24	28	65	38.9	64.3%
08/08/2021 08:00:00 AM	41.4	42	49	50	36.4	65.3%
08/08/2021 09:00:00 AM	38.4	94	111	55	36.2	55.0%
08/08/2021 10:00:00 AM	38.4	204	240	50	35.7	62.1%
08/08/2021 11:00:00 AM	39.3	238	280	50	35.9	70.0%
08/08/2021 12:00:00 PM	38.7	283	333	60	35.6	69.4%
08/08/2021 01:00:00 PM	37.8	304	358	50	35.0	67.6%
08/08/2021 02:00:00 PM	37.6	297	349	50	35.1	59.9%
08/08/2021 03:00:00 PM	37.2	254	299	55	35.2	57.5%
08/08/2021 04:00:00 PM	38.0	264	311	50	34.9	72.7%
08/08/2021 05:00:00 PM	37.2	262	308	55	34.8	63.6%

08/08/2021 06:00:00 PM	38.0	191	225	45	35.4	58.2%
08/08/2021 07:00:00 PM	38.5	130	153	55	35.3	71.2%
08/08/2021 08:00:00 PM	39.8	94	110	60	36.5	66.4%
08/08/2021 09:00:00 PM	38.8	55	65	50	36.8	56.9%
08/08/2021 10:00:00 PM	39.0	28	33	50	36.0	72.7%
08/08/2021 11:00:00 PM	43.8	20	23	50	39.6	60.9%
09/08/2021 12:00:00 AM	35.0	5	6	40	34.2	50.0%
09/08/2021 01:00:00 AM	40.0	7	8	45	35.4	87.5%
09/08/2021 02:00:00 AM	50.0	1	1	50	47.5	100.0%
09/08/2021 03:00:00 AM	40.0	2	2	40	37.5	100.0%
09/08/2021 04:00:00 AM	50.0	2	2	50	42.5	100.0%
09/08/2021 05:00:00 AM	40.0	8	9	45	35.8	66.7%
09/08/2021 06:00:00 AM	38.8	15	18	45	35.8	66.7%
09/08/2021 07:00:00 AM	44.5	54	63	60	38.3	85.7%
09/08/2021 08:00:00 AM	39.0	122	144	55	36.1	65.3%
09/08/2021 09:00:00 AM	36.1	200	235	55	35.0	53.2%
09/08/2021 10:00:00 AM	37.5	287	338	50	34.9	63.9%
09/08/2021 11:00:00 AM	37.8	314	369	60	35.1	64.5%
09/08/2021 12:00:00 PM	37.5	367	432	50	35.0	62.0%
09/08/2021 01:00:00 PM	37.7	344	405	50	35.1	62.7%
09/08/2021 02:00:00 PM	37.0	350	412	55	34.7	61.2%
09/08/2021 03:00:00 PM	37.2	348	409	50	34.8	60.4%
09/08/2021 04:00:00 PM	36.8	317	373	50	34.7	61.4%
09/08/2021 05:00:00 PM	36.8	366	431	55	34.7	60.1%
09/08/2021 06:00:00 PM	37.2	284	334	50	34.7	62.6%
09/08/2021 07:00:00 PM	39.1	151	178	55	35.9	62.4%
09/08/2021 08:00:00 PM	38.6	120	141	50	35.7	67.4%
09/08/2021 09:00:00 PM	39.7	59	69	50	36.9	68.1%
09/08/2021 10:00:00 PM	42.1	56	66	50	37.3	72.7%
09/08/2021 11:00:00 PM	41.9	30	35	45	36.8	62.9%
10/08/2021 12:00:00 AM	38.8	8	9	40	35.0	88.9%
10/08/2021 01:00:00 AM	50.0	4	5	55	43.8	80.0%
10/08/2021 02:00:00 AM	35.0	1	1	35	32.5	100.0%
10/08/2021 03:00:00 AM	40.0	3	3	40	35.0	66.7%
10/08/2021 04:00:00 AM	0.0	0	0	0	0.0	0.0%
10/08/2021 05:00:00 AM	35.0	3	4	40	33.8	100.0%
10/08/2021 06:00:00 AM	40.0	13	15	50	36.5	66.7%
10/08/2021 07:00:00 AM	42.7	63	74	55	37.4	81.1%
10/08/2021 08:00:00 AM	37.9	139	164	55	35.7	57.3%
10/08/2021 09:00:00 AM	37.0	189	222	50	34.9	55.4%
10/08/2021 10:00:00 AM	36.0	348	410	50	34.5	51.2%
10/08/2021 11:00:00 AM	36.7	371	436	50	34.6	58.3%
10/08/2021 12:00:00 PM	38.4	348	409	50	35.4	66.0%
10/08/2021 01:00:00 PM	37.1	395	465	50	34.7	63.0%
10/08/2021 02:00:00 PM	36.5	322	379	50	34.4	62.0%
10/08/2021 03:00:00 PM	36.2	309	364	50	34.5	57.4%
10/08/2021 04:00:00 PM	34.5	337	397	45	33.8	47.9%
10/08/2021 05:00:00 PM	35.2	310	365	45	34.1	54.0%
10/08/2021 06:00:00 PM	35.9	301	354	50	34.6	52.5%
10/08/2021 07:00:00 PM	37.1	178	209	50	35.0	54.5%

10/08/2021 08:00:00 PM	38.4	127	149	55	36.0	57.7%
10/08/2021 09:00:00 PM	37.5	87	102	65	35.3	62.7%
10/08/2021 10:00:00 PM	39.4	64	75	50	35.9	70.7%
10/08/2021 11:00:00 PM	44.0	23	27	60	39.1	70.4%
11/08/2021 12:00:00 AM	37.9	18	21	40	34.6	81.0%
11/08/2021 01:00:00 AM	34.0	10	12	50	35.0	50.0%
11/08/2021 02:00:00 AM	37.5	4	5	40	35.8	60.0%
11/08/2021 03:00:00 AM	30.0	3	4	40	37.5	25.0%
11/08/2021 04:00:00 AM	35.0	1	1	35	32.5	100.0%
11/08/2021 05:00:00 AM	33.8	7	8	35	32.5	50.0%
11/08/2021 06:00:00 AM	45.0	13	15	50	38.6	93.3%
11/08/2021 07:00:00 AM	44.6	60	71	55	38.5	83.1%
11/08/2021 08:00:00 AM	41.0	144	169	55	36.6	71.0%
11/08/2021 09:00:00 AM	36.8	216	254	50	34.7	57.1%
11/08/2021 10:00:00 AM	37.3	316	372	45	34.6	65.9%
11/08/2021 11:00:00 AM	37.4	431	507	50	35.0	59.0%
11/08/2021 12:00:00 PM	37.1	435	512	45	34.8	58.6%
11/08/2021 01:00:00 PM	36.5	373	439	50	34.7	53.3%
11/08/2021 02:00:00 PM	36.2	317	373	50	34.4	56.6%
11/08/2021 03:00:00 PM	36.2	323	380	45	34.4	58.7%
11/08/2021 04:00:00 PM	36.1	394	463	50	34.5	54.9%
11/08/2021 05:00:00 PM	34.8	390	459	45	34.2	47.7%
11/08/2021 06:00:00 PM	36.3	326	384	60	34.7	53.4%
11/08/2021 07:00:00 PM	36.7	196	230	55	35.0	53.5%
11/08/2021 08:00:00 PM	38.3	126	148	50	35.5	64.2%
11/08/2021 09:00:00 PM	38.2	100	118	50	35.3	67.8%
11/08/2021 10:00:00 PM	37.9	71	83	50	35.6	54.2%
11/08/2021 11:00:00 PM	39.4	30	35	50	36.3	68.6%
12/08/2021 12:00:00 AM	40.0	11	13	55	36.5	76.9%
12/08/2021 01:00:00 AM	42.5	5	6	45	38.5	83.3%
12/08/2021 02:00:00 AM	50.0	2	2	50	40.0	100.0%
12/08/2021 03:00:00 AM	40.0	3	3	40	35.0	66.7%
12/08/2021 04:00:00 AM	0.0	0	0	0	0.0	0.0%
12/08/2021 05:00:00 AM	35.0	4	5	40	33.8	80.0%
12/08/2021 06:00:00 AM	37.5	9	11	50	35.6	72.7%
12/08/2021 07:00:00 AM	42.9	62	73	55	37.9	79.5%
12/08/2021 08:00:00 AM	38.6	136	160	50	35.7	65.6%
12/08/2021 09:00:00 AM	36.6	249	293	50	34.8	53.9%
12/08/2021 10:00:00 AM	37.1	364	428	50	34.9	58.6%
12/08/2021 11:00:00 AM	37.4	410	482	50	34.9	62.0%
12/08/2021 12:00:00 PM	36.8	428	504	50	34.6	59.9%
12/08/2021 01:00:00 PM	36.6	398	468	75	34.5	62.4%
12/08/2021 02:00:00 PM	36.9	354	416	50	34.5	63.7%
12/08/2021 03:00:00 PM	35.7	339	399	50	34.3	59.1%
12/08/2021 04:00:00 PM	36.0	377	443	50	34.4	54.6%
12/08/2021 05:00:00 PM	36.3	417	491	60	34.5	58.5%
12/08/2021 06:00:00 PM	37.4	310	365	50	35.1	60.0%
12/08/2021 07:00:00 PM	38.4	222	261	45	35.4	62.5%
12/08/2021 08:00:00 PM	38.8	153	180	50	35.4	72.2%
12/08/2021 09:00:00 PM	39.7	97	114	55	35.8	71.1%

12/08/2021 10:00:00 PM	38.1	70	82	50	36.0	56.1%
12/08/2021 11:00:00 PM	38.8	34	40	45	35.3	80.0%
13/08/2021 12:00:00 AM	45.0	18	21	55	38.2	66.7%
13/08/2021 01:00:00 AM	47.5	5	6	50	40.0	100.0%
13/08/2021 02:00:00 AM	0.0	0	0	0	0.0	0.0%
13/08/2021 03:00:00 AM	40.0	1	1	40	37.5	100.0%
13/08/2021 04:00:00 AM	35.0	1	1	35	32.5	100.0%
13/08/2021 05:00:00 AM	42.5	8	9	45	36.1	77.8%
13/08/2021 06:00:00 AM	45.0	14	16	55	37.9	75.0%
13/08/2021 07:00:00 AM	44.4	58	68	55	38.3	77.9%
13/08/2021 08:00:00 AM	38.6	132	155	50	35.7	61.9%
13/08/2021 09:00:00 AM	37.4	208	245	50	35.2	56.3%
13/08/2021 10:00:00 AM	37.6	303	356	50	35.0	62.4%
13/08/2021 11:00:00 AM	34.9	383	451	55	34.3	50.8%
13/08/2021 12:00:00 PM	36.9	368	433	55	34.7	60.0%
13/08/2021 01:00:00 PM	37.5	397	467	50	35.0	62.1%
13/08/2021 02:00:00 PM	37.6	357	420	50	35.0	64.8%
13/08/2021 03:00:00 PM	37.2	390	459	55	34.8	61.7%
13/08/2021 04:00:00 PM	37.3	426	501	50	34.7	65.9%
13/08/2021 05:00:00 PM	36.5	411	483	55	34.7	55.5%
13/08/2021 06:00:00 PM	37.0	348	410	45	34.8	59.0%
13/08/2021 07:00:00 PM	38.1	275	324	50	35.1	70.4%
13/08/2021 08:00:00 PM	39.4	145	171	50	36.4	67.8%
13/08/2021 09:00:00 PM	37.6	99	117	50	35.2	61.5%
13/08/2021 10:00:00 PM	37.7	87	102	55	35.3	60.8%
13/08/2021 11:00:00 PM	42.0	31	37	60	37.2	81.1%
14/08/2021 12:00:00 AM	40.0	25	29	45	36.7	62.1%
14/08/2021 01:00:00 AM	43.3	6	7	45	36.8	100.0%
14/08/2021 02:00:00 AM	45.0	1	1	45	42.5	100.0%
14/08/2021 03:00:00 AM	50.0	1	1	50	47.5	100.0%
14/08/2021 04:00:00 AM	60.0	3	3	60	57.5	33.3%
14/08/2021 05:00:00 AM	35.0	3	4	45	35.0	100.0%
14/08/2021 06:00:00 AM	50.0	11	13	55	40.0	76.9%
14/08/2021 07:00:00 AM	43.3	31	36	65	39.4	75.0%
14/08/2021 08:00:00 AM	40.7	74	87	55	36.4	70.1%
14/08/2021 09:00:00 AM	38.5	176	207	50	35.7	61.4%
14/08/2021 10:00:00 AM	37.8	318	374	50	35.0	63.6%
14/08/2021 11:00:00 AM	37.6	345	406	50	35.2	58.1%
14/08/2021 12:00:00 PM	37.3	402	473	55	35.1	56.9%
14/08/2021 01:00:00 PM	38.0	394	463	50	35.1	67.0%
14/08/2021 02:00:00 PM	36.6	417	491	55	34.8	56.4%
14/08/2021 03:00:00 PM	37.2	334	393	50	34.8	61.8%
14/08/2021 04:00:00 PM	37.2	348	409	50	34.9	58.7%
14/08/2021 05:00:00 PM	36.1	323	380	55	34.4	57.4%
14/08/2021 06:00:00 PM	37.7	236	278	50	34.9	66.9%
14/08/2021 07:00:00 PM	39.1	150	177	50	35.7	66.1%
14/08/2021 08:00:00 PM	37.6	105	124	50	35.0	65.3%
14/08/2021 09:00:00 PM	38.6	64	75	50	36.3	53.3%
14/08/2021 10:00:00 PM	35.5	66	78	45	34.5	48.7%
14/08/2021 11:00:00 PM	42.0	31	37	55	37.5	70.3%

15/08/2021 12:00:00 AM	40.0	16	19	55	38.7	68.4%
15/08/2021 01:00:00 AM	43.0	14	16	45	38.4	68.8%
15/08/2021 02:00:00 AM	45.0	1	1	45	42.5	100.0%
15/08/2021 03:00:00 AM	45.0	5	6	50	39.5	83.3%
15/08/2021 04:00:00 AM	55.0	2	2	55	47.5	100.0%
15/08/2021 05:00:00 AM	0.0	0	0	0	0.0	0.0%
15/08/2021 06:00:00 AM	40.0	3	3	40	37.5	33.3%
15/08/2021 07:00:00 AM	41.7	18	21	50	37.2	76.2%
15/08/2021 08:00:00 AM	39.4	36	42	50	36.7	57.1%
15/08/2021 09:00:00 AM	37.5	96	113	55	35.1	63.7%
15/08/2021 10:00:00 AM	38.5	186	219	50	35.5	68.0%
15/08/2021 11:00:00 AM	37.8	251	295	50	35.3	59.7%
15/08/2021 12:00:00 PM	37.3	320	376	50	34.9	59.0%
15/08/2021 01:00:00 PM	37.6	310	365	55	35.1	63.0%
15/08/2021 02:00:00 PM	37.1	300	353	55	35.1	54.7%
15/08/2021 03:00:00 PM	37.1	284	334	55	34.9	59.3%
15/08/2021 04:00:00 PM	37.1	298	350	50	34.8	58.3%
15/08/2021 05:00:00 PM	36.9	284	334	50	34.9	55.7%
15/08/2021 06:00:00 PM	38.5	193	227	55	35.5	69.2%
15/08/2021 07:00:00 PM	39.0	138	162	50	35.8	66.7%
15/08/2021 08:00:00 PM	42.1	92	108	50	37.4	75.9%
15/08/2021 09:00:00 PM	38.2	63	74	60	36.0	63.5%
15/08/2021 10:00:00 PM	40.0	37	43	50	37.1	60.5%
15/08/2021 11:00:00 PM	41.7	19	22	50	36.3	77.3%
16/08/2021 12:00:00 AM	42.5	12	14	45	37.5	85.7%
16/08/2021 01:00:00 AM	42.5	3	4	45	42.5	50.0%
16/08/2021 02:00:00 AM	0.0	0	0	0	0.0	0.0%
16/08/2021 03:00:00 AM	35.0	3	3	35	32.5	33.3%
16/08/2021 04:00:00 AM	35.0	2	2	35	32.5	100.0%
16/08/2021 05:00:00 AM	42.5	6	7	45	36.8	100.0%
16/08/2021 06:00:00 AM	41.2	20	23	45	37.5	56.5%
16/08/2021 07:00:00 AM	41.9	65	77	55	37.1	87.0%
16/08/2021 08:00:00 AM	38.6	121	142	55	36.6	52.1%
16/08/2021 09:00:00 AM	36.5	203	239	50	34.8	54.8%
16/08/2021 10:00:00 AM	37.4	300	353	55	35.0	59.5%
16/08/2021 11:00:00 AM	35.8	360	423	55	34.6	50.6%
16/08/2021 12:00:00 PM	36.8	328	386	50	34.6	60.9%
16/08/2021 01:00:00 PM	37.4	348	410	55	35.2	58.3%
16/08/2021 02:00:00 PM	36.6	342	402	50	34.4	61.9%
16/08/2021 03:00:00 PM	36.3	307	361	45	34.3	60.9%
16/08/2021 04:00:00 PM	37.0	337	397	55	34.9	58.2%
16/08/2021 05:00:00 PM	36.6	371	436	50	34.7	55.3%
16/08/2021 06:00:00 PM	36.7	303	357	50	34.8	55.7%
16/08/2021 07:00:00 PM	37.4	173	203	50	34.8	63.1%
16/08/2021 08:00:00 PM	38.8	119	140	50	35.7	65.7%
16/08/2021 09:00:00 PM	39.7	73	86	50	36.8	62.8%
16/08/2021 10:00:00 PM	38.0	49	58	50	35.3	63.8%
16/08/2021 11:00:00 PM	38.1	21	25	45	35.0	80.0%
17/08/2021 12:00:00 AM	45.0	13	15	55	40.0	66.7%
17/08/2021 01:00:00 AM	40.0	3	4	50	39.2	75.0%

17/08/2021 02:00:00 AM	0.0	0	0	0	0.0	0.0%
17/08/2021 03:00:00 AM	35.0	1	1	35	32.5	100.0%
17/08/2021 04:00:00 AM	55.0	1	1	55	52.5	100.0%
17/08/2021 05:00:00 AM	45.0	3	3	45	37.5	100.0%
17/08/2021 06:00:00 AM	45.0	10	12	50	40.0	66.7%
17/08/2021 07:00:00 AM	41.0	60	71	50	37.2	70.4%
17/08/2021 08:00:00 AM	36.8	139	164	50	34.9	54.9%
17/08/2021 09:00:00 AM	36.7	201	237	50	34.7	59.1%
17/08/2021 10:00:00 AM	37.3	281	331	50	35.3	53.5%
17/08/2021 11:00:00 AM	36.9	311	366	50	34.8	57.7%
17/08/2021 12:00:00 PM	37.0	340	400	50	35.0	53.3%
17/08/2021 01:00:00 PM	37.3	290	341	55	34.9	60.7%
17/08/2021 02:00:00 PM	37.7	280	330	50	35.2	61.5%
17/08/2021 03:00:00 PM	36.6	302	355	45	34.7	55.8%
17/08/2021 04:00:00 PM	37.2	331	389	50	35.1	54.0%
17/08/2021 05:00:00 PM	34.6	381	448	45	33.8	51.3%
17/08/2021 06:00:00 PM	36.1	269	317	50	34.8	51.1%
17/08/2021 07:00:00 PM	38.4	203	239	50	35.6	64.0%
17/08/2021 08:00:00 PM	39.8	102	120	55	36.8	66.7%
17/08/2021 09:00:00 PM	37.8	92	108	50	35.5	55.6%
17/08/2021 10:00:00 PM	38.8	52	61	50	35.6	68.9%
17/08/2021 11:00:00 PM	39.4	26	31	50	36.0	77.4%
18/08/2021 12:00:00 AM	43.3	19	22	50	38.8	72.7%
18/08/2021 01:00:00 AM	52.5	3	4	55	43.8	100.0%
18/08/2021 02:00:00 AM	30.0	1	1	30	0.0	0.0%
18/08/2021 03:00:00 AM	0.0	0	0	0	0.0	0.0%
18/08/2021 04:00:00 AM	50.0	2	2	50	40.0	100.0%
18/08/2021 05:00:00 AM	37.5	3	4	40	35.8	75.0%
18/08/2021 06:00:00 AM	42.5	19	22	45	37.2	81.8%
18/08/2021 07:00:00 AM	42.1	61	72	55	37.1	77.8%
18/08/2021 08:00:00 AM	39.6	140	165	50	36.2	72.1%
18/08/2021 09:00:00 AM	37.0	198	233	50	34.7	59.7%
18/08/2021 10:00:00 AM	37.3	356	419	50	34.7	63.2%
18/08/2021 11:00:00 AM	37.5	375	441	45	34.8	64.4%
18/08/2021 12:00:00 PM	36.3	387	455	45	34.4	58.9%
18/08/2021 01:00:00 PM	37.4	315	371	50	35.0	60.9%
18/08/2021 02:00:00 PM	37.1	318	374	45	34.7	60.4%
18/08/2021 03:00:00 PM	36.6	303	356	50	34.7	55.1%
18/08/2021 04:00:00 PM	37.8	320	376	50	35.4	57.7%
18/08/2021 05:00:00 PM	35.7	347	408	50	34.5	52.5%
18/08/2021 06:00:00 PM	36.5	295	347	55	34.9	50.4%
18/08/2021 07:00:00 PM	38.5	172	202	50	35.6	65.3%
18/08/2021 08:00:00 PM	38.7	119	140	50	36.1	57.9%
18/08/2021 09:00:00 PM	38.0	92	108	70	35.9	63.9%
18/08/2021 10:00:00 PM	38.9	65	77	60	35.8	71.4%
18/08/2021 11:00:00 PM	39.3	28	33	50	35.7	75.8%
19/08/2021 12:00:00 AM	39.2	14	16	45	36.1	68.8%
19/08/2021 01:00:00 AM	47.5	9	11	50	41.6	100.0%
19/08/2021 02:00:00 AM	43.3	4	5	45	40.5	100.0%
19/08/2021 03:00:00 AM	50.0	3	3	50	40.0	66.7%

19/08/2021 04:00:00 AM	55.0	1	1	55	52.5	100.0%
19/08/2021 05:00:00 AM	38.3	4	5	40	36.3	80.0%
19/08/2021 06:00:00 AM	40.0	12	14	45	35.6	57.1%
19/08/2021 07:00:00 AM	41.7	55	65	55	37.5	66.2%
19/08/2021 08:00:00 AM	38.6	157	185	50	35.6	64.9%
19/08/2021 09:00:00 AM	36.2	220	259	60	34.7	56.4%
19/08/2021 10:00:00 AM	38.0	321	378	55	35.6	56.6%
19/08/2021 11:00:00 AM	36.4	386	454	50	34.6	55.3%
19/08/2021 12:00:00 PM	37.1	332	390	50	34.7	63.3%
19/08/2021 01:00:00 PM	37.4	309	364	50	34.9	61.3%
19/08/2021 02:00:00 PM	36.5	332	391	60	34.7	55.2%
19/08/2021 03:00:00 PM	37.0	319	375	45	34.6	63.2%
19/08/2021 04:00:00 PM	37.0	308	362	55	34.8	57.7%
19/08/2021 05:00:00 PM	35.4	383	451	50	34.4	52.3%
19/08/2021 06:00:00 PM	36.9	343	403	45	34.7	58.8%
19/08/2021 07:00:00 PM	38.1	191	225	50	35.8	56.0%
19/08/2021 08:00:00 PM	38.5	128	151	55	35.8	66.9%
19/08/2021 09:00:00 PM	40.9	81	95	50	36.8	63.2%
19/08/2021 10:00:00 PM	41.2	43	51	50	36.8	66.7%
19/08/2021 11:00:00 PM	42.1	36	42	50	36.7	76.2%
20/08/2021 12:00:00 AM	40.0	20	24	50	37.2	79.2%
20/08/2021 01:00:00 AM	38.3	3	4	40	36.3	100.0%
20/08/2021 02:00:00 AM	35.0	4	5	40	35.0	40.0%
20/08/2021 03:00:00 AM	50.0	2	2	50	42.5	100.0%
20/08/2021 04:00:00 AM	50.0	1	1	50	47.5	100.0%
20/08/2021 05:00:00 AM	40.0	6	7	55	37.5	85.7%
20/08/2021 06:00:00 AM	45.0	14	16	55	38.5	62.5%
20/08/2021 07:00:00 AM	42.5	57	67	55	37.5	70.1%
20/08/2021 08:00:00 AM	38.1	135	159	55	35.3	66.7%
20/08/2021 09:00:00 AM	37.2	190	224	50	35.0	58.0%
20/08/2021 10:00:00 AM	37.9	285	335	55	35.2	63.6%
20/08/2021 11:00:00 AM	36.3	358	421	50	34.6	56.1%
20/08/2021 12:00:00 PM	35.8	391	460	55	34.3	55.9%
20/08/2021 01:00:00 PM	36.7	400	470	50	34.5	59.1%
20/08/2021 02:00:00 PM	36.6	428	504	50	34.7	57.5%
20/08/2021 03:00:00 PM	36.5	392	461	50	34.5	58.8%
20/08/2021 04:00:00 PM	36.3	467	549	55	34.5	57.0%
20/08/2021 05:00:00 PM	36.9	455	535	55	34.6	60.2%
20/08/2021 06:00:00 PM	37.5	348	409	55	35.1	59.4%
20/08/2021 07:00:00 PM	39.2	240	282	50	36.2	62.8%
20/08/2021 08:00:00 PM	39.2	140	165	50	36.0	66.7%
20/08/2021 09:00:00 PM	37.6	98	115	45	34.8	65.2%
20/08/2021 10:00:00 PM	37.9	63	74	55	35.4	63.5%
20/08/2021 11:00:00 PM	37.5	38	45	50	35.7	55.6%
21/08/2021 12:00:00 AM	39.2	23	27	50	35.6	77.8%
21/08/2021 01:00:00 AM	45.0	5	6	50	37.5	100.0%
21/08/2021 02:00:00 AM	55.0	4	5	60	46.5	100.0%
21/08/2021 03:00:00 AM	45.0	1	1	45	42.5	100.0%
21/08/2021 04:00:00 AM	50.0	3	3	50	40.8	100.0%
21/08/2021 05:00:00 AM	40.0	4	5	45	36.5	100.0%



21/08/2021 06:00:00 AM	39.0	12	14	45	35.4	85.7%
21/08/2021 07:00:00 AM	42.0	32	38	50	38.2	76.3%
21/08/2021 08:00:00 AM	42.0	59	69	55	37.4	73.9%
21/08/2021 09:00:00 AM	38.2	141	166	50	35.7	59.6%
21/08/2021 10:00:00 AM	37.9	258	304	50	35.4	59.9%
21/08/2021 11:00:00 AM	37.8	295	347	50	35.4	58.2%
21/08/2021 12:00:00 PM	37.4	364	428	50	35.0	59.8%
21/08/2021 01:00:00 PM	37.3	371	437	50	34.9	60.9%
21/08/2021 02:00:00 PM	37.0	351	413	50	34.9	55.9%
21/08/2021 03:00:00 PM	38.2	336	395	50	35.4	63.0%
21/08/2021 04:00:00 PM	37.8	340	400	50	35.1	64.0%
21/08/2021 05:00:00 PM	37.2	294	346	50	35.0	59.2%
21/08/2021 06:00:00 PM	37.2	196	231	45	34.7	62.8%
21/08/2021 07:00:00 PM	38.4	162	191	50	35.8	63.9%
21/08/2021 08:00:00 PM	40.6	107	126	55	37.0	69.0%
21/08/2021 09:00:00 PM	37.9	75	88	60	35.3	64.8%
21/08/2021 10:00:00 PM	38.8	46	54	55	36.8	51.9%
21/08/2021 11:00:00 PM	35.8	37	43	45	34.0	62.8%
22/08/2021 12:00:00 AM	38.8	32	38	45	36.7	50.0%
22/08/2021 01:00:00 AM	39.0	13	15	50	36.9	60.0%
22/08/2021 02:00:00 AM	37.5	5	6	40	35.0	66.7%
22/08/2021 03:00:00 AM	55.0	1	1	55	52.5	100.0%
22/08/2021 04:00:00 AM	45.0	3	3	45	35.8	100.0%
22/08/2021 05:00:00 AM	50.0	2	2	50	40.0	100.0%
22/08/2021 06:00:00 AM	33.8	4	5	35	32.5	80.0%
22/08/2021 07:00:00 AM	45.0	19	22	50	38.4	72.7%
22/08/2021 08:00:00 AM	39.6	38	45	45	36.9	60.0%
22/08/2021 09:00:00 AM	38.8	103	121	60	36.5	54.5%
22/08/2021 10:00:00 AM	38.5	232	273	50	35.7	60.4%
22/08/2021 11:00:00 AM	38.7	246	290	50	35.5	70.3%
22/08/2021 12:00:00 PM	37.9	354	417	50	35.3	62.4%
22/08/2021 01:00:00 PM	37.2	299	352	55	34.7	62.8%
22/08/2021 02:00:00 PM	37.2	321	378	55	35.0	57.7%
22/08/2021 03:00:00 PM	37.3	267	314	50	34.8	62.1%
22/08/2021 04:00:00 PM	37.1	332	390	50	34.9	59.2%
22/08/2021 05:00:00 PM	37.5	247	291	45	35.0	62.2%
22/08/2021 06:00:00 PM	39.1	198	233	50	35.8	69.5%
22/08/2021 07:00:00 PM	38.6	145	171	50	35.7	64.3%
22/08/2021 08:00:00 PM	39.5	125	147	55	36.3	67.3%
22/08/2021 09:00:00 PM	38.7	72	85	55	36.3	62.4%
22/08/2021 10:00:00 PM	38.3	31	36	45	34.8	72.2%
22/08/2021 11:00:00 PM	37.0	26	31	65	35.5	71.0%
23/08/2021 12:00:00 AM	45.0	8	9	50	37.5	66.7%
23/08/2021 01:00:00 AM	45.0	7	8	55	39.2	75.0%
23/08/2021 02:00:00 AM	45.0	2	2	45	42.5	50.0%
23/08/2021 03:00:00 AM	35.0	2	2	35	32.5	50.0%
23/08/2021 04:00:00 AM	35.0	2	2	35	32.5	100.0%
23/08/2021 05:00:00 AM	45.0	3	4	55	44.2	75.0%
23/08/2021 06:00:00 AM	42.5	20	23	50	37.2	78.3%
23/08/2021 07:00:00 AM	39.7	59	69	60	37.0	66.7%

23/08/2021 08:00:00 AM	38.0	158	186	55	35.7	57.0%
23/08/2021 09:00:00 AM	36.1	208	245	50	34.6	56.7%
23/08/2021 10:00:00 AM	37.4	316	372	50	35.1	57.3%
23/08/2021 11:00:00 AM	36.4	348	410	45	34.5	56.6%
23/08/2021 12:00:00 PM	37.0	362	426	50	34.8	59.9%
23/08/2021 01:00:00 PM	37.9	348	410	50	35.1	66.8%
23/08/2021 02:00:00 PM	37.2	326	384	55	34.8	61.7%
23/08/2021 03:00:00 PM	36.6	332	390	55	34.4	64.6%
23/08/2021 04:00:00 PM	37.5	290	341	50	35.2	57.5%
23/08/2021 05:00:00 PM	37.0	386	454	50	35.0	55.3%
23/08/2021 06:00:00 PM	36.2	279	328	50	34.6	53.7%
23/08/2021 07:00:00 PM	38.4	150	176	50	35.4	65.3%
23/08/2021 08:00:00 PM	38.9	110	129	50	36.1	57.4%
23/08/2021 09:00:00 PM	38.9	76	89	50	36.3	62.9%
23/08/2021 10:00:00 PM	42.1	50	59	55	36.8	71.2%
23/08/2021 11:00:00 PM	39.4	25	29	50	36.7	65.5%
24/08/2021 12:00:00 AM	47.5	5	6	50	40.8	100.0%
24/08/2021 01:00:00 AM	45.0	3	4	50	42.5	75.0%
24/08/2021 02:00:00 AM	40.0	2	2	40	35.0	100.0%
24/08/2021 03:00:00 AM	40.0	7	8	45	36.1	87.5%
24/08/2021 04:00:00 AM	40.0	1	1	40	37.5	100.0%
24/08/2021 05:00:00 AM	45.0	3	3	45	37.5	100.0%
24/08/2021 06:00:00 AM	42.5	10	12	50	38.1	66.7%
24/08/2021 07:00:00 AM	41.9	59	69	50	37.0	79.7%
24/08/2021 08:00:00 AM	38.1	155	182	60	35.6	61.5%
24/08/2021 09:00:00 AM	37.2	196	230	50	35.1	55.2%
24/08/2021 10:00:00 AM	36.6	319	375	50	34.6	57.3%
24/08/2021 11:00:00 AM	36.0	384	452	60	34.5	56.0%
24/08/2021 12:00:00 PM	37.3	360	423	50	34.9	58.9%
24/08/2021 01:00:00 PM	36.4	357	420	50	34.7	54.8%
24/08/2021 02:00:00 PM	36.7	298	351	45	35.0	51.6%
24/08/2021 03:00:00 PM	35.5	316	372	50	34.4	52.2%
24/08/2021 04:00:00 PM	35.1	317	373	50	34.4	51.2%
24/08/2021 05:00:00 PM	36.8	337	396	50	34.6	59.3%
24/08/2021 06:00:00 PM	36.9	290	341	50	34.7	59.2%
24/08/2021 07:00:00 PM	38.1	182	214	50	35.1	67.8%
24/08/2021 08:00:00 PM	39.4	124	146	50	36.2	61.0%
24/08/2021 09:00:00 PM	37.4	73	86	50	35.1	59.3%
24/08/2021 10:00:00 PM	37.5	56	66	50	35.3	57.6%
24/08/2021 11:00:00 PM	43.6	30	35	50	38.6	65.7%
25/08/2021 12:00:00 AM	45.0	16	19	50	39.3	73.7%
25/08/2021 01:00:00 AM	43.3	5	6	45	39.2	100.0%
25/08/2021 02:00:00 AM	35.0	1	1	35	32.5	100.0%
25/08/2021 03:00:00 AM	50.0	2	2	50	40.0	100.0%
25/08/2021 04:00:00 AM	50.0	1	1	50	47.5	100.0%
25/08/2021 05:00:00 AM	37.5	8	10	50	35.6	80.0%
25/08/2021 06:00:00 AM	43.8	16	19	50	38.3	68.4%
25/08/2021 07:00:00 AM	42.9	55	65	65	38.0	81.5%
25/08/2021 08:00:00 AM	38.4	161	189	55	35.5	64.0%
25/08/2021 09:00:00 AM	37.7	198	233	65	35.2	63.5%

25/08/2021 10:00:00 AM	37.3	355	418	50	34.9	60.5%
25/08/2021 11:00:00 AM	37.1	359	422	55	34.8	60.7%
25/08/2021 12:00:00 PM	36.1	351	413	50	34.6	55.0%
25/08/2021 01:00:00 PM	36.4	326	384	55	34.6	57.3%
25/08/2021 02:00:00 PM	36.5	314	370	45	34.7	53.5%
25/08/2021 03:00:00 PM	34.7	304	358	45	34.0	49.7%
25/08/2021 04:00:00 PM	35.8	321	378	60	34.5	53.7%
25/08/2021 05:00:00 PM	36.5	366	431	50	34.6	57.3%
25/08/2021 06:00:00 PM	35.4	305	359	50	34.3	52.1%
25/08/2021 07:00:00 PM	37.1	227	267	55	34.9	59.6%
25/08/2021 08:00:00 PM	39.3	127	149	50	36.0	63.1%
25/08/2021 09:00:00 PM	37.3	94	111	55	35.2	57.7%
25/08/2021 10:00:00 PM	39.2	49	58	50	36.7	62.1%
25/08/2021 11:00:00 PM	42.0	32	38	60	39.4	55.3%
26/08/2021 12:00:00 AM	38.0	14	17	50	35.8	70.6%
26/08/2021 01:00:00 AM	40.0	5	6	45	35.8	100.0%
26/08/2021 02:00:00 AM	50.0	1	1	50	47.5	100.0%
26/08/2021 03:00:00 AM	50.0	1	1	50	47.5	100.0%
26/08/2021 04:00:00 AM	0.0	0	0	0	0.0	0.0%
26/08/2021 05:00:00 AM	37.5	3	4	40	35.8	75.0%
26/08/2021 06:00:00 AM	51.7	14	16	55	43.0	68.8%
26/08/2021 07:00:00 AM	42.7	62	73	50	36.8	75.3%
26/08/2021 08:00:00 AM	39.0	145	171	50	35.7	63.7%
26/08/2021 09:00:00 AM	38.0	219	258	50	35.4	62.4%
26/08/2021 10:00:00 AM	38.1	338	398	50	35.6	58.0%
26/08/2021 11:00:00 AM	36.4	320	376	50	34.5	58.5%
26/08/2021 12:00:00 PM	37.3	343	403	60	35.2	56.6%
26/08/2021 01:00:00 PM	36.3	350	412	50	34.6	55.6%
26/08/2021 02:00:00 PM	36.2	318	374	45	34.3	59.4%
26/08/2021 03:00:00 PM	36.7	336	395	45	34.9	52.4%
26/08/2021 04:00:00 PM	37.0	287	338	55	34.7	62.7%
26/08/2021 05:00:00 PM	35.0	396	466	45	34.1	51.1%
26/08/2021 06:00:00 PM	37.2	307	361	55	35.1	56.5%
26/08/2021 07:00:00 PM	39.3	182	214	50	36.0	68.2%
26/08/2021 08:00:00 PM	36.6	132	155	50	34.9	52.9%
26/08/2021 09:00:00 PM	37.4	86	101	50	35.0	60.4%
26/08/2021 10:00:00 PM	39.2	60	70	50	36.0	70.0%
26/08/2021 11:00:00 PM	39.0	24	28	55	36.3	71.4%
27/08/2021 12:00:00 AM	45.0	13	15	50	38.2	93.3%
27/08/2021 01:00:00 AM	50.0	3	3	50	47.5	66.7%
27/08/2021 02:00:00 AM	50.0	2	2	50	45.0	100.0%
27/08/2021 03:00:00 AM	45.0	1	1	45	42.5	100.0%
27/08/2021 04:00:00 AM	0.0	0	0	0	0.0	0.0%
27/08/2021 05:00:00 AM	37.5	6	7	40	35.8	42.9%
27/08/2021 06:00:00 AM	43.0	14	17	55	38.9	82.4%
27/08/2021 07:00:00 AM	39.1	44	52	55	37.3	59.6%
27/08/2021 08:00:00 AM	38.0	126	148	65	35.9	58.1%
27/08/2021 09:00:00 AM	37.1	204	240	50	35.2	52.5%
27/08/2021 10:00:00 AM	37.7	322	379	50	35.3	57.8%
27/08/2021 11:00:00 AM	36.3	357	420	50	35.0	49.3%

27/08/2021 12:00:00 PM	34.4	378	445	45	33.9	44.7%
27/08/2021 01:00:00 PM	34.3	359	422	45	33.7	45.3%
27/08/2021 02:00:00 PM	35.4	386	454	50	34.3	52.0%
27/08/2021 03:00:00 PM	36.8	429	505	50	34.8	56.4%
27/08/2021 04:00:00 PM	36.2	451	531	50	34.6	55.0%
27/08/2021 05:00:00 PM	36.2	448	527	60	34.4	58.1%
27/08/2021 06:00:00 PM	37.6	378	445	50	35.1	59.8%
27/08/2021 07:00:00 PM	38.9	234	275	50	36.0	67.6%
27/08/2021 08:00:00 PM	39.0	122	144	55	36.2	63.9%
27/08/2021 09:00:00 PM	39.7	81	95	55	36.4	67.4%
27/08/2021 10:00:00 PM	39.0	40	47	55	36.5	61.7%
27/08/2021 11:00:00 PM	43.8	31	36	55	38.5	66.7%
28/08/2021 12:00:00 AM	40.0	23	27	55	36.5	74.1%
28/08/2021 01:00:00 AM	50.0	6	7	55	39.6	100.0%
28/08/2021 02:00:00 AM	60.0	2	2	60	47.5	100.0%
28/08/2021 03:00:00 AM	60.0	1	1	60	57.5	100.0%
28/08/2021 04:00:00 AM	30.0	2	2	30	0.0	0.0%
28/08/2021 05:00:00 AM	40.0	4	5	55	38.5	100.0%
28/08/2021 06:00:00 AM	52.5	6	7	55	41.1	100.0%
28/08/2021 07:00:00 AM	41.7	24	28	50	37.5	75.0%
28/08/2021 08:00:00 AM	39.3	63	74	50	36.9	63.5%
28/08/2021 09:00:00 AM	40.9	154	181	60	36.6	69.6%
28/08/2021 10:00:00 AM	38.8	307	361	50	35.7	62.6%
28/08/2021 11:00:00 AM	37.9	360	423	55	35.2	63.1%
28/08/2021 12:00:00 PM	38.3	440	518	50	35.5	64.5%
28/08/2021 01:00:00 PM	38.3	390	459	55	35.6	62.1%
28/08/2021 02:00:00 PM	37.5	370	435	50	34.8	65.1%
28/08/2021 03:00:00 PM	37.5	338	398	50	34.9	63.6%
28/08/2021 04:00:00 PM	37.6	334	393	50	35.1	59.5%
28/08/2021 05:00:00 PM	37.0	320	376	50	34.7	61.2%
28/08/2021 06:00:00 PM	37.6	245	288	50	35.1	60.8%
28/08/2021 07:00:00 PM	37.6	180	212	55	35.1	62.7%
28/08/2021 08:00:00 PM	39.2	115	135	65	36.3	67.4%
28/08/2021 09:00:00 PM	38.5	73	86	55	36.2	61.6%
28/08/2021 10:00:00 PM	38.1	39	46	50	35.5	60.9%
28/08/2021 11:00:00 PM	40.0	39	46	55	37.2	67.4%
29/08/2021 12:00:00 AM	40.0	19	22	50	36.1	63.6%
29/08/2021 01:00:00 AM	40.0	8	10	45	36.0	100.0%
29/08/2021 02:00:00 AM	60.0	8	9	70	45.0	88.9%
29/08/2021 03:00:00 AM	40.0	3	4	45	36.3	100.0%
29/08/2021 04:00:00 AM	40.0	2	2	40	37.5	100.0%
29/08/2021 05:00:00 AM	50.0	2	2	50	42.5	100.0%
29/08/2021 06:00:00 AM	40.0	3	4	50	40.8	75.0%
29/08/2021 07:00:00 AM	38.8	22	26	45	36.5	57.7%
29/08/2021 08:00:00 AM	38.8	44	52	45	35.4	67.3%
29/08/2021 09:00:00 AM	38.8	111	131	55	36.0	64.9%
29/08/2021 10:00:00 AM	38.5	219	258	55	35.8	64.0%
29/08/2021 11:00:00 AM	38.7	305	359	50	35.9	64.1%
29/08/2021 12:00:00 PM	36.0	360	423	50	34.6	49.6%
29/08/2021 01:00:00 PM	38.4	356	419	50	35.7	64.2%

29/08/2021 02:00:00 PM	38.4	338	398	55	35.6	64.3%
29/08/2021 03:00:00 PM	36.7	327	385	50	34.8	57.7%
29/08/2021 04:00:00 PM	36.4	292	344	50	34.5	59.6%
29/08/2021 05:00:00 PM	36.8	268	315	50	35.0	52.1%
29/08/2021 06:00:00 PM	37.8	216	254	50	35.2	60.6%
29/08/2021 07:00:00 PM	38.2	138	162	60	36.0	56.2%
29/08/2021 08:00:00 PM	38.5	105	123	55	35.9	59.3%
29/08/2021 09:00:00 PM	38.6	65	77	50	36.0	63.6%
29/08/2021 10:00:00 PM	43.9	43	51	55	38.7	72.5%
29/08/2021 11:00:00 PM	40.0	26	30	45	35.4	63.3%
30/08/2021 12:00:00 AM	43.0	8	10	45	38.8	80.0%
30/08/2021 01:00:00 AM	42.5	5	6	45	37.5	100.0%
30/08/2021 02:00:00 AM	48.8	8	9	50	41.4	100.0%
30/08/2021 03:00:00 AM	45.0	2	2	45	42.5	100.0%
30/08/2021 04:00:00 AM	35.0	3	4	45	35.8	75.0%
30/08/2021 05:00:00 AM	35.0	3	3	35	32.5	66.7%
30/08/2021 06:00:00 AM	45.0	11	13	55	39.5	76.9%
30/08/2021 07:00:00 AM	41.7	18	21	50	37.1	66.7%
30/08/2021 08:00:00 AM	38.9	60	70	55	36.2	65.7%
30/08/2021 09:00:00 AM	36.7	121	142	50	34.6	59.2%
30/08/2021 10:00:00 AM	38.5	262	308	60	35.8	63.0%
30/08/2021 11:00:00 AM	37.9	285	335	50	35.2	62.7%
30/08/2021 12:00:00 PM	37.6	337	396	50	35.0	62.1%
30/08/2021 01:00:00 PM	38.3	340	400	50	35.4	65.8%
30/08/2021 02:00:00 PM	36.8	326	384	50	34.6	63.0%
30/08/2021 03:00:00 PM	37.9	299	352	50	35.3	63.1%
30/08/2021 04:00:00 PM	36.9	304	358	50	34.9	58.4%
30/08/2021 05:00:00 PM	37.7	274	322	50	35.1	62.1%
30/08/2021 06:00:00 PM	38.2	211	248	55	35.1	69.4%
30/08/2021 07:00:00 PM	38.7	129	152	50	35.6	71.7%
30/08/2021 08:00:00 PM	38.8	77	91	50	35.8	65.9%
30/08/2021 09:00:00 PM	39.3	63	74	50	35.9	67.6%
30/08/2021 10:00:00 PM	41.0	20	24	45	36.6	70.8%
30/08/2021 11:00:00 PM	34.5	14	17	40	33.3	70.6%
31/08/2021 12:00:00 AM	37.5	6	7	40	34.5	71.4%
31/08/2021 01:00:00 AM	0.0	0	0	0	0.0	0.0%
31/08/2021 02:00:00 AM	40.0	2	2	40	35.0	100.0%
31/08/2021 03:00:00 AM	0.0	0	0	0	0.0	0.0%
31/08/2021 04:00:00 AM	0.0	0	0	0	0.0	0.0%
31/08/2021 05:00:00 AM	40.0	4	5	50	39.2	60.0%
31/08/2021 06:00:00 AM	40.0	8	10	50	38.1	80.0%
31/08/2021 07:00:00 AM	39.3	69	81	50	35.8	66.7%
31/08/2021 08:00:00 AM	37.9	152	179	50	35.5	56.4%
31/08/2021 09:00:00 AM	37.5	173	204	55	35.4	57.4%
31/08/2021 10:00:00 AM	36.8	287	338	55	34.8	57.7%
31/08/2021 11:00:00 AM	36.3	315	371	50	34.6	52.6%
31/08/2021 12:00:00 PM	36.8	330	388	50	34.6	58.2%
31/08/2021 01:00:00 PM	37.2	283	333	50	34.7	62.2%
31/08/2021 02:00:00 PM	36.4	264	310	50	34.5	58.4%
31/08/2021 03:00:00 PM	36.5	290	341	50	34.7	55.7%

31/08/2021 04:00:00 PM	36.6	309	363	45	34.6	56.5%
31/08/2021 05:00:00 PM	34.8	333	392	45	34.1	51.3%
31/08/2021 06:00:00 PM	35.2	267	314	45	34.1	53.2%
31/08/2021 07:00:00 PM	39.5	149	175	55	36.6	60.6%
31/08/2021 08:00:00 PM	37.0	108	127	55	35.2	59.1%
31/08/2021 09:00:00 PM	38.3	72	85	50	35.5	65.9%
31/08/2021 10:00:00 PM	38.2	38	45	45	35.8	57.8%
31/08/2021 11:00:00 PM	41.2	31	36	55	37.3	63.9%
01/09/2021 12:00:00 AM	40.0	14	16	45	36.0	81.3%
01/09/2021 01:00:00 AM	40.0	6	7	50	38.8	57.1%
01/09/2021 02:00:00 AM	45.0	1	1	45	42.5	100.0%
01/09/2021 03:00:00 AM	40.0	1	1	40	37.5	100.0%
01/09/2021 04:00:00 AM	40.0	4	5	50	39.2	60.0%
01/09/2021 05:00:00 AM	35.0	5	6	40	35.0	33.3%
01/09/2021 06:00:00 AM	43.3	20	24	50	38.0	79.2%
01/09/2021 07:00:00 AM	42.1	58	68	55	37.3	73.5%
01/09/2021 08:00:00 AM	37.7	137	161	50	35.1	61.5%
01/09/2021 09:00:00 AM	36.7	173	203	45	34.8	51.7%
01/09/2021 10:00:00 AM	37.8	241	283	50	35.4	59.0%
01/09/2021 11:00:00 AM	38.0	231	272	50	35.3	61.0%
01/09/2021 12:00:00 PM	36.6	323	380	55	34.9	51.6%
01/09/2021 01:00:00 PM	36.3	271	319	50	34.5	57.4%
01/09/2021 02:00:00 PM	35.0	309	364	50	34.3	50.5%
01/09/2021 03:00:00 PM	36.2	286	336	50	34.6	54.5%
01/09/2021 04:00:00 PM	36.4	306	360	50	34.6	56.7%
01/09/2021 05:00:00 PM	35.4	360	424	50	34.3	54.5%
01/09/2021 06:00:00 PM	37.2	298	351	60	35.1	57.8%
01/09/2021 07:00:00 PM	37.7	156	183	55	35.2	60.1%
01/09/2021 08:00:00 PM	37.8	120	141	50	35.4	58.9%
01/09/2021 09:00:00 PM	36.0	74	87	50	34.9	50.6%
01/09/2021 10:00:00 PM	36.2	59	69	45	34.8	50.7%
01/09/2021 11:00:00 PM	38.6	29	34	55	36.4	64.7%
02/09/2021 12:00:00 AM	43.3	12	14	50	37.1	85.7%
02/09/2021 01:00:00 AM	35.0	5	6	45	37.5	33.3%
02/09/2021 02:00:00 AM	0.0	0	0	0	0.0	0.0%
02/09/2021 03:00:00 AM	37.5	3	4	40	37.5	50.0%
02/09/2021 04:00:00 AM	0.0	0	0	0	0.0	0.0%
02/09/2021 05:00:00 AM	40.0	3	3	40	35.0	66.7%
02/09/2021 06:00:00 AM	43.3	16	19	55	37.8	78.9%
02/09/2021 07:00:00 AM	41.7	65	77	55	37.3	71.4%
02/09/2021 08:00:00 AM	37.6	153	180	55	35.3	58.3%
02/09/2021 09:00:00 AM	37.2	207	243	60	35.2	53.5%
02/09/2021 10:00:00 AM	37.1	287	338	50	35.1	55.3%
02/09/2021 11:00:00 AM	37.1	332	391	55	34.8	59.6%
02/09/2021 12:00:00 PM	35.8	315	371	45	34.3	56.6%
02/09/2021 01:00:00 PM	36.3	299	352	45	34.5	54.5%
02/09/2021 02:00:00 PM	37.2	266	313	45	34.7	61.0%
02/09/2021 03:00:00 PM	36.6	277	326	50	34.7	57.4%
02/09/2021 04:00:00 PM	36.6	298	351	50	34.8	52.1%
02/09/2021 05:00:00 PM	35.9	355	418	45	34.4	55.0%

02/09/2021 06:00:00 PM	36.0	311	366	50	34.5	55.2%
02/09/2021 07:00:00 PM	40.2	166	195	65	36.5	64.1%
02/09/2021 08:00:00 PM	37.3	117	138	50	35.0	60.1%
02/09/2021 09:00:00 PM	35.4	82	97	50	34.4	52.6%
02/09/2021 10:00:00 PM	37.5	55	65	55	35.4	60.0%
02/09/2021 11:00:00 PM	41.7	30	35	50	37.1	65.7%
03/09/2021 12:00:00 AM	45.0	8	10	55	41.9	80.0%
03/09/2021 01:00:00 AM	0.0	0	0	0	0.0	0.0%
03/09/2021 02:00:00 AM	45.0	1	1	45	42.5	100.0%
03/09/2021 03:00:00 AM	40.0	2	2	40	35.0	100.0%
03/09/2021 04:00:00 AM	50.0	3	3	50	40.0	66.7%
03/09/2021 05:00:00 AM	35.0	8	10	45	34.6	70.0%
03/09/2021 06:00:00 AM	45.0	20	23	55	37.8	82.6%
03/09/2021 07:00:00 AM	42.1	65	77	60	37.5	76.6%
03/09/2021 08:00:00 AM	38.0	133	156	55	35.3	62.2%
03/09/2021 09:00:00 AM	37.6	174	205	55	35.1	61.5%
03/09/2021 10:00:00 AM	36.5	262	308	55	34.9	51.6%
03/09/2021 11:00:00 AM	36.9	326	383	50	34.7	59.5%
03/09/2021 12:00:00 PM	35.3	378	445	50	34.4	50.3%
03/09/2021 01:00:00 PM	36.0	358	421	45	34.4	56.3%
03/09/2021 02:00:00 PM	37.2	370	435	50	35.1	54.9%
03/09/2021 03:00:00 PM	35.4	398	468	45	34.3	54.7%
03/09/2021 04:00:00 PM	35.5	412	485	50	34.4	52.2%
03/09/2021 05:00:00 PM	36.6	422	497	50	34.7	55.9%
03/09/2021 06:00:00 PM	37.6	331	389	60	35.2	59.1%
03/09/2021 07:00:00 PM	39.0	224	263	60	36.3	65.0%
03/09/2021 08:00:00 PM	38.2	134	158	55	35.7	61.4%
03/09/2021 09:00:00 PM	37.5	72	85	45	35.1	58.8%
03/09/2021 10:00:00 PM	41.7	31	37	55	37.5	78.4%
03/09/2021 11:00:00 PM	41.0	35	41	50	37.3	56.1%
04/09/2021 12:00:00 AM	41.2	14	17	45	37.2	100.0%
04/09/2021 01:00:00 AM	40.0	8	9	50	36.7	66.7%
04/09/2021 02:00:00 AM	50.0	4	5	55	45.0	80.0%
04/09/2021 03:00:00 AM	50.0	3	3	50	37.5	100.0%
04/09/2021 04:00:00 AM	40.0	3	3	40	35.0	66.7%
04/09/2021 05:00:00 AM	42.5	7	8	45	37.5	87.5%
04/09/2021 06:00:00 AM	47.5	10	12	55	43.1	66.7%
04/09/2021 07:00:00 AM	39.4	21	25	50	36.7	72.0%
04/09/2021 08:00:00 AM	39.7	68	80	50	37.1	58.8%
04/09/2021 09:00:00 AM	38.4	131	154	55	36.0	57.1%
04/09/2021 10:00:00 AM	37.2	270	318	50	35.3	52.5%
04/09/2021 11:00:00 AM	37.2	323	380	50	34.8	60.3%
04/09/2021 12:00:00 PM	35.9	361	425	50	34.5	54.8%
04/09/2021 01:00:00 PM	36.6	339	399	55	34.5	61.7%
04/09/2021 02:00:00 PM	36.5	314	370	50	34.7	54.3%
04/09/2021 03:00:00 PM	36.4	304	358	50	34.6	58.1%
04/09/2021 04:00:00 PM	36.4	358	421	50	34.4	58.7%
04/09/2021 05:00:00 PM	35.6	331	389	50	34.3	52.7%
04/09/2021 06:00:00 PM	37.7	241	284	50	35.4	58.5%
04/09/2021 07:00:00 PM	38.5	162	190	55	35.7	63.2%

04/09/2021 08:00:00 PM	37.5	100	118	50	35.5	54.2%
04/09/2021 09:00:00 PM	38.2	61	72	50	35.7	63.9%
04/09/2021 10:00:00 PM	38.2	39	46	50	36.1	54.3%
04/09/2021 11:00:00 PM	39.0	31	36	55	35.8	75.0%
05/09/2021 12:00:00 AM	40.0	22	26	55	37.8	65.4%
05/09/2021 01:00:00 AM	40.0	11	13	50	38.1	69.2%
05/09/2021 02:00:00 AM	55.0	2	2	55	52.5	50.0%
05/09/2021 03:00:00 AM	40.0	3	4	45	37.5	75.0%
05/09/2021 04:00:00 AM	0.0	0	0	0	0.0	0.0%
05/09/2021 05:00:00 AM	50.0	2	2	50	42.5	100.0%
05/09/2021 06:00:00 AM	40.0	7	8	55	36.8	87.5%
05/09/2021 07:00:00 AM	42.0	20	23	45	36.4	78.3%
05/09/2021 08:00:00 AM	41.4	47	55	60	36.9	76.4%
05/09/2021 09:00:00 AM	38.7	122	144	50	35.9	62.5%
05/09/2021 10:00:00 AM	38.8	248	292	50	36.1	60.6%
05/09/2021 11:00:00 AM	38.0	279	328	50	35.2	63.7%
05/09/2021 12:00:00 PM	37.2	328	386	55	34.8	60.4%
05/09/2021 01:00:00 PM	37.4	365	429	55	35.3	54.8%
05/09/2021 02:00:00 PM	37.0	292	344	55	34.7	63.4%
05/09/2021 03:00:00 PM	36.7	298	351	50	34.6	59.5%
05/09/2021 04:00:00 PM	37.8	258	303	45	35.2	59.4%
05/09/2021 05:00:00 PM	37.5	250	294	50	34.9	64.3%
05/09/2021 06:00:00 PM	36.9	211	248	50	34.9	55.6%
05/09/2021 07:00:00 PM	38.7	143	168	50	35.9	64.3%
05/09/2021 08:00:00 PM	37.9	114	134	50	35.5	59.0%
05/09/2021 09:00:00 PM	36.7	60	71	55	36.1	45.1%
05/09/2021 10:00:00 PM	38.6	37	44	55	36.7	56.8%
05/09/2021 11:00:00 PM	42.5	18	21	65	38.5	71.4%
06/09/2021 12:00:00 AM	45.0	7	8	50	38.3	75.0%
06/09/2021 01:00:00 AM	40.0	3	4	45	39.2	75.0%
06/09/2021 02:00:00 AM	50.0	1	1	50	47.5	100.0%
06/09/2021 03:00:00 AM	55.0	3	3	55	44.2	100.0%
06/09/2021 04:00:00 AM	45.0	1	1	45	42.5	100.0%
06/09/2021 05:00:00 AM	40.0	6	7	45	35.0	85.7%
06/09/2021 06:00:00 AM	39.2	28	33	55	36.9	54.5%
06/09/2021 07:00:00 AM	40.6	65	77	55	36.7	66.2%
06/09/2021 08:00:00 AM	36.1	152	179	50	34.5	59.8%
06/09/2021 09:00:00 AM	37.2	207	244	50	35.3	50.0%
06/09/2021 10:00:00 AM	37.1	250	294	50	35.1	54.8%
06/09/2021 11:00:00 AM	36.6	264	311	55	34.7	57.2%
06/09/2021 12:00:00 PM	37.4	288	339	50	35.1	57.2%
06/09/2021 01:00:00 PM	36.3	330	388	45	34.4	57.0%
06/09/2021 02:00:00 PM	37.1	321	378	50	34.8	60.3%
06/09/2021 03:00:00 PM	36.9	309	363	45	34.6	61.7%
06/09/2021 04:00:00 PM	37.1	335	394	50	34.8	58.9%
06/09/2021 05:00:00 PM	35.8	334	393	50	34.5	51.4%
06/09/2021 06:00:00 PM	36.6	275	323	45	34.7	55.1%
06/09/2021 07:00:00 PM	37.7	179	211	50	35.1	63.0%
06/09/2021 08:00:00 PM	37.4	118	139	50	35.0	61.2%
06/09/2021 09:00:00 PM	34.8	76	89	50	34.3	42.7%



06/09/2021 10:00:00 PM	39.4	31	37	50	39.0	45.9%
06/09/2021 11:00:00 PM	39.3	26	30	60	36.6	73.3%
07/09/2021 12:00:00 AM	37.5	6	7	40	35.0	57.1%
07/09/2021 01:00:00 AM	35.0	3	3	35	32.5	66.7%
07/09/2021 02:00:00 AM	30.0	1	1	30	0.0	0.0%
07/09/2021 03:00:00 AM	40.0	1	1	40	37.5	100.0%
07/09/2021 04:00:00 AM	0.0	0	0	0	0.0	0.0%
07/09/2021 05:00:00 AM	40.0	3	3	40	34.2	100.0%
07/09/2021 06:00:00 AM	43.3	11	13	60	39.5	76.9%
07/09/2021 07:00:00 AM	42.5	67	79	55	37.6	73.4%
07/09/2021 08:00:00 AM	37.6	180	212	50	35.0	64.2%
07/09/2021 09:00:00 AM	37.6	220	259	50	35.1	60.2%
07/09/2021 10:00:00 AM	36.4	267	314	50	34.7	57.3%
07/09/2021 11:00:00 AM	37.2	382	449	50	34.8	60.8%
07/09/2021 12:00:00 PM	37.2	361	425	50	35.1	55.5%
07/09/2021 01:00:00 PM	37.4	335	394	50	34.7	65.2%
07/09/2021 02:00:00 PM	36.6	268	315	55	34.4	65.1%
07/09/2021 03:00:00 PM	36.4	280	330	75	34.8	53.9%
07/09/2021 04:00:00 PM	36.4	332	391	45	34.4	59.6%
07/09/2021 05:00:00 PM	36.3	354	417	50	34.6	52.3%
07/09/2021 06:00:00 PM	37.3	298	351	55	35.1	57.3%
07/09/2021 07:00:00 PM	36.7	175	206	55	34.8	60.2%
07/09/2021 08:00:00 PM	36.8	116	136	55	35.3	50.7%
07/09/2021 09:00:00 PM	36.5	83	98	45	35.1	50.0%
07/09/2021 10:00:00 PM	40.0	45	53	55	36.0	67.9%
07/09/2021 11:00:00 PM	44.0	21	25	50	38.6	72.0%
08/09/2021 12:00:00 AM	41.7	8	10	45	39.5	50.0%
08/09/2021 01:00:00 AM	50.0	3	3	50	45.0	66.7%
08/09/2021 02:00:00 AM	40.0	1	1	40	37.5	100.0%
08/09/2021 03:00:00 AM	40.0	3	3	40	35.8	100.0%
08/09/2021 04:00:00 AM	45.0	3	4	50	40.8	75.0%
08/09/2021 05:00:00 AM	38.3	8	9	40	35.5	55.6%
08/09/2021 06:00:00 AM	39.0	20	24	60	36.6	70.8%
08/09/2021 07:00:00 AM	39.2	85	100	50	36.2	76.0%
08/09/2021 08:00:00 AM	38.5	162	190	50	35.4	67.4%
08/09/2021 09:00:00 AM	38.0	210	247	50	35.6	55.9%
08/09/2021 10:00:00 AM	37.5	307	361	45	34.9	61.2%
08/09/2021 11:00:00 AM	36.7	364	428	55	34.6	58.4%
08/09/2021 12:00:00 PM	36.2	393	462	55	34.6	55.2%
08/09/2021 01:00:00 PM	37.0	359	422	45	34.8	55.7%
08/09/2021 02:00:00 PM	36.6	325	382	50	34.4	63.6%
08/09/2021 03:00:00 PM	37.6	290	341	55	35.1	61.6%
08/09/2021 04:00:00 PM	35.5	335	394	45	34.3	50.5%
08/09/2021 05:00:00 PM	36.8	329	387	50	34.7	56.6%
08/09/2021 06:00:00 PM	36.6	307	361	50	34.8	56.8%
08/09/2021 07:00:00 PM	38.2	178	209	50	35.7	56.0%
08/09/2021 08:00:00 PM	37.4	116	137	55	35.3	59.9%
08/09/2021 09:00:00 PM	37.5	92	108	50	35.3	56.5%
08/09/2021 10:00:00 PM	38.4	55	65	50	35.6	67.7%
08/09/2021 11:00:00 PM	38.0	32	38	50	36.4	50.0%

09/09/2021 12:00:00 AM	45.0	8	9	60	39.7	100.0%
09/09/2021 01:00:00 AM	40.0	1	1	40	37.5	100.0%
09/09/2021 02:00:00 AM	0.0	0	0	0	0.0	0.0%
09/09/2021 03:00:00 AM	35.0	1	1	35	32.5	100.0%
09/09/2021 04:00:00 AM	50.0	2	2	50	40.0	100.0%
09/09/2021 05:00:00 AM	40.0	5	6	55	40.0	66.7%
09/09/2021 06:00:00 AM	44.3	19	22	50	40.3	72.7%
09/09/2021 07:00:00 AM	41.2	67	79	55	37.5	70.9%
09/09/2021 08:00:00 AM	37.5	141	166	50	35.3	56.6%
09/09/2021 09:00:00 AM	35.0	241	284	50	34.4	51.1%
09/09/2021 10:00:00 AM	36.7	229	269	50	34.9	49.8%
09/09/2021 11:00:00 AM	36.6	268	315	60	34.6	58.4%
09/09/2021 12:00:00 PM	36.8	281	331	55	35.1	52.3%
09/09/2021 01:00:00 PM	37.2	268	315	50	34.8	59.7%
09/09/2021 02:00:00 PM	35.0	322	379	45	34.3	50.9%
09/09/2021 03:00:00 PM	36.5	280	330	50	34.7	57.9%
09/09/2021 04:00:00 PM	36.6	319	375	50	34.7	57.6%
09/09/2021 05:00:00 PM	35.3	390	459	50	34.4	50.8%
09/09/2021 06:00:00 PM	37.2	291	342	50	35.0	57.6%
09/09/2021 07:00:00 PM	37.0	183	215	50	34.9	54.9%
09/09/2021 08:00:00 PM	37.1	116	137	50	34.6	69.3%
09/09/2021 09:00:00 PM	34.8	67	79	50	34.5	51.9%
09/09/2021 10:00:00 PM	39.2	26	31	50	37.5	54.8%
09/09/2021 11:00:00 PM	39.0	19	22	50	38.1	40.9%
10/09/2021 12:00:00 AM	40.0	17	20	60	37.1	65.0%
10/09/2021 01:00:00 AM	45.0	3	4	50	41.3	100.0%
10/09/2021 02:00:00 AM	35.0	1	1	35	32.5	100.0%
10/09/2021 03:00:00 AM	40.0	1	1	40	37.5	100.0%
10/09/2021 04:00:00 AM	42.5	3	4	45	40.8	75.0%
10/09/2021 05:00:00 AM	40.0	8	9	45	36.7	66.7%
10/09/2021 06:00:00 AM	46.7	15	18	55	40.0	66.7%
10/09/2021 07:00:00 AM	42.5	66	78	55	38.1	73.1%
10/09/2021 08:00:00 AM	38.3	148	174	50	35.7	62.1%
10/09/2021 09:00:00 AM	36.2	205	241	50	35.1	46.9%
10/09/2021 10:00:00 AM	35.8	254	299	55	34.4	57.9%
10/09/2021 11:00:00 AM	36.3	277	326	50	34.5	58.9%
10/09/2021 12:00:00 PM	36.9	332	391	50	34.7	58.6%
10/09/2021 01:00:00 PM	36.7	394	463	55	34.8	55.5%
10/09/2021 02:00:00 PM	36.3	308	362	50	34.6	56.6%
10/09/2021 03:00:00 PM	36.4	394	463	50	34.5	57.0%
10/09/2021 04:00:00 PM	35.5	482	567	45	34.3	52.2%
10/09/2021 05:00:00 PM	36.1	387	455	50	34.6	51.4%
10/09/2021 06:00:00 PM	37.6	372	438	60	35.3	59.1%
10/09/2021 07:00:00 PM	38.0	218	257	55	35.4	63.8%
10/09/2021 08:00:00 PM	37.6	149	175	50	35.0	64.6%
10/09/2021 09:00:00 PM	38.0	81	95	50	35.8	55.8%
10/09/2021 10:00:00 PM	41.7	37	43	55	37.0	67.4%
10/09/2021 11:00:00 PM	37.1	30	35	55	34.9	65.7%
11/09/2021 12:00:00 AM	43.6	16	19	55	40.0	73.7%
11/09/2021 01:00:00 AM	50.0	4	5	55	45.0	80.0%

11/09/2021 02:00:00 AM	40.0	2	2	40	35.0	100.0%
11/09/2021 03:00:00 AM	35.0	3	3	35	32.5	33.3%
11/09/2021 04:00:00 AM	45.0	2	2	45	42.5	50.0%
11/09/2021 05:00:00 AM	45.0	3	3	45	35.8	100.0%
11/09/2021 06:00:00 AM	46.7	12	14	50	41.5	71.4%
11/09/2021 07:00:00 AM	45.0	30	35	55	37.9	77.1%
11/09/2021 08:00:00 AM	40.0	78	92	55	36.3	73.9%
11/09/2021 09:00:00 AM	39.5	135	159	50	36.1	64.8%
11/09/2021 10:00:00 AM	36.9	235	276	55	34.9	58.3%
11/09/2021 11:00:00 AM	36.9	311	366	50	34.8	56.0%
11/09/2021 12:00:00 PM	37.3	309	363	50	34.9	59.5%
11/09/2021 01:00:00 PM	37.2	389	458	55	34.8	61.4%
11/09/2021 02:00:00 PM	36.9	338	398	55	34.8	58.5%
11/09/2021 03:00:00 PM	35.9	343	404	50	34.5	55.9%
11/09/2021 04:00:00 PM	36.9	315	371	50	34.8	55.5%
11/09/2021 05:00:00 PM	37.1	326	384	70	35.0	58.1%
11/09/2021 06:00:00 PM	36.9	244	287	50	35.0	53.3%
11/09/2021 07:00:00 PM	37.5	71	83	55	35.3	55.4%

Day/Time Ending	85th pctl (MPH)	85th pctl cnts	Total Cnts	Max Speed	Avg Speeder	% Speeders
22/07/2021 12:00:00 AM	34.6	3000	3529	65	34.9	37.5%
23/07/2021 12:00:00 AM	37.5	3905	4594	55	35.0	62.1%
24/07/2021 12:00:00 AM	37.3	4451	5236	60	35.1	58.1%
25/07/2021 12:00:00 AM	37.7	3716	4372	55	35.3	57.6%
26/07/2021 12:00:00 AM	38.3	3176	3737	60	35.4	65.9%
27/07/2021 12:00:00 AM	37.6	3670	4318	60	35.1	62.6%
28/07/2021 12:00:00 AM	37.4	3601	4237	60	35.0	61.0%
29/07/2021 12:00:00 AM	37.4	3821	4495	65	35.0	60.3%
30/07/2021 12:00:00 AM	37.7	3855	4535	55	35.2	60.7%
31/07/2021 12:00:00 AM	36.6	3949	4646	60	34.9	54.2%
01/08/2021 12:00:00 AM	38.0	3389	3987	60	35.3	62.3%
02/08/2021 12:00:00 AM	38.4	2997	3526	60	35.6	64.7%
03/08/2021 12:00:00 AM	37.6	3849	4528	55	35.2	60.4%
04/08/2021 12:00:00 AM	37.5	3986	4689	55	35.1	60.2%
05/08/2021 12:00:00 AM	37.7	3799	4469	55	35.2	60.5%
06/08/2021 12:00:00 AM	37.1	3888	4574	60	35.0	55.7%
07/08/2021 12:00:00 AM	37.7	3880	4565	60	35.2	61.1%
08/08/2021 12:00:00 AM	37.9	3625	4265	60	35.3	62.7%
09/08/2021 12:00:00 AM	38.3	2807	3302	65	35.5	64.8%
10/08/2021 12:00:00 AM	37.7	3811	4483	60	35.1	62.6%
11/08/2021 12:00:00 AM	36.9	3952	4650	65	34.9	58.0%
12/08/2021 12:00:00 AM	37.0	4297	5055	60	34.9	57.8%
13/08/2021 12:00:00 AM	37.2	4460	5247	75	34.9	61.0%
14/08/2021 12:00:00 AM	37.5	4472	5261	60	35.0	61.5%
15/08/2021 12:00:00 AM	37.7	3856	4536	65	35.2	61.1%
16/08/2021 12:00:00 AM	37.9	2958	3480	60	35.4	61.5%
17/08/2021 12:00:00 AM	37.2	3867	4549	55	35.0	58.8%
18/08/2021 12:00:00 AM	37.3	3698	4351	55	35.1	57.0%
19/08/2021 12:00:00 AM	37.4	3932	4626	70	35.1	60.2%
20/08/2021 12:00:00 AM	37.4	3998	4704	60	35.1	59.1%
21/08/2021 12:00:00 AM	37.2	4536	5337	55	34.9	59.7%
22/08/2021 12:00:00 AM	37.9	3526	4148	60	35.4	61.3%
23/08/2021 12:00:00 AM	38.0	3091	3637	65	35.4	62.8%
24/08/2021 12:00:00 AM	37.4	3862	4544	60	35.1	59.9%
25/08/2021 12:00:00 AM	37.0	3893	4580	60	34.9	57.4%
26/08/2021 12:00:00 AM	37.0	3994	4699	65	34.9	57.6%
27/08/2021 12:00:00 AM	37.3	3941	4636	60	35.1	58.5%
28/08/2021 12:00:00 AM	36.9	4439	5222	65	35.0	55.2%
29/08/2021 12:00:00 AM	38.2	3829	4505	65	35.4	63.3%
30/08/2021 12:00:00 AM	38.0	3271	3848	70	35.5	60.2%
31/08/2021 12:00:00 AM	38.0	3177	3738	60	35.3	63.9%
01/09/2021 12:00:00 AM	36.9	3498	4115	55	34.9	57.1%
02/09/2021 12:00:00 AM	36.9	3479	4093	60	35.0	56.4%
03/09/2021 12:00:00 AM	37.0	3653	4298	65	35.0	57.1%
04/09/2021 12:00:00 AM	37.1	4173	4909	60	35.0	57.1%
05/09/2021 12:00:00 AM	37.1	3511	4131	55	35.0	57.7%
06/09/2021 12:00:00 AM	37.8	3121	3672	65	35.3	60.6%
07/09/2021 12:00:00 AM	37.0	3608	4245	60	34.9	57.2%
08/09/2021 12:00:00 AM	37.1	3812	4485	75	34.9	59.0%

09/09/2021 12:00:00 AM	37.2	3982	4685	60	35.0	58.5%
10/09/2021 12:00:00 AM	36.7	3553	4180	60	34.9	55.5%
11/09/2021 12:00:00 AM	37.0	4180	4918	60	35.0	57.1%
11/09/2021 06:59:59 PM	37.3	3149	3705	70	35.1	58.5%

Incoming Weekly Counts

A170 Outward

A170 Linkfoot Lane Outward traffic

from Wed-Jul-21-2021-12-00-AM to Sat-Sep-11-2021-06-59-PM

	19/07/2021	to	25/07/2021							
	Monday	Tuesday	Wednesday	Thursday	Friday	Saturday	Sunday	Week	Weekend	Week Day 85%
Hour	19/07/2021	20/07/2021	21/07/2021	22/07/2021	23/07/2021	24/07/2021	25/07/2021	Day Avg	Avg	Avg Speed
0 - 1	*	*	4	4	9	11	17	5.67	14	40
1 - 2	*	*	2	1	0	6	6	1	6	50
2 - 3	*	*	3	1	0	6	4	1.33	5	45
3 - 4	*	*	4	2	1	2	9	2.33	5.5	49.17
4 - 5	*	*	9	2	9	4	6	6.67	5	40.83
5 - 6	*	*	27	17	24	18	9	22.67	13.5	42.1
6 - 7	*	*	66	78	64	28	23	69.33	25.5	41.83
7 - 8	*	*	173	195	159	90	49	175.67	69.5	36.97
8 - 9	*	*	269	299	275	191	148	281	169.5	35
9 - 10	*	*	296	393	349	295	242	346	268.5	35.83
10 - 11	*	*	262	387	357	384	323	335.33	353.5	36
11 - 12	*	*	297	380	429	421	378	368.67	399.5	35.47
12 - 13	*	*	251	391	454	430	422	365.33	426	36.1
13 - 14	*	*	247	379	475	397	410	367	403.5	35.77
14 - 15	*	*	238	283	430	432	350	317	391	35.67
15 - 16	*	*	303	393	520	443	310	405.33	376.5	34.77
16 - 17	*	*	294	418	494	349	340	402	344.5	35.4
17 - 18	*	*	235	367	423	324	210	341.67	267	36.6
18 - 19	*	*	188	204	302	197	185	231.33	191	38.27
19 - 20	*	*	142	142	192	113	100	158.67	106.5	38.77
20 - 21	*	*	93	126	107	94	88	108.67	91	39.27
21 - 22	*	*	69	79	86	62	78	78	70	39.77
22 - 23	*	*	37	36	52	49	18	41.67	33.5	38.6
23 - 24	*	*	20	17	25	26	12	20.67	19	41.23
Totals	0	0	3529	4594	5236	4372	3737			
% of Total	0%	0%	16.44%	21.4%	24.39%	20.37%	17.41%			

Incoming Weekly Counts  
A170 Outward  
A170 Linkfoot Lane Outward traffic

from Wed-Jul-21-2021-12-00-AM to Sat-Sep-11-2021-06-59-PM

	26/07/2021	to	01/08/2021							
	Monday	Tuesday	Wednesday	Thursday	Friday	Saturday	Sunday	Week	Weekend	Week Day 85%
Hour	26/07/2021	27/07/2021	28/07/2021	29/07/2021	30/07/2021	31/07/2021	01/08/2021	Day Avg	Avg	Avg Speed
0 - 1	8	4	5	4	7	6	13	5.6	9.5	42
1 - 2	4	0	1	1	2	2	5	1.6	3.5	39.38
2 - 3	1	0	1	2	2	1	1	1.2	1	41.25
3 - 4	3	4	1	0	1	1	3	1.8	2	41.88
4 - 5	6	5	8	5	9	3	5	6.6	4	38.18
5 - 6	19	9	17	17	18	12	10	16	11	43.66
6 - 7	63	70	69	74	72	41	22	69.6	31.5	42.96
7 - 8	180	176	176	185	142	57	77	171.8	67	38.2
8 - 9	215	254	271	268	245	163	111	250.6	137	37.46
9 - 10	321	376	370	370	296	280	238	346.6	259	37.34
10 - 11	376	373	349	377	382	370	307	371.4	338.5	37.4
11 - 12	397	384	377	388	365	417	330	382.2	373.5	37.36
12 - 13	381	367	405	377	380	434	398	382	416	36.46
13 - 14	400	348	370	344	428	394	346	378	370	36.36
14 - 15	358	332	339	344	465	408	338	367.6	373	36.02
15 - 16	330	366	368	409	428	386	330	380.2	358	36.12
16 - 17	380	351	448	401	436	355	344	403.2	349.5	36.62
17 - 18	327	328	371	387	392	239	254	361	246.5	36.22
18 - 19	215	209	210	195	220	130	129	209.8	129.5	38.4
19 - 20	156	114	118	150	154	98	117	138.4	107.5	39.66
20 - 21	88	72	106	90	76	83	70	86.4	76.5	38.52
21 - 22	48	61	67	102	66	51	39	68.8	45	38.9
22 - 23	31	20	37	26	40	32	26	30.8	29	40.24
23 - 24	11	14	11	19	20	24	13	15	18.5	40.64
Totals	4318	4237	4495	4535	4646	3987	3526			
% of Total	14.52%	14.24%	15.11%	15.25%	15.62%	13.4%	11.85%			

Incoming Weekly Counts  
A170 Outward  
A170 Linkfoot Lane Outward traffic

from Wed-Jul-21-2021-12-00-AM to Sat-Sep-11-2021-06-59-PM

	02/08/2021	to	08/08/2021							
	Monday	Tuesday	Wednesday	Thursday	Friday	Saturday	Sunday	Week	Weekend	Week Day 85%
Hour	02/08/2021	03/08/2021	04/08/2021	05/08/2021	06/08/2021	07/08/2021	08/08/2021	Day Avg	Avg	Avg Speed
0 - 1	4	3	4	4	3	15	5	3.6	10	46
1 - 2	1	2	0	4	0	4	5	1.4	4.5	38.33
2 - 3	2	3	2	2	2	2	3	2.2	2.5	38
3 - 4	1	1	2	0	2	4	3	1.2	3.5	45
4 - 5	6	4	4	3	5	4	2	4.4	3	38.76
5 - 6	34	14	23	20	17	11	3	21.6	7	39.78
6 - 7	68	76	72	77	69	38	28	72.4	33	42.58
7 - 8	154	165	154	140	157	68	49	154	58.5	38.84
8 - 9	228	235	220	234	242	179	111	231.8	145	37.56
9 - 10	313	400	387	332	336	348	240	353.6	294	37.42
10 - 11	399	465	419	377	397	384	280	411.4	332	36.96
11 - 12	408	422	358	404	374	453	333	393.2	393	37.42
12 - 13	434	459	413	399	387	457	358	418.4	407.5	36.22
13 - 14	378	372	368	399	408	457	349	385	403	36.64
14 - 15	428	346	369	333	380	389	299	371.2	344	36.94
15 - 16	397	385	429	469	378	367	311	411.6	339	36.02
16 - 17	426	376	366	454	381	363	308	400.6	335.5	36.7
17 - 18	349	340	330	357	412	261	225	357.6	243	37.36
18 - 19	196	245	199	204	239	162	153	216.6	157.5	38.72
19 - 20	131	159	126	156	168	119	110	148	114.5	39.14
20 - 21	83	120	96	110	85	72	65	98.8	68.5	38.66
21 - 22	53	57	76	59	55	44	33	60	38.5	39.18
22 - 23	28	24	41	24	37	52	23	30.8	37.5	38.98
23 - 24	7	16	11	13	31	12	6	15.6	9	40.5
Totals	4528	4689	4469	4574	4565	4265	3302			
% of Total	14.9%	15.43%	14.7%	15.05%	15.02%	14.03%	10.86%			



Incoming Weekly Counts  
A170 Outward  
A170 Linkfoot Lane Outward traffic

from Wed-Jul-21-2021-12-00-AM to Sat-Sep-11-2021-06-59-PM

	09/08/2021	to	15/08/2021							
	Monday	Tuesday	Wednesday	Thursday	Friday	Saturday	Sunday	Week	Weekend	Week Day 85%
Hour	09/08/2021	10/08/2021	11/08/2021	12/08/2021	13/08/2021	14/08/2021	15/08/2021	Day Avg	Avg	Avg Speed
0 - 1	8	5	12	6	6	7	16	7.4	11.5	42.8
1 - 2	1	1	5	2	0	1	1	1.8	1	43.12
2 - 3	2	3	4	3	1	1	6	2.6	3.5	38
3 - 4	2	0	1	0	1	3	2	0.8	2.5	40
4 - 5	9	4	8	5	9	4	0	7	2	37.26
5 - 6	18	15	15	11	16	13	3	15	8	41.26
6 - 7	63	74	71	73	68	36	21	69.8	28.5	43.82
7 - 8	144	164	169	160	155	87	42	158.4	64.5	39.02
8 - 9	235	222	254	293	245	207	113	249.8	160	36.78
9 - 10	338	410	372	428	356	374	219	380.8	296.5	37.1
10 - 11	369	436	507	482	451	406	295	449	350.5	36.84
11 - 12	432	409	512	504	433	473	376	458	424.5	37.34
12 - 13	405	465	439	468	467	463	365	448.8	414	37.08
13 - 14	412	379	373	416	420	491	353	400	422	36.84
14 - 15	409	364	380	399	459	393	334	402.2	363.5	36.5
15 - 16	373	397	463	443	501	409	350	435.4	379.5	36.14
16 - 17	431	365	459	491	483	380	334	445.8	357	35.92
17 - 18	334	354	384	365	410	278	227	369.4	252.5	36.76
18 - 19	178	209	230	261	324	177	162	240.4	169.5	37.88
19 - 20	141	149	148	180	171	124	108	157.8	116	38.7
20 - 21	69	102	118	114	117	75	74	104	74.5	38.54
21 - 22	66	75	83	82	102	78	43	81.6	60.5	39.04
22 - 23	35	27	35	40	37	37	22	34.8	29.5	41.22
23 - 24	9	21	13	21	29	19	14	18.6	16.5	40.34
Totals	4483	4650	5055	5247	5261	4536	3480			
% of Total	13.7%	14.21%	15.45%	16.04%	16.08%	13.87%	10.64%			

	16/08/2021	to	22/08/2021							
	Monday	Tuesday	Wednesday	Thursday	Friday	Saturday	Sunday	Week	Weekend	Week Day 85%
Hour	16/08/2021	17/08/2021	18/08/2021	19/08/2021	20/08/2021	21/08/2021	22/08/2021	Day Avg	Avg	Avg Speed
0 - 1	4	4	4	11	4	6	15	5.4	10.5	44.16
1 - 2	0	0	1	5	5	5	6	2.2	5.5	36.1
2 - 3	3	1	0	3	2	1	1	1.8	1	42.5
3 - 4	2	1	2	1	1	3	3	1.4	3	49
4 - 5	7	3	4	5	7	5	2	5.2	3.5	40.66
5 - 6	23	12	22	14	16	14	5	17.4	9.5	42.74
6 - 7	77	71	72	65	67	38	22	70.4	30	41.84
7 - 8	142	164	165	185	159	69	45	163	57	38.34
8 - 9	239	237	233	259	224	166	121	238.4	143.5	36.72
9 - 10	353	331	419	378	335	304	273	363.2	288.5	37.58
10 - 11	423	366	441	454	421	347	290	421	318.5	36.58
11 - 12	386	400	455	390	460	428	417	418.2	422.5	36.6
12 - 13	410	341	371	364	470	437	352	391.2	394.5	37.24
13 - 14	402	330	374	391	504	413	378	400.2	395.5	36.9
14 - 15	361	355	356	375	461	395	314	381.6	354.5	36.6
15 - 16	397	389	376	362	549	400	390	414.6	395	37.06
16 - 17	436	448	408	451	535	346	291	455.6	318.5	35.84
17 - 18	357	317	347	403	409	231	233	366.6	232	36.74
18 - 19	203	239	202	225	282	191	171	230.2	181	38.32
19 - 20	140	120	140	151	165	126	147	143.2	136.5	39
20 - 21	86	108	108	95	115	88	85	102.4	86.5	38.8
21 - 22	58	61	77	51	74	54	36	64.2	45	38.96
22 - 23	25	31	33	42	45	43	31	35.2	37	39.28
23 - 24	15	22	16	24	27	38	9	20.8	23.5	41.34
Totals	4549	4351	4626	4704	5337	4148	3637			
% of Total	14.51%	13.88%	14.76%	15%	17.02%	13.23%	11.6%			

	23/08/2021	to	29/08/2021							
	Monday	Tuesday	Wednesday	Thursday	Friday	Saturday	Sunday	Week	Weekend	Week Day 85%
Hour	23/08/2021	24/08/2021	25/08/2021	26/08/2021	27/08/2021	28/08/2021	29/08/2021	Day Avg	Avg	Avg Speed
0 - 1	8	4	6	6	3	7	10	5.4	8.5	44.66
1 - 2	2	2	1	1	2	2	9	1.6	5.5	44
2 - 3	2	8	2	1	1	1	4	2.8	2.5	44
3 - 4	2	1	1	0	0	2	2	0.8	2	41.67
4 - 5	4	3	10	4	7	5	2	5.6	3.5	40.5
5 - 6	23	12	19	16	17	7	4	17.4	5.5	44.7
6 - 7	69	69	65	73	52	28	26	65.6	27	41.26
7 - 8	186	182	189	171	148	74	52	175.2	63	38.3
8 - 9	245	230	233	258	240	181	131	241.2	156	37.22
9 - 10	372	375	418	398	379	361	258	388.4	309.5	37.42
10 - 11	410	452	422	376	420	423	359	416	391	36.44
11 - 12	426	423	413	403	445	518	423	422	470.5	36.42
12 - 13	410	420	384	412	422	459	419	409.6	439	36.26
13 - 14	384	351	370	374	454	435	398	386.6	416.5	36.4
14 - 15	390	372	358	395	505	398	385	404	391.5	36.06
15 - 16	341	373	378	338	531	393	344	392.2	368.5	36.32
16 - 17	454	396	431	466	527	376	315	454.8	345.5	36.3
17 - 18	328	341	359	361	445	288	254	366.8	271	36.66
18 - 19	176	214	267	214	275	212	162	229.2	187	38.36
19 - 20	129	146	149	155	144	135	123	144.6	129	38.64
20 - 21	89	86	111	101	95	86	77	96.4	81.5	38.14
21 - 22	59	66	58	70	47	46	51	60	48.5	39.4
22 - 23	29	35	38	28	36	46	30	33.2	38	41.56
23 - 24	6	19	17	15	27	22	10	16.8	16	43.1
Totals	4544	4580	4699	4636	5222	4505	3848			
% of Total	14.18%	14.3%	14.67%	14.47%	16.3%	14.06%	12.01%			

	30/08/2021	to	05/09/2021							
	Monday	Tuesday	Wednesday	Thursday	Friday	Saturday	Sunday	Week	Weekend	Week Day 85%
Hour	30/08/2021	31/08/2021	01/09/2021	02/09/2021	03/09/2021	04/09/2021	05/09/2021	Day Avg	Avg	Avg Speed
0 - 1	6	0	7	6	0	9	13	3.8	11	39.17
1 - 2	9	2	1	0	1	5	2	2.6	3.5	44.7
2 - 3	2	0	1	4	2	3	4	1.8	3.5	40.62
3 - 4	4	0	5	0	3	3	0	2.4	1.5	41.67
4 - 5	3	5	6	3	10	8	2	5.4	5	37
5 - 6	13	10	24	19	23	12	8	17.8	10	43.32
6 - 7	21	81	68	77	77	25	23	64.8	24	41.38
7 - 8	70	179	161	180	156	80	55	149.2	67.5	38.02
8 - 9	142	204	203	243	205	154	144	199.4	149	37.14
9 - 10	308	338	283	338	308	318	292	315	305	37.34
10 - 11	335	371	272	391	383	380	328	350.4	354	37.24
11 - 12	396	388	380	371	445	425	386	396	405.5	36.42
12 - 13	400	333	319	352	421	399	429	365	414	36.82
13 - 14	384	310	364	313	435	370	344	361.2	357	36.52
14 - 15	352	341	336	326	468	358	351	364.6	354.5	36.52
15 - 16	358	363	360	351	485	421	303	383.4	362	36.4
16 - 17	322	392	424	418	497	389	294	410.6	341.5	36.08
17 - 18	248	314	351	366	389	284	248	333.6	266	36.84
18 - 19	152	175	183	195	263	190	168	193.6	179	39.02
19 - 20	91	127	141	138	158	118	134	131	126	37.82
20 - 21	74	85	87	97	85	72	71	85.6	71.5	37.3
21 - 22	24	45	69	65	37	46	44	48	45	38.92
22 - 23	17	36	34	35	41	36	21	32.6	28.5	39.4
23 - 24	7	16	14	10	17	26	8	12.8	17	41.4
Totals	3738	4115	4093	4298	4909	4131	3672			
% of Total	12.91%	14.21%	14.14%	14.84%	16.95%	14.27%	12.68%			

	06/09/2021	to	12/09/2021							
	Monday	Tuesday	Wednesday	Thursday	Friday	Saturday	Sunday	Week	Weekend	Week Day 85%
Hour	06/09/2021	07/09/2021	08/09/2021	09/09/2021	10/09/2021	11/09/2021	12/09/2021	Day Avg	Avg	Avg Speed
0 - 1	4	3	3	1	4	5	*	3	5	42
1 - 2	1	1	1	0	1	2	*	0.8	2	38.75
2 - 3	3	1	3	1	1	3	*	1.8	3	42
3 - 4	1	0	4	2	4	2	*	2.2	2	45.62
4 - 5	7	3	9	6	9	3	*	6.8	3	39.66
5 - 6	33	13	24	22	18	14	*	22	14	42.5
6 - 7	77	79	100	79	78	35	*	82.6	35	41.2
7 - 8	179	212	190	166	174	92	*	184.2	92	37.6
8 - 9	244	259	247	284	241	159	*	255	159	36.8
9 - 10	294	314	361	269	299	276	*	307.4	276	36.7
10 - 11	311	449	428	315	326	366	*	365.8	366	36.68
11 - 12	339	425	462	331	391	363	*	389.6	363	36.9
12 - 13	388	394	422	315	463	458	*	396.4	458	36.92
13 - 14	378	315	382	379	362	398	*	363.2	398	36.32
14 - 15	363	330	341	330	463	404	*	365.4	404	36.76
15 - 16	394	391	394	375	567	371	*	424.2	371	36.22
16 - 17	393	417	387	459	455	384	*	422.2	384	36.06
17 - 18	323	351	361	342	438	287	*	363	287	37.06
18 - 19	211	206	209	215	257	83	*	219.6	83	37.52
19 - 20	139	136	137	137	175	*	*	144.8	0	37.26
20 - 21	89	98	108	79	95	*	*	93.8	0	36.32
21 - 22	37	53	65	31	43	*	*	45.8	0	39.74
22 - 23	30	25	38	22	35	*	*	30	0	39.48
23 - 24	7	10	9	20	19	*	*	13	0	41.56
Totals	4245	4485	4685	4180	4918	3705	0			
% of Total	16.19%	17.11%	17.87%	15.94%	18.76%	14.13%	0%			

Incoming Monthly Counts

A170 Outward

from Wed-Jul-21-2021-12-00-AM to Sat-Sep-11-2021-06-59-PM

A170 Linkfoot Lane Outward traffic

Hour	Jul 2021							Week Day Avg	Weekend Avg	Week Day 85% Avg Speed
	Monday	Tuesday	Wednesday	Thursday	Friday	Saturday	Sunday			
0 - 1	8	4	9	8	16	17	17	9	17	42
1 - 2	4	0	3	2	2	8	6	2.2	7	46.88
2 - 3	1	0	4	3	2	7	4	2	5.5	43.75
3 - 4	3	4	5	2	2	3	9	3.2	6	47
4 - 5	6	5	17	7	18	7	6	10.6	6.5	38.34
5 - 6	19	9	44	34	42	30	9	29.6	19.5	43.84
6 - 7	63	70	135	152	136	69	23	111.2	46	42.58
7 - 8	180	176	349	380	301	147	49	277.2	98	37.84
8 - 9	215	254	540	567	520	354	148	419.2	251	36.72
9 - 10	321	376	666	763	645	575	242	554.2	408.5	37.1
10 - 11	376	373	611	764	739	754	323	572.6	538.5	37.1
11 - 12	397	384	674	768	794	838	378	603.4	608	36.84
12 - 13	381	367	656	768	834	864	422	601.2	643	36.62
13 - 14	400	348	617	723	903	791	410	598.2	600.5	36.28
14 - 15	358	332	577	627	895	840	350	557.8	595	35.98
15 - 16	330	366	671	802	948	829	310	623.4	569.5	35.92
16 - 17	380	351	742	819	930	704	340	644.4	522	36.34
17 - 18	327	328	606	754	815	563	210	566	386.5	36.62
18 - 19	215	209	398	399	522	327	185	348.6	256	38.34
19 - 20	156	114	260	292	346	211	100	233.6	155.5	39.2
20 - 21	88	72	199	216	183	177	88	151.6	132.5	38.56
21 - 22	48	61	136	181	152	113	78	115.6	95.5	39.38
22 - 23	31	20	74	62	92	81	18	55.8	49.5	40.1
23 - 24	11	14	31	36	45	50	12	27.4	31	40.96
Totals	4318	4237	8024	9129	9882	8359	3737			
% of Total	9.06%	8.89%	16.83%	19.14%	20.72%	17.53%	7.84%			

Incoming Monthly Counts

A170 Outward

from Wed-Jul-21-2021-12-00-AM to Sat-Sep-11-2021-06-59-PM

A170 Linkfoot Lane Outward traffic

Hour	Aug 2021							Week Day Avg	Weekend Avg	Week Day 85% Avg Speed
	Monday	Tuesday	Wednesday	Thursday	Friday	Saturday	Sunday			
0 - 1	30	16	26	27	16	35	59	23	47	46.18
1 - 2	13	7	7	12	7	12	26	9.2	19	42.66
2 - 3	11	15	8	9	6	5	15	9.8	10	42.26
3 - 4	11	3	6	1	4	12	13	5	12.5	48.5
4 - 5	29	19	26	17	28	18	11	23.8	14.5	39.38
5 - 6	111	63	79	61	66	45	25	76	35	42.16
6 - 7	298	371	280	288	256	140	119	298.6	129.5	42.42
7 - 8	696	854	677	656	619	298	265	700.4	281.5	38.6
8 - 9	1089	1128	940	1044	951	733	587	1030.4	660	37.14
9 - 10	1684	1854	1596	1536	1406	1387	1228	1615.2	1307.5	37.46
10 - 11	1936	2090	1789	1689	1689	1560	1531	1838.6	1545.5	36.84
11 - 12	2048	2042	1738	1701	1712	1872	1879	1848.2	1875.5	36.94
12 - 13	2059	2018	1607	1643	1746	1816	1892	1814.6	1854	36.84
13 - 14	1960	1742	1485	1580	1786	1796	1824	1710.6	1810	36.74
14 - 15	1940	1778	1463	1502	1805	1575	1670	1697.6	1622.5	36.6
15 - 16	1866	1907	1646	1612	1959	1569	1725	1798	1647	36.42
16 - 17	2069	1977	1664	1862	1926	1465	1592	1899.6	1528.5	36.18
17 - 18	1616	1666	1420	1486	1676	1058	1193	1572.8	1125.5	36.92
18 - 19	905	1082	898	904	1120	742	777	981.8	759.5	38.4
19 - 20	632	701	563	642	648	504	605	637.2	554.5	38.84
20 - 21	401	501	433	420	412	321	371	433.4	346	38.52
21 - 22	260	304	294	262	278	222	202	279.6	212	39.12
22 - 23	134	153	147	134	155	178	132	144.6	155	40.42
23 - 24	44	94	57	73	114	91	52	76.4	71.5	41.22
Totals	21842	22385	18849	19161	20385	17454	17793			
% of Total	15.84%	16.24%	13.67%	13.9%	14.79%	12.66%	12.91%			

Incoming Monthly Counts  
A170 Outward  
A170 Linkfoot Lane Outward traffic

from Wed-Jul-21-2021-12-00-AM to Sat-Sep-11-2021-06-59-PM

Hour	Sep 2021							Week Day Avg	Weekend Avg	Week Day 85% Avg Speed
	Monday	Tuesday	Wednesday	Thursday	Friday	Saturday	Sunday			
0 - 1	4	3	10	7	4	14	13	5.6	13.5	41
1 - 2	1	1	2	0	2	7	2	1.2	4.5	42.5
2 - 3	3	1	4	5	3	6	4	3.2	5	42.16
3 - 4	1	0	9	2	7	5	0	3.8	2.5	46.88
4 - 5	7	3	15	9	19	11	2	10.6	6.5	39.26
5 - 6	33	13	48	41	41	26	8	35.2	17	42.9
6 - 7	77	79	168	156	155	60	23	127	41.5	41.44
7 - 8	179	212	351	346	330	172	55	283.6	113.5	37.46
8 - 9	244	259	450	527	446	313	144	385.2	228.5	37.06
9 - 10	294	314	644	607	607	594	292	493.2	443	36.84
10 - 11	311	449	700	706	709	746	328	575	537	36.92
11 - 12	339	425	842	702	836	788	386	628.8	587	36.72
12 - 13	388	394	741	667	884	857	429	614.8	643	36.7
13 - 14	378	315	746	692	797	768	344	585.6	556	36.54
14 - 15	363	330	677	656	931	762	351	591.4	556.5	36.52
15 - 16	394	391	754	726	1052	792	303	663.4	547.5	36.32
16 - 17	393	417	811	877	952	773	294	690	533.5	36.06
17 - 18	323	351	712	708	827	571	248	584.2	409.5	37
18 - 19	211	206	392	410	520	273	168	347.8	220.5	37.78
19 - 20	139	136	278	275	333	118	134	232.2	126	37.4
20 - 21	89	98	195	176	180	72	71	147.6	71.5	36.26
21 - 22	37	53	134	96	80	46	44	80	45	39.44
22 - 23	30	25	72	57	76	36	21	52	28.5	40.06
23 - 24	7	10	23	30	36	26	8	21.2	17	42.04
Totals	4245	4485	8778	8478	9827	7836	3672			
% of Total	8.97%	9.48%	18.55%	17.92%	20.77%	16.56%	7.76%			



Incoming Weekly Speeds  
A170 Outward  
A170 Linkfoot Lane Outward traffic

from Wed-Jul-21-2021-12-00-AM to Sat-Sep-11-2021-06-59-PM

	19/07/2021	to	25/07/2021							
	Monday	Tuesday	Wednesday	Thursday	Friday	Saturday	Sunday	Week	Weekend	Week Day 85%
Hour	19/07/2021	20/07/2021	21/07/2021	22/07/2021	23/07/2021	24/07/2021	25/07/2021	Day Avg	Avg	Avg Speed
0 - 1	*	*	30.75	37	32.22	36.64	37.53	33	37.18	40
1 - 2	*	*	39.5	42	0	38	37.33	40.33	37.67	50
2 - 3	*	*	43.67	37	0	38	42.25	42	39.7	45
3 - 4	*	*	43.5	37	52	37	32.78	42.86	33.55	49.17
4 - 5	*	*	29.33	37	35.44	37	39.67	32.85	38.6	40.83
5 - 6	*	*	34.52	35.82	34.96	32.06	30.56	35	31.56	42.1
6 - 7	*	*	31.35	35.49	35	34.5	34.91	34.02	34.69	41.83
7 - 8	*	*	28.2	32.69	32.28	35.01	33.78	31.09	34.58	36.97
8 - 9	*	*	27.36	31.88	30.08	30.91	33.41	29.85	32	35
9 - 10	*	*	28.07	31.85	31.27	32.22	33.52	30.58	32.81	35.83
10 - 11	*	*	27.87	31.95	30.86	30.65	32.73	30.5	31.6	36
11 - 12	*	*	27.6	30.97	30.48	29.99	31.82	29.88	30.85	35.47
12 - 13	*	*	28.45	31.21	31.47	31.39	31.95	30.69	31.67	36.1
13 - 14	*	*	29.23	30.93	30.82	31.61	31.47	30.5	31.54	35.77
14 - 15	*	*	28.32	31.23	30.78	31.12	32.33	30.3	31.66	35.67
15 - 16	*	*	28.31	30.45	29.97	31.91	32.11	29.71	31.99	34.77
16 - 17	*	*	27.74	30.9	31.53	31.36	31.35	30.39	31.36	35.4
17 - 18	*	*	28.92	31.92	31.74	30.95	32.16	31.16	31.43	36.6
18 - 19	*	*	31.51	33	32.37	31.82	31.51	32.32	31.67	38.27
19 - 20	*	*	32.59	31.79	32.71	30.12	33.95	32.4	31.92	38.77
20 - 21	*	*	33.09	31.54	33.97	29.46	32.65	32.78	31	39.27
21 - 22	*	*	34.25	32.34	33.37	31.77	32.23	33.28	32.03	39.77
22 - 23	*	*	30.89	33.17	32.21	33.29	35.06	32.1	33.76	38.6
23 - 24	*	*	33.35	34.06	33.44	32.69	32.17	33.58	32.53	41.23
Totals	0	0	758.3	803.2	729.1	789.5	809.3			
% of Total	0%	0%	19.5%	20.65%	18.75%	20.3%	20.81%			

Incoming Weekly Speeds  
A170 Outward  
A170 Linkfoot Lane Outward traffic

from Wed-Jul-21-2021-12-00-AM to Sat-Sep-11-2021-06-59-PM

	26/07/2021	to	01/08/2021							
	Monday	Tuesday	Wednesday	Thursday	Friday	Saturday	Sunday	Week	Weekend	Week Day 85%
Hour	26/07/2021	27/07/2021	28/07/2021	29/07/2021	30/07/2021	31/07/2021	01/08/2021	Day Avg	Avg	Avg Speed
0 - 1	37.12	33.5	40	42	37.29	37	32.62	37.86	34	42
1 - 2	36	0	27	37	37	34.5	40	35.25	38.43	39.38
2 - 3	32	0	32	37	42	42	27	37	34.5	41.25
3 - 4	33.67	32.25	27	0	47	32	35.33	33.78	34.5	41.88
4 - 5	28.83	34	32.88	36.2	31.67	32	41	32.48	37.62	38.18
5 - 6	36.42	37.22	37	35.12	36.22	35.92	33.6	36.31	34.86	43.66
6 - 7	34	34.91	35.74	36.61	34.88	34.34	34.82	35.26	34.51	42.96
7 - 8	31.54	32.53	31.26	32.25	31.71	32.3	33.84	31.87	33.19	38.2
8 - 9	31.59	31.94	31.32	30.83	31.33	32.45	32.45	31.39	32.45	37.46
9 - 10	31.81	31.97	31.51	32.34	30.16	33.14	32.64	31.61	32.91	37.34
10 - 11	31.92	31.76	31.93	31.36	30.97	31.39	32.49	31.58	31.89	37.4
11 - 12	31.46	31.25	31.64	31.86	31.64	31.72	32.13	31.57	31.9	37.36
12 - 13	31.9	30.97	30.63	30.62	30.43	31.23	31.76	30.91	31.48	36.46
13 - 14	30.83	30.79	31.32	31.62	29.84	31.18	31.92	30.84	31.53	36.36
14 - 15	31.52	30.77	30.67	30.69	30.23	31.4	31.76	30.75	31.57	36.02
15 - 16	31.58	31.6	30.32	30.16	30.94	31.17	31.38	30.89	31.27	36.12
16 - 17	31.43	30.85	30.43	31.3	30.94	31.06	31.92	30.97	31.49	36.62
17 - 18	31.15	31.03	31.38	31.53	28.07	32.13	32.25	30.59	32.19	36.22
18 - 19	32.03	31.78	32.87	32.87	31.3	33.12	33.18	32.15	33.15	38.4
19 - 20	32.83	32.4	31.89	32.87	33.84	33.36	33	32.83	33.16	39.66
20 - 21	32.08	30.68	32.06	33.37	32.86	32.59	33.43	32.25	32.97	38.52
21 - 22	33.21	32.51	33.3	32.11	30.94	33	33.9	32.34	33.39	38.9
22 - 23	33.13	32.5	33.59	34.08	33.1	32.53	33.85	33.31	33.12	40.24
23 - 24	37.73	35	33.64	36.74	32.3	34.42	36.08	34.92	35	40.64
Totals	785.5	712.1	771.3	770.6	796.5	795.9	802.3			
% of Total	14.45%	13.1%	14.19%	14.18%	14.66%	14.65%	14.76%			

Incoming Weekly Speeds  
A170 Outward  
A170 Linkfoot Lane Outward traffic

from Wed-Jul-21-2021-12-00-AM to Sat-Sep-11-2021-06-59-PM

	02/08/2021	to	08/08/2021							
	Monday	Tuesday	Wednesday	Thursday	Friday	Saturday	Sunday	Week	Weekend	Week Day 85%
Hour	02/08/2021	03/08/2021	04/08/2021	05/08/2021	06/08/2021	07/08/2021	08/08/2021	Day Avg	Avg	Avg Speed
0 - 1	39.5	42	30.75	38.5	38.67	35.8	36	37.61	35.85	46
1 - 2	47	29.5	0	27	0	35.75	38	30.57	37	38.33
2 - 3	34.5	30.33	37.5	34.5	29.5	39.5	28.67	33	33	38
3 - 4	32	52	34.5	0	34.5	37	43.67	37	39.86	45
4 - 5	33	33.25	38.25	33.67	31.2	36	34.5	33.68	35.5	38.76
5 - 6	34.71	35.86	35.35	33.55	31.71	37.55	35.33	34.31	37.07	39.78
6 - 7	34.18	35.72	36.18	34.96	33.65	32.08	34.04	34.97	32.91	42.58
7 - 8	31.97	32.04	32.77	33.23	31.66	32.41	32.96	32.31	32.64	38.84
8 - 9	31.22	31.92	31.27	32.23	31.42	31.83	31.88	31.62	31.85	37.56
9 - 10	31.16	32.53	31.6	30.22	31.79	31.39	32.05	31.51	31.66	37.42
10 - 11	31.54	32.27	31.84	29.46	31.3	32.06	32.94	31.34	32.43	36.96
11 - 12	32.14	31.94	31.56	30.97	31.12	31.25	32.75	31.56	31.89	37.42
12 - 13	31.02	30.76	30.99	31.02	30.47	31.42	32.27	30.86	31.79	36.22
13 - 14	30.9	30.94	31.88	30.76	30.92	31.46	31.46	31.07	31.46	36.64
14 - 15	31.38	30.89	30.96	30.99	31.28	31.77	31.26	31.12	31.55	36.94
15 - 16	31.24	30.14	30.66	29.68	31.15	31.53	32.54	30.54	31.99	36.02
16 - 17	31.27	29.98	31.16	30.32	31.82	31.65	31.53	30.9	31.59	36.7
17 - 18	31.25	31.09	31.05	31.51	31.34	32.05	31.56	31.26	31.82	37.36
18 - 19	32.95	31.46	32.5	32.49	33.63	33.39	32.46	32.59	32.94	38.72
19 - 20	32.8	31.2	33.48	32.14	33.46	33.04	33.02	32.58	33.03	39.14
20 - 21	32.13	31.67	31.67	32.28	34.66	33.54	32.17	32.4	32.89	38.66
21 - 22	32.55	31.82	32.46	32.31	33.36	32.59	33.45	32.49	32.96	39.18
22 - 23	32.86	31.92	32.88	34.96	34.54	33.15	34.22	33.45	33.48	38.98
23 - 24	36.43	34.44	32.55	32.23	33.29	33.92	29.5	33.53	32.44	40.5
Totals	799.6	795.5	754	739	746.5	802.1	798.4			
% of Total	14.71%	14.64%	13.87%	13.6%	13.73%	14.76%	14.69%			

Incoming Weekly Speeds  
 A170 Outward  
 A170 Linkfoot Lane Outward traffic

from Wed-Jul-21-2021-12-00-AM to Sat-Sep-11-2021-06-59-PM

	09/08/2021	to	15/08/2021							
	Monday	Tuesday	Wednesday	Thursday	Friday	Saturday	Sunday	Week	Weekend	Week Day 85%
Hour	09/08/2021	10/08/2021	11/08/2021	12/08/2021	13/08/2021	14/08/2021	15/08/2021	Day Avg	Avg	Avg Speed
0 - 1	34	40	27.25	36.33	39.67	36.57	34.62	33.92	35.22	42.8
1 - 2	47	32	28.2	39.5	0	42	42	33.22	42	43.12
2 - 3	37.5	32	29.75	32	37	47	37	32.54	38.43	38
3 - 4	42	0	32	0	32	37.33	47	37	41.2	40
4 - 5	32	33.5	29.12	32.2	33.78	34.75	0	32	34.75	37.26
5 - 6	32.83	33.27	37.67	32.64	35.12	36.46	28.67	34.35	35	41.26
6 - 7	36.62	35.27	36.51	35.62	35.47	36.25	33.43	35.88	35.21	43.82
7 - 8	32.44	31.61	33.73	32.06	32.06	33.48	32.14	32.39	33.05	39.02
8 - 9	30.64	30.85	31.16	30.92	31.35	31.84	31.64	30.99	31.77	36.78
9 - 10	31.62	30.41	31.87	31.16	31.48	31.72	32.49	31.28	32	37.1
10 - 11	31.96	31.14	31.5	31.61	30.01	31.41	31.29	31.23	31.36	36.84
11 - 12	31.4	32.14	31.05	31	31.15	30.89	31.24	31.32	31.04	37.34
12 - 13	31.76	31.66	30.51	31.21	31.61	32.18	31.85	31.35	32.03	37.08
13 - 14	31.44	31.18	30.62	31.44	31.82	30.85	30.87	31.32	30.86	36.84
14 - 15	31.39	30.95	30.93	31.03	31.51	31.55	31.38	31.18	31.47	36.5
15 - 16	31.36	29.46	30.81	30.76	31.73	31.32	31.17	30.86	31.25	36.14
16 - 17	31.33	30.41	29.78	31.19	30.89	30.82	31.06	30.73	30.93	35.92
17 - 18	31.51	30.44	30.58	31.66	31.01	32.01	32.56	31.03	32.26	36.76
18 - 19	32.29	31	30.84	31.88	32.44	32.69	32.73	31.74	32.71	37.88
19 - 20	32.56	31.7	32.18	32.84	33.29	31.88	34.82	32.55	33.25	38.7
20 - 21	33.35	32.15	32.41	33.01	31.86	31.77	32.47	32.49	32.12	38.54
21 - 22	34.21	32.73	31.34	31.6	31.9	29.92	32.37	32.25	30.79	39.04
22 - 23	32.94	35.26	33.2	33.53	35.05	33.92	33.41	33.94	33.73	41.22
23 - 24	33.44	33.1	32.62	34.24	32.66	34.68	35.93	33.18	35.21	40.34
Totals	807.4	742.2	755.6	749.3	755.1	813.3	772.1			
% of Total	14.97%	13.76%	14.01%	13.89%	14%	15.08%	14.31%			

	16/08/2021	to	22/08/2021							
	Monday	Tuesday	Wednesday	Thursday	Friday	Saturday	Sunday	Week	Weekend	Week Day 85%
Hour	16/08/2021	17/08/2021	18/08/2021	19/08/2021	20/08/2021	21/08/2021	22/08/2021	Day Avg	Avg	Avg Speed
0 - 1	33.5	35.75	43.5	41.36	35.75	37.17	32.67	38.85	33.95	44.16
1 - 2	0	0	27	40.2	28.2	46	32.17	33.55	38.45	36.1
2 - 3	29	32	0	35.33	42	42	52	34.33	47	42.5
3 - 4	32	52	39.5	52	47	40.33	35.67	42	38	49
4 - 5	36.71	37	33.25	34	35.57	36	39.5	35.38	37	40.66
5 - 6	32.7	35.25	35.14	31.07	32.88	34.07	31.2	33.44	33.32	42.74
6 - 7	35.55	34.06	34.71	33.63	33.79	35.05	34.5	34.39	34.85	41.84
7 - 8	31.46	30.93	33.49	32.18	32.14	34.52	32.04	32.06	33.54	38.34
8 - 9	30.82	31.25	31.14	30.95	31.36	31.66	31.36	31.1	31.53	36.72
9 - 10	31.23	30.95	31.54	31.4	31.94	31.62	31.65	31.42	31.64	37.58
10 - 11	30.29	31.11	31.65	30.63	30.82	31.52	32.79	30.9	32.1	36.58
11 - 12	31.29	30.66	30.89	31.67	30.69	31.31	31.85	31.02	31.58	36.6
12 - 13	31.38	31.42	31.55	31.56	30.97	31.42	31.7	31.36	31.54	37.24
13 - 14	31.34	31.72	31.3	30.75	31.17	30.96	31.25	31.23	31.1	36.9
14 - 15	31.19	30.59	30.78	31.42	31.08	32.13	31.52	31.02	31.86	36.6
15 - 16	31	30.88	31.42	30.88	30.82	32.03	31.33	30.99	31.68	37.06
16 - 17	30.67	30.13	30.53	30.41	31.28	31.38	31.51	30.63	31.44	35.84
17 - 18	31.01	30.62	30.37	31.08	31.4	31.52	32.88	30.92	32.2	36.74
18 - 19	31.61	32.08	32.29	31.64	32.68	32.42	32.2	32.09	32.32	38.32
19 - 20	32.24	33.42	31.95	32.72	32.64	33.66	33.1	32.57	33.36	39
20 - 21	32.55	31.56	32.1	33.06	31.61	32.2	32.6	32.13	32.4	38.8
21 - 22	32.33	32.48	32.91	33.47	32.15	31.54	32.53	32.64	31.93	38.96
22 - 23	32.92	33.81	33.39	34.43	31	31.12	32.26	33.03	31.59	39.28
23 - 24	35.2	35.45	32.56	34.75	33.63	31.29	32.11	34.34	31.45	41.34
Totals	737.8	765.2	752.9	810.6	792.6	812.9	802.4			
% of Total	13.48%	13.98%	13.75%	14.81%	14.48%	14.85%	14.66%			

	23/08/2021	to	29/08/2021							
	Monday	Tuesday	Wednesday	Thursday	Friday	Saturday	Sunday	Week	Weekend	Week Day 85%
Hour	23/08/2021	24/08/2021	25/08/2021	26/08/2021	27/08/2021	28/08/2021	29/08/2021	Day Avg	Avg	Avg Speed
0 - 1	35.12	38.25	38.83	35.67	40.33	39.29	35.8	37.11	37.24	44.66
1 - 2	34.5	34.5	32	47	44.5	47	42.78	38.25	43.55	44
2 - 3	29.5	34.62	39.5	47	42	57	35.75	36	40	44
3 - 4	32	37	47	0	0	27	37.5	37	32.25	41.67
4 - 5	39.5	37	33.8	33.25	30	38.2	42	33.93	39.29	40.5
5 - 6	34.87	34.42	34.53	37.88	36.71	40.57	37	35.64	39.27	44.7
6 - 7	32.97	34.43	35.89	33.99	32.73	34.64	31.58	34.05	33.17	41.26
7 - 8	31.53	31.91	32.23	32.26	31.66	32.59	32.25	31.92	32.45	38.3
8 - 9	31.06	30.99	31.91	31.87	30.78	33.49	31.95	31.33	32.84	37.22
9 - 10	31.16	30.84	31.28	31.65	31.36	32.07	32.33	31.26	32.18	37.42
10 - 11	30.73	30.77	31.28	31.01	30.21	31.85	32.3	30.8	32.05	36.44
11 - 12	31.36	31.22	30.81	31.14	29.26	32.09	30.22	30.74	31.25	36.42
12 - 13	32.04	30.7	31.03	30.78	29.53	31.97	32.2	30.81	32.08	36.26
13 - 14	31.54	30.58	30.62	30.83	30.36	31.74	32.25	30.78	31.98	36.4
14 - 15	31.43	30.58	30.06	30.68	31.07	31.58	31.16	30.79	31.37	36.06
15 - 16	31.22	30.5	30.68	31.54	30.78	31.46	31.12	30.91	31.3	36.32
16 - 17	30.86	31.28	30.94	30.17	30.91	31.38	30.64	30.82	31.04	36.3
17 - 18	30.8	31.18	30.37	31.32	31.65	31.49	31.46	31.1	31.47	36.66
18 - 19	32.42	32.17	31.31	33	32.91	31.85	31.47	32.34	31.69	38.36
19 - 20	31.91	32.3	32.25	30.85	32.44	33.01	31.8	31.94	32.43	38.64
20 - 21	32.7	31.05	31.41	31.46	33.29	32.47	32.35	31.96	32.41	38.14
21 - 22	33.86	31.2	32.72	33.06	32.38	31.3	35.14	32.64	33.32	39.4
22 - 23	33.38	34.17	33.79	33.04	34.42	33.57	31.87	33.81	32.89	41.56
23 - 24	40.5	35.63	32.88	37.2	33.78	32.5	36.3	35.11	33.69	43.1
Totals	787	787.2	797	776.7	763.2	830.3	809.2			
% of Total	14.18%	14.18%	14.36%	13.99%	13.75%	14.96%	14.58%			

	30/08/2021	to	05/09/2021							
	Monday	Tuesday	Wednesday	Thursday	Friday	Saturday	Sunday	Week	Weekend	Week Day 85%
Hour	30/08/2021	31/08/2021	01/09/2021	02/09/2021	03/09/2021	04/09/2021	05/09/2021	Day Avg	Avg	Avg Speed
0 - 1	37.5	0	33.43	30.5	0	32.11	34.62	33.79	33.59	39.17
1 - 2	41.22	34.5	42	0	42	41	39.5	40.31	40.57	44.7
2 - 3	42.5	0	37	32.5	34.5	37	34.5	35.67	35.57	40.62
3 - 4	33.25	0	34.2	0	35.33	32	0	34.17	32	41.67
4 - 5	30.33	34	29.5	32	31.2	36	42	31.33	37.2	37
5 - 6	35.62	35.6	35.5	35.05	35.57	36.25	35.38	35.45	35.9	43.32
6 - 7	32.29	32.74	34.4	34.1	34.96	33.32	34.04	33.91	33.67	41.38
7 - 8	32.77	31.63	31.63	31.37	32.08	32.56	34.38	31.77	33.3	38.02
8 - 9	31.26	31.51	30.78	31.01	31.45	31.97	31.99	31.19	31.98	37.14
9 - 10	31.94	31.07	31.8	31.2	30.38	30.7	31.8	31.27	31.23	37.34
10 - 11	31.9	30.73	31.7	31.23	31.29	31.23	31.84	31.34	31.51	37.24
11 - 12	31.5	31.09	30.67	30.85	30.19	30.35	31.36	30.84	30.83	36.42
12 - 13	32.31	31.41	31.01	30.65	30.84	31.19	31.1	31.26	31.14	36.82
13 - 14	31.55	30.98	30.2	31.46	30.87	30.52	31.47	31	30.98	36.52
14 - 15	31.88	31.03	30.75	31.02	30.66	31.08	31.18	31.05	31.13	36.52
15 - 16	31.11	30.79	31.09	30.68	30.42	30.93	31.54	30.79	31.19	36.4
16 - 17	31.67	29.94	30.71	30.59	30.99	30.36	31.85	30.76	31	36.08
17 - 18	32.5	30.54	31.38	30.72	31.51	31.37	30.98	31.27	31.19	36.84
18 - 19	33.23	32.37	31.65	32.88	32.68	32.12	32.3	32.55	32.21	39.02
19 - 20	32.48	31.42	31.67	31.3	31.51	31.31	31.87	31.62	31.6	37.82
20 - 21	32.82	32.2	30.62	30.27	31.31	32.15	30.37	31.37	31.27	37.3
21 - 22	33.33	31.82	30.78	31.54	34.32	31.83	32.05	31.98	31.93	38.92
22 - 23	31.47	33.31	32.94	33.09	32.73	33.64	34.67	32.85	34.02	39.4
23 - 24	30.71	34.12	35.36	38.7	37	33.65	34.62	35.5	33.88	41.4
Totals	797	672.6	780.9	702.9	753.8	784.6	765.4			
% of Total	15.16%	12.79%	14.85%	13.37%	14.34%	14.92%	14.56%			

	06/09/2021	to	12/09/2021							
	Monday	Tuesday	Wednesday	Thursday	Friday	Saturday	Sunday	Week	Weekend	Week Day 85%
Hour	06/09/2021	07/09/2021	08/09/2021	09/09/2021	10/09/2021	11/09/2021	12/09/2021	Day Avg	Avg	Avg Speed
0 - 1	36	29	38.67	37	41	41	*	36.53	41	42
1 - 2	47	27	37	0	32	34.5	*	35.75	34.5	38.75
2 - 3	43.67	37	35.33	32	37	25.67	*	38.11	25.67	42
3 - 4	42	0	37	39.5	37	34.5	*	37.91	34.5	45.62
4 - 5	33.57	33.67	31	35.5	32.33	35.33	*	32.91	35.33	39.66
5 - 6	31.91	35.77	32.88	36.36	35.61	37.14	*	34.07	37.14	42.5
6 - 7	32.99	34.58	33.68	34.32	34.79	34.94	*	34.06	34.94	41.2
7 - 8	31.09	31.94	32.54	31.37	31.91	33.96	*	31.79	33.96	37.6
8 - 9	30.69	31.46	31.52	30.17	30.3	32.65	*	30.82	32.65	36.8
9 - 10	31.11	31.04	31.53	30.45	30.82	30.97	*	31.02	30.97	36.7
10 - 11	31.08	31.42	31.1	31.13	30.98	30.95	*	31.16	30.95	36.68
11 - 12	31.16	31.04	30.48	30.62	31.18	31.35	*	30.89	31.35	36.9
12 - 13	30.84	31.78	30.89	31.38	30.99	31.38	*	31.16	31.38	36.92
13 - 14	31.33	31.64	31.36	30.02	30.93	31.08	*	31.04	31.08	36.32
14 - 15	31.45	30.61	31.84	31.2	31.01	30.8	*	31.21	30.8	36.76
15 - 16	31.03	30.98	30.15	31.09	30.45	30.74	*	30.71	30.74	36.22
16 - 17	30.42	30.54	30.92	30.34	30.48	31.38	*	30.53	31.38	36.06
17 - 18	30.77	30.96	31.05	31.06	31.6	31.08	*	31.12	31.08	37.06
18 - 19	31.85	30.99	30.76	31.08	32.15	31.45	*	31.4	31.45	37.52
19 - 20	31.49	30.94	31.5	32.01	32.07	*	*	31.63	*	37.26
20 - 21	29.67	30.57	31.29	30.52	31.21	*	*	30.69	*	36.32
21 - 22	31.54	32.75	32.51	32.19	33.67	*	*	32.59	*	39.74
22 - 23	33.33	35.32	31.34	31.09	32.14	*	*	32.55	*	39.48
23 - 24	31.29	32.3	39.44	33.2	36.21	*	*	34.6	*	41.56
Totals	797.2	733.3	785.6	743.7	787.7	620.9	0			
% of Total	17.84%	16.41%	17.58%	16.64%	17.63%	13.9%	0%			



## Incoming Monthly Speeds

A170 Outward

from Wed-Jul-21-2021-12-00-AM to Sat-Sep-11-2021-06-59-PM

A170 Linkfoot Lane Outward traffic

Hour	Jul 2021							Week Day Avg	Weekend Avg	Week Day 85% Avg Speed
	Monday	Tuesday	Wednesday	Thursday	Friday	Saturday	Sunday			
0 - 1	37.12	33.5	35.89	39.5	34.44	36.76	37.53	36.02	37.15	42
1 - 2	36	0	35.33	39.5	37	37.12	37.33	36.64	37.21	46.88
2 - 3	32	0	40.75	37	42	38.57	42.25	39	39.91	43.75
3 - 4	33.67	32.25	40.2	37	49.5	35.33	32.78	37.75	33.42	47
4 - 5	28.83	34	31	36.43	33.56	34.86	39.67	32.62	37.08	38.34
5 - 6	36.42	37.22	35.48	35.47	35.5	33.6	30.56	35.71	32.9	43.84
6 - 7	34	34.91	33.59	36.03	34.93	34.41	34.91	34.8	34.53	42.58
7 - 8	31.54	32.53	29.74	32.48	32.01	33.96	33.78	31.57	33.91	37.84
8 - 9	31.59	31.94	29.35	31.38	30.67	31.62	33.41	30.77	32.15	36.72
9 - 10	31.81	31.97	29.98	32.09	30.76	32.67	33.52	31.22	32.92	37.1
10 - 11	31.92	31.76	30.19	31.66	30.92	31.01	32.73	31.2	31.53	37.1
11 - 12	31.46	31.25	29.86	31.42	31.01	30.85	31.82	30.95	31.15	36.84
12 - 13	31.9	30.97	29.8	30.92	31	31.31	31.95	30.83	31.52	36.62
13 - 14	30.83	30.79	30.48	31.26	30.36	31.4	31.47	30.71	31.42	36.28
14 - 15	31.52	30.77	29.7	30.93	30.5	31.26	32.33	30.59	31.57	35.98
15 - 16	31.58	31.6	29.41	30.31	30.41	31.56	32.11	30.43	31.71	35.92
16 - 17	31.43	30.85	29.36	31.1	31.26	31.21	31.35	30.76	31.26	36.34
17 - 18	31.15	31.03	30.42	31.72	29.97	31.45	32.16	30.79	31.64	36.62
18 - 19	32.03	31.78	32.23	32.93	31.92	32.34	31.51	32.22	32.04	38.34
19 - 20	32.83	32.4	32.27	32.34	33.22	31.62	33.95	32.66	32.37	39.2
20 - 21	32.08	30.68	32.54	32.3	33.51	30.93	32.65	32.47	31.5	38.56
21 - 22	33.21	32.51	33.78	32.21	32.32	32.33	32.23	32.72	32.29	39.38
22 - 23	33.13	32.5	32.24	33.55	32.6	32.99	35.06	32.77	33.36	40.1
23 - 24	37.73	35	33.45	35.47	32.93	33.52	32.17	34.31	33.26	40.96

Incoming Monthly Speeds

A170 Outward

from Wed-Jul-21-2021-12-00-AM to Sat-Sep-11-2021-06-59-PM

A170 Linkfoot Lane Outward traffic

Hour	Aug 2021							Week	Weekend	Week Day 85%
	Monday	Tuesday	Wednesday	Thursday	Friday	Saturday	Sunday	Day Avg	Avg	Avg Speed
0 - 1	35.67	38.88	32.96	38.56	38.62	36.89	34	36.59	35.07	46.18
1 - 2	41.08	32.71	28.57	36.25	32.86	42.42	38.85	35.39	39.97	42.66
2 - 3	34.09	33.07	34.12	35.33	37	45	35.33	34.37	37.75	42.26
3 - 4	34.27	47	37.83	52	37	36.25	39.46	37.8	37.92	48.5
4 - 5	34.21	34.68	32.96	33.24	32.82	36.33	39.73	33.55	37.62	39.38
5 - 6	34.13	34.81	35.53	33.95	34.11	36.62	33.28	34.5	35.43	42.16
6 - 7	34.63	34.42	35.82	34.58	33.98	34.47	33.62	34.68	34.08	42.42
7 - 8	31.93	31.63	33.04	32.39	31.89	33.26	32.79	32.15	33.04	38.6
8 - 9	30.98	31.3	31.36	31.46	31.23	32.2	31.85	31.26	32.05	37.14
9 - 10	31.41	31.17	31.56	31.14	31.63	31.71	32.21	31.37	31.94	37.46
10 - 11	31.24	31.23	31.56	30.73	30.57	31.71	32.35	31.08	32.03	36.84
11 - 12	31.54	31.42	31.06	31.18	30.53	31.41	31.57	31.17	31.49	36.94
12 - 13	31.69	31.17	31	31.13	30.68	31.75	31.96	31.16	31.86	36.84
13 - 14	31.35	31.07	31.1	30.95	31.06	31.24	31.56	31.12	31.4	36.74
14 - 15	31.45	30.8	30.69	31.03	31.23	31.76	31.41	31.06	31.58	36.6
15 - 16	31.18	30.34	30.88	30.64	31.1	31.59	31.48	30.83	31.53	36.42
16 - 17	31.13	30.35	30.57	30.53	31.19	31.3	31.34	30.76	31.32	36.18
17 - 18	31.35	30.78	30.59	31.38	31.36	31.77	32.13	31.1	31.96	36.92
18 - 19	32.46	31.8	31.67	32.22	32.87	32.54	32.37	32.22	32.45	38.4
19 - 20	32.4	31.96	32.43	32.16	32.98	32.9	33.11	32.38	33.02	38.84
20 - 21	32.68	31.73	31.91	32.46	32.7	32.47	32.6	32.27	32.54	38.52
21 - 22	33.29	32.04	32.31	32.51	32.34	31.13	33.57	32.48	32.29	39.12
22 - 23	32.83	33.73	33.31	33.96	33.61	32.93	33.02	33.49	32.96	40.42
23 - 24	35.05	34.56	32.67	34.66	33.32	32.64	34.63	33.98	33.36	41.22

Incoming Monthly Speeds

A170 Outward

A170 Linkfoot Lane Outward traffic

from Wed-Jul-21-2021-12-00-AM to Sat-Sep-11-2021-06-59-PM

Hour	Sep 2021							Week Day Avg	Weekend Avg	Week Day 85% Avg Speed
	Monday	Tuesday	Wednesday	Thursday	Friday	Saturday	Sunday			
0 - 1	36	29	35	31.43	41	35.29	34.62	34.46	34.96	41
1 - 2	47	27	39.5	0	37	39.14	39.5	37.83	39.22	42.5
2 - 3	43.67	37	35.75	32.4	35.33	31.33	34.5	36.19	32.6	42.16
3 - 4	42	0	35.44	39.5	36.29	33	0	36.53	33	46.88
4 - 5	33.57	33.67	30.4	34.33	31.74	35.82	42	32.15	36.77	39.26
5 - 6	31.91	35.77	34.19	35.76	35.59	36.73	35.38	34.57	36.41	42.9
6 - 7	32.99	34.58	33.97	34.21	34.88	34.27	34.04	34.21	34.2	41.44
7 - 8	31.09	31.94	32.12	31.37	31.99	33.31	34.38	31.75	33.57	37.46
8 - 9	30.69	31.46	31.19	30.56	30.83	32.32	31.99	30.9	32.21	37.06
9 - 10	31.11	31.04	31.65	30.87	30.59	30.83	31.8	31.06	31.15	36.84
10 - 11	31.08	31.42	31.33	31.18	31.15	31.09	31.84	31.24	31.32	36.92
11 - 12	31.16	31.04	30.57	30.74	30.65	30.81	31.36	30.76	30.99	36.72
12 - 13	30.84	31.78	30.94	31	30.92	31.29	31.1	31.04	31.23	36.7
13 - 14	31.33	31.64	30.79	30.67	30.9	30.81	31.47	30.95	31.01	36.54
14 - 15	31.45	30.61	31.3	31.11	30.83	30.93	31.18	31.05	31.01	36.52
15 - 16	31.03	30.98	30.6	30.89	30.44	30.84	31.54	30.71	31.04	36.32
16 - 17	30.42	30.54	30.81	30.46	30.75	30.86	31.85	30.63	31.13	36.06
17 - 18	30.77	30.96	31.21	30.89	31.56	31.22	30.98	31.15	31.15	37
18 - 19	31.85	30.99	31.18	31.94	32.42	31.92	32.3	31.78	32.06	37.78
19 - 20	31.49	30.94	31.58	31.65	31.8	31.31	31.87	31.58	31.6	37.4
20 - 21	29.67	30.57	30.99	30.38	31.26	32.15	30.37	30.7	31.27	36.26
21 - 22	31.54	32.75	31.62	31.75	33.97	31.83	32.05	32.27	31.93	39.44
22 - 23	33.33	35.32	32.1	32.32	32.46	33.64	34.67	32.7	34.02	40.06
23 - 24	31.29	32.3	36.96	35.03	36.58	33.65	34.62	35.47	33.88	42.04

Incoming Weekly EightyFifthSpeeds  
 A170 Outward  
 A170 Linkfoot Lane Outward traffic

from Wed-Jul-21-2021-12-00-AM to Sat-Sep-11-2021-06-59-PM

	19/07/2021	to	25/07/2021							
	Monday	Tuesday	Wednesday	Thursday	Friday	Saturday	Sunday	Week	Weekend	Week Day 85%
Hour	19/07/2021	20/07/2021	21/07/2021	22/07/2021	23/07/2021	24/07/2021	25/07/2021	Day Avg	Avg	Avg Speed
0 - 1	*	*	35	42.5	42.5	45	43.8	40	44.4	40
1 - 2	*	*	55	45	0	45	43.3	50	44.15	50
2 - 3	*	*	50	40	0	47.5	45	45	46.25	45
3 - 4	*	*	47.5	45	55	45	40	49.17	42.5	49.17
4 - 5	*	*	37.5	40	45	42.5	45	40.83	43.75	40.83
5 - 6	*	*	43.8	42.5	40	38.3	40	42.1	39.15	42.1
6 - 7	*	*	38.9	43.6	43	42.5	45	41.83	43.75	41.83
7 - 8	*	*	33.8	38.6	38.5	40	42.9	36.97	41.45	36.97
8 - 9	*	*	32.5	37.7	34.8	37	39	35	38	35
9 - 10	*	*	33.6	37.4	36.5	38	39.8	35.83	38.9	35.83
10 - 11	*	*	33.4	38.2	36.4	37.2	38.9	36	38.05	36
11 - 12	*	*	33.2	36.9	36.3	35.6	37.7	35.47	36.65	35.47
12 - 13	*	*	33.8	37	37.5	37.6	37.7	36.1	37.65	36.1
13 - 14	*	*	34.5	36.2	36.6	38.4	37.3	35.77	37.85	35.77
14 - 15	*	*	33.8	36.4	36.8	37.8	37.9	35.67	37.85	35.67
15 - 16	*	*	34	35.3	35	37.7	37.3	34.77	37.5	34.77
16 - 17	*	*	32.8	36.2	37.2	37.1	37.2	35.4	37.15	35.4
17 - 18	*	*	34.3	37.9	37.6	36.9	38.2	36.6	37.55	36.6
18 - 19	*	*	37.3	38.9	38.6	38	37.2	38.27	37.6	38.27
19 - 20	*	*	38.9	38.5	38.9	35.4	41.2	38.77	38.3	38.77
20 - 21	*	*	39.3	38.8	39.7	34.2	39.2	39.27	36.7	39.27
21 - 22	*	*	41	38.6	39.7	39.2	38.1	39.77	38.65	39.77
22 - 23	*	*	37.9	40	37.9	39.6	40	38.6	39.8	38.6
23 - 24	*	*	40	41.2	42.5	41	38.3	41.23	39.65	41.23
Totals	0	0	911.8	942.4	866	946.5	960			
% of Total	0%	0%	19.71%	20.37%	18.72%	20.46%	20.75%			

Incoming Weekly EightyFifthSpeeds  
A170 Outward  
A170 Linkfoot Lane Outward traffic

from Wed-Jul-21-2021-12-00-AM to Sat-Sep-11-2021-06-59-PM

	26/07/2021	to	01/08/2021							
	Monday	Tuesday	Wednesday	Thursday	Friday	Saturday	Sunday	Week	Weekend	Week Day 85%
Hour	26/07/2021	27/07/2021	28/07/2021	29/07/2021	30/07/2021	31/07/2021	01/08/2021	Day Avg	Avg	Avg Speed
0 - 1	42.5	35	45	45	42.5	40	40	42	40	42
1 - 2	42.5	0	30	40	45	40	50	39.38	45	39.38
2 - 3	35	0	35	40	55	45	30	41.25	37.5	41.25
3 - 4	50	37.5	30	0	50	35	45	41.88	40	41.88
4 - 5	33.8	40	38.3	38.8	40	40	45	38.18	42.5	38.18
5 - 6	45	45	42.5	43.3	42.5	43.3	40	43.66	41.65	43.66
6 - 7	42.5	41.2	42.9	44.2	44	39.6	41.2	42.96	40.4	42.96
7 - 8	38.2	39.1	37.2	38.4	38.1	39.5	42.3	38.2	40.9	38.2
8 - 9	37.6	37.7	37.9	36.8	37.3	38.7	38.7	37.46	38.7	37.46
9 - 10	37.7	38.2	37.3	38.1	35.4	39.5	38.8	37.34	39.15	37.34
10 - 11	37.9	37.4	37.5	37.4	36.8	37.7	39.1	37.4	38.4	37.4
11 - 12	37.1	37.1	37.4	37.9	37.3	37.9	38.4	37.36	38.15	37.36
12 - 13	37.9	36.9	35.5	36.3	35.7	36.9	37.7	36.46	37.3	36.46
13 - 14	36.1	36.8	37.2	37.1	34.6	36.9	37.5	36.36	37.2	36.36
14 - 15	37.1	36.1	36.3	34.9	35.7	37.4	38	36.02	37.7	36.02
15 - 16	37.2	37.1	35.5	35	35.8	37.2	36.7	36.12	36.95	36.12
16 - 17	37.4	36.2	35.9	37.1	36.5	37.1	37.7	36.62	37.4	36.62
17 - 18	36.7	36.9	37	37.5	33	37.9	38.4	36.22	38.15	36.22
18 - 19	38.1	37.8	38.9	39.3	37.9	38.7	38.8	38.4	38.75	38.4
19 - 20	39.5	38.9	38.6	39.5	41.8	39.7	39.2	39.66	39.45	39.66
20 - 21	37.8	36.9	38.8	39.8	39.3	39.2	39.2	38.52	39.2	38.52
21 - 22	40.8	39	39.7	38.2	36.8	38.6	40	38.9	39.3	38.9
22 - 23	45	38.3	39	39.4	39.5	38.9	41.7	40.24	40.3	40.24
23 - 24	42.5	40	38.8	43.3	38.6	40	42.5	40.64	41.25	40.64
Totals	945.9	839.1	902.2	897.3	949.1	934.7	955.9			
% of Total	14.72%	13.06%	14.04%	13.97%	14.77%	14.55%	14.88%			

	02/08/2021	to	08/08/2021							
	Monday	Tuesday	Wednesday	Thursday	Friday	Saturday	Sunday	Week	Weekend	Week Day 85%
Hour	02/08/2021	03/08/2021	04/08/2021	05/08/2021	06/08/2021	07/08/2021	08/08/2021	Day Avg	Avg	Avg Speed
0 - 1	45	55	40	45	45	45	40	46	42.5	46
1 - 2	50	35	0	30	0	40	42.5	38.33	41.25	38.33
2 - 3	40	35	40	40	35	50	40	38	45	38
3 - 4	35	55	45	0	45	40	50	45	45	45
4 - 5	37.5	37.5	45	40	33.8	40	40	38.76	40	38.76
5 - 6	42.5	39.4	42	40	35	42.5	45	39.78	43.75	39.78
6 - 7	40.6	44.1	42.9	42.8	42.5	38.5	40	42.58	39.25	42.58
7 - 8	37.9	38.3	40.3	39.7	38	40	41.4	38.84	40.7	38.84
8 - 9	36.9	37.9	37.3	38.3	37.4	39	38.4	37.56	38.7	37.56
9 - 10	37.3	38.7	37.3	36.1	37.7	38	38.4	37.42	38.2	37.42
10 - 11	37.4	37.9	37.9	34.7	36.9	38.3	39.3	36.96	38.8	36.96
11 - 12	38.2	37.9	37.3	37.3	36.4	36.5	38.7	37.42	37.6	37.42
12 - 13	36.1	36.9	36.1	36.8	35.2	37.5	37.8	36.22	37.65	36.22
13 - 14	36.7	36.5	37.6	36.1	36.3	36.9	37.6	36.64	37.25	36.64
14 - 15	37.6	35.8	36.9	37	37.4	37.7	37.2	36.94	37.45	36.94
15 - 16	36.9	35.2	35.8	34.7	37.5	37.7	38	36.02	37.85	36.02
16 - 17	37.2	35.9	36.8	36	37.6	37.6	37.2	36.7	37.4	36.7
17 - 18	37.5	37	37.6	37.3	37.4	37.9	38	37.36	37.95	37.36
18 - 19	39	37.6	38.9	38.8	39.3	39.5	38.5	38.72	39	38.72
19 - 20	39.4	38.4	39.6	38.7	39.6	38.8	39.8	39.14	39.3	39.14
20 - 21	37.5	38.5	38.8	37.9	40.6	39.4	38.8	38.66	39.1	38.66
21 - 22	40	37.9	39.6	38.8	39.6	38.9	39	39.18	38.95	39.18
22 - 23	39.3	34.6	41	40	40	39.2	43.8	38.98	41.5	38.98
23 - 24	42.5	42.5	42.5	35	40	41.7	35	40.5	38.35	40.5
Totals	938	938.5	906.2	871	883.2	950.6	954.4			
% of Total	14.56%	14.57%	14.07%	13.52%	13.71%	14.76%	14.82%			

	09/08/2021	to	15/08/2021							
	Monday	Tuesday	Wednesday	Thursday	Friday	Saturday	Sunday	Week	Weekend	Week Day 85%
Hour	09/08/2021	10/08/2021	11/08/2021	12/08/2021	13/08/2021	14/08/2021	15/08/2021	Day Avg	Avg	Avg Speed
0 - 1	40	50	34	42.5	47.5	43.3	43	42.8	43.15	42.8
1 - 2	50	35	37.5	50	0	45	45	43.12	45	43.12
2 - 3	40	40	30	40	40	50	45	38	47.5	38
3 - 4	50	0	35	0	35	60	55	40	57.5	40
4 - 5	40	35	33.8	35	42.5	35	0	37.26	35	37.26
5 - 6	38.8	40	45	37.5	45	50	40	41.26	45	41.26
6 - 7	44.5	42.7	44.6	42.9	44.4	43.3	41.7	43.82	42.5	43.82
7 - 8	39	37.9	41	38.6	38.6	40.7	39.4	39.02	40.05	39.02
8 - 9	36.1	37	36.8	36.6	37.4	38.5	37.5	36.78	38	36.78
9 - 10	37.5	36	37.3	37.1	37.6	37.8	38.5	37.1	38.15	37.1
10 - 11	37.8	36.7	37.4	37.4	34.9	37.6	37.8	36.84	37.7	36.84
11 - 12	37.5	38.4	37.1	36.8	36.9	37.3	37.3	37.34	37.3	37.34
12 - 13	37.7	37.1	36.5	36.6	37.5	38	37.6	37.08	37.8	37.08
13 - 14	37	36.5	36.2	36.9	37.6	36.6	37.1	36.84	36.85	36.84
14 - 15	37.2	36.2	36.2	35.7	37.2	37.2	37.1	36.5	37.15	36.5
15 - 16	36.8	34.5	36.1	36	37.3	37.2	37.1	36.14	37.15	36.14
16 - 17	36.8	35.2	34.8	36.3	36.5	36.1	36.9	35.92	36.5	35.92
17 - 18	37.2	35.9	36.3	37.4	37	37.7	38.5	36.76	38.1	36.76
18 - 19	39.1	37.1	36.7	38.4	38.1	39.1	39	37.88	39.05	37.88
19 - 20	38.6	38.4	38.3	38.8	39.4	37.6	42.1	38.7	39.85	38.7
20 - 21	39.7	37.5	38.2	39.7	37.6	38.6	38.2	38.54	38.4	38.54
21 - 22	42.1	39.4	37.9	38.1	37.7	35.5	40	39.04	37.75	39.04
22 - 23	41.9	44	39.4	38.8	42	42	41.7	41.22	41.85	41.22
23 - 24	38.8	37.9	40	45	40	40	42.5	40.34	41.25	40.34
Totals	954.1	878.4	896.1	892.1	897.7	974.1	928			
% of Total	14.86%	13.68%	13.96%	13.89%	13.98%	15.17%	14.45%			

	16/08/2021	to	22/08/2021							
	Monday	Tuesday	Wednesday	Thursday	Friday	Saturday	Sunday	Week	Weekend	Week Day 85%
Hour	16/08/2021	17/08/2021	18/08/2021	19/08/2021	20/08/2021	21/08/2021	22/08/2021	Day Avg	Avg	Avg Speed
0 - 1	42.5	40	52.5	47.5	38.3	45	39	44.16	42	44.16
1 - 2	0	0	30	43.3	35	55	37.5	36.1	46.25	36.1
2 - 3	35	35	0	50	50	45	55	42.5	50	42.5
3 - 4	35	55	50	55	50	50	45	49	47.5	49
4 - 5	42.5	45	37.5	38.3	40	40	50	40.66	45	40.66
5 - 6	41.2	45	42.5	40	45	39	33.8	42.74	36.4	42.74
6 - 7	41.9	41	42.1	41.7	42.5	42	45	41.84	43.5	41.84
7 - 8	38.6	36.8	39.6	38.6	38.1	42	39.6	38.34	40.8	38.34
8 - 9	36.5	36.7	37	36.2	37.2	38.2	38.8	36.72	38.5	36.72
9 - 10	37.4	37.3	37.3	38	37.9	37.9	38.5	37.58	38.2	37.58
10 - 11	35.8	36.9	37.5	36.4	36.3	37.8	38.7	36.58	38.25	36.58
11 - 12	36.8	37	36.3	37.1	35.8	37.4	37.9	36.6	37.65	36.6
12 - 13	37.4	37.3	37.4	37.4	36.7	37.3	37.2	37.24	37.25	37.24
13 - 14	36.6	37.7	37.1	36.5	36.6	37	37.2	36.9	37.1	36.9
14 - 15	36.3	36.6	36.6	37	36.5	38.2	37.3	36.6	37.75	36.6
15 - 16	37	37.2	37.8	37	36.3	37.8	37.1	37.06	37.45	37.06
16 - 17	36.6	34.6	35.7	35.4	36.9	37.2	37.5	35.84	37.35	35.84
17 - 18	36.7	36.1	36.5	36.9	37.5	37.2	39.1	36.74	38.15	36.74
18 - 19	37.4	38.4	38.5	38.1	39.2	38.4	38.6	38.32	38.5	38.32
19 - 20	38.8	39.8	38.7	38.5	39.2	40.6	39.5	39	40.05	39
20 - 21	39.7	37.8	38	40.9	37.6	37.9	38.7	38.8	38.3	38.8
21 - 22	38	38.8	38.9	41.2	37.9	38.8	38.3	38.96	38.55	38.96
22 - 23	38.1	39.4	39.3	42.1	37.5	35.8	37	39.28	36.4	39.28
23 - 24	45	43.3	39.2	40	39.2	38.8	45	41.34	41.9	41.34
Totals	880.8	902.7	896	963.1	937.2	964.3	961.3			
% of Total	13.54%	13.88%	13.77%	14.8%	14.41%	14.82%	14.78%			



	23/08/2021	to	29/08/2021							
	Monday	Tuesday	Wednesday	Thursday	Friday	Saturday	Sunday	Week	Weekend	Week Day 85%
Hour	23/08/2021	24/08/2021	25/08/2021	26/08/2021	27/08/2021	28/08/2021	29/08/2021	Day Avg	Avg	Avg Speed
0 - 1	45	45	43.3	40	50	50	40	44.66	45	44.66
1 - 2	45	40	35	50	50	60	60	44	60	44
2 - 3	35	40	50	50	45	60	40	44	50	44
3 - 4	35	40	50	0	0	30	40	41.67	35	41.67
4 - 5	45	45	37.5	37.5	37.5	40	50	40.5	45	40.5
5 - 6	42.5	42.5	43.8	51.7	43	52.5	40	44.7	46.25	44.7
6 - 7	39.7	41.9	42.9	42.7	39.1	41.7	38.8	41.26	40.25	41.26
7 - 8	38	38.1	38.4	39	38	39.3	38.8	38.3	39.05	38.3
8 - 9	36.1	37.2	37.7	38	37.1	40.9	38.8	37.22	39.85	37.22
9 - 10	37.4	36.6	37.3	38.1	37.7	38.8	38.5	37.42	38.65	37.42
10 - 11	36.4	36	37.1	36.4	36.3	37.9	38.7	36.44	38.3	36.44
11 - 12	37	37.3	36.1	37.3	34.4	38.3	36	36.42	37.15	36.42
12 - 13	37.9	36.4	36.4	36.3	34.3	38.3	38.4	36.26	38.35	36.26
13 - 14	37.2	36.7	36.5	36.2	35.4	37.5	38.4	36.4	37.95	36.4
14 - 15	36.6	35.5	34.7	36.7	36.8	37.5	36.7	36.06	37.1	36.06
15 - 16	37.5	35.1	35.8	37	36.2	37.6	36.4	36.32	37	36.32
16 - 17	37	36.8	36.5	35	36.2	37	36.8	36.3	36.9	36.3
17 - 18	36.2	36.9	35.4	37.2	37.6	37.6	37.8	36.66	37.7	36.66
18 - 19	38.4	38.1	37.1	39.3	38.9	37.6	38.2	38.36	37.9	38.36
19 - 20	38.9	39.4	39.3	36.6	39	39.2	38.5	38.64	38.85	38.64
20 - 21	38.9	37.4	37.3	37.4	39.7	38.5	38.6	38.14	38.55	38.14
21 - 22	42.1	37.5	39.2	39.2	39	38.1	43.9	39.4	41	39.4
22 - 23	39.4	43.6	42	39	43.8	40	40	41.56	40	41.56
23 - 24	47.5	45	38	45	40	40	43	43.1	41.5	43.1
Totals	939.7	938	937.3	915.6	905	988.3	966.3			
% of Total	14.26%	14.23%	14.22%	13.89%	13.73%	15%	14.66%			

	30/08/2021	to	05/09/2021							
	Monday	Tuesday	Wednesday	Thursday	Friday	Saturday	Sunday	Week	Weekend	Week Day 85%
Hour	30/08/2021	31/08/2021	01/09/2021	02/09/2021	03/09/2021	04/09/2021	05/09/2021	Day Avg	Avg	Avg Speed
0 - 1	42.5	0	40	35	0	40	40	39.17	40	39.17
1 - 2	48.8	40	45	0	45	50	55	44.7	52.5	44.7
2 - 3	45	0	40	37.5	40	50	40	40.62	45	40.62
3 - 4	35	0	40	0	50	40	0	41.67	40	41.67
4 - 5	35	40	35	40	35	42.5	50	37	46.25	37
5 - 6	45	40	43.3	43.3	45	47.5	40	43.32	43.75	43.32
6 - 7	41.7	39.3	42.1	41.7	42.1	39.4	42	41.38	40.7	41.38
7 - 8	38.9	37.9	37.7	37.6	38	39.7	41.4	38.02	40.55	38.02
8 - 9	36.7	37.5	36.7	37.2	37.6	38.4	38.7	37.14	38.55	37.14
9 - 10	38.5	36.8	37.8	37.1	36.5	37.2	38.8	37.34	38	37.34
10 - 11	37.9	36.3	38	37.1	36.9	37.2	38	37.24	37.6	37.24
11 - 12	37.6	36.8	36.6	35.8	35.3	35.9	37.2	36.42	36.55	36.42
12 - 13	38.3	37.2	36.3	36.3	36	36.6	37.4	36.82	37	36.82
13 - 14	36.8	36.4	35	37.2	37.2	36.5	37	36.52	36.75	36.52
14 - 15	37.9	36.5	36.2	36.6	35.4	36.4	36.7	36.52	36.55	36.52
15 - 16	36.9	36.6	36.4	36.6	35.5	36.4	37.8	36.4	37.1	36.4
16 - 17	37.7	34.8	35.4	35.9	36.6	35.6	37.5	36.08	36.55	36.08
17 - 18	38.2	35.2	37.2	36	37.6	37.7	36.9	36.84	37.3	36.84
18 - 19	38.7	39.5	37.7	40.2	39	38.5	38.7	39.02	38.6	39.02
19 - 20	38.8	37	37.8	37.3	38.2	37.5	37.9	37.82	37.7	37.82
20 - 21	39.3	38.3	36	35.4	37.5	38.2	36.7	37.3	37.45	37.3
21 - 22	41	38.2	36.2	37.5	41.7	38.2	38.6	38.92	38.4	38.92
22 - 23	34.5	41.2	38.6	41.7	41	39	42.5	39.4	40.75	39.4
23 - 24	37.5	40	43.3	45	41.2	40	45	41.4	42.5	41.4
Totals	938.2	795.5	918.3	838	898.3	948.4	923.8			
% of Total	14.99%	12.71%	14.67%	13.39%	14.35%	15.15%	14.76%			

	06/09/2021	to	12/09/2021							
	Monday	Tuesday	Wednesday	Thursday	Friday	Saturday	Sunday	Week	Weekend	Week Day 85%
Hour	06/09/2021	07/09/2021	08/09/2021	09/09/2021	10/09/2021	11/09/2021	12/09/2021	Day Avg	Avg	Avg Speed
0 - 1	40	35	50	40	45	50	*	42	50	42
1 - 2	50	30	40	0	35	40	*	38.75	40	38.75
2 - 3	55	40	40	35	40	35	*	42	35	42
3 - 4	45	0	45	50	42.5	45	*	45.62	45	45.62
4 - 5	40	40	38.3	40	40	45	*	39.66	45	39.66
5 - 6	39.2	43.3	39	44.3	46.7	46.7	*	42.5	46.7	42.5
6 - 7	40.6	42.5	39.2	41.2	42.5	45	*	41.2	45	41.2
7 - 8	36.1	37.6	38.5	37.5	38.3	40	*	37.6	40	37.6
8 - 9	37.2	37.6	38	35	36.2	39.5	*	36.8	39.5	36.8
9 - 10	37.1	36.4	37.5	36.7	35.8	36.9	*	36.7	36.9	36.7
10 - 11	36.6	37.2	36.7	36.6	36.3	36.9	*	36.68	36.9	36.68
11 - 12	37.4	37.2	36.2	36.8	36.9	37.3	*	36.9	37.3	36.9
12 - 13	36.3	37.4	37	37.2	36.7	37.2	*	36.92	37.2	36.92
13 - 14	37.1	36.6	36.6	35	36.3	36.9	*	36.32	36.9	36.32
14 - 15	36.9	36.4	37.6	36.5	36.4	35.9	*	36.76	35.9	36.76
15 - 16	37.1	36.4	35.5	36.6	35.5	36.9	*	36.22	36.9	36.22
16 - 17	35.8	36.3	36.8	35.3	36.1	37.1	*	36.06	37.1	36.06
17 - 18	36.6	37.3	36.6	37.2	37.6	36.9	*	37.06	36.9	37.06
18 - 19	37.7	36.7	38.2	37	38	37.5	*	37.52	37.5	37.52
19 - 20	37.4	36.8	37.4	37.1	37.6	*	*	37.26	0	37.26
20 - 21	34.8	36.5	37.5	34.8	38	*	*	36.32	0	36.32
21 - 22	39.4	40	38.4	39.2	41.7	*	*	39.74	0	39.74
22 - 23	39.3	44	38	39	37.1	*	*	39.48	0	39.48
23 - 24	37.5	41.7	45	40	43.6	*	*	41.56	0	41.56
Totals	940.1	872.9	933	878	929.8	755.7	0			
% of Total	17.71%	16.44%	17.57%	16.54%	17.51%	14.23%	0%			

Incoming Monthly EightyFifthSpeeds  
A170 Outward  
A170 Linkfoot Lane Outward traffic

from Wed-Jul-21-2021-12-00-AM to Sat-Sep-11-2021-06-59-PM

Hour	Jul 2021							Week Day Avg	Weekend Avg	Week Day 85% Avg Speed
	Monday	Tuesday	Wednesday	Thursday	Friday	Saturday	Sunday			
0 - 1	42.5	35	45	45	42.5	45	43.8	42	44.4	42
1 - 2	42.5	0	55	45	45	45	43.3	46.88	44.15	46.88
2 - 3	35	0	45	40	55	47.5	45	43.75	46.25	43.75
3 - 4	50	37.5	47.5	45	55	45	40	47	42.5	47
4 - 5	33.8	40	37	39.2	41.7	42.5	45	38.34	43.75	38.34
5 - 6	45	45	43.1	43.6	42.5	41.7	40	43.84	40.85	43.84
6 - 7	42.5	41.2	41.4	44	43.8	41	45	42.58	43	42.58
7 - 8	38.2	39.1	35.1	38.5	38.3	40	42.9	37.84	41.45	37.84
8 - 9	37.6	37.7	35.1	37.2	36	38	39	36.72	38.5	36.72
9 - 10	37.7	38.2	35.8	37.8	36	38.8	39.8	37.1	39.3	37.1
10 - 11	37.9	37.4	35.8	37.8	36.6	37.5	38.9	37.1	38.2	37.1
11 - 12	37.1	37.1	35.6	37.5	36.9	37	37.7	36.84	37.35	36.84
12 - 13	37.9	36.9	34.8	36.7	36.8	37.2	37.7	36.62	37.45	36.62
13 - 14	36.1	36.8	36.3	36.7	35.5	37.7	37.3	36.28	37.5	36.28
14 - 15	37.1	36.1	35	35.4	36.3	37.6	37.9	35.98	37.75	35.98
15 - 16	37.2	37.1	34.8	35.1	35.4	37.5	37.3	35.92	37.4	35.92
16 - 17	37.4	36.2	34.6	36.6	36.9	37.1	37.2	36.34	37.15	36.34
17 - 18	36.7	36.9	36.2	37.7	35.6	37.4	38.2	36.62	37.8	36.62
18 - 19	38.1	37.8	38.3	39.1	38.4	38.4	37.2	38.34	37.8	38.34
19 - 20	39.5	38.9	38.8	39	39.8	37.9	41.2	39.2	39.55	39.2
20 - 21	37.8	36.9	39.1	39.5	39.5	36.5	39.2	38.56	37.85	38.56
21 - 22	40.8	39	40	38.4	38.7	38.8	38.1	39.38	38.45	39.38
22 - 23	45	38.3	38.8	39.7	38.7	39.3	40	40.1	39.65	40.1
23 - 24	42.5	40	39.4	42.9	40	40.6	38.3	40.96	39.45	40.96

Incoming Monthly EightyFifthSpeeds  
 A170 Outward  
 A170 Linkfoot Lane Outward traffic

from Wed-Jul-21-2021-12-00-AM to Sat-Sep-11-2021-06-59-PM

Hour	Aug 2021							Week Day Avg	Weekend Avg	Week Day 85% Avg Speed
	Monday	Tuesday	Wednesday	Thursday	Friday	Saturday	Sunday			
0 - 1	43.6	50	43.8	46	47.5	45	41.2	46.18	43.1	46.18
1 - 2	48.3	37.5	37.5	45	45	55	48.3	42.66	51.65	42.66
2 - 3	40	38.8	40	47.5	45	50	45	42.26	47.5	42.26
3 - 4	40	55	47.5	55	45	50	45	48.5	47.5	48.5
4 - 5	41.2	40	38.8	37.9	39	41.7	47.5	39.38	44.6	39.38
5 - 6	41.4	43	42.9	42.1	41.4	44	40	42.16	42	42.16
6 - 7	41.8	41.9	43.4	42.8	42.2	41.7	40.4	42.42	41.05	42.42
7 - 8	38.5	37.8	39.6	38.9	38.2	40.3	40.6	38.6	40.45	38.6
8 - 9	36.5	37.3	37.2	37.4	37.3	39	38.5	37.14	38.75	37.14
9 - 10	37.6	37.2	37.3	37.5	37.7	38.1	38.6	37.46	38.35	37.46
10 - 11	37.2	36.9	37.5	36.4	36.2	37.9	38.7	36.84	38.3	36.84
11 - 12	37.5	37.5	36.8	37.1	35.8	37.5	37.7	36.94	37.6	36.94
12 - 13	37.6	37	36.7	36.8	36.1	37.8	37.8	36.84	37.8	36.84
13 - 14	36.9	36.8	36.9	36.5	36.6	37	37.6	36.74	37.3	36.74
14 - 15	37.2	36.1	36	36.7	37	37.7	37.3	36.6	37.5	36.6
15 - 16	37	35.7	36.4	36.1	36.9	37.6	37.1	36.42	37.35	36.42
16 - 17	37.1	35.3	36	35.7	36.8	37	37.3	36.18	37.15	36.18
17 - 18	37.2	36.3	36.5	37.2	37.4	37.6	38.4	36.92	38	36.92
18 - 19	38.5	38.1	37.9	38.6	38.9	38.7	38.6	38.4	38.65	38.4
19 - 20	38.9	38.7	38.9	38.3	39.4	39.1	39.7	38.84	39.4	38.84
20 - 21	39	37.9	38	38.8	38.9	38.7	38.7	38.52	38.7	38.52
21 - 22	40.9	38.5	38.8	39	38.4	37.8	40.7	39.12	39.25	39.12
22 - 23	39.1	41.8	40.3	39.8	41.1	39.3	40.3	40.42	39.8	40.42
23 - 24	42.5	41.2	39.3	43.3	39.8	39.7	42.5	41.22	41.1	41.22

Hour	Sep 2021							Week Day Avg	Weekend Avg	Week Day 85% Avg Speed
	Monday	Tuesday	Wednesday	Thursday	Friday	Saturday	Sunday			
0 - 1	40	35	45	40	45	47.5	40	41	43.75	41
1 - 2	50	30	45	0	45	50	55	42.5	52.5	42.5
2 - 3	55	40	38.3	37.5	40	35	40	42.16	37.5	42.16
3 - 4	45	0	47.5	50	45	40	0	46.88	40	46.88
4 - 5	40	40	37.5	40	38.8	41.7	50	39.26	45.85	39.26
5 - 6	39.2	43.3	42	44	46	47	40	42.9	43.5	42.9
6 - 7	40.6	42.5	39.8	41.8	42.5	42	42	41.44	42	41.44
7 - 8	36.1	37.6	38	37.5	38.1	39.9	41.4	37.46	40.65	37.46
8 - 9	37.2	37.6	37.4	36.2	36.9	38.9	38.7	37.06	38.8	37.06
9 - 10	37.1	36.4	37.6	36.9	36.2	37.1	38.8	36.84	37.95	36.84
10 - 11	36.6	37.2	37.2	36.9	36.7	37	38	36.92	37.5	36.92
11 - 12	37.4	37.2	36.4	36.3	36.3	36.6	37.2	36.72	36.9	36.72
12 - 13	36.3	37.4	36.7	36.7	36.4	36.9	37.4	36.7	37.15	36.7
13 - 14	37.1	36.6	35.9	36.3	36.8	36.8	37	36.54	36.9	36.54
14 - 15	36.9	36.4	36.8	36.6	35.9	36.2	36.7	36.52	36.45	36.52
15 - 16	37.1	36.4	36	36.6	35.5	36.7	37.8	36.32	37.25	36.32
16 - 17	35.8	36.3	36.2	35.6	36.4	36.5	37.5	36.06	37	36.06
17 - 18	36.6	37.3	36.9	36.6	37.6	37.4	36.9	37	37.15	37
18 - 19	37.7	36.7	37.8	38.2	38.5	38.2	38.7	37.78	38.45	37.78
19 - 20	37.4	36.8	37.6	37.3	37.9	37.5	37.9	37.4	37.7	37.4
20 - 21	34.8	36.5	37	35.2	37.8	38.2	36.7	36.26	37.45	36.26
21 - 22	39.4	40	37.7	38.4	41.7	38.2	38.6	39.44	38.4	39.44
22 - 23	39.3	44	38.2	40	38.8	39	42.5	40.06	40.75	40.06
23 - 24	37.5	41.7	44	43.8	43.2	40	45	42.04	42.5	42.04

Starting Hour	Count	Average Speed of all Traffic	Violator Counts	Average Speed of Violators
00:00:00	3	30.8	1	37.5
01:00:00	3	37.5	2	42.5
02:00:00	2	45.0	2	45.0
03:00:00	4	31.9	4	43.8
04:00:00	7	27.9	4	36.3
05:00:00	19	23.9	11	37.0
06:00:00	51	13.5	30	38.2
07:00:00	146	4.5	51	35.0
08:00:00	231	2.7	62	33.7
09:00:00	313	2.0	83	34.0
10:00:00	268	2.5	82	33.7
11:00:00	297	2.0	86	33.5
12:00:00	246	2.4	98	34.2
13:00:00	261	3.2	99	34.4
14:00:00	232	3.3	83	34.6
15:00:00	280	2.9	82	34.7
16:00:00	305	2.3	97	33.9
17:00:00	267	2.7	81	34.6
18:00:00	194	3.1	104	34.1
19:00:00	151	5.9	91	36.8
20:00:00	102	7.9	71	36.3
21:00:00	67	10.3	53	36.7
22:00:00	54	10.1	29	36.3
23:00:00	24	21.5	15	38.8
00:00:00	5	28.0	4	36.3
01:00:00	2	42.5	2	42.5
02:00:00	1	37.5	1	37.5
03:00:00	1	32.5	1	32.5
04:00:00	2	40.0	2	40.0
05:00:00	12	22.9	9	36.4
06:00:00	60	13.2	53	38.5
07:00:00	157	5.7	111	36.1
08:00:00	272	3.3	164	35.2
09:00:00	383	1.9	250	34.5
10:00:00	378	2.1	257	35.2
11:00:00	384	1.9	242	35.0
12:00:00	407	2.1	228	34.7
13:00:00	374	2.0	228	34.5
14:00:00	292	2.6	169	34.7
15:00:00	391	1.8	225	33.9
16:00:00	392	2.0	223	34.4
17:00:00	403	1.7	236	34.6
18:00:00	242	3.2	177	36.2
19:00:00	142	5.4	97	35.4
20:00:00	136	5.7	75	35.9
21:00:00	91	6.6	56	36.3
22:00:00	45	13.8	28	36.4
23:00:00	21	18.8	12	36.7
00:00:00	8	23.4	7	41.1
01:00:00	4	19.4	2	32.5
02:00:00	0	N/A	N/A	N/A

Starting Hour	Count	Average Speed of all Traffic	Violator Counts	Average Speed of Violators
03:00:00	1	52.5	1	52.5
04:00:00	5	37.5	4	40.0
05:00:00	17	28.7	11	40.2
06:00:00	52	13.5	41	38.1
07:00:00	129	6.2	81	36.3
08:00:00	258	2.4	132	34.1
09:00:00	327	2.2	196	34.7
10:00:00	350	1.9	192	34.7
11:00:00	427	1.9	212	34.9
12:00:00	455	1.9	263	35.0
13:00:00	458	1.8	258	34.8
14:00:00	450	1.8	271	34.8
15:00:00	504	1.3	239	34.1
16:00:00	490	1.6	297	34.8
17:00:00	457	1.9	278	35.1
18:00:00	332	2.9	211	35.5
19:00:00	197	4.1	132	35.8
20:00:00	137	5.8	99	36.7
21:00:00	95	6.9	63	35.8
22:00:00	47	12.3	32	35.9
23:00:00	38	16.2	21	38.7
00:00:00	11	28.4	7	39.6
01:00:00	7	33.6	6	41.7
02:00:00	5	30.0	4	38.8
03:00:00	3	40.8	3	40.8
04:00:00	2	37.5	2	37.5
05:00:00	12	29.6	10	37.5
06:00:00	27	18.5	18	38.1
07:00:00	71	9.0	55	36.2
08:00:00	164	5.1	97	35.9
09:00:00	268	2.7	171	35.2
10:00:00	360	2.4	204	35.2
11:00:00	424	1.9	200	34.7
12:00:00	419	2.0	242	35.0
13:00:00	399	2.1	234	35.4
14:00:00	431	2.0	259	35.8
15:00:00	439	2.0	252	35.0
16:00:00	378	1.9	238	35.0
17:00:00	349	2.2	191	34.8
18:00:00	228	3.0	138	35.2
19:00:00	119	5.4	65	35.3
20:00:00	97	5.2	27	33.6
21:00:00	76	9.3	45	36.6
22:00:00	51	12.2	33	36.7
23:00:00	29	15.3	16	36.9
00:00:00	16	30.5	12	40.8
01:00:00	11	20.9	11	38.0
02:00:00	3	26.7	3	40.8
03:00:00	9	23.9	7	36.8
04:00:00	6	32.1	6	39.2
05:00:00	9	19.4	4	36.3



Starting Hour	Count	Average Speed of all Traffic	Violator Counts	Average Speed of Violators
06:00:00	18	20.3	15	36.5
07:00:00	39	13.8	28	38.2
08:00:00	128	6.4	90	36.3
09:00:00	201	4.2	145	36.4
10:00:00	318	2.4	220	35.7
11:00:00	371	2.2	241	35.3
12:00:00	399	2.0	261	35.0
13:00:00	413	2.2	249	35.4
14:00:00	372	2.3	250	34.7
15:00:00	327	2.4	225	34.7
16:00:00	338	2.2	195	34.8
17:00:00	247	3.0	166	35.3
18:00:00	185	4.4	117	35.2
19:00:00	115	6.5	76	36.1
20:00:00	92	8.5	61	36.7
21:00:00	78	9.5	48	36.3
22:00:00	30	15.1	23	35.3
23:00:00	16	26.1	11	36.6
00:00:00	7	32.9	7	38.2
01:00:00	5	27.0	4	37.5
02:00:00	1	32.5	1	32.5
03:00:00	2	35.0	1	47.5
04:00:00	7	25.0	5	32.5
05:00:00	14	24.1	10	38.5
06:00:00	39	18.1	31	38.6
07:00:00	156	5.0	90	36.0
08:00:00	202	3.9	131	35.3
09:00:00	281	2.7	173	35.1
10:00:00	381	1.9	258	35.0
11:00:00	391	2.1	232	34.9
12:00:00	391	2.0	248	34.9
13:00:00	390	1.8	233	34.5
14:00:00	382	2.3	227	34.8
15:00:00	327	2.4	208	34.6
16:00:00	383	1.9	218	35.1
17:00:00	340	2.1	211	34.6
18:00:00	239	3.2	161	34.9
19:00:00	177	4.9	105	36.2
20:00:00	93	7.2	70	35.4
21:00:00	56	13.1	42	35.6
22:00:00	37	15.3	23	36.2
23:00:00	15	25.0	14	38.6
00:00:00	5	29.0	5	35.5
01:00:00	1	32.5	1	32.5
02:00:00	0	N/A	N/A	N/A
03:00:00	3	20.0	2	37.5
04:00:00	5	32.5	4	33.8
05:00:00	6	23.3	5	36.5
06:00:00	49	12.6	41	37.3
07:00:00	147	7.1	101	36.6
08:00:00	221	3.3	150	35.0

Starting Hour	Count	Average Speed of all Traffic	Violator Counts	Average Speed of Violators
09:00:00	360	2.5	228	35.7
10:00:00	398	1.8	258	34.5
11:00:00	362	2.2	215	34.6
12:00:00	351	2.1	217	35.0
13:00:00	388	2.2	209	34.9
14:00:00	323	2.4	194	34.4
15:00:00	346	2.2	214	34.6
16:00:00	387	1.9	218	34.6
17:00:00	324	2.6	179	34.9
18:00:00	238	3.8	142	35.4
19:00:00	135	5.3	86	35.5
20:00:00	81	8.1	46	35.3
21:00:00	61	10.4	36	36.4
22:00:00	31	15.9	23	35.3
23:00:00	14	32.3	11	37.0
00:00:00	8	34.1	8	38.8
01:00:00	1	27.5	0	0.0
02:00:00	1	32.5	1	32.5
03:00:00	0	N/A	N/A	N/A
04:00:00	9	25.8	6	35.0
05:00:00	7	32.1	7	37.5
06:00:00	53	11.7	43	37.8
07:00:00	153	5.3	98	35.9
08:00:00	242	3.2	141	35.3
09:00:00	342	2.1	208	34.9
10:00:00	371	2.2	233	34.9
11:00:00	357	2.2	226	35.1
12:00:00	425	1.9	250	34.3
13:00:00	363	2.1	223	34.7
14:00:00	349	2.0	191	34.7
15:00:00	354	2.0	189	34.3
16:00:00	398	1.9	231	34.7
17:00:00	429	1.8	235	34.4
18:00:00	264	3.0	180	35.7
19:00:00	132	5.9	82	35.9
20:00:00	107	7.4	68	35.9
21:00:00	73	9.2	48	36.0
22:00:00	41	13.9	32	35.6
23:00:00	17	20.7	11	36.1
00:00:00	6	41.7	5	45.5
01:00:00	1	37.5	1	37.5
02:00:00	1	37.5	1	37.5
03:00:00	1	37.5	1	37.5
04:00:00	4	26.9	4	36.3
05:00:00	13	26.9	10	36.5
06:00:00	58	13.9	47	39.1
07:00:00	153	5.1	106	36.2
08:00:00	240	2.8	136	34.9
09:00:00	348	2.5	222	35.1
10:00:00	380	2.1	240	35.1
11:00:00	401	1.9	222	35.2

Starting Hour	Count	Average Speed of all Traffic	Violator Counts	Average Speed of Violators
12:00:00	358	2.5	222	34.9
13:00:00	355	2.3	201	34.6
14:00:00	360	2.2	213	34.3
15:00:00	393	1.9	217	34.3
16:00:00	385	2.1	207	34.8
17:00:00	424	1.9	258	34.8
18:00:00	227	4.0	157	36.1
19:00:00	152	5.4	94	36.2
20:00:00	115	7.0	80	37.1
21:00:00	104	6.1	62	35.4
22:00:00	38	13.9	31	36.0
23:00:00	19	22.0	17	39.3
00:00:00	7	26.8	6	39.2
01:00:00	3	34.2	2	37.5
02:00:00	2	42.5	2	42.5
03:00:00	0	N/A	N/A	N/A
04:00:00	8	26.9	6	37.5
05:00:00	11	25.5	8	36.3
06:00:00	58	15.9	44	39.5
07:00:00	137	5.6	75	35.8
08:00:00	191	3.7	126	35.2
09:00:00	288	2.4	142	34.4
10:00:00	383	2.2	206	34.8
11:00:00	370	1.9	230	34.7
12:00:00	370	2.0	205	34.7
13:00:00	419	1.7	199	34.2
14:00:00	458	1.8	222	34.1
15:00:00	416	1.8	252	34.3
16:00:00	455	1.8	273	34.4
17:00:00	433	1.8	161	34.6
18:00:00	240	2.8	97	35.4
19:00:00	153	6.7	110	37.2
20:00:00	105	6.6	69	36.2
21:00:00	68	7.7	35	34.9
22:00:00	47	13.0	32	35.6
23:00:00	25	19.4	16	37.5
00:00:00	4	38.8	4	38.8
01:00:00	3	34.2	3	34.2
02:00:00	2	40.0	2	40.0
03:00:00	1	32.5	1	32.5
04:00:00	1	27.5	0	0.0
05:00:00	11	25.5	10	36.5
06:00:00	31	16.6	27	37.1
07:00:00	47	13.7	30	36.2
08:00:00	147	5.2	94	35.9
09:00:00	238	3.5	169	36.6
10:00:00	356	2.3	217	35.3
11:00:00	400	2.0	234	35.4
12:00:00	432	2.0	261	34.9
13:00:00	432	2.0	258	34.6
14:00:00	400	1.9	253	34.9

Starting Hour	Count	Average Speed of all Traffic	Violator Counts	Average Speed of Violators
15:00:00	388	2.3	222	35.0
16:00:00	337	2.4	195	35.2
17:00:00	304	2.5	188	34.8
18:00:00	133	5.4	90	36.1
19:00:00	117	5.7	82	35.4
20:00:00	73	9.2	48	35.6
21:00:00	60	11.3	44	36.1
22:00:00	37	14.9	24	37.1
23:00:00	26	18.5	20	36.8
00:00:00	13	24.0	10	37.5
01:00:00	11	27.7	6	42.5
02:00:00	2	30.0	1	32.5
03:00:00	2	32.5	1	37.5
04:00:00	5	42.5	4	46.3
05:00:00	10	31.8	6	40.0
06:00:00	15	22.7	13	35.2
07:00:00	66	11.3	42	38.0
08:00:00	94	7.4	66	36.4
09:00:00	217	3.7	140	36.0
10:00:00	274	2.9	197	35.7
11:00:00	330	2.8	204	36.1
12:00:00	393	2.3	241	34.9
13:00:00	344	2.2	214	35.2
14:00:00	357	2.4	226	35.2
15:00:00	331	2.2	195	34.9
16:00:00	350	2.2	222	34.9
17:00:00	273	2.9	185	35.5
18:00:00	156	4.4	110	35.3
19:00:00	116	7.0	77	36.4
20:00:00	76	6.7	56	36.0
21:00:00	47	13.5	31	37.0
22:00:00	34	17.7	25	36.7
23:00:00	15	26.5	13	37.5
00:00:00	6	39.2	6	39.2
01:00:00	1	47.5	1	47.5
02:00:00	1	37.5	1	37.5
03:00:00	1	32.5	1	32.5
04:00:00	7	23.9	6	34.2
05:00:00	17	17.8	9	38.6
06:00:00	66	11.0	51	37.5
07:00:00	135	5.9	89	35.6
08:00:00	196	3.7	115	35.1
09:00:00	291	2.5	165	35.1
10:00:00	384	1.9	231	35.0
11:00:00	408	2.0	261	35.2
12:00:00	430	1.9	269	34.4
13:00:00	413	1.9	238	34.6
14:00:00	394	2.1	224	35.1
15:00:00	400	1.9	236	34.9
16:00:00	435	1.6	258	34.7
17:00:00	385	2.1	214	35.3

Starting Hour	Count	Average Speed of all Traffic	Violator Counts	Average Speed of Violators
18:00:00	220	4.0	145	36.3
19:00:00	136	6.0	90	36.1
20:00:00	103	6.9	62	35.5
21:00:00	56	11.3	34	35.1
22:00:00	34	19.4	24	39.0
23:00:00	10	23.8	8	36.3
00:00:00	4	41.3	4	41.3
01:00:00	2	30.0	1	32.5
02:00:00	3	30.8	2	32.5
03:00:00	1	52.5	1	52.5
04:00:00	4	33.8	3	35.8
05:00:00	8	28.1	7	38.2
06:00:00	52	12.5	37	39.3
07:00:00	156	4.8	111	36.1
08:00:00	212	3.3	134	35.2
09:00:00	365	1.9	244	35.3
10:00:00	460	2.0	297	35.3
11:00:00	415	2.0	283	35.3
12:00:00	444	1.5	254	34.9
13:00:00	415	2.0	222	34.7
14:00:00	348	2.2	213	34.1
15:00:00	334	2.2	178	34.7
16:00:00	421	1.6	214	33.8
17:00:00	359	2.4	191	35.4
18:00:00	262	3.1	166	35.0
19:00:00	174	4.9	112	35.8
20:00:00	134	5.8	78	35.4
21:00:00	65	9.4	34	35.9
22:00:00	34	14.8	23	35.3
23:00:00	16	22.5	12	36.3
00:00:00	3	37.5	3	37.5
01:00:00	3	29.2	1	42.5
02:00:00	2	18.8	2	37.5
03:00:00	2	35.0	1	42.5
04:00:00	4	38.8	3	42.5
05:00:00	17	16.5	15	35.5
06:00:00	47	12.8	41	38.6
07:00:00	138	6.5	102	36.7
08:00:00	209	3.8	121	35.5
09:00:00	324	2.5	198	34.7
10:00:00	435	1.7	286	35.0
11:00:00	367	2.2	230	35.0
12:00:00	423	2.0	239	34.7
13:00:00	353	2.5	228	34.9
14:00:00	377	2.1	203	35.1
15:00:00	413	1.6	234	34.1
16:00:00	371	1.9	207	34.5
17:00:00	354	2.2	189	35.2
18:00:00	230	3.3	145	35.9
19:00:00	146	5.0	102	35.8
20:00:00	99	7.6	60	35.9

Starting Hour	Count	Average Speed of all Traffic	Violator Counts	Average Speed of Violators
21:00:00	88	7.2	55	35.9
22:00:00	51	13.8	34	37.2
23:00:00	14	26.3	7	38.9
00:00:00	5	30.0	4	38.8
01:00:00	4	27.5	1	32.5
02:00:00	2	35.0	2	35.0
03:00:00	0	N/A	N/A	N/A
04:00:00	2	35.0	2	35.0
05:00:00	10	27.5	7	36.8
06:00:00	56	12.4	39	38.3
07:00:00	131	6.5	95	37.1
08:00:00	211	3.8	128	35.2
09:00:00	299	2.5	174	35.5
10:00:00	387	1.9	151	34.2
11:00:00	400	1.9	226	35.0
12:00:00	390	2.0	218	34.8
13:00:00	413	1.7	236	34.5
14:00:00	339	2.1	192	34.7
15:00:00	400	1.8	182	34.4
16:00:00	493	1.7	252	34.4
17:00:00	393	2.2	229	34.6
18:00:00	237	3.5	151	36.0
19:00:00	172	4.6	106	35.8
20:00:00	112	6.3	75	35.4
21:00:00	76	9.0	43	36.3
22:00:00	25	21.3	22	36.4
23:00:00	17	24.4	13	36.0
00:00:00	3	34.2	2	40.0
01:00:00	1	37.5	1	37.5
02:00:00	1	27.5	0	0.0
03:00:00	2	37.5	2	37.5
04:00:00	5	17.5	3	32.5
05:00:00	12	17.3	9	32.5
06:00:00	48	13.3	32	38.9
07:00:00	149	5.2	88	36.0
08:00:00	211	3.2	129	35.0
09:00:00	300	2.8	187	35.1
10:00:00	404	1.9	236	34.7
11:00:00	365	2.2	213	34.9
12:00:00	382	2.0	207	34.3
13:00:00	417	1.9	227	34.4
14:00:00	390	2.0	247	35.1
15:00:00	373	1.9	207	34.7
16:00:00	392	1.8	245	35.2
17:00:00	412	1.9	248	35.0
18:00:00	279	2.9	199	35.6
19:00:00	184	4.7	134	36.8
20:00:00	93	8.0	70	36.6
21:00:00	67	12.6	46	37.1
22:00:00	40	16.3	31	37.3
23:00:00	29	17.2	21	35.6

Starting Hour	Count	Average Speed of all Traffic	Violator Counts	Average Speed of Violators
00:00:00	20	25.6	16	37.5
01:00:00	6	39.2	6	39.2
02:00:00	2	40.0	2	40.0
03:00:00	2	40.0	1	52.5
04:00:00	3	35.8	3	35.8
05:00:00	11	31.1	10	38.5
06:00:00	25	17.1	17	36.6
07:00:00	62	11.5	45	36.4
08:00:00	153	5.5	88	35.8
09:00:00	312	2.6	186	35.8
10:00:00	366	2.4	231	35.4
11:00:00	442	2.1	263	35.0
12:00:00	440	1.9	256	35.0
13:00:00	460	1.9	286	34.8
14:00:00	403	1.9	242	35.1
15:00:00	400	2.0	257	34.8
16:00:00	356	2.1	224	35.2
17:00:00	294	3.2	184	35.1
18:00:00	176	4.0	121	35.7
19:00:00	137	5.0	97	35.4
20:00:00	77	9.4	59	37.0
21:00:00	47	11.1	29	34.9
22:00:00	55	11.8	43	36.3
23:00:00	22	19.9	13	36.3
00:00:00	4	33.8	3	35.8
01:00:00	7	38.9	7	38.9
02:00:00	3	29.2	1	37.5
03:00:00	3	44.2	3	44.2
04:00:00	0	N/A	N/A	N/A
05:00:00	4	33.8	3	35.8
06:00:00	18	22.1	12	37.5
07:00:00	44	15.5	28	38.6
08:00:00	92	7.3	51	36.3
09:00:00	207	3.7	131	35.3
10:00:00	262	3.3	172	36.3
11:00:00	318	2.3	234	35.5
12:00:00	363	1.9	245	35.1
13:00:00	368	2.2	227	35.1
14:00:00	297	2.9	164	35.2
15:00:00	314	2.5	219	34.9
16:00:00	307	2.7	208	34.8
17:00:00	260	2.6	149	35.1
18:00:00	158	5.0	109	35.4
19:00:00	119	6.6	79	36.6
20:00:00	85	9.3	51	36.6
21:00:00	38	14.3	25	36.1
22:00:00	21	20.6	14	37.9
23:00:00	11	30.5	6	38.3
00:00:00	6	35.0	5	36.5
01:00:00	3	26.7	3	37.5
02:00:00	2	18.8	2	37.5

Starting Hour	Count	Average Speed of all Traffic	Violator Counts	Average Speed of Violators
03:00:00	2	42.5	2	42.5
04:00:00	7	31.8	5	34.5
05:00:00	14	24.3	8	37.5
06:00:00	42	16.7	36	38.2
07:00:00	135	6.2	91	36.8
08:00:00	210	3.2	118	34.4
09:00:00	295	3.1	190	35.3
10:00:00	390	2.1	245	34.9
11:00:00	380	2.3	243	35.3
12:00:00	439	1.7	270	34.8
13:00:00	421	2.0	255	35.0
14:00:00	395	1.9	244	34.7
15:00:00	377	2.1	228	34.8
16:00:00	423	1.9	254	34.4
17:00:00	374	2.4	224	34.9
18:00:00	217	3.5	140	35.3
19:00:00	143	5.5	98	35.9
20:00:00	84	7.9	58	36.2
21:00:00	67	11.1	46	37.3
22:00:00	41	14.2	26	37.7
23:00:00	15	18.3	14	35.7
00:00:00	5	36.5	4	38.8
01:00:00	2	42.5	2	42.5
02:00:00	3	32.5	2	35.0
03:00:00	0	N/A	N/A	N/A
04:00:00	4	25.6	4	33.8
05:00:00	10	27.5	6	37.5
06:00:00	58	11.6	49	36.7
07:00:00	138	5.9	84	36.5
08:00:00	193	3.6	111	35.0
09:00:00	370	2.1	182	34.5
10:00:00	424	1.7	242	34.7
11:00:00	440	1.8	278	35.0
12:00:00	454	1.6	302	35.1
13:00:00	395	2.0	232	34.4
14:00:00	384	2.0	227	34.5
15:00:00	351	1.9	187	33.9
16:00:00	400	1.7	201	34.2
17:00:00	367	2.1	192	34.3
18:00:00	247	3.1	131	34.9
19:00:00	144	5.7	83	36.3
20:00:00	108	6.9	66	35.5
21:00:00	93	7.4	67	35.8
22:00:00	36	17.0	24	37.7
23:00:00	22	16.7	18	35.0
00:00:00	13	21.2	6	33.3
01:00:00	4	28.8	2	40.0
02:00:00	4	26.9	4	36.3
03:00:00	3	9.2	0	0.0
04:00:00	9	23.1	5	32.5
05:00:00	6	27.1	5	33.5



Starting Hour	Count	Average Speed of all Traffic	Violator Counts	Average Speed of Violators
06:00:00	60	12.5	50	39.0
07:00:00	154	5.4	114	36.8
08:00:00	225	3.1	130	35.3
09:00:00	345	1.8	217	34.5
10:00:00	478	1.7	291	34.9
11:00:00	506	1.4	303	34.9
12:00:00	445	1.7	254	34.7
13:00:00	396	2.1	206	34.7
14:00:00	386	1.8	222	34.3
15:00:00	427	1.7	245	34.2
16:00:00	478	1.5	221	34.3
17:00:00	405	2.0	226	34.9
18:00:00	278	2.5	147	34.6
19:00:00	153	4.7	91	35.4
20:00:00	128	6.1	88	35.6
21:00:00	92	6.4	52	35.6
22:00:00	47	14.0	30	36.3
23:00:00	15	20.5	12	35.4
00:00:00	6	31.3	6	38.3
01:00:00	3	35.8	2	40.0
02:00:00	2	30.0	1	32.5
03:00:00	1	37.5	1	37.5
04:00:00	3	32.5	2	35.0
05:00:00	8	22.5	5	33.5
06:00:00	50	12.9	42	38.0
07:00:00	124	6.4	84	36.5
08:00:00	258	3.0	152	34.9
09:00:00	412	2.0	232	34.9
10:00:00	476	1.8	285	35.0
11:00:00	494	1.7	308	34.8
12:00:00	466	1.6	289	34.3
13:00:00	459	1.9	283	34.6
14:00:00	373	1.9	229	34.5
15:00:00	444	1.7	260	34.3
16:00:00	489	1.6	260	34.3
17:00:00	413	2.1	248	35.0
18:00:00	281	2.4	174	35.3
19:00:00	194	3.8	138	35.7
20:00:00	129	6.0	91	35.4
21:00:00	85	6.3	54	35.7
22:00:00	57	9.6	42	35.7
23:00:00	17	17.1	11	36.6
00:00:00	10	35.8	9	41.4
01:00:00	0	N/A	N/A	N/A
02:00:00	0	N/A	N/A	N/A
03:00:00	2	35.0	2	35.0
04:00:00	7	30.7	6	36.7
05:00:00	12	26.0	9	36.9
06:00:00	52	16.1	42	38.2
07:00:00	130	6.2	73	36.6
08:00:00	233	3.3	134	35.0

Starting Hour	Count	Average Speed of all Traffic	Violator Counts	Average Speed of Violators
09:00:00	305	2.6	202	35.1
10:00:00	448	2.0	234	34.5
11:00:00	431	2.1	240	34.6
12:00:00	460	1.7	279	35.0
13:00:00	443	1.8	300	34.9
14:00:00	469	1.8	286	34.9
15:00:00	457	1.6	311	34.8
16:00:00	530	1.6	293	34.5
17:00:00	421	1.9	250	34.9
18:00:00	338	2.1	222	34.9
19:00:00	195	4.1	141	36.1
20:00:00	127	5.5	86	35.6
21:00:00	114	5.2	62	35.0
22:00:00	42	11.5	32	35.8
23:00:00	32	23.5	21	38.9
00:00:00	12	20.6	10	36.0
01:00:00	3	39.2	3	39.2
02:00:00	0	N/A	N/A	N/A
03:00:00	3	25.0	1	47.5
04:00:00	3	44.2	3	44.2
05:00:00	8	30.6	8	38.8
06:00:00	26	21.1	19	39.3
07:00:00	80	8.7	55	37.5
08:00:00	162	4.9	99	35.8
09:00:00	348	2.3	216	35.0
10:00:00	399	2.0	240	35.1
11:00:00	461	2.0	263	35.3
12:00:00	455	1.8	296	35.1
13:00:00	499	1.8	312	34.8
14:00:00	429	1.9	238	34.7
15:00:00	379	2.2	236	34.9
16:00:00	399	1.9	214	34.5
17:00:00	310	2.5	207	34.6
18:00:00	192	3.8	135	35.8
19:00:00	149	5.2	89	35.0
20:00:00	78	7.8	46	35.9
21:00:00	81	7.7	38	35.4
22:00:00	36	16.7	29	36.5
23:00:00	28	20.0	16	39.4
00:00:00	15	25.2	11	38.0
01:00:00	5	36.5	4	38.8
02:00:00	5	37.5	4	40.0
03:00:00	3	44.2	3	44.2
04:00:00	0	N/A	N/A	N/A
05:00:00	1	22.5	0	0.0
06:00:00	17	21.8	12	36.3
07:00:00	36	17.1	22	37.5
08:00:00	78	9.2	48	35.7
09:00:00	207	3.3	135	35.2
10:00:00	281	2.8	174	35.3
11:00:00	337	2.4	215	35.1

Starting Hour	Count	Average Speed of all Traffic	Violator Counts	Average Speed of Violators
12:00:00	375	2.1	221	34.9
13:00:00	362	2.5	213	35.1
14:00:00	351	2.5	202	35.1
15:00:00	330	2.2	189	34.7
16:00:00	357	2.1	193	34.6
17:00:00	256	3.3	173	35.4
18:00:00	176	4.5	122	36.1
19:00:00	106	6.8	76	37.1
20:00:00	97	7.2	65	36.4
21:00:00	46	13.9	27	36.8
22:00:00	22	19.7	16	36.6
23:00:00	19	22.9	16	37.2
00:00:00	3	26.7	3	40.8
01:00:00	2	25.0	0	0.0
02:00:00	3	20.0	1	32.5
03:00:00	2	32.5	2	32.5
04:00:00	6	18.8	6	37.5
05:00:00	13	22.9	7	35.4
06:00:00	60	11.7	49	38.2
07:00:00	139	6.7	78	36.0
08:00:00	209	3.4	113	35.2
09:00:00	303	2.5	193	34.9
10:00:00	407	1.6	213	34.8
11:00:00	420	1.9	244	34.5
12:00:00	390	2.2	219	35.1
13:00:00	413	1.8	260	34.7
14:00:00	382	1.7	225	34.3
15:00:00	399	2.0	241	34.8
16:00:00	395	2.0	227	34.9
17:00:00	396	2.0	208	34.6
18:00:00	242	3.0	146	34.8
19:00:00	154	4.3	100	35.3
20:00:00	89	9.6	62	36.7
21:00:00	76	7.7	45	34.9
22:00:00	23	17.2	18	36.7
23:00:00	24	21.0	17	37.8
00:00:00	4	36.3	3	39.2
01:00:00	0	N/A	N/A	N/A
02:00:00	1	32.5	1	32.5
03:00:00	1	52.5	1	52.5
04:00:00	3	37.5	3	37.5
05:00:00	5	23.0	2	32.5
06:00:00	57	11.7	41	38.6
07:00:00	131	5.4	76	34.9
08:00:00	231	3.2	133	34.8
09:00:00	320	2.4	172	35.3
10:00:00	328	2.4	186	34.7
11:00:00	422	1.7	233	34.8
12:00:00	348	2.6	201	35.3
13:00:00	321	2.4	201	35.0
14:00:00	375	1.8	211	34.7

Starting Hour	Count	Average Speed of all Traffic	Violator Counts	Average Speed of Violators
15:00:00	358	2.0	199	35.1
16:00:00	443	1.8	225	34.2
17:00:00	355	2.2	183	34.1
18:00:00	260	3.1	161	35.8
19:00:00	135	5.5	89	35.8
20:00:00	111	6.7	62	36.9
21:00:00	79	7.4	52	34.9
22:00:00	37	18.4	29	36.3
23:00:00	24	22.2	16	38.8
00:00:00	6	26.7	6	41.7
01:00:00	0	N/A	N/A	N/A
02:00:00	1	27.5	0	0.0
03:00:00	1	47.5	1	47.5
04:00:00	4	32.5	3	34.2
05:00:00	20	13.5	17	36.6
06:00:00	48	12.7	35	37.6
07:00:00	152	5.3	116	36.6
08:00:00	203	3.3	127	34.7
09:00:00	375	2.2	229	34.8
10:00:00	476	1.5	310	34.9
11:00:00	417	1.7	253	34.3
12:00:00	400	1.8	232	34.9
13:00:00	370	1.9	228	34.8
14:00:00	340	2.1	181	34.5
15:00:00	394	2.1	243	35.3
16:00:00	393	2.1	203	34.7
17:00:00	392	2.1	198	34.6
18:00:00	205	4.0	129	35.6
19:00:00	165	5.2	96	35.9
20:00:00	116	6.6	75	36.1
21:00:00	83	9.0	54	35.7
22:00:00	40	16.3	33	36.4
23:00:00	23	18.2	15	35.2
00:00:00	13	26.0	12	39.2
01:00:00	7	35.7	7	41.8
02:00:00	1	27.5	0	0.0
03:00:00	3	44.2	3	44.2
04:00:00	4	33.8	3	35.8
05:00:00	12	23.5	7	35.4
06:00:00	47	13.5	31	37.5
07:00:00	163	5.2	105	35.7
08:00:00	221	3.9	126	35.1
09:00:00	387	2.2	236	35.4
10:00:00	388	2.0	202	34.8
11:00:00	424	1.8	254	34.5
12:00:00	380	2.1	237	35.0
13:00:00	390	1.9	219	34.8
14:00:00	377	1.8	235	34.7
15:00:00	359	2.3	208	34.7
16:00:00	424	1.8	217	34.4
17:00:00	441	1.7	262	34.6

Starting Hour	Count	Average Speed of all Traffic	Violator Counts	Average Speed of Violators
18:00:00	258	2.8	144	35.6
19:00:00	173	4.7	113	35.6
20:00:00	96	9.2	63	36.9
21:00:00	61	11.5	40	36.4
22:00:00	41	16.0	32	37.3
23:00:00	37	15.5	28	37.1
00:00:00	4	35.0	4	35.0
01:00:00	5	24.0	2	35.0
02:00:00	2	42.5	2	42.5
03:00:00	2	42.5	2	42.5
04:00:00	6	36.7	5	38.5
05:00:00	11	24.5	6	37.5
06:00:00	52	13.6	37	37.9
07:00:00	144	6.0	97	35.4
08:00:00	198	3.7	115	35.2
09:00:00	313	2.3	197	35.3
10:00:00	396	2.2	222	34.6
11:00:00	426	1.7	255	34.4
12:00:00	512	1.4	279	34.5
13:00:00	479	1.6	302	34.7
14:00:00	498	1.6	269	34.4
15:00:00	496	1.5	286	34.7
16:00:00	546	1.5	337	34.5
17:00:00	445	1.7	255	35.0
18:00:00	305	2.5	195	35.8
19:00:00	199	4.2	129	36.0
20:00:00	127	5.4	80	35.1
21:00:00	81	7.9	56	35.2
22:00:00	51	12.6	25	35.9
23:00:00	37	16.0	27	35.8
00:00:00	7	22.1	7	36.1
01:00:00	4	37.5	4	37.5
02:00:00	4	48.8	4	48.8
03:00:00	3	40.8	3	40.8
04:00:00	2	35.0	2	35.0
05:00:00	11	28.4	9	35.8
06:00:00	30	14.8	26	37.9
07:00:00	58	12.2	45	37.6
08:00:00	144	5.6	85	35.9
09:00:00	259	2.8	160	35.4
10:00:00	352	2.4	201	35.2
11:00:00	404	2.3	249	35.4
12:00:00	441	2.0	268	34.9
13:00:00	428	1.9	230	34.7
14:00:00	387	2.0	240	35.5
15:00:00	383	2.1	249	35.2
16:00:00	373	2.2	233	35.1
17:00:00	264	2.3	152	34.3
18:00:00	210	3.8	140	36.0
19:00:00	142	5.7	91	36.5
20:00:00	88	7.2	59	36.1

Starting Hour	Count	Average Speed of all Traffic	Violator Counts	Average Speed of Violators
21:00:00	62	10.0	34	35.3
22:00:00	50	11.3	30	35.3
23:00:00	38	15.4	21	36.1
00:00:00	22	20.2	13	36.3
01:00:00	5	26.0	3	34.2
02:00:00	2	45.0	2	45.0
03:00:00	3	25.0	3	35.8
04:00:00	2	40.0	2	40.0
05:00:00	4	23.1	3	32.5
06:00:00	15	24.5	11	39.3
07:00:00	35	16.0	26	36.9
08:00:00	95	8.7	46	36.1
09:00:00	245	3.5	147	36.1
10:00:00	295	2.5	201	35.1
11:00:00	382	2.2	238	35.4
12:00:00	370	2.1	237	35.1
13:00:00	367	2.4	210	34.9
14:00:00	319	2.5	208	35.0
15:00:00	394	2.0	227	34.8
16:00:00	293	2.3	176	34.7
17:00:00	265	2.9	179	35.8
18:00:00	184	4.1	126	35.5
19:00:00	150	4.9	104	35.9
20:00:00	107	8.3	62	36.9
21:00:00	42	13.0	31	35.2
22:00:00	27	18.4	18	35.8
23:00:00	21	18.1	16	35.3
00:00:00	6	37.5	5	40.5
01:00:00	4	32.5	2	37.5
02:00:00	2	30.0	1	32.5
03:00:00	1	32.5	1	32.5
04:00:00	4	38.8	3	42.5
05:00:00	18	26.0	14	37.5
06:00:00	47	13.3	31	37.8
07:00:00	166	5.4	100	35.8
08:00:00	221	3.4	117	35.1
09:00:00	352	2.4	205	34.8
10:00:00	411	1.7	234	34.5
11:00:00	413	1.8	237	34.7
12:00:00	414	2.0	282	35.4
13:00:00	399	2.2	249	34.7
14:00:00	369	2.1	238	34.5
15:00:00	349	2.0	200	34.9
16:00:00	445	2.0	248	35.0
17:00:00	380	2.0	218	34.5
18:00:00	186	4.0	111	35.6
19:00:00	145	5.1	86	36.0
20:00:00	102	7.7	61	36.4
21:00:00	66	9.9	43	35.4
22:00:00	30	16.1	23	37.3
23:00:00	14	25.2	11	40.7

Starting Hour	Count	Average Speed of all Traffic	Violator Counts	Average Speed of Violators
00:00:00	4	38.8	3	42.5
01:00:00	2	35.0	2	35.0
02:00:00	6	29.6	5	36.5
03:00:00	3	35.8	3	35.8
04:00:00	2	37.5	2	37.5
05:00:00	11	21.6	7	36.8
06:00:00	44	12.6	37	37.6
07:00:00	155	5.0	96	35.7
08:00:00	193	4.1	109	35.6
09:00:00	376	2.1	211	34.5
10:00:00	424	1.9	242	34.6
11:00:00	429	1.9	239	34.7
12:00:00	422	1.9	247	34.9
13:00:00	372	2.0	196	34.8
14:00:00	373	2.0	192	34.5
15:00:00	375	2.1	197	34.5
16:00:00	390	1.7	227	34.3
17:00:00	362	2.2	201	34.8
18:00:00	235	3.2	161	34.9
19:00:00	169	4.6	104	36.2
20:00:00	99	7.3	62	35.4
21:00:00	67	9.4	39	35.7
22:00:00	40	13.4	27	36.4
23:00:00	24	21.5	17	39.0
00:00:00	9	33.9	8	40.6
01:00:00	1	32.5	1	32.5
02:00:00	2	40.0	2	40.0
03:00:00	1	47.5	1	47.5
04:00:00	5	12.0	4	32.5
05:00:00	21	25.6	15	37.5
06:00:00	44	14.6	37	38.4
07:00:00	160	4.6	112	36.3
08:00:00	214	3.9	126	35.0
09:00:00	391	2.1	240	35.1
10:00:00	391	2.0	230	34.5
11:00:00	436	2.0	251	34.9
12:00:00	408	2.1	237	34.5
13:00:00	360	2.0	200	34.7
14:00:00	368	1.8	176	33.9
15:00:00	363	2.2	199	34.6
16:00:00	443	1.8	239	34.5
17:00:00	379	1.7	209	34.4
18:00:00	279	3.0	160	34.8
19:00:00	165	5.1	104	35.6
20:00:00	117	5.8	70	35.7
21:00:00	75	8.9	47	36.1
22:00:00	48	15.7	29	38.7
23:00:00	19	17.1	10	36.0
00:00:00	6	23.3	6	35.0
01:00:00	4	30.6	4	38.8
02:00:00	1	47.5	1	47.5

Starting Hour	Count	Average Speed of all Traffic	Violator Counts	Average Speed of Violators
03:00:00	0	N/A	N/A	N/A
04:00:00	3	32.5	2	35.0
05:00:00	11	30.2	7	41.1
06:00:00	53	14.5	40	38.4
07:00:00	153	5.0	98	35.7
08:00:00	225	3.4	147	35.4
09:00:00	381	2.3	224	35.5
10:00:00	382	2.1	219	34.7
11:00:00	389	2.6	225	35.2
12:00:00	402	1.9	213	34.6
13:00:00	387	1.8	242	34.5
14:00:00	393	1.8	213	34.8
15:00:00	349	2.1	203	34.6
16:00:00	445	1.7	234	34.2
17:00:00	419	1.9	234	34.8
18:00:00	226	3.8	140	36.0
19:00:00	170	3.7	102	35.2
20:00:00	107	6.1	68	34.8
21:00:00	76	9.2	46	36.0
22:00:00	37	13.1	29	35.9
23:00:00	18	28.6	14	38.6
00:00:00	5	33.0	4	45.0
01:00:00	2	45.0	2	45.0
02:00:00	0	N/A	N/A	N/A
03:00:00	1	42.5	1	42.5
04:00:00	6	24.6	2	35.0
05:00:00	13	22.7	10	38.5
06:00:00	36	14.6	21	37.5
07:00:00	125	7.9	76	36.2
08:00:00	207	3.9	107	35.5
09:00:00	348	2.4	207	35.3
10:00:00	423	2.0	204	35.4
11:00:00	443	1.6	215	33.9
12:00:00	413	1.6	186	33.6
13:00:00	466	1.6	217	34.2
14:00:00	488	1.7	290	34.8
15:00:00	514	1.6	287	34.7
16:00:00	514	1.6	276	34.3
17:00:00	497	1.5	302	34.8
18:00:00	334	2.5	221	35.8
19:00:00	169	4.5	108	35.8
20:00:00	90	9.5	60	37.3
21:00:00	59	10.8	37	35.9
22:00:00	35	20.7	23	39.5
23:00:00	32	17.1	26	36.5
00:00:00	9	25.6	6	40.0
01:00:00	4	41.3	4	41.3
02:00:00	1	57.5	1	57.5
03:00:00	1	27.5	0	0.0
04:00:00	3	39.2	2	45.0
05:00:00	10	35.8	10	39.0



Starting Hour	Count	Average Speed of all Traffic	Violator Counts	Average Speed of Violators
06:00:00	21	15.8	20	37.5
07:00:00	55	12.3	28	37.1
08:00:00	161	4.8	106	36.4
09:00:00	308	2.7	206	36.0
10:00:00	424	2.0	272	35.2
11:00:00	477	1.7	291	35.4
12:00:00	495	1.9	313	35.6
13:00:00	438	1.7	297	34.9
14:00:00	393	1.9	239	35.0
15:00:00	397	2.2	244	35.3
16:00:00	388	2.0	237	34.5
17:00:00	311	2.4	189	35.1
18:00:00	245	3.3	149	35.1
19:00:00	146	5.1	97	35.9
20:00:00	86	7.7	61	36.4
21:00:00	59	12.6	30	36.2
22:00:00	47	13.7	31	37.0
23:00:00	29	19.0	20	35.8
00:00:00	9	23.9	9	36.4
01:00:00	9	36.7	8	41.9
02:00:00	5	32.0	5	41.5
03:00:00	3	23.3	3	35.8
04:00:00	2	42.5	2	42.5
05:00:00	2	32.5	1	37.5
06:00:00	23	19.8	15	37.5
07:00:00	46	11.7	30	35.5
08:00:00	90	7.8	62	36.1
09:00:00	244	3.9	155	35.9
10:00:00	332	2.5	216	35.9
11:00:00	392	2.1	210	34.9
12:00:00	437	1.8	255	35.4
13:00:00	411	2.3	267	35.6
14:00:00	394	2.3	228	35.2
15:00:00	352	2.0	213	34.3
16:00:00	314	2.6	168	34.9
17:00:00	290	2.8	167	35.1
18:00:00	166	5.2	101	36.3
19:00:00	132	6.0	77	35.9
20:00:00	85	8.2	49	35.5
21:00:00	58	12.5	40	37.3
22:00:00	36	15.7	24	37.1
23:00:00	14	24.3	10	38.0
00:00:00	9	20.3	8	38.8
01:00:00	9	27.8	9	41.4
02:00:00	2	21.3	2	42.5
03:00:00	1	32.5	1	32.5
04:00:00	6	32.5	4	35.0
05:00:00	9	29.4	6	37.5
06:00:00	18	25.7	14	38.9
07:00:00	52	11.5	36	36.1
08:00:00	118	5.7	65	34.9

Starting Hour	Count	Average Speed of all Traffic	Violator Counts	Average Speed of Violators
09:00:00	271	3.3	178	35.8
10:00:00	340	2.2	213	35.3
11:00:00	386	2.2	243	35.0
12:00:00	395	2.1	255	35.2
13:00:00	379	1.9	230	34.9
14:00:00	370	2.2	238	35.1
15:00:00	340	2.6	201	35.1
16:00:00	341	2.5	205	34.7
17:00:00	265	3.0	185	35.5
18:00:00	183	3.7	126	35.5
19:00:00	102	6.0	73	35.1
20:00:00	88	8.2	58	36.2
21:00:00	28	14.7	18	36.4
22:00:00	20	16.5	14	33.9
23:00:00	9	24.2	7	33.9
00:00:00	0	N/A	N/A	N/A
01:00:00	1	32.5	1	32.5
02:00:00	1	37.5	1	37.5
03:00:00	0	N/A	N/A	N/A
04:00:00	4	36.3	3	39.2
05:00:00	10	30.8	7	36.8
06:00:00	50	10.8	39	36.3
07:00:00	169	4.2	97	35.2
08:00:00	190	4.6	95	35.7
09:00:00	307	2.2	200	34.9
10:00:00	358	2.1	177	34.6
11:00:00	390	1.8	225	34.5
12:00:00	343	2.3	212	35.0
13:00:00	320	2.3	184	34.7
14:00:00	327	2.1	188	34.4
15:00:00	367	1.9	210	34.5
16:00:00	382	1.9	190	34.3
17:00:00	351	1.8	188	34.0
18:00:00	193	4.0	117	35.9
19:00:00	148	5.7	83	35.8
20:00:00	91	7.9	61	35.5
21:00:00	52	10.3	30	35.5
22:00:00	38	15.5	26	36.7
23:00:00	21	23.1	16	37.2
00:00:00	7	31.8	4	35.0
01:00:00	3	39.2	2	45.0
02:00:00	0	N/A	N/A	N/A
03:00:00	5	29.0	3	39.2
04:00:00	5	30.5	2	35.0
05:00:00	20	19.1	14	36.4
06:00:00	44	15.9	38	38.3
07:00:00	154	4.5	86	35.2
08:00:00	189	3.3	105	34.9
09:00:00	247	3.3	152	35.5
10:00:00	300	2.5	183	35.3
11:00:00	368	2.0	194	34.8

Starting Hour	Count	Average Speed of all Traffic	Violator Counts	Average Speed of Violators
12:00:00	309	2.3	177	34.7
13:00:00	351	2.1	178	34.4
14:00:00	345	2.2	185	34.3
15:00:00	338	2.4	182	34.8
16:00:00	434	1.7	238	34.5
17:00:00	384	2.2	218	34.8
18:00:00	218	3.7	128	35.1
19:00:00	143	5.3	94	35.6
20:00:00	97	6.5	46	34.7
21:00:00	79	6.9	38	34.5
22:00:00	38	15.1	26	36.9
23:00:00	17	27.8	15	36.5
00:00:00	3	34.2	2	37.5
01:00:00	3	9.2	0	0.0
02:00:00	4	16.3	2	37.5
03:00:00	0	N/A	N/A	N/A
04:00:00	2	30.0	1	32.5
05:00:00	14	27.3	11	36.6
06:00:00	54	15.0	40	37.8
07:00:00	159	5.5	96	36.0
08:00:00	245	2.7	132	34.7
09:00:00	302	2.9	172	35.1
10:00:00	385	2.0	219	35.1
11:00:00	367	1.9	203	34.4
12:00:00	344	1.9	207	34.6
13:00:00	353	2.0	197	34.6
14:00:00	310	2.4	177	34.5
15:00:00	338	2.3	183	34.9
16:00:00	384	1.8	211	34.6
17:00:00	427	1.7	234	34.1
18:00:00	221	4.0	136	36.3
19:00:00	151	4.8	93	35.0
20:00:00	106	6.6	58	35.3
21:00:00	74	9.1	45	34.9
22:00:00	36	18.3	25	37.3
23:00:00	12	21.0	8	38.1
00:00:00	4	30.6	3	45.8
01:00:00	1	42.5	1	42.5
02:00:00	1	32.5	1	32.5
03:00:00	3	32.5	2	35.0
04:00:00	7	26.1	6	36.7
05:00:00	18	22.5	14	36.8
06:00:00	56	11.9	45	37.4
07:00:00	151	5.2	99	35.8
08:00:00	177	4.4	108	35.4
09:00:00	289	2.7	152	35.0
10:00:00	378	1.9	212	34.6
11:00:00	396	2.0	213	34.4
12:00:00	435	1.6	243	34.5
13:00:00	448	1.7	243	34.9
14:00:00	448	1.7	249	34.5

Starting Hour	Count	Average Speed of all Traffic	Violator Counts	Average Speed of Violators
15:00:00	484	1.3	244	34.4
16:00:00	501	1.6	272	34.7
17:00:00	430	2.0	263	35.0
18:00:00	282	3.6	181	36.1
19:00:00	194	4.9	115	36.1
20:00:00	105	5.5	66	34.9
21:00:00	38	16.6	27	36.6
22:00:00	46	13.1	27	37.3
23:00:00	14	26.8	14	37.5
00:00:00	15	23.3	12	37.5
01:00:00	5	40.5	4	43.8
02:00:00	4	37.5	4	37.5
03:00:00	2	30.0	1	32.5
04:00:00	2	40.0	2	40.0
05:00:00	18	28.6	14	40.4
06:00:00	21	17.3	14	36.4
07:00:00	52	12.0	36	36.9
08:00:00	149	5.3	77	36.3
09:00:00	268	2.9	147	35.2
10:00:00	349	2.3	207	35.3
11:00:00	430	1.9	240	34.5
12:00:00	407	2.1	244	34.4
13:00:00	374	2.3	205	34.7
14:00:00	365	1.9	209	34.5
15:00:00	402	1.9	245	34.6
16:00:00	412	1.7	220	34.3
17:00:00	324	2.2	179	34.8
18:00:00	195	3.9	122	35.5
19:00:00	143	5.2	81	35.7
20:00:00	73	9.6	46	36.1
21:00:00	49	12.0	28	35.7
22:00:00	47	11.2	32	35.9
23:00:00	28	19.6	20	37.5
00:00:00	16	23.9	10	37.5
01:00:00	2	45.0	2	45.0
02:00:00	3	34.2	2	37.5
03:00:00	2	32.5	1	37.5
04:00:00	1	47.5	1	47.5
05:00:00	8	23.4	7	36.8
06:00:00	21	19.0	16	35.6
07:00:00	29	19.1	20	38.0
08:00:00	140	6.1	93	36.0
09:00:00	241	3.7	149	36.3
10:00:00	317	2.9	215	35.3
11:00:00	382	2.1	220	35.0
12:00:00	413	2.0	228	35.2
13:00:00	372	2.3	223	34.6
14:00:00	364	2.1	222	34.6
15:00:00	287	2.5	172	35.3
16:00:00	323	2.3	205	34.9
17:00:00	254	3.0	145	34.9

Starting Hour	Count	Average Speed of all Traffic	Violator Counts	Average Speed of Violators
18:00:00	185	4.1	115	35.5
19:00:00	136	5.6	78	35.8
20:00:00	95	8.1	53	35.9
21:00:00	45	11.2	22	35.2
22:00:00	31	20.0	21	37.5
23:00:00	6	39.2	4	46.3
00:00:00	5	28.0	4	37.5
01:00:00	3	28.3	3	40.8
02:00:00	3	44.2	3	44.2
03:00:00	1	42.5	1	42.5
04:00:00	6	27.9	5	34.5
05:00:00	20	18.6	10	38.0
06:00:00	67	10.5	43	36.2
07:00:00	146	5.1	95	35.3
08:00:00	254	2.7	123	35.0
09:00:00	266	2.8	151	35.4
10:00:00	299	2.7	174	34.7
11:00:00	337	2.6	183	34.8
12:00:00	391	1.6	226	34.6
13:00:00	380	2.1	230	34.8
14:00:00	362	1.9	225	34.6
15:00:00	381	1.9	220	34.7
16:00:00	393	2.0	210	34.6
17:00:00	353	2.0	181	34.5
18:00:00	230	3.3	149	35.4
19:00:00	164	4.1	101	34.3
20:00:00	105	5.4	47	34.8
21:00:00	38	16.6	19	38.3
22:00:00	30	20.5	20	37.8
23:00:00	13	22.1	8	35.0
00:00:00	4	21.9	3	32.5
01:00:00	1	27.5	0	0.0
02:00:00	1	37.5	1	37.5
03:00:00	0	N/A	N/A	N/A
04:00:00	1	32.5	1	32.5
05:00:00	9	29.7	8	40.0
06:00:00	62	12.1	46	38.3
07:00:00	178	4.0	117	35.1
08:00:00	260	3.1	155	35.0
09:00:00	293	2.7	174	34.9
10:00:00	414	1.8	247	34.8
11:00:00	425	2.0	243	34.8
12:00:00	412	2.0	256	35.0
13:00:00	352	2.3	231	34.3
14:00:00	293	2.3	165	34.7
15:00:00	391	2.0	220	34.7
16:00:00	426	1.6	226	34.1
17:00:00	365	2.2	207	35.1
18:00:00	237	3.7	143	35.3
19:00:00	145	5.8	86	35.2
20:00:00	110	6.1	50	35.1

Starting Hour	Count	Average Speed of all Traffic	Violator Counts	Average Speed of Violators
21:00:00	58	11.7	39	35.8
22:00:00	36	17.0	23	37.3
23:00:00	8	27.5	6	37.5
00:00:00	7	23.9	3	44.2
01:00:00	2	40.0	2	40.0
02:00:00	3	35.8	3	35.8
03:00:00	2	40.0	2	40.0
04:00:00	8	30.6	3	37.5
05:00:00	17	26.6	14	37.5
06:00:00	67	9.8	47	35.6
07:00:00	178	4.3	123	35.7
08:00:00	246	3.1	149	35.5
09:00:00	310	2.5	175	34.9
10:00:00	426	1.8	262	34.9
11:00:00	467	1.7	275	34.5
12:00:00	422	1.9	227	34.8
13:00:00	396	1.9	241	34.6
14:00:00	341	2.3	215	35.0
15:00:00	377	2.0	197	34.4
16:00:00	391	1.9	214	34.6
17:00:00	406	1.9	219	34.5
18:00:00	227	3.9	130	35.7
19:00:00	136	6.1	85	35.9
20:00:00	134	5.2	77	34.8
21:00:00	71	8.6	47	35.4
22:00:00	42	11.3	21	36.3
23:00:00	13	30.4	12	39.6
00:00:00	2	35.0	2	35.0
01:00:00	0	N/A	N/A	N/A
02:00:00	0	N/A	N/A	N/A
03:00:00	3	37.5	3	37.5
04:00:00	4	35.0	2	42.5
05:00:00	12	25.0	8	40.0
06:00:00	59	12.4	43	37.5
07:00:00	148	5.4	97	36.2
08:00:00	273	2.6	135	34.2
09:00:00	259	3.0	133	34.9
10:00:00	299	2.3	168	34.9
11:00:00	337	2.4	179	34.8
12:00:00	335	2.4	190	35.1
13:00:00	341	2.1	179	34.3
14:00:00	343	2.1	187	34.5
15:00:00	377	2.1	230	34.8
16:00:00	447	1.7	226	34.4
17:00:00	376	2.2	209	34.7
18:00:00	240	2.7	132	35.0
19:00:00	151	4.6	102	34.5
20:00:00	88	8.1	50	35.1
21:00:00	39	11.3	21	34.6
22:00:00	26	20.4	12	40.4
23:00:00	19	23.8	12	37.1

Starting Hour	Count	Average Speed of all Traffic	Violator Counts	Average Speed of Violators
00:00:00	7	32.1	6	40.0
01:00:00	1	32.5	1	32.5
02:00:00	1	37.5	1	37.5
03:00:00	4	37.5	3	40.8
04:00:00	5	16.5	2	32.5
05:00:00	18	26.4	12	41.3
06:00:00	62	9.2	47	37.3
07:00:00	145	6.2	100	36.5
08:00:00	234	3.1	107	34.7
09:00:00	269	2.9	150	34.9
10:00:00	330	2.5	186	34.5
11:00:00	366	1.9	219	34.8
12:00:00	429	2.0	249	34.7
13:00:00	410	2.2	229	34.6
14:00:00	439	1.7	250	34.3
15:00:00	520	1.4	282	34.6
16:00:00	482	1.6	254	34.4
17:00:00	475	1.8	256	35.0
18:00:00	305	2.7	195	35.5
19:00:00	199	3.7	126	34.9
20:00:00	104	6.7	58	35.3
21:00:00	51	13.0	33	36.7
22:00:00	37	14.4	26	36.0
23:00:00	27	19.2	19	38.0

Incoming Histogram

A170 Outward

from Wed-Jul-21-2021-12-00-AM to Sat-Sep-11-2021-06-59-PM

A170 Linkfoot Lane Outward traffic

Date	Starting Hr:min	<15	15 to <20	20 to <25	25 to <30	30 to <35	35 to <40	40 to <45	45 to <50	50 to <55	55 to <60	60 to <65	65 to <70	70 to <75	75 to <80	80 to <85	85 to <90	90 to <95	95 to <100	100 to >105	Total Counts	85pct Speed	10MPH Pace	% in pace	# of Speeders	% Speeders
21/07/2021	00:00	0	0	0	2	1	1	0	0	0	0	0	0	0	0	0	0	0	0	0	4	35	30 to 40	100.0	2	50.0
21/07/2021	01:00	0	0	0	1	0	0	0	0	1	0	0	0	0	0	0	0	0	0	0	2	55	20 to 30	50.0	1	50.0
21/07/2021	02:00	0	0	0	0	0	0	2	1	0	0	0	0	0	0	0	0	0	0	0	3	50	40 to 50	100.0	3	100.0
21/07/2021	03:00	0	0	0	0	0	1	1	2	0	0	0	0	0	0	0	0	0	0	0	4	47.5	40 to 50	100.0	4	100.0
21/07/2021	04:00	0	0	2	3	2	2	0	0	0	0	0	0	0	0	0	0	0	0	0	9	37.5	25 to 35	77.8	4	44.4
21/07/2021	05:00	0	1	0	9	4	6	4	2	1	0	0	0	0	0	0	0	0	0	0	27	43.8	30 to 40	70.4	17	63.0
21/07/2021	06:00	0	0	9	23	17	9	6	2	0	0	0	0	0	0	0	0	0	0	0	66	38.9	25 to 35	74.2	34	51.5
21/07/2021	07:00	0	7	35	78	36	13	4	0	0	0	0	0	0	0	0	0	0	0	0	173	33.8	25 to 35	86.1	53	30.6
21/07/2021	08:00	0	10	67	125	55	10	2	0	0	0	0	0	0	0	0	0	0	0	0	269	32.5	25 to 35	91.8	67	24.9
21/07/2021	09:00	1	12	61	127	71	20	4	0	0	0	0	0	0	0	0	0	0	0	0	296	33.6	25 to 35	87.5	95	32.1
21/07/2021	10:00	2	8	57	114	62	18	1	0	0	0	0	0	0	0	0	0	0	0	0	262	33.4	25 to 35	88.9	81	30.9
21/07/2021	11:00	0	12	78	120	66	20	1	0	0	0	0	0	0	0	0	0	0	0	0	297	33.2	25 to 35	88.9	87	29.3
21/07/2021	12:00	0	3	60	105	59	17	6	1	0	0	0	0	0	0	0	0	0	0	0	251	33.8	25 to 35	89.2	83	33.1
21/07/2021	13:00	2	8	31	103	73	24	5	1	0	0	0	0	0	0	0	0	0	0	0	247	34.5	25 to 35	83.8	103	41.7
21/07/2021	14:00	0	10	49	102	54	16	6	0	1	0	0	0	0	0	0	0	0	0	0	238	33.8	25 to 35	86.1	77	32.4
21/07/2021	15:00	1	12	61	131	67	23	6	2	0	0	0	0	0	0	0	0	0	0	0	303	34	25 to 35	85.5	98	32.3
21/07/2021	16:00	1	8	64	141	65	11	4	0	0	0	0	0	0	0	0	0	0	0	0	294	32.8	25 to 35	91.8	80	27.2
21/07/2021	17:00	0	4	48	97	59	17	9	1	0	0	0	0	0	0	0	0	0	0	0	235	34.3	25 to 35	86.8	86	36.6
21/07/2021	18:00	0	1	14	60	71	30	11	1	0	0	0	0	0	0	0	0	0	0	0	188	37.3	30 to 40	85.6	113	60.1
21/07/2021	19:00	0	1	12	40	43	32	6	7	0	0	1	0	0	0	0	0	0	0	0	142	38.9	30 to 40	81.0	89	62.7
21/07/2021	20:00	0	2	5	19	34	22	8	3	0	0	0	0	0	0	0	0	0	0	0	93	39.3	30 to 40	80.6	67	72.0
21/07/2021	21:00	0	0	2	18	20	18	5	5	1	0	0	0	0	0	0	0	0	0	0	69	41	30 to 40	81.2	49	71.0
21/07/2021	22:00	0	1	3	16	7	7	2	1	0	0	0	0	0	0	0	0	0	0	0	37	37.9	30 to 40	81.1	17	45.9
21/07/2021	23:00	0	0	1	6	6	4	2	0	1	0	0	0	0	0	0	0	0	0	0	20	40	30 to 40	80.0	13	65.0
24 Hr Summary		7	100	659	1440	872	321	95	29	5	0	1	0	0	0	0	0	0	0	0	3529	34.6	25 to 35	84.2	1323	37.5



Incoming Histogram

A170 Outward

from Wed-Jul-21-2021-12-00-AM to Sat-Sep-11-2021-06-59-PM

A170 Linkfoot Lane Outward traffic

Date	Starting Hr:min	<15	15 to <20	20 to <25	25 to <30	30 to <35	35 to <40	40 to <45	45 to <50	50 to <55	55 to <60	60 to <65	65 to <70	70 to <75	75 to <80	80 to <85	85 to <90	90 to <95	95 to <100	100 to >105	Total Counts	85pct Speed	10MPH Pace	% in pace	# of Speeders	% Speeders
22/07/2021	00:00	0	0	0	1	0	1	2	0	0	0	0	0	0	0	0	0	0	0	0	4	42.5	35 to 45	75.0	3	75.0
22/07/2021	01:00	0	0	0	0	0	0	1	0	0	0	0	0	0	0	0	0	0	0	0	1	45	35 to 45	100.0	1	100.0
22/07/2021	02:00	0	0	0	0	0	1	0	0	0	0	0	0	0	0	0	0	0	0	0	1	40	30 to 40	100.0	1	100.0
22/07/2021	03:00	0	0	0	0	1	0	1	0	0	0	0	0	0	0	0	0	0	0	0	2	45	35 to 45	100.0	2	100.0
22/07/2021	04:00	0	0	0	0	0	2	0	0	0	0	0	0	0	0	0	0	0	0	0	2	40	30 to 40	100.0	2	100.0
22/07/2021	05:00	0	0	0	3	5	4	4	1	0	0	0	0	0	0	0	0	0	0	0	17	42.5	35 to 45	76.5	14	82.4
22/07/2021	06:00	0	0	6	10	22	23	7	7	3	0	0	0	0	0	0	0	0	0	0	78	43.6	30 to 40	70.5	62	79.5
22/07/2021	07:00	0	1	13	47	79	36	10	7	2	0	0	0	0	0	0	0	0	0	0	195	38.6	30 to 40	83.1	134	68.7
22/07/2021	08:00	0	2	17	92	117	49	19	3	0	0	0	0	0	0	0	0	0	0	0	299	37.7	30 to 40	86.3	188	62.9
22/07/2021	09:00	1	2	28	100	166	78	16	2	0	0	0	0	0	0	0	0	0	0	0	393	37.4	30 to 40	87.5	262	66.7
22/07/2021	10:00	1	3	34	96	154	64	32	3	0	0	0	0	0	0	0	0	0	0	0	387	38.2	30 to 40	81.1	253	65.4
22/07/2021	11:00	3	7	31	119	138	65	17	0	0	0	0	0	0	0	0	0	0	0	0	380	36.9	30 to 40	84.7	220	57.9
22/07/2021	12:00	1	5	38	111	148	72	12	4	0	0	0	0	0	0	0	0	0	0	0	391	37	30 to 40	84.7	236	60.4
22/07/2021	13:00	2	7	26	119	153	62	10	0	0	0	0	0	0	0	0	0	0	0	0	379	36.2	30 to 40	88.1	225	59.4
22/07/2021	14:00	0	2	24	84	120	40	12	1	0	0	0	0	0	0	0	0	0	0	0	283	36.4	30 to 40	86.2	173	61.1
22/07/2021	15:00	0	4	42	135	150	54	6	2	0	0	0	0	0	0	0	0	0	0	0	393	35.3	30 to 40	86.3	212	53.9
22/07/2021	16:00	0	8	41	119	172	64	13	1	0	0	0	0	0	0	0	0	0	0	0	418	36.2	30 to 40	84.9	250	59.8
22/07/2021	17:00	0	1	23	116	130	73	21	3	0	0	0	0	0	0	0	0	0	0	0	367	37.9	30 to 40	86.9	227	61.9
22/07/2021	18:00	0	2	13	43	72	55	16	2	1	0	0	0	0	0	0	0	0	0	0	204	38.9	30 to 40	83.3	146	71.6
22/07/2021	19:00	2	0	11	43	46	27	12	1	0	0	0	0	0	0	0	0	0	0	0	142	38.5	30 to 40	81.7	86	60.6
22/07/2021	20:00	2	0	10	43	40	16	13	2	0	0	0	0	0	0	0	0	0	0	0	126	38.8	30 to 40	78.6	71	56.3
22/07/2021	21:00	0	0	3	27	24	18	7	0	0	0	0	0	0	0	0	0	0	0	0	79	38.6	30 to 40	87.3	49	62.0
22/07/2021	22:00	0	0	1	12	10	8	3	2	0	0	0	0	0	0	0	0	0	0	0	36	40	30 to 40	83.3	23	63.9
22/07/2021	23:00	0	0	1	5	2	5	4	0	0	0	0	0	0	0	0	0	0	0	0	17	41.2	30 to 40	70.6	11	64.7
24 Hr Summary		12	44	362	1325	1749	817	238	41	6	0	0	0	0	0	0	0	0	0	0	4594	37.5	30 to 40	84.7	2851	62.1

Incoming Histogram

A170 Outward

from Wed-Jul-21-2021-12-00-AM to Sat-Sep-11-2021-06-59-PM

A170 Linkfoot Lane Outward traffic

Date	Starting Hr:min	<15	15 to <20	20 to <25	25 to <30	30 to <35	35 to <40	40 to <45	45 to <50	50 to <55	55 to <60	60 to <65	65 to <70	70 to <75	75 to <80	80 to <85	85 to <90	90 to <95	95 to <100	100 to >105	Total Counts	85pct Speed	10MPH Pace	% in pace	# of Speeders	% Speeders
23/07/2021	00:00	0	1	1	1	2	2	2	0	0	0	0	0	0	0	0	0	0	0	0	9	42.5	35 to 45	66.7	6	66.7
23/07/2021	01:00	0	0	0	0	0	0	0	0	0	0	0	0	0	0	0	0	0	0	0	0	0	*	*	*	*
23/07/2021	02:00	0	0	0	0	0	0	0	0	0	0	0	0	0	0	0	0	0	0	0	0	0	*	*	*	*
23/07/2021	03:00	0	0	0	0	0	0	0	0	1	0	0	0	0	0	0	0	0	0	0	1	55	45 to 55	100.0	1	100.0
23/07/2021	04:00	0	0	0	3	1	2	2	1	0	0	0	0	0	0	0	0	0	0	0	9	45	30 to 40	66.7	6	66.7
23/07/2021	05:00	0	0	0	6	8	6	2	0	1	1	0	0	0	0	0	0	0	0	0	24	40	30 to 40	83.3	18	75.0
23/07/2021	06:00	0	1	0	17	15	15	10	6	0	0	0	0	0	0	0	0	0	0	0	64	43	30 to 40	73.4	46	71.9
23/07/2021	07:00	2	0	10	44	56	33	9	5	0	0	0	0	0	0	0	0	0	0	0	159	38.5	30 to 40	83.6	103	64.8
23/07/2021	08:00	0	2	34	103	98	32	5	1	0	0	0	0	0	0	0	0	0	0	0	275	34.8	25 to 35	85.5	136	49.5
23/07/2021	09:00	0	2	18	127	134	53	14	1	0	0	0	0	0	0	0	0	0	0	0	349	36.5	30 to 40	90.0	202	57.9
23/07/2021	10:00	0	3	37	118	130	54	14	1	0	0	0	0	0	0	0	0	0	0	0	357	36.4	30 to 40	84.6	199	55.7
23/07/2021	11:00	0	5	50	161	133	60	16	4	0	0	0	0	0	0	0	0	0	0	0	429	36.3	30 to 40	82.5	213	49.7
23/07/2021	12:00	0	6	43	130	163	87	20	5	0	0	0	0	0	0	0	0	0	0	0	454	37.5	30 to 40	83.7	275	60.6
23/07/2021	13:00	2	12	50	131	184	80	11	5	0	0	0	0	0	0	0	0	0	0	0	475	36.6	30 to 40	83.2	280	58.9
23/07/2021	14:00	2	3	43	152	139	75	13	3	0	0	0	0	0	0	0	0	0	0	0	430	36.8	30 to 40	85.1	230	53.5
23/07/2021	15:00	0	9	74	180	179	65	12	0	1	0	0	0	0	0	0	0	0	0	0	520	35	25 to 35	83.3	257	49.4
23/07/2021	16:00	0	3	32	158	184	99	16	2	0	0	0	0	0	0	0	0	0	0	0	494	37.2	30 to 40	89.3	301	60.9
23/07/2021	17:00	0	5	26	130	152	89	19	1	1	0	0	0	0	0	0	0	0	0	0	423	37.6	30 to 40	87.7	262	61.9
23/07/2021	18:00	0	3	20	86	103	62	21	4	2	1	0	0	0	0	0	0	0	0	0	302	38.6	30 to 40	83.1	193	63.9
23/07/2021	19:00	0	0	12	53	66	41	16	3	1	0	0	0	0	0	0	0	0	0	0	192	38.9	30 to 40	83.3	127	66.1
23/07/2021	20:00	0	0	2	25	36	30	10	4	0	0	0	0	0	0	0	0	0	0	0	107	39.7	30 to 40	85.0	80	74.8
23/07/2021	21:00	0	0	3	23	29	19	10	2	0	0	0	0	0	0	0	0	0	0	0	86	39.7	30 to 40	82.6	60	69.8
23/07/2021	22:00	0	0	2	19	16	12	1	1	1	0	0	0	0	0	0	0	0	0	0	52	37.9	30 to 40	90.4	31	59.6
23/07/2021	23:00	0	1	1	9	4	4	4	1	0	1	0	0	0	0	0	0	0	0	0	25	42.5	30 to 40	68.0	14	56.0
24 Hr Summary		6	56	458	1676	1832	920	227	50	8	3	0	0	0	0	0	0	0	0	0	5236	37.3	30 to 40	84.6	3040	58.1

Incoming Histogram

A170 Outward

from Wed-Jul-21-2021-12-00-AM to Sat-Sep-11-2021-06-59-PM

A170 Linkfoot Lane Outward traffic

Date	Starting Hr:min	<15	15 to <20	20 to <25	25 to <30	30 to <35	35 to <40	40 to <45	45 to <50	50 to <55	55 to <60	60 to <65	65 to <70	70 to <75	75 to <80	80 to <85	85 to <90	90 to <95	95 to <100	100 to >105	Total Counts	85pct Speed	10MPH Pace	% in pace	# of Speeders	% Speeders
24/07/2021	00:00	0	0	0	3	1	3	2	2	0	0	0	0	0	0	0	0	0	0	0	11	45	30 to 40	63.6	8	72.7
24/07/2021	01:00	0	0	0	1	1	1	2	1	0	0	0	0	0	0	0	0	0	0	0	6	45	35 to 45	66.7	5	83.3
24/07/2021	02:00	0	0	0	1	2	0	1	2	0	0	0	0	0	0	0	0	0	0	0	6	47.5	25 to 35	50.0	5	83.3
24/07/2021	03:00	0	0	0	0	1	0	1	0	0	0	0	0	0	0	0	0	0	0	0	2	45	35 to 45	100.0	2	100.0
24/07/2021	04:00	0	0	0	0	2	0	2	0	0	0	0	0	0	0	0	0	0	0	0	4	42.5	35 to 45	100.0	4	100.0
24/07/2021	05:00	0	0	3	5	3	6	0	0	1	0	0	0	0	0	0	0	0	0	0	18	38.3	30 to 40	77.8	10	55.6
24/07/2021	06:00	0	0	1	7	7	7	4	2	0	0	0	0	0	0	0	0	0	0	0	28	42.5	30 to 40	75.0	20	71.4
24/07/2021	07:00	0	0	0	13	38	25	10	2	2	0	0	0	0	0	0	0	0	0	0	90	40	30 to 40	84.4	77	85.6
24/07/2021	08:00	0	3	17	71	60	28	10	1	1	0	0	0	0	0	0	0	0	0	0	191	37	30 to 40	83.2	100	52.4
24/07/2021	09:00	0	3	14	83	112	64	16	3	0	0	0	0	0	0	0	0	0	0	0	295	38	30 to 40	87.8	195	66.1
24/07/2021	10:00	2	14	47	109	130	55	23	3	1	0	0	0	0	0	0	0	0	0	0	384	37.2	30 to 40	76.6	212	55.2
24/07/2021	11:00	2	5	51	169	124	58	10	2	0	0	0	0	0	0	0	0	0	0	0	421	35.6	30 to 40	83.4	194	46.1
24/07/2021	12:00	2	3	40	129	146	90	19	0	1	0	0	0	0	0	0	0	0	0	0	430	37.6	30 to 40	84.9	256	59.5
24/07/2021	13:00	1	5	40	124	116	76	27	7	1	0	0	0	0	0	0	0	0	0	0	397	38.4	30 to 40	79.6	227	57.2
24/07/2021	14:00	2	11	45	130	125	97	20	2	0	0	0	0	0	0	0	0	0	0	0	432	37.8	30 to 40	81.5	244	56.5
24/07/2021	15:00	3	3	20	138	163	91	19	5	1	0	0	0	0	0	0	0	0	0	0	443	37.7	30 to 40	88.5	279	63.0
24/07/2021	16:00	2	4	18	114	129	71	11	0	0	0	0	0	0	0	0	0	0	0	0	349	37.1	30 to 40	90.0	211	60.5
24/07/2021	17:00	3	2	37	97	115	54	12	3	1	0	0	0	0	0	0	0	0	0	0	324	36.9	30 to 40	82.1	185	57.1
24/07/2021	18:00	0	0	16	62	65	40	13	1	0	0	0	0	0	0	0	0	0	0	0	197	38	30 to 40	84.8	119	60.4
24/07/2021	19:00	0	0	13	50	32	14	3	1	0	0	0	0	0	0	0	0	0	0	0	113	35.4	30 to 40	85.0	50	44.2
24/07/2021	20:00	0	1	10	49	24	5	4	1	0	0	0	0	0	0	0	0	0	0	0	94	34.2	25 to 35	88.3	34	36.2
24/07/2021	21:00	0	1	5	22	15	12	6	1	0	0	0	0	0	0	0	0	0	0	0	62	39.2	30 to 40	79.0	34	54.8
24/07/2021	22:00	0	1	3	11	14	14	4	1	1	0	0	0	0	0	0	0	0	0	0	49	39.6	30 to 40	79.6	34	69.4
24/07/2021	23:00	0	1	1	9	4	6	5	0	0	0	0	0	0	0	0	0	0	0	0	26	41	30 to 40	73.1	15	57.7
24 Hr Summary		17	57	381	1397	1429	817	224	40	10	0	0	0	0	0	0	0	0	0	0	4372	37.7	30 to 40	83.3	2520	57.6

Incoming Histogram

A170 Outward

from Wed-Jul-21-2021-12-00-AM to Sat-Sep-11-2021-06-59-PM

A170 Linkfoot Lane Outward traffic

Date	Starting Hr:min	<15	15 to <20	20 to <25	25 to <30	30 to <35	35 to <40	40 to <45	45 to <50	50 to <55	55 to <60	60 to <65	65 to <70	70 to <75	75 to <80	80 to <85	85 to <90	90 to <95	95 to <100	100 to >105	Total Counts	85pct Speed	10MPH Pace	% in pace	# of Speeders	% Speeders
25/07/2021	00:00	0	0	0	3	2	6	4	1	1	0	0	0	0	0	0	0	0	0	0	17	43.8	35 to 45	70.6	14	82.4
25/07/2021	01:00	0	0	0	0	3	0	3	0	0	0	0	0	0	0	0	0	0	0	0	6	43.3	35 to 45	100.0	6	100.0
25/07/2021	02:00	0	0	0	0	0	1	2	1	0	0	0	0	0	0	0	0	0	0	0	4	45	40 to 50	100.0	4	100.0
25/07/2021	03:00	0	0	0	2	5	1	1	0	0	0	0	0	0	0	0	0	0	0	0	9	40	30 to 40	88.9	7	77.8
25/07/2021	04:00	0	0	0	0	1	2	2	1	0	0	0	0	0	0	0	0	0	0	0	6	45	35 to 45	83.3	6	100.0
25/07/2021	05:00	0	1	1	3	1	2	0	1	0	0	0	0	0	0	0	0	0	0	0	9	40	30 to 40	66.7	4	44.4
25/07/2021	06:00	0	0	1	3	10	4	2	3	0	0	0	0	0	0	0	0	0	0	0	23	45	30 to 40	73.9	19	82.6
25/07/2021	07:00	0	1	5	11	11	10	7	2	2	0	0	0	0	0	0	0	0	0	0	49	42.9	30 to 40	65.3	32	65.3
25/07/2021	08:00	0	0	4	36	52	42	12	2	0	0	0	0	0	0	0	0	0	0	0	148	39	30 to 40	87.8	108	73.0
25/07/2021	09:00	0	2	10	58	77	61	29	4	1	0	0	0	0	0	0	0	0	0	0	242	39.8	30 to 40	81.0	172	71.1
25/07/2021	10:00	2	1	14	86	112	77	28	3	0	0	0	0	0	0	0	0	0	0	0	323	38.9	30 to 40	85.1	220	68.1
25/07/2021	11:00	1	2	30	105	132	94	11	3	0	0	0	0	0	0	0	0	0	0	0	378	37.7	30 to 40	87.6	240	63.5
25/07/2021	12:00	0	4	27	114	166	89	20	2	0	0	0	0	0	0	0	0	0	0	0	422	37.7	30 to 40	87.4	277	65.6
25/07/2021	13:00	4	1	30	127	152	74	17	3	2	0	0	0	0	0	0	0	0	0	0	410	37.3	30 to 40	86.1	248	60.5
25/07/2021	14:00	2	0	21	82	149	75	17	3	1	0	0	0	0	0	0	0	0	0	0	350	37.9	30 to 40	87.4	245	70.0
25/07/2021	15:00	0	2	13	85	138	56	11	4	1	0	0	0	0	0	0	0	0	0	0	310	37.3	30 to 40	90.0	210	67.7
25/07/2021	16:00	0	3	23	119	117	61	16	0	1	0	0	0	0	0	0	0	0	0	0	340	37.2	30 to 40	87.4	195	57.4
25/07/2021	17:00	0	3	14	54	79	44	14	2	0	0	0	0	0	0	0	0	0	0	0	210	38.2	30 to 40	84.3	139	66.2
25/07/2021	18:00	0	2	15	53	72	34	7	2	0	0	0	0	0	0	0	0	0	0	0	185	37.2	30 to 40	85.9	115	62.2
25/07/2021	19:00	0	0	4	25	31	21	16	2	1	0	0	0	0	0	0	0	0	0	0	100	41.2	30 to 40	77.0	71	71.0
25/07/2021	20:00	0	0	8	24	27	19	6	3	1	0	0	0	0	0	0	0	0	0	0	88	39.2	30 to 40	79.5	56	63.6
25/07/2021	21:00	0	0	6	22	30	13	5	1	0	1	0	0	0	0	0	0	0	0	0	78	38.1	30 to 40	83.3	50	64.1
25/07/2021	22:00	0	0	0	3	6	6	2	1	0	0	0	0	0	0	0	0	0	0	0	18	40	30 to 40	83.3	15	83.3
25/07/2021	23:00	0	1	1	2	4	3	0	0	1	0	0	0	0	0	0	0	0	0	0	12	38.3	30 to 40	75.0	8	66.7
24 Hr Summary		9	23	227	1017	1377	795	232	44	12	1	0	0	0	0	0	0	0	0	0	3737	38.3	30 to 40	85.3	2461	65.9

Incoming Histogram

A170 Outward

from Wed-Jul-21-2021-12-00-AM to Sat-Sep-11-2021-06-59-PM

A170 Linkfoot Lane Outward traffic

Date	Starting Hr:min	<15	15 to <20	20 to <25	25 to <30	30 to <35	35 to <40	40 to <45	45 to <50	50 to <55	55 to <60	60 to <65	65 to <70	70 to <75	75 to <80	80 to <85	85 to <90	90 to <95	95 to <100	100 to >105	Total Counts	85pct Speed	10MPH Pace	% in pace	# of Speeders	% Speeders
26/07/2021	00:00	0	0	0	0	2	4	2	0	0	0	0	0	0	0	0	0	0	0	0	8	42.5	35 to 45	100.0	8	100.0
26/07/2021	01:00	0	0	0	1	1	0	2	0	0	0	0	0	0	0	0	0	0	0	0	4	42.5	35 to 45	75.0	3	75.0
26/07/2021	02:00	0	0	0	0	1	0	0	0	0	0	0	0	0	0	0	0	0	0	0	1	35	25 to 35	100.0	1	100.0
26/07/2021	03:00	0	0	1	0	1	0	0	1	0	0	0	0	0	0	0	0	0	0	0	3	50	25 to 35	66.7	2	66.7
26/07/2021	04:00	0	1	0	1	4	0	0	0	0	0	0	0	0	0	0	0	0	0	0	6	33.8	25 to 35	83.3	4	66.7
26/07/2021	05:00	0	0	0	4	4	5	3	3	0	0	0	0	0	0	0	0	0	0	0	19	45	30 to 40	68.4	15	78.9
26/07/2021	06:00	0	1	3	16	18	12	8	4	0	1	0	0	0	0	0	0	0	0	0	63	42.5	30 to 40	73.0	43	68.3
26/07/2021	07:00	0	6	14	53	56	38	11	2	0	0	0	0	0	0	0	0	0	0	0	180	38.2	30 to 40	81.7	107	59.4
26/07/2021	08:00	1	2	13	69	78	39	11	2	0	0	0	0	0	0	0	0	0	0	0	215	37.6	30 to 40	86.5	130	60.5
26/07/2021	09:00	1	6	20	85	126	64	17	1	1	0	0	0	0	0	0	0	0	0	0	321	37.7	30 to 40	85.7	209	65.1
26/07/2021	10:00	0	3	27	104	146	68	27	1	0	0	0	0	0	0	0	0	0	0	0	376	37.9	30 to 40	84.6	242	64.4
26/07/2021	11:00	1	5	32	107	162	73	14	3	0	0	0	0	0	0	0	0	0	0	0	397	37.1	30 to 40	86.1	252	63.5
26/07/2021	12:00	0	3	21	122	131	81	21	2	0	0	0	0	0	0	0	0	0	0	0	381	37.9	30 to 40	87.7	235	61.7
26/07/2021	13:00	1	4	36	132	154	60	11	2	0	0	0	0	0	0	0	0	0	0	0	400	36.1	30 to 40	86.5	227	56.8
26/07/2021	14:00	0	5	24	108	138	68	12	2	1	0	0	0	0	0	0	0	0	0	0	358	37.1	30 to 40	87.7	221	61.7
26/07/2021	15:00	0	5	21	95	128	71	8	2	0	0	0	0	0	0	0	0	0	0	0	330	37.2	30 to 40	89.1	209	63.3
26/07/2021	16:00	1	3	29	120	132	78	17	0	0	0	0	0	0	0	0	0	0	0	0	380	37.4	30 to 40	86.8	227	59.7
26/07/2021	17:00	0	3	28	102	126	56	12	0	0	0	0	0	0	0	0	0	0	0	0	327	36.7	30 to 40	86.9	194	59.3
26/07/2021	18:00	0	6	14	50	84	47	13	0	1	0	0	0	0	0	0	0	0	0	0	215	38.1	30 to 40	84.2	145	67.4
26/07/2021	19:00	0	2	9	43	53	29	13	4	3	0	0	0	0	0	0	0	0	0	0	156	39.5	30 to 40	80.1	102	65.4
26/07/2021	20:00	1	2	3	19	39	20	3	1	0	0	0	0	0	0	0	0	0	0	0	88	37.8	30 to 40	88.6	63	71.6
26/07/2021	21:00	0	0	3	8	26	3	6	1	1	0	0	0	0	0	0	0	0	0	0	48	40.8	25 to 35	77.1	37	77.1
26/07/2021	22:00	0	1	2	10	9	3	1	3	2	0	0	0	0	0	0	0	0	0	0	31	45	30 to 40	71.0	18	58.1
26/07/2021	23:00	0	0	0	0	3	4	4	0	0	0	0	0	0	0	0	0	0	0	0	11	42.5	35 to 45	100.0	11	100.0
24 Hr Summary		6	58	300	1249	1622	823	216	34	9	1	0	0	0	0	0	0	0	0	0	4318	37.6	30 to 40	85.5	2705	62.6

Incoming Histogram

A170 Outward

from Wed-Jul-21-2021-12-00-AM to Sat-Sep-11-2021-06-59-PM

A170 Linkfoot Lane Outward traffic

Date	Starting Hr:min	<15	15 to <20	20 to <25	25 to <30	30 to <35	35 to <40	40 to <45	45 to <50	50 to <55	55 to <60	60 to <65	65 to <70	70 to <75	75 to <80	80 to <85	85 to <90	90 to <95	95 to <100	100 to >105	Total Counts	85pct Speed	10MPH Pace	% in pace	# of Speeders	% Speeders
27/07/2021	00:00	0	0	0	0	3	1	0	0	0	0	0	0	0	0	0	0	0	0	0	4	35	30 to 40	100.0	4	100.0
27/07/2021	01:00	0	0	0	0	0	0	0	0	0	0	0	0	0	0	0	0	0	0	0	0	0	*	*	*	*
27/07/2021	02:00	0	0	0	0	0	0	0	0	0	0	0	0	0	0	0	0	0	0	0	0	0	*	*	*	*
27/07/2021	03:00	0	0	1	0	1	2	0	0	0	0	0	0	0	0	0	0	0	0	0	4	37.5	30 to 40	75.0	3	75.0
27/07/2021	04:00	0	0	0	1	2	1	1	0	0	0	0	0	0	0	0	0	0	0	0	5	40	30 to 40	80.0	4	80.0
27/07/2021	05:00	0	0	0	1	3	3	1	0	0	1	0	0	0	0	0	0	0	0	0	9	45	30 to 40	77.8	8	88.9
27/07/2021	06:00	0	0	4	10	23	21	8	1	2	1	0	0	0	0	0	0	0	0	0	70	41.2	30 to 40	77.1	56	80.0
27/07/2021	07:00	1	2	7	50	67	28	16	3	1	1	0	0	0	0	0	0	0	0	0	176	39.1	30 to 40	82.4	116	65.9
27/07/2021	08:00	1	1	13	74	102	47	15	1	0	0	0	0	0	0	0	0	0	0	0	254	37.7	30 to 40	87.8	165	65.0
27/07/2021	09:00	0	3	31	109	127	78	23	3	2	0	0	0	0	0	0	0	0	0	0	376	38.2	30 to 40	83.5	233	62.0
27/07/2021	10:00	1	4	30	87	156	81	14	0	0	0	0	0	0	0	0	0	0	0	0	373	37.4	30 to 40	86.9	251	67.3
27/07/2021	11:00	2	8	28	112	146	73	13	2	0	0	0	0	0	0	0	0	0	0	0	384	37.1	30 to 40	86.2	234	60.9
27/07/2021	12:00	0	4	37	122	127	58	18	1	0	0	0	0	0	0	0	0	0	0	0	367	36.9	30 to 40	83.7	204	55.6
27/07/2021	13:00	1	10	41	95	128	57	13	2	1	0	0	0	0	0	0	0	0	0	0	348	36.8	30 to 40	80.5	201	57.8
27/07/2021	14:00	2	5	35	92	137	50	10	1	0	0	0	0	0	0	0	0	0	0	0	332	36.1	30 to 40	84.0	198	59.6
27/07/2021	15:00	0	5	22	109	146	68	13	3	0	0	0	0	0	0	0	0	0	0	0	366	37.1	30 to 40	88.3	230	62.8
27/07/2021	16:00	1	3	31	123	127	53	10	2	1	0	0	0	0	0	0	0	0	0	0	351	36.2	30 to 40	86.3	193	55.0
27/07/2021	17:00	2	4	28	110	116	51	12	4	1	0	0	0	0	0	0	0	0	0	0	328	36.9	30 to 40	84.5	184	56.1
27/07/2021	18:00	0	3	11	67	81	29	16	1	0	1	0	0	0	0	0	0	0	0	0	209	37.8	30 to 40	84.7	128	61.2
27/07/2021	19:00	0	2	4	38	38	19	7	6	0	0	0	0	0	0	0	0	0	0	0	114	38.9	30 to 40	83.3	70	61.4
27/07/2021	20:00	0	2	8	23	23	13	2	1	0	0	0	0	0	0	0	0	0	0	0	72	36.9	30 to 40	81.9	39	54.2
27/07/2021	21:00	0	0	5	17	18	15	5	1	0	0	0	0	0	0	0	0	0	0	0	61	39	30 to 40	82.0	39	63.9
27/07/2021	22:00	0	0	1	5	7	6	1	0	0	0	0	0	0	0	0	0	0	0	0	20	38.3	30 to 40	90.0	14	70.0
27/07/2021	23:00	0	0	1	1	5	5	1	0	1	0	0	0	0	0	0	0	0	0	0	14	40	30 to 40	78.6	12	85.7
24 Hr Summary		11	56	338	1246	1583	759	199	32	9	4	0	0	0	0	0	0	0	0	0	4237	37.4	30 to 40	84.7	2586	61.0

Incoming Histogram

A170 Outward

from Wed-Jul-21-2021-12-00-AM to Sat-Sep-11-2021-06-59-PM

A170 Linkfoot Lane Outward traffic

Date	Starting Hr:min	<15	15 to <20	20 to <25	25 to <30	30 to <35	35 to <40	40 to <45	45 to <50	50 to <55	55 to <60	60 to <65	65 to <70	70 to <75	75 to <80	80 to <85	85 to <90	90 to <95	95 to <100	100 to >105	Total Counts	85pct Speed	10MPH Pace	% in pace	# of Speeders	% Speeders
28/07/2021	00:00	0	0	0	0	1	2	1	0	1	0	0	0	0	0	0	0	0	0	0	5	45	35 to 45	80.0	5	100.0
28/07/2021	01:00	0	0	0	1	0	0	0	0	0	0	0	0	0	0	0	0	0	0	0	1	30	20 to 30	100.0	*	*
28/07/2021	02:00	0	0	0	0	1	0	0	0	0	0	0	0	0	0	0	0	0	0	0	1	35	25 to 35	100.0	1	100.0
28/07/2021	03:00	0	0	0	1	0	0	0	0	0	0	0	0	0	0	0	0	0	0	0	1	30	20 to 30	100.0	*	*
28/07/2021	04:00	0	0	0	2	3	3	0	0	0	0	0	0	0	0	0	0	0	0	0	8	38.3	30 to 40	100.0	6	75.0
28/07/2021	05:00	0	0	0	1	5	6	4	1	0	0	0	0	0	0	0	0	0	0	0	17	42.5	35 to 45	88.2	16	94.1
28/07/2021	06:00	0	0	5	6	23	18	12	2	2	0	1	0	0	0	0	0	0	0	0	69	42.9	35 to 45	76.8	58	84.1
28/07/2021	07:00	0	0	19	56	65	23	10	3	0	0	0	0	0	0	0	0	0	0	0	176	37.2	30 to 40	81.8	101	57.4
28/07/2021	08:00	0	6	27	81	87	50	19	1	0	0	0	0	0	0	0	0	0	0	0	271	37.9	30 to 40	80.4	157	57.9
28/07/2021	09:00	2	5	26	106	139	78	11	3	0	0	0	0	0	0	0	0	0	0	0	370	37.3	30 to 40	87.3	231	62.4
28/07/2021	10:00	0	0	20	107	136	67	16	2	1	0	0	0	0	0	0	0	0	0	0	349	37.5	30 to 40	88.8	222	63.6
28/07/2021	11:00	0	5	29	103	149	71	19	1	0	0	0	0	0	0	0	0	0	0	0	377	37.4	30 to 40	85.7	240	63.7
28/07/2021	12:00	3	9	36	118	173	53	12	1	0	0	0	0	0	0	0	0	0	0	0	405	35.5	30 to 40	84.9	239	59.0
28/07/2021	13:00	0	6	29	115	131	75	12	2	0	0	0	0	0	0	0	0	0	0	0	370	37.2	30 to 40	86.8	220	59.5
28/07/2021	14:00	0	4	32	124	115	51	13	0	0	0	0	0	0	0	0	0	0	0	0	339	36.3	30 to 40	85.5	179	52.8
28/07/2021	15:00	0	5	48	118	137	50	10	0	0	0	0	0	0	0	0	0	0	0	0	368	35.5	30 to 40	82.9	197	53.5
28/07/2021	16:00	3	10	48	142	167	61	16	1	0	0	0	0	0	0	0	0	0	0	0	448	35.9	30 to 40	82.6	245	54.7
28/07/2021	17:00	0	3	35	106	142	71	10	4	0	0	0	0	0	0	0	0	0	0	0	371	37	30 to 40	86.0	227	61.2
28/07/2021	18:00	1	0	11	54	68	57	17	2	0	0	0	0	0	0	0	0	0	0	0	210	38.9	30 to 40	85.2	144	68.6
28/07/2021	19:00	0	2	11	32	40	21	10	2	0	0	0	0	0	0	0	0	0	0	0	118	38.6	30 to 40	78.8	73	61.9
28/07/2021	20:00	1	1	5	33	37	17	10	2	0	0	0	0	0	0	0	0	0	0	0	106	38.8	30 to 40	82.1	66	62.3
28/07/2021	21:00	0	1	2	16	23	16	8	1	0	0	0	0	0	0	0	0	0	0	0	67	39.7	30 to 40	82.1	48	71.6
28/07/2021	22:00	0	0	1	9	13	10	2	2	0	0	0	0	0	0	0	0	0	0	0	37	39	30 to 40	86.5	27	73.0
28/07/2021	23:00	0	0	2	2	2	4	0	0	0	1	0	0	0	0	0	0	0	0	0	11	38.8	30 to 40	72.7	7	63.6
24 Hr Summary		10	57	386	1333	1657	804	212	30	4	1	1	0	0	0	0	0	0	0	0	4495	37.4	30 to 40	84.4	2709	60.3

Incoming Histogram

A170 Outward

from Wed-Jul-21-2021-12-00-AM to Sat-Sep-11-2021-06-59-PM

A170 Linkfoot Lane Outward traffic

Date	Starting Hr:min	<15	15 to <20	20 to <25	25 to <30	30 to <35	35 to <40	40 to <45	45 to <50	50 to <55	55 to <60	60 to <65	65 to <70	70 to <75	75 to <80	80 to <85	85 to <90	90 to <95	95 to <100	100 to >105	Total Counts	85pct Speed	10MPH Pace	% in pace	# of Speeders	% Speeders
29/07/2021	00:00	0	0	0	0	0	2	1	0	1	0	0	0	0	0	0	0	0	0	0	4	45	35 to 45	75.0	4	100.0
29/07/2021	01:00	0	0	0	0	0	1	0	0	0	0	0	0	0	0	0	0	0	0	0	1	40	30 to 40	100.0	1	100.0
29/07/2021	02:00	0	0	0	0	0	2	0	0	0	0	0	0	0	0	0	0	0	0	0	2	40	30 to 40	100.0	2	100.0
29/07/2021	03:00	0	0	0	0	0	0	0	0	0	0	0	0	0	0	0	0	0	0	0	0	0	*	*	*	*
29/07/2021	04:00	0	0	0	0	1	4	0	0	0	0	0	0	0	0	0	0	0	0	0	5	38.8	30 to 40	100.0	5	100.0
29/07/2021	05:00	0	0	1	4	4	3	3	1	1	0	0	0	0	0	0	0	0	0	0	17	43.3	30 to 40	64.7	12	70.6
29/07/2021	06:00	0	1	0	9	22	20	13	8	1	0	0	0	0	0	0	0	0	0	0	74	44.2	35 to 45	74.3	64	86.5
29/07/2021	07:00	0	0	14	54	66	34	11	6	0	0	0	0	0	0	0	0	0	0	0	185	38.4	30 to 40	83.2	117	63.2
29/07/2021	08:00	1	4	23	93	89	49	9	0	0	0	0	0	0	0	0	0	0	0	0	268	36.8	30 to 40	86.2	147	54.9
29/07/2021	09:00	0	3	20	96	147	77	23	4	0	0	0	0	0	0	0	0	0	0	0	370	38.1	30 to 40	86.5	251	67.8
29/07/2021	10:00	1	2	34	121	127	74	14	4	0	0	0	0	0	0	0	0	0	0	0	377	37.4	30 to 40	85.4	219	58.1
29/07/2021	11:00	0	6	20	124	135	77	22	3	1	0	0	0	0	0	0	0	0	0	0	388	37.9	30 to 40	86.6	238	61.3
29/07/2021	12:00	3	8	35	122	136	60	12	1	0	0	0	0	0	0	0	0	0	0	0	377	36.3	30 to 40	84.4	209	55.4
29/07/2021	13:00	0	3	25	100	138	61	14	1	2	0	0	0	0	0	0	0	0	0	0	344	37.1	30 to 40	86.9	216	62.8
29/07/2021	14:00	0	3	28	115	150	40	7	1	0	0	0	0	0	0	0	0	0	0	0	344	34.9	30 to 40	88.7	198	57.6
29/07/2021	15:00	1	7	43	155	142	49	9	2	1	0	0	0	0	0	0	0	0	0	0	409	35	30 to 40	84.6	203	49.6
29/07/2021	16:00	2	3	28	129	149	73	16	0	1	0	0	0	0	0	0	0	0	0	0	401	37.1	30 to 40	87.5	239	59.6
29/07/2021	17:00	1	3	33	116	138	75	17	3	1	0	0	0	0	0	0	0	0	0	0	387	37.5	30 to 40	85.0	234	60.5
29/07/2021	18:00	0	2	17	44	60	50	16	6	0	0	0	0	0	0	0	0	0	0	0	195	39.3	30 to 40	79.0	132	67.7
29/07/2021	19:00	0	2	8	41	47	33	15	3	1	0	0	0	0	0	0	0	0	0	0	150	39.5	30 to 40	80.7	99	66.0
29/07/2021	20:00	1	1	2	23	25	25	12	1	0	0	0	0	0	0	0	0	0	0	0	90	39.8	30 to 40	81.1	63	70.0
29/07/2021	21:00	0	0	6	34	36	17	5	4	0	0	0	0	0	0	0	0	0	0	0	102	38.2	30 to 40	85.3	62	60.8
29/07/2021	22:00	0	1	0	3	10	9	3	0	0	0	0	0	0	0	0	0	0	0	0	26	39.4	30 to 40	84.6	22	84.6
29/07/2021	23:00	0	0	1	2	3	8	3	1	1	0	0	0	0	0	0	0	0	0	0	19	43.3	35 to 45	73.7	16	84.2
24 Hr Summary		10	49	338	1385	1625	843	225	49	11	0	0	0	0	0	0	0	0	0	0	4535	37.7	30 to 40	85.0	2753	60.7



Incoming Histogram

A170 Outward

from Wed-Jul-21-2021-12-00-AM to Sat-Sep-11-2021-06-59-PM

A170 Linkfoot Lane Outward traffic

Date	Starting Hr:min	<15	15 to <20	20 to <25	25 to <30	30 to <35	35 to <40	40 to <45	45 to <50	50 to <55	55 to <60	60 to <65	65 to <70	70 to <75	75 to <80	80 to <85	85 to <90	90 to <95	95 to <100	100 to >105	Total Counts	85pct Speed	10MPH Pace	% in pace	# of Speeders	% Speeders
30/07/2021	00:00	0	0	0	1	0	4	2	0	0	0	0	0	0	0	0	0	0	0	0	7	42.5	35 to 45	85.7	6	85.7
30/07/2021	01:00	0	0	0	0	1	0	1	0	0	0	0	0	0	0	0	0	0	0	0	2	45	35 to 45	100.0	2	100.0
30/07/2021	02:00	0	0	0	0	1	0	0	0	1	0	0	0	0	0	0	0	0	0	0	2	55	25 to 35	50.0	2	100.0
30/07/2021	03:00	0	0	0	0	0	0	0	1	0	0	0	0	0	0	0	0	0	0	0	1	50	40 to 50	100.0	1	100.0
30/07/2021	04:00	0	0	2	1	3	2	1	0	0	0	0	0	0	0	0	0	0	0	0	9	40	25 to 35	66.7	6	66.7
30/07/2021	05:00	0	0	0	3	5	6	2	1	1	0	0	0	0	0	0	0	0	0	0	18	42.5	30 to 40	77.8	15	83.3
30/07/2021	06:00	0	0	4	18	21	10	10	5	3	1	0	0	0	0	0	0	0	0	0	72	44	30 to 40	68.1	50	69.4
30/07/2021	07:00	1	0	8	50	49	21	11	2	0	0	0	0	0	0	0	0	0	0	0	142	38.1	30 to 40	84.5	83	58.5
30/07/2021	08:00	0	0	27	74	91	35	17	1	0	0	0	0	0	0	0	0	0	0	0	245	37.3	30 to 40	81.6	144	58.8
30/07/2021	09:00	0	7	26	119	97	41	4	2	0	0	0	0	0	0	0	0	0	0	0	296	35.4	30 to 40	86.8	144	48.6
30/07/2021	10:00	3	4	36	118	140	67	10	4	0	0	0	0	0	0	0	0	0	0	0	382	36.8	30 to 40	85.1	221	57.9
30/07/2021	11:00	1	3	23	110	142	67	16	3	0	0	0	0	0	0	0	0	0	0	0	365	37.3	30 to 40	87.4	228	62.5
30/07/2021	12:00	0	1	42	144	128	55	10	0	0	0	0	0	0	0	0	0	0	0	0	380	35.7	30 to 40	86.1	193	50.8
30/07/2021	13:00	1	7	49	164	155	44	7	1	0	0	0	0	0	0	0	0	0	0	0	428	34.6	25 to 35	86.0	207	48.4
30/07/2021	14:00	0	9	62	156	159	66	9	2	2	0	0	0	0	0	0	0	0	0	0	465	35.7	30 to 40	81.9	238	51.2
30/07/2021	15:00	0	8	34	124	188	64	10	0	0	0	0	0	0	0	0	0	0	0	0	428	35.8	30 to 40	87.9	262	61.2
30/07/2021	16:00	0	9	42	127	172	71	12	3	0	0	0	0	0	0	0	0	0	0	0	436	36.5	30 to 40	84.9	258	59.2
30/07/2021	17:00	0	20	60	202	86	14	8	2	0	0	0	0	0	0	0	0	0	0	0	392	33	25 to 35	88.8	110	28.1
30/07/2021	18:00	0	4	17	81	63	38	14	3	0	0	0	0	0	0	0	0	0	0	0	220	37.9	30 to 40	82.7	118	53.6
30/07/2021	19:00	0	1	6	41	52	24	19	8	2	1	0	0	0	0	0	0	0	0	0	154	41.8	30 to 40	76.0	106	68.8
30/07/2021	20:00	0	1	3	22	21	21	7	1	0	0	0	0	0	0	0	0	0	0	0	76	39.3	30 to 40	84.2	50	65.8
30/07/2021	21:00	0	2	3	25	22	11	3	0	0	0	0	0	0	0	0	0	0	0	0	66	36.8	30 to 40	87.9	36	54.5
30/07/2021	22:00	0	0	3	11	10	11	3	2	0	0	0	0	0	0	0	0	0	0	0	40	39.5	30 to 40	80.0	26	65.0
30/07/2021	23:00	0	0	1	7	4	7	1	0	0	0	0	0	0	0	0	0	0	0	0	20	38.6	30 to 40	90.0	12	60.0
24 Hr Summary		6	76	448	1598	1610	679	177	41	9	2	0	0	0	0	0	0	0	0	0	4646	36.6	30 to 40	83.7	2518	54.2

Incoming Histogram

A170 Outward

from Wed-Jul-21-2021-12-00-AM to Sat-Sep-11-2021-06-59-PM

A170 Linkfoot Lane Outward traffic

Date	Starting Hr:min	<15	15 to <20	20 to <25	25 to <30	30 to <35	35 to <40	40 to <45	45 to <50	50 to <55	55 to <60	60 to <65	65 to <70	70 to <75	75 to <80	80 to <85	85 to <90	90 to <95	95 to <100	100 to >105	Total Counts	85pct Speed	10MPH Pace	% in pace	# of Speeders	% Speeders
31/07/2021	00:00	0	0	0	0	2	3	0	1	0	0	0	0	0	0	0	0	0	0	0	6	40	30 to 40	83.3	6	100.0
31/07/2021	01:00	0	0	0	0	1	1	0	0	0	0	0	0	0	0	0	0	0	0	0	2	40	30 to 40	100.0	2	100.0
31/07/2021	02:00	0	0	0	0	0	0	1	0	0	0	0	0	0	0	0	0	0	0	0	1	45	35 to 45	100.0	1	100.0
31/07/2021	03:00	0	0	0	0	1	0	0	0	0	0	0	0	0	0	0	0	0	0	0	1	35	25 to 35	100.0	1	100.0
31/07/2021	04:00	0	0	0	1	1	1	0	0	0	0	0	0	0	0	0	0	0	0	0	3	40	30 to 40	100.0	2	66.7
31/07/2021	05:00	0	0	1	0	5	2	3	1	0	0	0	0	0	0	0	0	0	0	0	12	43.3	35 to 45	83.3	11	91.7
31/07/2021	06:00	0	0	1	9	14	12	1	3	1	0	0	0	0	0	0	0	0	0	0	41	39.6	30 to 40	85.4	31	75.6
31/07/2021	07:00	1	1	4	12	21	10	8	0	0	0	0	0	0	0	0	0	0	0	0	57	39.5	30 to 40	75.4	39	68.4
31/07/2021	08:00	0	1	9	50	49	41	10	2	1	0	0	0	0	0	0	0	0	0	0	163	38.7	30 to 40	85.9	103	63.2
31/07/2021	09:00	0	4	16	69	80	77	29	5	0	0	0	0	0	0	0	0	0	0	0	280	39.5	30 to 40	80.7	191	68.2
31/07/2021	10:00	0	8	35	110	120	75	18	4	0	0	0	0	0	0	0	0	0	0	0	370	37.7	30 to 40	82.4	217	58.6
31/07/2021	11:00	2	7	31	118	146	86	23	2	2	0	0	0	0	0	0	0	0	0	0	417	37.9	30 to 40	83.9	259	62.1
31/07/2021	12:00	2	5	37	128	170	70	20	2	0	0	0	0	0	0	0	0	0	0	0	434	36.9	30 to 40	84.8	262	60.4
31/07/2021	13:00	2	6	33	118	150	67	15	1	2	0	0	0	0	0	0	0	0	0	0	394	36.9	30 to 40	85.0	235	59.6
31/07/2021	14:00	1	7	31	118	150	85	15	1	0	0	0	0	0	0	0	0	0	0	0	408	37.4	30 to 40	86.5	251	61.5
31/07/2021	15:00	3	7	22	134	130	72	15	3	0	0	0	0	0	0	0	0	0	0	0	386	37.2	30 to 40	87.0	220	57.0
31/07/2021	16:00	0	6	36	110	124	62	14	3	0	0	0	0	0	0	0	0	0	0	0	355	37.1	30 to 40	83.4	203	57.2
31/07/2021	17:00	1	1	9	71	94	47	15	1	0	0	0	0	0	0	0	0	0	0	0	239	37.9	30 to 40	88.7	157	65.7
31/07/2021	18:00	0	1	2	38	38	42	7	2	0	0	0	0	0	0	0	0	0	0	0	130	38.7	30 to 40	90.8	89	68.5
31/07/2021	19:00	0	0	5	21	39	19	12	2	0	0	0	0	0	0	0	0	0	0	0	98	39.7	30 to 40	80.6	72	73.5
31/07/2021	20:00	0	1	4	21	35	12	7	3	0	0	0	0	0	0	0	0	0	0	0	83	39.2	30 to 40	81.9	57	68.7
31/07/2021	21:00	0	1	1	16	15	14	2	0	1	1	0	0	0	0	0	0	0	0	0	51	38.6	30 to 40	88.2	33	64.7
31/07/2021	22:00	0	1	2	8	9	9	2	1	0	0	0	0	0	0	0	0	0	0	0	32	38.9	30 to 40	81.3	21	65.6
31/07/2021	23:00	0	0	1	4	7	8	4	0	0	0	0	0	0	0	0	0	0	0	0	24	40	30 to 40	79.2	19	79.2
24 Hr Summary		12	57	280	1156	1401	815	221	37	7	1	0	0	0	0	0	0	0	0	0	3987	38	30 to 40	84.6	2482	62.3

Incoming Histogram

A170 Outward

from Wed-Jul-21-2021-12-00-AM to Sat-Sep-11-2021-06-59-PM

A170 Linkfoot Lane Outward traffic

Date	Starting Hr:min	<15	15 to <20	20 to <25	25 to <30	30 to <35	35 to <40	40 to <45	45 to <50	50 to <55	55 to <60	60 to <65	65 to <70	70 to <75	75 to <80	80 to <85	85 to <90	90 to <95	95 to <100	100 to >105	Total Counts	85pct Speed	10MPH Pace	% in pace	# of Speeders	% Speeders
01/08/2021	00:00	0	0	1	6	2	2	0	1	1	0	0	0	0	0	0	0	0	0	0	13	40	30 to 40	76.9	6	46.2
01/08/2021	01:00	0	0	0	0	2	1	0	1	1	0	0	0	0	0	0	0	0	0	0	5	50	30 to 40	60.0	5	100.0
01/08/2021	02:00	0	0	0	1	0	0	0	0	0	0	0	0	0	0	0	0	0	0	0	1	30	20 to 30	100.0	*	*
01/08/2021	03:00	0	0	0	1	0	1	1	0	0	0	0	0	0	0	0	0	0	0	0	3	45	30 to 40	66.7	2	66.7
01/08/2021	04:00	0	0	0	1	0	1	2	0	0	1	0	0	0	0	0	0	0	0	0	5	45	35 to 45	60.0	4	80.0
01/08/2021	05:00	0	0	1	3	2	2	1	0	1	0	0	0	0	0	0	0	0	0	0	10	40	30 to 40	70.0	6	60.0
01/08/2021	06:00	0	0	1	2	8	7	4	0	0	0	0	0	0	0	0	0	0	0	0	22	41.2	35 to 45	86.4	19	86.4
01/08/2021	07:00	0	0	6	20	20	13	13	5	0	0	0	0	0	0	0	0	0	0	0	77	42.3	30 to 40	68.8	51	66.2
01/08/2021	08:00	1	0	10	27	37	26	6	3	1	0	0	0	0	0	0	0	0	0	0	111	38.7	30 to 40	81.1	73	65.8
01/08/2021	09:00	0	3	11	63	82	57	21	1	0	0	0	0	0	0	0	0	0	0	0	238	38.8	30 to 40	84.9	161	67.6
01/08/2021	10:00	1	5	21	78	101	67	30	3	1	0	0	0	0	0	0	0	0	0	0	307	39.1	30 to 40	80.1	202	65.8
01/08/2021	11:00	1	5	24	91	103	83	18	4	1	0	0	0	0	0	0	0	0	0	0	330	38.4	30 to 40	83.9	209	63.3
01/08/2021	12:00	3	3	26	121	144	76	16	7	2	0	0	0	0	0	0	0	0	0	0	398	37.7	30 to 40	85.7	245	61.6
01/08/2021	13:00	1	1	17	105	136	67	17	2	0	0	0	0	0	0	0	0	0	0	0	346	37.5	30 to 40	89.0	222	64.2
01/08/2021	14:00	2	2	23	105	113	71	20	2	0	0	0	0	0	0	0	0	0	0	0	338	38	30 to 40	85.5	206	60.9
01/08/2021	15:00	0	6	14	112	132	48	17	1	0	0	0	0	0	0	0	0	0	0	0	330	36.7	30 to 40	88.5	198	60.0
01/08/2021	16:00	1	3	24	91	134	71	18	1	1	0	0	0	0	0	0	0	0	0	0	344	37.7	30 to 40	86.0	225	65.4
01/08/2021	17:00	0	3	17	68	86	62	17	0	1	0	0	0	0	0	0	0	0	0	0	254	38.4	30 to 40	85.0	166	65.4
01/08/2021	18:00	1	1	4	26	49	38	8	2	0	0	0	0	0	0	0	0	0	0	0	129	38.8	30 to 40	87.6	97	75.2
01/08/2021	19:00	0	0	6	34	34	30	10	3	0	0	0	0	0	0	0	0	0	0	0	117	39.2	30 to 40	83.8	77	65.8
01/08/2021	20:00	0	0	2	20	18	24	5	0	1	0	0	0	0	0	0	0	0	0	0	70	39.2	30 to 40	88.6	48	68.6
01/08/2021	21:00	0	0	2	8	13	10	4	2	0	0	0	0	0	0	0	0	0	0	0	39	40	30 to 40	79.5	29	74.4
01/08/2021	22:00	0	0	1	7	8	5	3	2	0	0	0	0	0	0	0	0	0	0	0	26	41.7	30 to 40	76.9	18	69.2
01/08/2021	23:00	0	0	0	1	6	3	2	0	1	0	0	0	0	0	0	0	0	0	0	13	42.5	35 to 45	84.6	12	92.3
24 Hr Summary		11	32	211	991	1230	765	233	40	12	1	0	0	0	0	0	0	0	0	0	3526	38.4	30 to 40	84.7	2281	64.7

Incoming Histogram

A170 Outward

from Wed-Jul-21-2021-12-00-AM to Sat-Sep-11-2021-06-59-PM

A170 Linkfoot Lane Outward traffic

Date	Starting Hr:min	<15	15 to <20	20 to <25	25 to <30	30 to <35	35 to <40	40 to <45	45 to <50	50 to <55	55 to <60	60 to <65	65 to <70	70 to <75	75 to <80	80 to <85	85 to <90	90 to <95	95 to <100	100 to >105	Total Counts	85pct Speed	10MPH Pace	% in pace	# of Speeders	% Speeders
02/08/2021	00:00	0	0	0	0	1	1	1	1	0	0	0	0	0	0	0	0	0	0	0	4	45	35 to 45	75.0	4	100.0
02/08/2021	01:00	0	0	0	0	0	0	0	1	0	0	0	0	0	0	0	0	0	0	0	1	50	40 to 50	100.0	1	100.0
02/08/2021	02:00	0	0	0	0	1	1	0	0	0	0	0	0	0	0	0	0	0	0	0	2	40	30 to 40	100.0	2	100.0
02/08/2021	03:00	0	0	0	0	1	0	0	0	0	0	0	0	0	0	0	0	0	0	0	1	35	25 to 35	100.0	1	100.0
02/08/2021	04:00	0	0	0	1	3	2	0	0	0	0	0	0	0	0	0	0	0	0	0	6	37.5	30 to 40	100.0	5	83.3
02/08/2021	05:00	0	0	1	10	7	10	2	2	2	0	0	0	0	0	0	0	0	0	0	34	42.5	30 to 40	79.4	23	67.6
02/08/2021	06:00	0	0	3	17	15	22	8	3	0	0	0	0	0	0	0	0	0	0	0	68	40.6	30 to 40	79.4	48	70.6
02/08/2021	07:00	2	2	8	38	64	29	9	2	0	0	0	0	0	0	0	0	0	0	0	154	37.9	30 to 40	85.1	104	67.5
02/08/2021	08:00	0	2	18	78	82	36	9	3	0	0	0	0	0	0	0	0	0	0	0	228	36.9	30 to 40	86.0	130	57.0
02/08/2021	09:00	0	4	35	94	110	49	19	2	0	0	0	0	0	0	0	0	0	0	0	313	37.3	30 to 40	80.8	180	57.5
02/08/2021	10:00	1	2	30	125	140	84	15	2	0	0	0	0	0	0	0	0	0	0	0	399	37.4	30 to 40	87.5	241	60.4
02/08/2021	11:00	1	3	24	117	146	87	27	3	0	0	0	0	0	0	0	0	0	0	0	408	38.2	30 to 40	85.8	263	64.5
02/08/2021	12:00	0	6	39	124	184	71	8	2	0	0	0	0	0	0	0	0	0	0	0	434	36.1	30 to 40	87.3	265	61.1
02/08/2021	13:00	2	4	34	127	134	58	18	1	0	0	0	0	0	0	0	0	0	0	0	378	36.7	30 to 40	84.4	211	55.8
02/08/2021	14:00	1	4	41	130	144	85	20	3	0	0	0	0	0	0	0	0	0	0	0	428	37.6	30 to 40	83.9	252	58.9
02/08/2021	15:00	1	3	30	131	144	72	15	1	0	0	0	0	0	0	0	0	0	0	0	397	36.9	30 to 40	87.4	232	58.4
02/08/2021	16:00	2	5	35	129	156	80	18	1	0	0	0	0	0	0	0	0	0	0	0	426	37.2	30 to 40	85.7	255	59.9
02/08/2021	17:00	0	3	31	123	108	64	17	2	1	0	0	0	0	0	0	0	0	0	0	349	37.5	30 to 40	84.5	192	55.0
02/08/2021	18:00	1	1	10	51	64	50	11	7	1	0	0	0	0	0	0	0	0	0	0	196	39	30 to 40	84.2	133	67.9
02/08/2021	19:00	0	2	7	38	40	27	12	4	1	0	0	0	0	0	0	0	0	0	0	131	39.4	30 to 40	80.2	84	64.1
02/08/2021	20:00	0	0	4	24	36	14	3	1	1	0	0	0	0	0	0	0	0	0	0	83	37.5	30 to 40	89.2	55	66.3
02/08/2021	21:00	0	0	4	17	17	7	5	2	1	0	0	0	0	0	0	0	0	0	0	53	40	30 to 40	77.4	32	60.4
02/08/2021	22:00	0	0	3	7	8	7	1	1	1	0	0	0	0	0	0	0	0	0	0	28	39.3	30 to 40	78.6	18	64.3
02/08/2021	23:00	0	0	0	1	1	3	2	0	0	0	0	0	0	0	0	0	0	0	0	7	42.5	35 to 45	85.7	6	85.7
24 Hr Summary		11	41	357	1382	1606	859	220	44	8	0	0	0	0	0	0	0	0	0	0	4528	37.6	30 to 40	85.0	2737	60.4

Incoming Histogram

A170 Outward

from Wed-Jul-21-2021-12-00-AM to Sat-Sep-11-2021-06-59-PM

A170 Linkfoot Lane Outward traffic

Date	Starting Hr:min	<15	15 to <20	20 to <25	25 to <30	30 to <35	35 to <40	40 to <45	45 to <50	50 to <55	55 to <60	60 to <65	65 to <70	70 to <75	75 to <80	80 to <85	85 to <90	90 to <95	95 to <100	100 to >105	Total Counts	85pct Speed	10MPH Pace	% in pace	# of Speeders	% Speeders
03/08/2021	00:00	0	0	0	0	0	2	0	0	1	0	0	0	0	0	0	0	0	0	0	3	55	30 to 40	66.7	3	100.0
03/08/2021	01:00	0	0	0	1	1	0	0	0	0	0	0	0	0	0	0	0	0	0	0	2	35	25 to 35	100.0	1	50.0
03/08/2021	02:00	0	0	0	1	2	0	0	0	0	0	0	0	0	0	0	0	0	0	0	3	35	25 to 35	100.0	2	66.7
03/08/2021	03:00	0	0	0	0	0	0	0	0	1	0	0	0	0	0	0	0	0	0	0	1	55	45 to 55	100.0	1	100.0
03/08/2021	04:00	0	0	0	1	1	2	0	0	0	0	0	0	0	0	0	0	0	0	0	4	37.5	30 to 40	100.0	3	75.0
03/08/2021	05:00	0	0	0	2	3	8	0	0	1	0	0	0	0	0	0	0	0	0	0	14	39.4	30 to 40	92.9	12	85.7
03/08/2021	06:00	0	0	5	14	16	17	16	7	1	0	0	0	0	0	0	0	0	0	0	76	44.1	35 to 45	64.5	57	75.0
03/08/2021	07:00	1	1	12	43	64	29	14	1	0	0	0	0	0	0	0	0	0	0	0	165	38.3	30 to 40	82.4	108	65.5
03/08/2021	08:00	0	0	17	70	85	49	13	1	0	0	0	0	0	0	0	0	0	0	0	235	37.9	30 to 40	86.8	148	63.0
03/08/2021	09:00	0	4	26	101	136	99	32	2	0	0	0	0	0	0	0	0	0	0	0	400	38.7	30 to 40	84.0	269	67.3
03/08/2021	10:00	2	2	23	123	180	111	20	4	0	0	0	0	0	0	0	0	0	0	0	465	37.9	30 to 40	89.0	315	67.7
03/08/2021	11:00	0	2	31	121	147	101	18	2	0	0	0	0	0	0	0	0	0	0	0	422	37.9	30 to 40	87.4	268	63.5
03/08/2021	12:00	1	11	38	161	146	87	15	0	0	0	0	0	0	0	0	0	0	0	0	459	36.9	30 to 40	85.8	248	54.0
03/08/2021	13:00	5	5	28	119	142	55	14	4	0	0	0	0	0	0	0	0	0	0	0	372	36.5	30 to 40	84.9	215	57.8
03/08/2021	14:00	1	5	26	107	147	51	9	0	0	0	0	0	0	0	0	0	0	0	0	346	35.8	30 to 40	88.2	207	59.8
03/08/2021	15:00	1	9	48	126	141	49	10	1	0	0	0	0	0	0	0	0	0	0	0	385	35.2	30 to 40	82.1	201	52.2
03/08/2021	16:00	1	12	49	126	122	56	9	1	0	0	0	0	0	0	0	0	0	0	0	376	35.9	30 to 40	80.9	188	50.0
03/08/2021	17:00	4	3	27	112	119	59	11	5	0	0	0	0	0	0	0	0	0	0	0	340	37	30 to 40	85.3	194	57.1
03/08/2021	18:00	4	5	17	65	93	47	9	5	0	0	0	0	0	0	0	0	0	0	0	245	37.6	30 to 40	83.7	154	62.9
03/08/2021	19:00	5	7	10	43	45	37	9	3	0	0	0	0	0	0	0	0	0	0	0	159	38.4	30 to 40	78.6	94	59.1
03/08/2021	20:00	1	2	8	37	45	13	11	3	0	0	0	0	0	0	0	0	0	0	0	120	38.5	30 to 40	79.2	72	60.0
03/08/2021	21:00	0	0	6	18	17	12	2	1	1	0	0	0	0	0	0	0	0	0	0	57	37.9	30 to 40	82.5	33	57.9
03/08/2021	22:00	0	0	2	5	14	1	1	0	1	0	0	0	0	0	0	0	0	0	0	24	34.6	25 to 35	87.5	17	70.8
03/08/2021	23:00	0	0	0	4	6	3	2	0	1	0	0	0	0	0	0	0	0	0	0	16	42.5	30 to 40	81.3	12	75.0
24 Hr Summary		26	68	373	1400	1672	888	215	40	7	0	0	0	0	0	0	0	0	0	0	4689	37.5	30 to 40	84.5	2822	60.2

Incoming Histogram

A170 Outward

from Wed-Jul-21-2021-12-00-AM to Sat-Sep-11-2021-06-59-PM

A170 Linkfoot Lane Outward traffic

Date	Starting Hr:min	<15	15 to <20	20 to <25	25 to <30	30 to <35	35 to <40	40 to <45	45 to <50	50 to <55	55 to <60	60 to <65	65 to <70	70 to <75	75 to <80	80 to <85	85 to <90	90 to <95	95 to <100	100 to >105	Total Counts	85pct Speed	10MPH Pace	% in pace	# of Speeders	% Speeders
04/08/2021	00:00	0	1	0	1	0	1	1	0	0	0	0	0	0	0	0	0	0	0	0	4	40	20 to 30	50.0	2	50.0
04/08/2021	01:00	0	0	0	0	0	0	0	0	0	0	0	0	0	0	0	0	0	0	0	0	0	*	*	*	*
04/08/2021	02:00	0	0	0	0	0	2	0	0	0	0	0	0	0	0	0	0	0	0	0	2	40	30 to 40	100.0	2	100.0
04/08/2021	03:00	0	0	0	1	0	0	1	0	0	0	0	0	0	0	0	0	0	0	0	2	45	20 to 30	50.0	1	50.0
04/08/2021	04:00	0	0	0	1	1	0	1	0	1	0	0	0	0	0	0	0	0	0	0	4	45	25 to 35	50.0	3	75.0
04/08/2021	05:00	0	0	0	2	10	6	5	0	0	0	0	0	0	0	0	0	0	0	0	23	42	35 to 45	91.3	21	91.3
04/08/2021	06:00	0	0	2	10	17	21	19	3	0	0	0	0	0	0	0	0	0	0	0	72	42.9	35 to 45	79.2	60	83.3
04/08/2021	07:00	1	2	12	34	58	23	19	3	2	0	0	0	0	0	0	0	0	0	0	154	40.3	30 to 40	74.7	105	68.2
04/08/2021	08:00	1	2	19	69	76	44	7	2	0	0	0	0	0	0	0	0	0	0	0	220	37.3	30 to 40	85.9	129	58.6
04/08/2021	09:00	1	1	28	119	145	76	14	2	1	0	0	0	0	0	0	0	0	0	0	387	37.3	30 to 40	87.9	238	61.5
04/08/2021	10:00	3	5	28	110	159	89	25	0	0	0	0	0	0	0	0	0	0	0	0	419	37.9	30 to 40	85.4	273	65.2
04/08/2021	11:00	0	4	26	107	135	70	13	3	0	0	0	0	0	0	0	0	0	0	0	358	37.3	30 to 40	87.2	221	61.7
04/08/2021	12:00	0	4	36	138	163	47	23	2	0	0	0	0	0	0	0	0	0	0	0	413	36.1	30 to 40	84.3	235	56.9
04/08/2021	13:00	0	1	25	111	140	70	14	6	1	0	0	0	0	0	0	0	0	0	0	368	37.6	30 to 40	87.2	231	62.8
04/08/2021	14:00	1	7	27	131	128	54	19	2	0	0	0	0	0	0	0	0	0	0	0	369	36.9	30 to 40	84.8	203	55.0
04/08/2021	15:00	0	4	38	148	164	71	4	0	0	0	0	0	0	0	0	0	0	0	0	429	35.8	30 to 40	89.3	239	55.7
04/08/2021	16:00	0	3	29	122	133	66	13	0	0	0	0	0	0	0	0	0	0	0	0	366	36.8	30 to 40	87.7	212	57.9
04/08/2021	17:00	1	3	35	118	97	50	21	5	0	0	0	0	0	0	0	0	0	0	0	330	37.6	30 to 40	80.3	173	52.4
04/08/2021	18:00	0	0	16	54	63	46	19	1	0	0	0	0	0	0	0	0	0	0	0	199	38.9	30 to 40	81.9	129	64.8
04/08/2021	19:00	0	0	6	24	56	23	14	1	2	0	0	0	0	0	0	0	0	0	0	126	39.6	30 to 40	81.7	96	76.2
04/08/2021	20:00	0	0	8	36	29	12	8	3	0	0	0	0	0	0	0	0	0	0	0	96	38.8	30 to 40	80.2	52	54.2
04/08/2021	21:00	0	0	5	22	27	12	10	0	0	0	0	0	0	0	0	0	0	0	0	76	39.6	30 to 40	80.3	49	64.5
04/08/2021	22:00	0	1	2	13	10	8	5	2	0	0	0	0	0	0	0	0	0	0	0	41	41	30 to 40	75.6	25	61.0
04/08/2021	23:00	0	0	2	4	0	2	2	1	0	0	0	0	0	0	0	0	0	0	0	11	42.5	20 to 30	54.5	5	45.5
24 Hr Summary		8	38	344	1375	1611	793	257	36	7	0	0	0	0	0	0	0	0	0	0	4469	37.7	30 to 40	84.6	2704	60.5

Incoming Histogram

A170 Outward

from Wed-Jul-21-2021-12-00-AM to Sat-Sep-11-2021-06-59-PM

A170 Linkfoot Lane Outward traffic

Date	Starting Hr:min	<15	15 to <20	20 to <25	25 to <30	30 to <35	35 to <40	40 to <45	45 to <50	50 to <55	55 to <60	60 to <65	65 to <70	70 to <75	75 to <80	80 to <85	85 to <90	90 to <95	95 to <100	100 to >105	Total Counts	85pct Speed	10MPH Pace	% in pace	# of Speeders	% Speeders
05/08/2021	00:00	0	0	0	0	2	0	1	1	0	0	0	0	0	0	0	0	0	0	0	4	45	35 to 45	75.0	4	100.0
05/08/2021	01:00	0	0	1	2	1	0	0	0	0	0	0	0	0	0	0	0	0	0	0	4	30	25 to 35	100.0	1	25.0
05/08/2021	02:00	0	0	0	0	1	1	0	0	0	0	0	0	0	0	0	0	0	0	0	2	40	30 to 40	100.0	2	100.0
05/08/2021	03:00	0	0	0	0	0	0	0	0	0	0	0	0	0	0	0	0	0	0	0	0	0	*	*	*	*
05/08/2021	04:00	0	0	0	0	2	1	0	0	0	0	0	0	0	0	0	0	0	0	0	3	40	30 to 40	100.0	3	100.0
05/08/2021	05:00	0	0	1	6	3	7	3	0	0	0	0	0	0	0	0	0	0	0	0	20	40	30 to 40	80.0	13	65.0
05/08/2021	06:00	1	0	0	19	22	18	9	5	3	0	0	0	0	0	0	0	0	0	0	77	42.8	30 to 40	76.6	57	74.0
05/08/2021	07:00	0	1	7	38	46	29	11	6	2	0	0	0	0	0	0	0	0	0	0	140	39.7	30 to 40	80.7	94	67.1
05/08/2021	08:00	2	1	13	64	81	57	15	1	0	0	0	0	0	0	0	0	0	0	0	234	38.3	30 to 40	86.3	154	65.8
05/08/2021	09:00	1	7	47	113	106	37	18	3	0	0	0	0	0	0	0	0	0	0	0	332	36.1	25 to 35	80.1	164	49.4
05/08/2021	10:00	1	4	57	153	112	46	3	1	0	0	0	0	0	0	0	0	0	0	0	377	34.7	25 to 35	85.4	162	43.0
05/08/2021	11:00	0	10	38	133	126	79	17	0	1	0	0	0	0	0	0	0	0	0	0	404	37.3	30 to 40	83.7	223	55.2
05/08/2021	12:00	0	6	31	141	138	64	17	2	0	0	0	0	0	0	0	0	0	0	0	399	36.8	30 to 40	86.0	221	55.4
05/08/2021	13:00	1	3	41	127	154	60	13	0	0	0	0	0	0	0	0	0	0	0	0	399	36.1	30 to 40	85.5	227	56.9
05/08/2021	14:00	1	6	28	107	115	66	10	0	0	0	0	0	0	0	0	0	0	0	0	333	37	30 to 40	86.5	191	57.4
05/08/2021	15:00	1	7	63	182	154	54	8	0	0	0	0	0	0	0	0	0	0	0	0	469	34.7	25 to 35	85.1	216	46.1
05/08/2021	16:00	1	19	39	157	157	67	11	2	1	0	0	0	0	0	0	0	0	0	0	454	36	30 to 40	83.9	238	52.4
05/08/2021	17:00	1	3	26	109	134	66	15	3	0	0	0	0	0	0	0	0	0	0	0	357	37.3	30 to 40	86.6	218	61.1
05/08/2021	18:00	0	1	12	66	61	43	13	7	1	0	0	0	0	0	0	0	0	0	0	204	38.8	30 to 40	83.3	125	61.3
05/08/2021	19:00	0	0	15	44	52	30	11	4	0	0	0	0	0	0	0	0	0	0	0	156	38.7	30 to 40	80.8	97	62.2
05/08/2021	20:00	0	1	3	32	47	19	7	0	1	0	0	0	0	0	0	0	0	0	0	110	37.9	30 to 40	89.1	74	67.3
05/08/2021	21:00	0	0	4	21	16	12	4	1	0	1	0	0	0	0	0	0	0	0	0	59	38.8	30 to 40	83.1	34	57.6
05/08/2021	22:00	0	0	1	2	10	7	2	2	0	0	0	0	0	0	0	0	0	0	0	24	40	30 to 40	79.2	21	87.5
05/08/2021	23:00	0	0	1	3	7	1	0	0	1	0	0	0	0	0	0	0	0	0	0	13	35	25 to 35	84.6	9	69.2
24 Hr Summary		10	69	428	1519	1547	764	188	38	10	1	0	0	0	0	0	0	0	0	0	4574	37.1	30 to 40	83.7	2548	55.7

Incoming Histogram

A170 Outward

from Wed-Jul-21-2021-12-00-AM to Sat-Sep-11-2021-06-59-PM

A170 Linkfoot Lane Outward traffic

Date	Starting Hr:min	<15	15 to <20	20 to <25	25 to <30	30 to <35	35 to <40	40 to <45	45 to <50	50 to <55	55 to <60	60 to <65	65 to <70	70 to <75	75 to <80	80 to <85	85 to <90	90 to <95	95 to <100	100 to >105	Total Counts	85pct Speed	10MPH Pace	% in pace	# of Speeders	% Speeders
06/08/2021	00:00	0	0	0	0	0	2	1	0	0	0	0	0	0	0	0	0	0	0	0	3	45	35 to 45	100.0	3	100.0
06/08/2021	01:00	0	0	0	0	0	0	0	0	0	0	0	0	0	0	0	0	0	0	0	0	0	*	*	*	*
06/08/2021	02:00	0	0	0	1	1	0	0	0	0	0	0	0	0	0	0	0	0	0	0	2	35	25 to 35	100.0	1	50.0
06/08/2021	03:00	0	0	0	1	0	0	1	0	0	0	0	0	0	0	0	0	0	0	0	2	45	20 to 30	50.0	1	50.0
06/08/2021	04:00	0	0	0	1	4	0	0	0	0	0	0	0	0	0	0	0	0	0	0	5	33.8	25 to 35	100.0	4	80.0
06/08/2021	05:00	0	0	1	3	10	3	0	0	0	0	0	0	0	0	0	0	0	0	0	17	35	30 to 40	94.1	13	76.5
06/08/2021	06:00	0	0	4	24	16	13	4	4	4	0	0	0	0	0	0	0	0	0	0	69	42.5	30 to 40	76.8	41	59.4
06/08/2021	07:00	1	2	14	46	52	30	7	5	0	0	0	0	0	0	0	0	0	0	0	157	38	30 to 40	81.5	94	59.9
06/08/2021	08:00	1	2	17	80	87	39	14	2	0	0	0	0	0	0	0	0	0	0	0	242	37.4	30 to 40	85.1	142	58.7
06/08/2021	09:00	1	2	24	96	128	66	16	2	1	0	0	0	0	0	0	0	0	0	0	336	37.7	30 to 40	86.3	213	63.4
06/08/2021	10:00	0	3	31	127	147	76	11	2	0	0	0	0	0	0	0	0	0	0	0	397	36.9	30 to 40	88.2	236	59.4
06/08/2021	11:00	0	1	32	127	144	50	18	2	0	0	0	0	0	0	0	0	0	0	0	374	36.4	30 to 40	85.8	214	57.2
06/08/2021	12:00	0	4	36	146	141	48	10	2	0	0	0	0	0	0	0	0	0	0	0	387	35.2	30 to 40	86.6	201	51.9
06/08/2021	13:00	0	4	44	122	160	65	10	2	1	0	0	0	0	0	0	0	0	0	0	408	36.3	30 to 40	85.0	238	58.3
06/08/2021	14:00	1	11	32	102	144	69	20	1	0	0	0	0	0	0	0	0	0	0	0	380	37.4	30 to 40	82.9	234	61.6
06/08/2021	15:00	0	6	42	114	118	81	17	0	0	0	0	0	0	0	0	0	0	0	0	378	37.5	30 to 40	82.8	216	57.1
06/08/2021	16:00	0	1	25	115	149	65	25	1	0	0	0	0	0	0	0	0	0	0	0	381	37.6	30 to 40	86.4	240	63.0
06/08/2021	17:00	0	8	37	120	151	71	22	3	0	0	0	0	0	0	0	0	0	0	0	412	37.4	30 to 40	83.0	247	60.0
06/08/2021	18:00	0	0	12	49	87	64	19	7	0	1	0	0	0	0	0	0	0	0	0	239	39.3	30 to 40	83.7	178	74.5
06/08/2021	19:00	0	1	12	37	49	48	13	8	0	0	0	0	0	0	0	0	0	0	0	168	39.6	30 to 40	79.8	118	70.2
06/08/2021	20:00	0	1	1	18	24	27	9	4	1	0	0	0	0	0	0	0	0	0	0	85	40.6	30 to 40	81.2	65	76.5
06/08/2021	21:00	0	1	3	12	19	13	4	1	2	0	0	0	0	0	0	0	0	0	0	55	39.6	30 to 40	80.0	39	70.9
06/08/2021	22:00	0	0	0	8	16	7	3	2	0	1	0	0	0	0	0	0	0	0	0	37	40	30 to 40	83.8	29	78.4
06/08/2021	23:00	0	1	1	7	9	8	5	0	0	0	0	0	0	0	0	0	0	0	0	31	40	30 to 40	77.4	22	71.0
24 Hr Summary		4	48	368	1356	1656	845	229	48	9	2	0	0	0	0	0	0	0	0	0	4565	37.7	30 to 40	84.5	2789	61.1



Incoming Histogram

A170 Outward

from Wed-Jul-21-2021-12-00-AM to Sat-Sep-11-2021-06-59-PM

A170 Linkfoot Lane Outward traffic

Date	Starting Hr:min	<15	15 to <20	20 to <25	25 to <30	30 to <35	35 to <40	40 to <45	45 to <50	50 to <55	55 to <60	60 to <65	65 to <70	70 to <75	75 to <80	80 to <85	85 to <90	90 to <95	95 to <100	100 to >105	Total Counts	85pct Speed	10MPH Pace	% in pace	# of Speeders	% Speeders
07/08/2021	00:00	0	0	1	1	5	5	1	1	1	0	0	0	0	0	0	0	0	0	0	15	45	30 to 40	73.3	13	86.7
07/08/2021	01:00	0	0	0	0	2	1	1	0	0	0	0	0	0	0	0	0	0	0	0	4	40	35 to 45	100.0	4	100.0
07/08/2021	02:00	0	0	0	0	1	0	0	1	0	0	0	0	0	0	0	0	0	0	0	2	50	25 to 35	50.0	2	100.0
07/08/2021	03:00	0	0	0	1	1	1	0	0	1	0	0	0	0	0	0	0	0	0	0	4	40	30 to 40	75.0	3	75.0
07/08/2021	04:00	0	0	0	0	2	1	1	0	0	0	0	0	0	0	0	0	0	0	0	4	40	35 to 45	100.0	4	100.0
07/08/2021	05:00	0	0	0	1	3	4	2	0	0	1	0	0	0	0	0	0	0	0	0	11	42.5	35 to 45	81.8	10	90.9
07/08/2021	06:00	1	0	3	9	12	10	1	2	0	0	0	0	0	0	0	0	0	0	0	38	38.5	30 to 40	81.6	25	65.8
07/08/2021	07:00	2	2	4	12	26	12	8	2	0	0	0	0	0	0	0	0	0	0	0	68	40	30 to 40	73.5	48	70.6
07/08/2021	08:00	2	5	14	49	55	34	17	3	0	0	0	0	0	0	0	0	0	0	0	179	39	30 to 40	77.1	109	60.9
07/08/2021	09:00	2	4	24	127	100	66	23	1	1	0	0	0	0	0	0	0	0	0	0	348	38	30 to 40	84.2	191	54.9
07/08/2021	10:00	1	6	28	102	133	85	24	5	0	0	0	0	0	0	0	0	0	0	0	384	38.3	30 to 40	83.3	247	64.3
07/08/2021	11:00	0	2	44	136	184	64	16	6	1	0	0	0	0	0	0	0	0	0	0	453	36.5	30 to 40	84.8	271	59.8
07/08/2021	12:00	1	4	41	137	165	81	27	1	0	0	0	0	0	0	0	0	0	0	0	457	37.5	30 to 40	83.8	274	60.0
07/08/2021	13:00	0	5	30	144	177	83	14	3	0	1	0	0	0	0	0	0	0	0	0	457	36.9	30 to 40	88.4	278	60.8
07/08/2021	14:00	1	3	26	114	146	76	21	2	0	0	0	0	0	0	0	0	0	0	0	389	37.7	30 to 40	86.4	245	63.0
07/08/2021	15:00	0	9	29	103	135	67	21	3	0	0	0	0	0	0	0	0	0	0	0	367	37.7	30 to 40	83.1	226	61.6
07/08/2021	16:00	0	5	25	106	135	74	17	1	0	0	0	0	0	0	0	0	0	0	0	363	37.6	30 to 40	86.8	227	62.5
07/08/2021	17:00	0	9	10	66	108	50	14	3	1	0	0	0	0	0	0	0	0	0	0	261	37.9	30 to 40	85.8	176	67.4
07/08/2021	18:00	0	0	1	52	49	40	18	0	2	0	0	0	0	0	0	0	0	0	0	162	39.5	30 to 40	87.0	109	67.3
07/08/2021	19:00	0	0	8	24	51	24	6	6	0	0	0	0	0	0	0	0	0	0	0	119	38.8	30 to 40	83.2	87	73.1
07/08/2021	20:00	0	0	1	20	24	18	7	2	0	0	0	0	0	0	0	0	0	0	0	72	39.4	30 to 40	86.1	51	70.8
07/08/2021	21:00	0	0	2	14	14	9	4	1	0	0	0	0	0	0	0	0	0	0	0	44	38.9	30 to 40	84.1	28	63.6
07/08/2021	22:00	0	0	4	10	20	12	4	2	0	0	0	0	0	0	0	0	0	0	0	52	39.2	30 to 40	80.8	38	73.1
07/08/2021	23:00	0	0	0	3	5	1	3	0	0	0	0	0	0	0	0	0	0	0	0	12	41.7	30 to 40	75.0	9	75.0
24 Hr Summary		10	54	295	1231	1553	818	250	45	7	2	0	0	0	0	0	0	0	0	0	4265	37.9	30 to 40	84.5	2675	62.7

Incoming Histogram

A170 Outward

from Wed-Jul-21-2021-12-00-AM to Sat-Sep-11-2021-06-59-PM

A170 Linkfoot Lane Outward traffic

Date	Starting Hr:min	<15	15 to <20	20 to <25	25 to <30	30 to <35	35 to <40	40 to <45	45 to <50	50 to <55	55 to <60	60 to <65	65 to <70	70 to <75	75 to <80	80 to <85	85 to <90	90 to <95	95 to <100	100 to >105	Total Counts	85pct Speed	10MPH Pace	% in pace	# of Speeders	% Speeders
08/08/2021	00:00	0	0	0	1	0	3	1	0	0	0	0	0	0	0	0	0	0	0	0	5	40	30 to 40	80.0	4	80.0
08/08/2021	01:00	0	0	0	0	1	2	2	0	0	0	0	0	0	0	0	0	0	0	0	5	42.5	35 to 45	100.0	5	100.0
08/08/2021	02:00	0	0	1	1	0	1	0	0	0	0	0	0	0	0	0	0	0	0	0	3	40	20 to 30	66.7	1	33.3
08/08/2021	03:00	0	0	0	0	0	0	2	1	0	0	0	0	0	0	0	0	0	0	0	3	50	40 to 50	100.0	3	100.0
08/08/2021	04:00	0	0	0	0	1	1	0	0	0	0	0	0	0	0	0	0	0	0	0	2	40	30 to 40	100.0	2	100.0
08/08/2021	05:00	0	0	0	1	0	1	1	0	0	0	0	0	0	0	0	0	0	0	0	3	45	30 to 40	66.7	2	66.7
08/08/2021	06:00	0	1	1	8	4	10	2	1	0	0	1	0	0	0	0	0	0	0	0	28	40	30 to 40	78.6	18	64.3
08/08/2021	07:00	0	0	2	15	18	5	7	2	0	0	0	0	0	0	0	0	0	0	0	49	41.4	30 to 40	77.6	32	65.3
08/08/2021	08:00	0	0	8	42	31	19	8	2	1	0	0	0	0	0	0	0	0	0	0	111	38.4	30 to 40	82.9	61	55.0
08/08/2021	09:00	1	1	19	70	79	50	15	5	0	0	0	0	0	0	0	0	0	0	0	240	38.4	30 to 40	82.9	149	62.1
08/08/2021	10:00	0	2	21	61	97	67	28	4	0	0	0	0	0	0	0	0	0	0	0	280	39.3	30 to 40	80.4	196	70.0
08/08/2021	11:00	0	1	19	82	124	77	28	1	0	1	0	0	0	0	0	0	0	0	0	333	38.7	30 to 40	85.0	231	69.4
08/08/2021	12:00	0	0	21	95	138	89	13	2	0	0	0	0	0	0	0	0	0	0	0	358	37.8	30 to 40	89.9	242	67.6
08/08/2021	13:00	0	4	33	103	123	65	18	3	0	0	0	0	0	0	0	0	0	0	0	349	37.6	30 to 40	83.4	209	59.9
08/08/2021	14:00	3	1	27	96	103	54	10	2	3	0	0	0	0	0	0	0	0	0	0	299	37.2	30 to 40	84.6	172	57.5
08/08/2021	15:00	0	1	17	67	137	71	17	1	0	0	0	0	0	0	0	0	0	0	0	311	38	30 to 40	88.4	226	72.7
08/08/2021	16:00	1	6	20	85	126	54	14	1	1	0	0	0	0	0	0	0	0	0	0	308	37.2	30 to 40	86.0	196	63.6
08/08/2021	17:00	0	4	16	74	70	45	16	0	0	0	0	0	0	0	0	0	0	0	0	225	38	30 to 40	84.0	131	58.2
08/08/2021	18:00	1	1	12	30	65	30	11	2	1	0	0	0	0	0	0	0	0	0	0	153	38.5	30 to 40	81.7	109	71.2
08/08/2021	19:00	0	1	6	30	35	23	12	2	0	1	0	0	0	0	0	0	0	0	0	110	39.8	30 to 40	80.0	73	66.4
08/08/2021	20:00	0	1	5	22	15	16	2	4	0	0	0	0	0	0	0	0	0	0	0	65	38.8	30 to 40	81.5	37	56.9
08/08/2021	21:00	0	0	1	8	11	10	2	1	0	0	0	0	0	0	0	0	0	0	0	33	39	30 to 40	87.9	24	72.7
08/08/2021	22:00	0	0	2	7	2	6	4	2	0	0	0	0	0	0	0	0	0	0	0	23	43.8	30 to 40	65.2	14	60.9
08/08/2021	23:00	0	0	1	2	2	1	0	0	0	0	0	0	0	0	0	0	0	0	0	6	35	25 to 35	83.3	3	50.0
24 Hr Summary		6	24	232	900	1182	700	213	36	6	2	1	0	0	0	0	0	0	0	0	3302	38.3	30 to 40	84.3	2140	64.8

Incoming Histogram

A170 Outward

from Wed-Jul-21-2021-12-00-AM to Sat-Sep-11-2021-06-59-PM

A170 Linkfoot Lane Outward traffic

Date	Starting Hr:min	<15	15 to <20	20 to <25	25 to <30	30 to <35	35 to <40	40 to <45	45 to <50	50 to <55	55 to <60	60 to <65	65 to <70	70 to <75	75 to <80	80 to <85	85 to <90	90 to <95	95 to <100	100 to >105	Total Counts	85pct Speed	10MPH Pace	% in pace	# of Speeders	% Speeders
09/08/2021	00:00	0	0	0	1	4	2	1	0	0	0	0	0	0	0	0	0	0	0	0	8	40	30 to 40	87.5	7	87.5
09/08/2021	01:00	0	0	0	0	0	0	0	1	0	0	0	0	0	0	0	0	0	0	0	1	50	40 to 50	100.0	1	100.0
09/08/2021	02:00	0	0	0	0	0	2	0	0	0	0	0	0	0	0	0	0	0	0	0	2	40	30 to 40	100.0	2	100.0
09/08/2021	03:00	0	0	0	0	0	1	0	1	0	0	0	0	0	0	0	0	0	0	0	2	50	40 to 50	100.0	2	100.0
09/08/2021	04:00	0	0	1	2	3	2	1	0	0	0	0	0	0	0	0	0	0	0	0	9	40	30 to 40	77.8	6	66.7
09/08/2021	05:00	0	0	0	6	6	4	2	0	0	0	0	0	0	0	0	0	0	0	0	18	38.8	30 to 40	88.9	12	66.7
09/08/2021	06:00	0	0	1	8	19	17	10	7	0	1	0	0	0	0	0	0	0	0	0	63	44.5	35 to 45	73.0	54	85.7
09/08/2021	07:00	2	0	11	37	45	34	12	2	1	0	0	0	0	0	0	0	0	0	0	144	39	30 to 40	80.6	94	65.3
09/08/2021	08:00	1	6	24	79	84	27	7	6	1	0	0	0	0	0	0	0	0	0	0	235	36.1	30 to 40	80.9	125	53.2
09/08/2021	09:00	1	4	28	89	132	67	14	3	0	0	0	0	0	0	0	0	0	0	0	338	37.5	30 to 40	85.2	216	63.9
09/08/2021	10:00	0	2	27	102	139	80	15	3	0	1	0	0	0	0	0	0	0	0	0	369	37.8	30 to 40	87.0	238	64.5
09/08/2021	11:00	1	7	47	109	157	91	17	3	0	0	0	0	0	0	0	0	0	0	0	432	37.5	30 to 40	82.6	268	62.0
09/08/2021	12:00	0	3	32	116	144	92	16	2	0	0	0	0	0	0	0	0	0	0	0	405	37.7	30 to 40	86.9	254	62.7
09/08/2021	13:00	1	1	34	124	160	74	16	1	1	0	0	0	0	0	0	0	0	0	0	412	37	30 to 40	86.9	252	61.2
09/08/2021	14:00	1	6	25	130	154	74	18	1	0	0	0	0	0	0	0	0	0	0	0	409	37.2	30 to 40	87.5	247	60.4
09/08/2021	15:00	1	6	23	114	152	59	14	4	0	0	0	0	0	0	0	0	0	0	0	373	36.8	30 to 40	87.1	229	61.4
09/08/2021	16:00	0	5	29	138	164	82	10	2	1	0	0	0	0	0	0	0	0	0	0	431	36.8	30 to 40	89.1	259	60.1
09/08/2021	17:00	1	6	18	100	131	65	11	2	0	0	0	0	0	0	0	0	0	0	0	334	37.2	30 to 40	88.6	209	62.6
09/08/2021	18:00	0	0	14	53	62	27	19	2	1	0	0	0	0	0	0	0	0	0	0	178	39.1	30 to 40	79.8	111	62.4
09/08/2021	19:00	1	0	8	37	50	33	9	3	0	0	0	0	0	0	0	0	0	0	0	141	38.6	30 to 40	85.1	95	67.4
09/08/2021	20:00	0	1	4	17	19	19	5	4	0	0	0	0	0	0	0	0	0	0	0	69	39.7	30 to 40	79.7	47	68.1
09/08/2021	21:00	0	1	2	15	20	13	12	3	0	0	0	0	0	0	0	0	0	0	0	66	42.1	30 to 40	72.7	48	72.7
09/08/2021	22:00	0	0	2	11	11	3	8	0	0	0	0	0	0	0	0	0	0	0	0	35	41.9	30 to 40	71.4	22	62.9
09/08/2021	23:00	0	0	1	0	4	4	0	0	0	0	0	0	0	0	0	0	0	0	0	9	38.8	30 to 40	88.9	8	88.9
24 Hr Summary		10	48	331	1288	1660	872	217	50	5	2	0	0	0	0	0	0	0	0	0	4483	37.7	30 to 40	85.2	2806	62.6

Incoming Histogram

A170 Outward

from Wed-Jul-21-2021-12-00-AM to Sat-Sep-11-2021-06-59-PM

A170 Linkfoot Lane Outward traffic

Date	Starting Hr:min	<15	15 to <20	20 to <25	25 to <30	30 to <35	35 to <40	40 to <45	45 to <50	50 to <55	55 to <60	60 to <65	65 to <70	70 to <75	75 to <80	80 to <85	85 to <90	90 to <95	95 to <100	100 to >105	Total Counts	85pct Speed	10MPH Pace	% in pace	# of Speeders	% Speeders
10/08/2021	00:00	0	0	0	1	1	0	1	1	1	0	0	0	0	0	0	0	0	0	0	5	50	45 to 55	60.0	4	80.0
10/08/2021	01:00	0	0	0	0	1	0	0	0	0	0	0	0	0	0	0	0	0	0	0	1	35	25 to 35	100.0	1	100.0
10/08/2021	02:00	0	0	0	1	1	1	0	0	0	0	0	0	0	0	0	0	0	0	0	3	40	30 to 40	100.0	2	66.7
10/08/2021	03:00	0	0	0	0	0	0	0	0	0	0	0	0	0	0	0	0	0	0	0	0	0	*	*	*	*
10/08/2021	04:00	0	0	0	0	3	1	0	0	0	0	0	0	0	0	0	0	0	0	0	4	35	30 to 40	100.0	4	100.0
10/08/2021	05:00	0	0	0	5	5	3	1	1	0	0	0	0	0	0	0	0	0	0	0	15	40	30 to 40	86.7	10	66.7
10/08/2021	06:00	0	0	3	11	26	17	11	4	2	0	0	0	0	0	0	0	0	0	0	74	42.7	30 to 40	73.0	60	81.1
10/08/2021	07:00	1	5	6	58	50	33	6	4	1	0	0	0	0	0	0	0	0	0	0	164	37.9	30 to 40	86.0	94	57.3
10/08/2021	08:00	2	3	19	75	72	44	6	1	0	0	0	0	0	0	0	0	0	0	0	222	37	30 to 40	86.0	123	55.4
10/08/2021	09:00	1	9	34	156	135	65	9	1	0	0	0	0	0	0	0	0	0	0	0	410	36	30 to 40	86.8	210	51.2
10/08/2021	10:00	0	3	37	142	164	73	16	1	0	0	0	0	0	0	0	0	0	0	0	436	36.7	30 to 40	86.9	254	58.3
10/08/2021	11:00	0	5	38	96	151	85	28	6	0	0	0	0	0	0	0	0	0	0	0	409	38.4	30 to 40	81.2	270	66.0
10/08/2021	12:00	0	1	34	137	191	76	23	3	0	0	0	0	0	0	0	0	0	0	0	465	37.1	30 to 40	86.9	293	63.0
10/08/2021	13:00	0	4	37	103	159	65	8	3	0	0	0	0	0	0	0	0	0	0	0	379	36.5	30 to 40	86.3	235	62.0
10/08/2021	14:00	0	7	27	121	141	53	14	1	0	0	0	0	0	0	0	0	0	0	0	364	36.2	30 to 40	86.5	209	57.4
10/08/2021	15:00	3	12	49	143	143	44	3	0	0	0	0	0	0	0	0	0	0	0	0	397	34.5	25 to 35	84.4	190	47.9
10/08/2021	16:00	0	6	35	127	140	50	7	0	0	0	0	0	0	0	0	0	0	0	0	365	35.2	30 to 40	86.8	197	54.0
10/08/2021	17:00	1	6	40	121	124	48	11	3	0	0	0	0	0	0	0	0	0	0	0	354	35.9	30 to 40	82.8	186	52.5
10/08/2021	18:00	0	3	17	75	69	34	10	1	0	0	0	0	0	0	0	0	0	0	0	209	37.1	30 to 40	85.2	114	54.5
10/08/2021	19:00	0	6	8	49	40	35	8	2	1	0	0	0	0	0	0	0	0	0	0	149	38.4	30 to 40	83.2	86	57.7
10/08/2021	20:00	0	0	4	34	42	14	6	0	1	0	1	0	0	0	0	0	0	0	0	102	37.5	30 to 40	88.2	64	62.7
10/08/2021	21:00	0	1	7	14	27	17	8	1	0	0	0	0	0	0	0	0	0	0	0	75	39.4	30 to 40	77.3	53	70.7
10/08/2021	22:00	0	0	1	7	7	4	5	2	0	1	0	0	0	0	0	0	0	0	0	27	44	30 to 40	66.7	19	70.4
10/08/2021	23:00	0	0	0	4	10	7	0	0	0	0	0	0	0	0	0	0	0	0	0	21	37.9	30 to 40	100.0	17	81.0
24 Hr Summary		8	71	396	1480	1702	769	181	35	6	1	1	0	0	0	0	0	0	0	0	4650	36.9	30 to 40	85.0	2695	58.0

Incoming Histogram

A170 Outward

from Wed-Jul-21-2021-12-00-AM to Sat-Sep-11-2021-06-59-PM

A170 Linkfoot Lane Outward traffic

Date	Starting Hr:min	<15	15 to <20	20 to <25	25 to <30	30 to <35	35 to <40	40 to <45	45 to <50	50 to <55	55 to <60	60 to <65	65 to <70	70 to <75	75 to <80	80 to <85	85 to <90	90 to <95	95 to <100	100 to >105	Total Counts	85pct Speed	10MPH Pace	% in pace	# of Speeders	% Speeders
11/08/2021	00:00	1	2	2	1	5	0	0	1	0	0	0	0	0	0	0	0	0	0	0	12	34	25 to 35	66.7	6	50.0
11/08/2021	01:00	1	0	0	1	1	2	0	0	0	0	0	0	0	0	0	0	0	0	0	5	37.5	30 to 40	80.0	3	60.0
11/08/2021	02:00	0	0	0	3	0	1	0	0	0	0	0	0	0	0	0	0	0	0	0	4	30	30 to 40	100.0	1	25.0
11/08/2021	03:00	0	0	0	0	1	0	0	0	0	0	0	0	0	0	0	0	0	0	0	1	35	25 to 35	100.0	1	100.0
11/08/2021	04:00	0	0	1	3	4	0	0	0	0	0	0	0	0	0	0	0	0	0	0	8	33.8	25 to 35	100.0	4	50.0
11/08/2021	05:00	0	0	0	1	5	3	4	2	0	0	0	0	0	0	0	0	0	0	0	15	45	35 to 45	80.0	14	93.3
11/08/2021	06:00	0	0	1	11	24	11	14	8	2	0	0	0	0	0	0	0	0	0	0	71	44.6	35 to 45	69.0	59	83.1
11/08/2021	07:00	0	0	7	42	59	32	21	7	1	0	0	0	0	0	0	0	0	0	0	169	41	30 to 40	78.7	120	71.0
11/08/2021	08:00	0	0	22	87	90	47	7	1	0	0	0	0	0	0	0	0	0	0	0	254	36.8	30 to 40	88.2	145	57.1
11/08/2021	09:00	0	1	22	104	153	79	13	0	0	0	0	0	0	0	0	0	0	0	0	372	37.3	30 to 40	90.3	245	65.9
11/08/2021	10:00	0	4	34	170	178	94	25	2	0	0	0	0	0	0	0	0	0	0	0	507	37.4	30 to 40	87.2	299	59.0
11/08/2021	11:00	0	10	52	150	180	103	17	0	0	0	0	0	0	0	0	0	0	0	0	512	37.1	30 to 40	84.6	300	58.6
11/08/2021	12:00	4	5	48	148	147	71	14	2	0	0	0	0	0	0	0	0	0	0	0	439	36.5	30 to 40	83.4	234	53.3
11/08/2021	13:00	3	5	37	117	140	63	7	1	0	0	0	0	0	0	0	0	0	0	0	373	36.2	30 to 40	85.8	211	56.6
11/08/2021	14:00	1	4	34	118	152	58	13	0	0	0	0	0	0	0	0	0	0	0	0	380	36.2	30 to 40	86.3	223	58.7
11/08/2021	15:00	1	2	38	168	170	69	14	1	0	0	0	0	0	0	0	0	0	0	0	463	36.1	30 to 40	87.9	254	54.9
11/08/2021	16:00	3	8	57	172	156	52	11	0	0	0	0	0	0	0	0	0	0	0	0	459	34.8	25 to 35	83.9	219	47.7
11/08/2021	17:00	1	5	44	129	129	67	6	2	0	1	0	0	0	0	0	0	0	0	0	384	36.3	30 to 40	84.6	205	53.4
11/08/2021	18:00	0	3	24	80	79	30	11	2	1	0	0	0	0	0	0	0	0	0	0	230	36.7	30 to 40	82.2	123	53.5
11/08/2021	19:00	0	2	8	43	55	27	9	4	0	0	0	0	0	0	0	0	0	0	0	148	38.3	30 to 40	84.5	95	64.2
11/08/2021	20:00	0	1	6	31	44	28	7	1	0	0	0	0	0	0	0	0	0	0	0	118	38.2	30 to 40	87.3	80	67.8
11/08/2021	21:00	0	1	6	31	21	21	2	1	0	0	0	0	0	0	0	0	0	0	0	83	37.9	30 to 40	88.0	45	54.2
11/08/2021	22:00	0	0	1	10	12	8	2	2	0	0	0	0	0	0	0	0	0	0	0	35	39.4	30 to 40	85.7	24	68.6
11/08/2021	23:00	0	2	0	1	6	2	1	0	1	0	0	0	0	0	0	0	0	0	0	13	40	30 to 40	69.2	10	76.9
24 Hr Summary		15	55	444	1621	1811	868	198	37	5	1	0	0	0	0	0	0	0	0	0	5055	37	30 to 40	85.1	2920	57.8

Incoming Histogram

A170 Outward

from Wed-Jul-21-2021-12-00-AM to Sat-Sep-11-2021-06-59-PM

A170 Linkfoot Lane Outward traffic

Date	Starting Hr:min	<15	15 to <20	20 to <25	25 to <30	30 to <35	35 to <40	40 to <45	45 to <50	50 to <55	55 to <60	60 to <65	65 to <70	70 to <75	75 to <80	80 to <85	85 to <90	90 to <95	95 to <100	100 to >105	Total Counts	85pct Speed	10MPH Pace	% in pace	# of Speeders	% Speeders
12/08/2021	00:00	0	0	0	1	1	2	2	0	0	0	0	0	0	0	0	0	0	0	0	6	42.5	35 to 45	83.3	5	83.3
12/08/2021	01:00	0	0	0	0	1	0	0	1	0	0	0	0	0	0	0	0	0	0	0	2	50	25 to 35	50.0	2	100.0
12/08/2021	02:00	0	0	0	1	1	1	0	0	0	0	0	0	0	0	0	0	0	0	0	3	40	30 to 40	100.0	2	66.7
12/08/2021	03:00	0	0	0	0	0	0	0	0	0	0	0	0	0	0	0	0	0	0	0	0	0	*	*	*	*
12/08/2021	04:00	0	0	0	1	3	1	0	0	0	0	0	0	0	0	0	0	0	0	0	5	35	30 to 40	100.0	4	80.0
12/08/2021	05:00	0	0	1	2	5	2	0	1	0	0	0	0	0	0	0	0	0	0	0	11	37.5	30 to 40	81.8	8	72.7
12/08/2021	06:00	0	0	1	14	21	19	12	4	2	0	0	0	0	0	0	0	0	0	0	73	42.9	30 to 40	74.0	58	79.5
12/08/2021	07:00	3	4	8	40	55	36	10	4	0	0	0	0	0	0	0	0	0	0	0	160	38.6	30 to 40	81.9	105	65.6
12/08/2021	08:00	0	2	24	109	98	50	8	2	0	0	0	0	0	0	0	0	0	0	0	293	36.6	30 to 40	87.7	158	53.9
12/08/2021	09:00	2	2	46	127	157	71	20	3	0	0	0	0	0	0	0	0	0	0	0	428	37.1	30 to 40	82.9	251	58.6
12/08/2021	10:00	0	2	42	139	178	100	18	3	0	0	0	0	0	0	0	0	0	0	0	482	37.4	30 to 40	86.5	299	62.0
12/08/2021	11:00	6	5	48	143	194	90	15	3	0	0	0	0	0	0	0	0	0	0	0	504	36.8	30 to 40	84.7	302	59.9
12/08/2021	12:00	2	4	43	127	196	83	12	0	0	0	0	0	1	0	0	0	0	0	0	468	36.6	30 to 40	86.8	292	62.4
12/08/2021	13:00	1	6	28	116	174	75	15	1	0	0	0	0	0	0	0	0	0	0	0	416	36.9	30 to 40	87.7	265	63.7
12/08/2021	14:00	0	0	37	126	169	52	13	2	0	0	0	0	0	0	0	0	0	0	0	399	35.7	30 to 40	87.0	236	59.1
12/08/2021	15:00	0	4	37	160	163	68	8	3	0	0	0	0	0	0	0	0	0	0	0	443	36	30 to 40	88.3	242	54.6
12/08/2021	16:00	0	2	35	167	193	77	15	0	1	1	0	0	0	0	0	0	0	0	0	491	36.3	30 to 40	89.0	287	58.5
12/08/2021	17:00	0	3	21	122	128	74	13	4	0	0	0	0	0	0	0	0	0	0	0	365	37.4	30 to 40	88.8	219	60.0
12/08/2021	18:00	2	3	16	77	91	49	23	0	0	0	0	0	0	0	0	0	0	0	0	261	38.4	30 to 40	83.1	163	62.5
12/08/2021	19:00	0	1	10	39	74	38	17	1	0	0	0	0	0	0	0	0	0	0	0	180	38.8	30 to 40	83.9	130	72.2
12/08/2021	20:00	0	2	4	27	47	18	13	2	1	0	0	0	0	0	0	0	0	0	0	114	39.7	30 to 40	80.7	81	71.1
12/08/2021	21:00	0	2	6	28	19	24	1	2	0	0	0	0	0	0	0	0	0	0	0	82	38.1	30 to 40	86.6	46	56.1
12/08/2021	22:00	0	0	1	7	17	12	3	0	0	0	0	0	0	0	0	0	0	0	0	40	38.8	30 to 40	90.0	32	80.0
12/08/2021	23:00	0	0	1	6	7	3	1	1	2	0	0	0	0	0	0	0	0	0	0	21	45	30 to 40	76.2	14	66.7
24 Hr Summary		16	42	409	1579	1992	945	219	37	6	1	0	0	1	0	0	0	0	0	0	5247	37.2	30 to 40	86.1	3201	61.0

Incoming Histogram

A170 Outward

from Wed-Jul-21-2021-12-00-AM to Sat-Sep-11-2021-06-59-PM

A170 Linkfoot Lane Outward traffic

Date	Starting Hr:min	<15	15 to <20	20 to <25	25 to <30	30 to <35	35 to <40	40 to <45	45 to <50	50 to <55	55 to <60	60 to <65	65 to <70	70 to <75	75 to <80	80 to <85	85 to <90	90 to <95	95 to <100	100 to >105	Total Counts	85pct Speed	10MPH Pace	% in pace	# of Speeders	% Speeders
13/08/2021	00:00	0	0	0	0	1	3	0	2	0	0	0	0	0	0	0	0	0	0	0	6	47.5	40 to 50	83.3	6	100.0
13/08/2021	01:00	0	0	0	0	0	0	0	0	0	0	0	0	0	0	0	0	0	0	0	0	0	*	*	*	*
13/08/2021	02:00	0	0	0	0	0	1	0	0	0	0	0	0	0	0	0	0	0	0	0	1	40	30 to 40	100.0	1	100.0
13/08/2021	03:00	0	0	0	0	1	0	0	0	0	0	0	0	0	0	0	0	0	0	0	1	35	25 to 35	100.0	1	100.0
13/08/2021	04:00	0	0	0	2	4	1	2	0	0	0	0	0	0	0	0	0	0	0	0	9	42.5	30 to 40	77.8	7	77.8
13/08/2021	05:00	0	0	0	4	5	4	1	1	1	0	0	0	0	0	0	0	0	0	0	16	45	30 to 40	81.3	12	75.0
13/08/2021	06:00	1	0	1	13	20	16	8	7	2	0	0	0	0	0	0	0	0	0	0	68	44.4	30 to 40	72.1	53	77.9
13/08/2021	07:00	0	1	12	46	55	25	12	4	0	0	0	0	0	0	0	0	0	0	0	155	38.6	30 to 40	81.3	96	61.9
13/08/2021	08:00	1	1	17	88	82	39	16	1	0	0	0	0	0	0	0	0	0	0	0	245	37.4	30 to 40	85.3	138	56.3
13/08/2021	09:00	1	8	29	96	136	64	18	4	0	0	0	0	0	0	0	0	0	0	0	356	37.6	30 to 40	83.1	222	62.4
13/08/2021	10:00	2	9	61	150	163	53	9	3	1	0	0	0	0	0	0	0	0	0	0	451	34.9	25 to 35	82.9	229	50.8
13/08/2021	11:00	4	5	35	129	165	78	15	1	1	0	0	0	0	0	0	0	0	0	0	433	36.9	30 to 40	85.9	260	60.0
13/08/2021	12:00	0	7	34	136	173	94	20	3	0	0	0	0	0	0	0	0	0	0	0	467	37.5	30 to 40	86.3	290	62.1
13/08/2021	13:00	1	4	33	110	158	97	12	5	0	0	0	0	0	0	0	0	0	0	0	420	37.6	30 to 40	86.9	272	64.8
13/08/2021	14:00	0	5	33	138	172	95	14	1	1	0	0	0	0	0	0	0	0	0	0	459	37.2	30 to 40	88.2	283	61.7
13/08/2021	15:00	0	5	37	129	208	104	16	2	0	0	0	0	0	0	0	0	0	0	0	501	37.3	30 to 40	88.0	330	65.9
13/08/2021	16:00	3	4	41	167	172	79	12	4	1	0	0	0	0	0	0	0	0	0	0	483	36.5	30 to 40	86.5	268	55.5
13/08/2021	17:00	2	8	40	118	152	71	19	0	0	0	0	0	0	0	0	0	0	0	0	410	37	30 to 40	83.2	242	59.0
13/08/2021	18:00	0	1	23	72	137	67	20	4	0	0	0	0	0	0	0	0	0	0	0	324	38.1	30 to 40	85.2	228	70.4
13/08/2021	19:00	0	0	8	47	52	43	15	6	0	0	0	0	0	0	0	0	0	0	0	171	39.4	30 to 40	83.0	116	67.8
13/08/2021	20:00	0	0	8	37	45	17	8	2	0	0	0	0	0	0	0	0	0	0	0	117	37.6	30 to 40	84.6	72	61.5
13/08/2021	21:00	0	0	6	34	39	15	6	0	2	0	0	0	0	0	0	0	0	0	0	102	37.7	30 to 40	86.3	62	60.8
13/08/2021	22:00	0	0	1	6	16	6	5	1	1	1	0	0	0	0	0	0	0	0	0	37	42	30 to 40	75.7	30	81.1
13/08/2021	23:00	0	0	2	9	7	7	4	0	0	0	0	0	0	0	0	0	0	0	0	29	40	30 to 40	79.3	18	62.1
24 Hr Summary		15	58	421	1531	1963	979	232	51	10	1	0	0	0	0	0	0	0	0	0	5261	37.5	30 to 40	85.0	3236	61.5

Incoming Histogram

A170 Outward

from Wed-Jul-21-2021-12-00-AM to Sat-Sep-11-2021-06-59-PM

A170 Linkfoot Lane Outward traffic

Date	Starting Hr:min	<15	15 to <20	20 to <25	25 to <30	30 to <35	35 to <40	40 to <45	45 to <50	50 to <55	55 to <60	60 to <65	65 to <70	70 to <75	75 to <80	80 to <85	85 to <90	90 to <95	95 to <100	100 to >105	Total Counts	85pct Speed	10MPH Pace	% in pace	# of Speeders	% Speeders
14/08/2021	00:00	0	0	0	0	4	0	3	0	0	0	0	0	0	0	0	0	0	0	0	7	43.3	35 to 45	100.0	7	100.0
14/08/2021	01:00	0	0	0	0	0	0	1	0	0	0	0	0	0	0	0	0	0	0	0	1	45	35 to 45	100.0	1	100.0
14/08/2021	02:00	0	0	0	0	0	0	0	1	0	0	0	0	0	0	0	0	0	0	0	1	50	40 to 50	100.0	1	100.0
14/08/2021	03:00	0	0	0	2	0	0	0	0	0	1	0	0	0	0	0	0	0	0	0	3	60	20 to 30	66.7	1	33.3
14/08/2021	04:00	0	0	0	0	3	0	1	0	0	0	0	0	0	0	0	0	0	0	0	4	35	35 to 45	100.0	4	100.0
14/08/2021	05:00	0	0	1	2	4	2	1	1	2	0	0	0	0	0	0	0	0	0	0	13	50	30 to 40	61.5	10	76.9
14/08/2021	06:00	0	0	0	9	6	10	9	1	0	0	1	0	0	0	0	0	0	0	0	36	43.3	30 to 40	69.4	27	75.0
14/08/2021	07:00	1	0	1	24	30	16	14	0	1	0	0	0	0	0	0	0	0	0	0	87	40.7	30 to 40	80.5	61	70.1
14/08/2021	08:00	1	3	18	58	69	39	15	4	0	0	0	0	0	0	0	0	0	0	0	207	38.5	30 to 40	80.2	127	61.4
14/08/2021	09:00	2	3	29	102	141	74	22	1	0	0	0	0	0	0	0	0	0	0	0	374	37.8	30 to 40	84.8	238	63.6
14/08/2021	10:00	0	5	36	129	134	79	19	4	0	0	0	0	0	0	0	0	0	0	0	406	37.6	30 to 40	84.2	236	58.1
14/08/2021	11:00	2	12	56	134	157	90	17	4	1	0	0	0	0	0	0	0	0	0	0	473	37.3	30 to 40	80.5	269	56.9
14/08/2021	12:00	1	5	23	124	177	108	22	3	0	0	0	0	0	0	0	0	0	0	0	463	38	30 to 40	88.3	310	67.0
14/08/2021	13:00	5	5	47	157	180	73	21	2	1	0	0	0	0	0	0	0	0	0	0	491	36.6	30 to 40	83.5	277	56.4
14/08/2021	14:00	0	3	30	117	152	72	16	3	0	0	0	0	0	0	0	0	0	0	0	393	37.2	30 to 40	86.8	243	61.8
14/08/2021	15:00	0	6	29	134	146	76	15	3	0	0	0	0	0	0	0	0	0	0	0	409	37.2	30 to 40	87.0	240	58.7
14/08/2021	16:00	5	2	27	128	148	60	9	0	1	0	0	0	0	0	0	0	0	0	0	380	36.1	30 to 40	88.4	218	57.4
14/08/2021	17:00	1	1	19	71	120	45	18	3	0	0	0	0	0	0	0	0	0	0	0	278	37.7	30 to 40	84.9	186	66.9
14/08/2021	18:00	0	0	7	53	67	28	19	3	0	0	0	0	0	0	0	0	0	0	0	177	39.1	30 to 40	83.6	117	66.1
14/08/2021	19:00	0	3	6	34	50	23	6	2	0	0	0	0	0	0	0	0	0	0	0	124	37.6	30 to 40	86.3	81	65.3
14/08/2021	20:00	0	1	3	31	21	11	5	3	0	0	0	0	0	0	0	0	0	0	0	75	38.6	30 to 40	84.0	40	53.3
14/08/2021	21:00	0	1	12	27	25	11	2	0	0	0	0	0	0	0	0	0	0	0	0	78	35.5	25 to 35	82.1	38	48.7
14/08/2021	22:00	0	1	1	9	12	6	5	2	1	0	0	0	0	0	0	0	0	0	0	37	42	30 to 40	73.0	26	70.3
14/08/2021	23:00	0	0	1	5	4	6	0	2	1	0	0	0	0	0	0	0	0	0	0	19	40	30 to 40	78.9	13	68.4
24 Hr Summary		18	51	346	1350	1650	829	240	42	8	1	1	0	0	0	0	0	0	0	0	4536	37.7	30 to 40	84.4	2771	61.1



Incoming Histogram

A170 Outward

from Wed-Jul-21-2021-12-00-AM to Sat-Sep-11-2021-06-59-PM

A170 Linkfoot Lane Outward traffic

Date	Starting Hr:min	<15	15 to <20	20 to <25	25 to <30	30 to <35	35 to <40	40 to <45	45 to <50	50 to <55	55 to <60	60 to <65	65 to <70	70 to <75	75 to <80	80 to <85	85 to <90	90 to <95	95 to <100	100 to >105	Total Counts	85pct Speed	10MPH Pace	% in pace	# of Speeders	% Speeders
15/08/2021	00:00	0	0	0	5	3	3	5	0	0	0	0	0	0	0	0	0	0	0	0	16	43	30 to 40	68.8	11	68.8
15/08/2021	01:00	0	0	0	0	0	0	1	0	0	0	0	0	0	0	0	0	0	0	0	1	45	35 to 45	100.0	1	100.0
15/08/2021	02:00	0	0	0	1	1	2	1	1	0	0	0	0	0	0	0	0	0	0	0	6	45	30 to 40	66.7	5	83.3
15/08/2021	03:00	0	0	0	0	0	0	1	0	1	0	0	0	0	0	0	0	0	0	0	2	55	45 to 55	100.0	2	100.0
15/08/2021	04:00	0	0	0	0	0	0	0	0	0	0	0	0	0	0	0	0	0	0	0	0	0	*	*	*	*
15/08/2021	05:00	0	0	1	1	0	1	0	0	0	0	0	0	0	0	0	0	0	0	0	3	40	20 to 30	66.7	1	33.3
15/08/2021	06:00	0	2	1	2	6	6	3	1	0	0	0	0	0	0	0	0	0	0	0	21	41.7	35 to 45	71.4	16	76.2
15/08/2021	07:00	0	1	2	15	10	9	4	1	0	0	0	0	0	0	0	0	0	0	0	42	39.4	30 to 40	81.0	24	57.1
15/08/2021	08:00	1	0	11	29	46	18	6	1	1	0	0	0	0	0	0	0	0	0	0	113	37.5	30 to 40	82.3	72	63.7
15/08/2021	09:00	1	2	11	56	75	59	14	1	0	0	0	0	0	0	0	0	0	0	0	219	38.5	30 to 40	86.8	149	68.0
15/08/2021	10:00	1	5	35	78	96	64	15	1	0	0	0	0	0	0	0	0	0	0	0	295	37.8	30 to 40	80.7	176	59.7
15/08/2021	11:00	2	7	27	118	134	71	14	3	0	0	0	0	0	0	0	0	0	0	0	376	37.3	30 to 40	85.9	222	59.0
15/08/2021	12:00	2	5	13	115	136	74	17	2	1	0	0	0	0	0	0	0	0	0	0	365	37.6	30 to 40	89.0	230	63.0
15/08/2021	13:00	2	12	25	121	114	62	13	3	1	0	0	0	0	0	0	0	0	0	0	353	37.1	30 to 40	84.1	193	54.7
15/08/2021	14:00	1	3	22	110	121	63	11	2	1	0	0	0	0	0	0	0	0	0	0	334	37.1	30 to 40	88.0	198	59.3
15/08/2021	15:00	1	5	26	114	122	72	9	1	0	0	0	0	0	0	0	0	0	0	0	350	37.1	30 to 40	88.0	204	58.3
15/08/2021	16:00	0	4	28	116	112	62	9	3	0	0	0	0	0	0	0	0	0	0	0	334	36.9	30 to 40	86.8	186	55.7
15/08/2021	17:00	1	2	13	54	85	54	15	2	1	0	0	0	0	0	0	0	0	0	0	227	38.5	30 to 40	85.0	157	69.2
15/08/2021	18:00	0	1	7	46	55	36	15	2	0	0	0	0	0	0	0	0	0	0	0	162	39	30 to 40	84.6	108	66.7
15/08/2021	19:00	0	0	2	24	31	27	19	5	0	0	0	0	0	0	0	0	0	0	0	108	42.1	30 to 40	75.9	82	75.9
15/08/2021	20:00	0	0	5	22	25	17	1	3	0	1	0	0	0	0	0	0	0	0	0	74	38.2	30 to 40	86.5	47	63.5
15/08/2021	21:00	0	0	7	10	10	10	4	2	0	0	0	0	0	0	0	0	0	0	0	43	40	30 to 40	69.8	26	60.5
15/08/2021	22:00	0	1	1	3	9	4	3	1	0	0	0	0	0	0	0	0	0	0	0	22	41.7	30 to 40	72.7	17	77.3
15/08/2021	23:00	0	0	0	2	4	4	4	0	0	0	0	0	0	0	0	0	0	0	0	14	42.5	35 to 45	85.7	12	85.7
24 Hr Summary		12	50	237	1042	1195	718	184	35	6	1	0	0	0	0	0	0	0	0	0	3480	37.9	30 to 40	84.9	2139	61.5

Incoming Histogram

A170 Outward

from Wed-Jul-21-2021-12-00-AM to Sat-Sep-11-2021-06-59-PM

A170 Linkfoot Lane Outward traffic

Date	Starting Hr:min	<15	15 to <20	20 to <25	25 to <30	30 to <35	35 to <40	40 to <45	45 to <50	50 to <55	55 to <60	60 to <65	65 to <70	70 to <75	75 to <80	80 to <85	85 to <90	90 to <95	95 to <100	100 to >105	Total Counts	85pct Speed	10MPH Pace	% in pace	# of Speeders	% Speeders
16/08/2021	00:00	0	0	1	1	0	0	2	0	0	0	0	0	0	0	0	0	0	0	0	4	42.5	20 to 30	50.0	2	50.0
16/08/2021	01:00	0	0	0	0	0	0	0	0	0	0	0	0	0	0	0	0	0	0	0	0	0	*	*	*	*
16/08/2021	02:00	0	0	0	2	1	0	0	0	0	0	0	0	0	0	0	0	0	0	0	3	35	25 to 35	100.0	1	33.3
16/08/2021	03:00	0	0	0	0	2	0	0	0	0	0	0	0	0	0	0	0	0	0	0	2	35	25 to 35	100.0	2	100.0
16/08/2021	04:00	0	0	0	0	3	2	2	0	0	0	0	0	0	0	0	0	0	0	0	7	42.5	35 to 45	100.0	7	100.0
16/08/2021	05:00	0	0	1	9	4	5	4	0	0	0	0	0	0	0	0	0	0	0	0	23	41.2	30 to 40	78.3	13	56.5
16/08/2021	06:00	0	0	4	6	27	23	13	3	1	0	0	0	0	0	0	0	0	0	0	77	41.9	35 to 45	81.8	67	87.0
16/08/2021	07:00	0	2	16	50	40	18	8	6	2	0	0	0	0	0	0	0	0	0	0	142	38.6	30 to 40	76.1	74	52.1
16/08/2021	08:00	0	4	22	82	83	39	7	2	0	0	0	0	0	0	0	0	0	0	0	239	36.5	30 to 40	85.4	131	54.8
16/08/2021	09:00	1	3	39	100	122	74	13	0	1	0	0	0	0	0	0	0	0	0	0	353	37.4	30 to 40	83.9	210	59.5
16/08/2021	10:00	0	10	48	151	143	53	17	0	1	0	0	0	0	0	0	0	0	0	0	423	35.8	30 to 40	82.0	214	50.6
16/08/2021	11:00	0	2	34	115	150	74	10	1	0	0	0	0	0	0	0	0	0	0	0	386	36.8	30 to 40	87.8	235	60.9
16/08/2021	12:00	1	3	37	130	138	80	17	3	1	0	0	0	0	0	0	0	0	0	0	410	37.4	30 to 40	84.9	239	58.3
16/08/2021	13:00	0	3	27	123	166	73	9	1	0	0	0	0	0	0	0	0	0	0	0	402	36.6	30 to 40	90.0	249	61.9
16/08/2021	14:00	0	2	30	109	151	57	12	0	0	0	0	0	0	0	0	0	0	0	0	361	36.3	30 to 40	87.8	220	60.9
16/08/2021	15:00	3	6	41	116	144	67	18	1	1	0	0	0	0	0	0	0	0	0	0	397	37	30 to 40	82.4	231	58.2
16/08/2021	16:00	2	10	44	139	153	70	17	1	0	0	0	0	0	0	0	0	0	0	0	436	36.6	30 to 40	83.0	241	55.3
16/08/2021	17:00	1	3	29	125	125	60	11	3	0	0	0	0	0	0	0	0	0	0	0	357	36.7	30 to 40	86.8	199	55.7
16/08/2021	18:00	0	1	17	57	78	42	7	1	0	0	0	0	0	0	0	0	0	0	0	203	37.4	30 to 40	87.2	128	63.1
16/08/2021	19:00	0	2	12	34	49	29	13	1	0	0	0	0	0	0	0	0	0	0	0	140	38.8	30 to 40	80.0	92	65.7
16/08/2021	20:00	0	1	10	21	24	18	8	4	0	0	0	0	0	0	0	0	0	0	0	86	39.7	30 to 40	73.3	54	62.8
16/08/2021	21:00	0	0	1	20	22	10	4	1	0	0	0	0	0	0	0	0	0	0	0	58	38	30 to 40	89.7	37	63.8
16/08/2021	22:00	0	0	2	3	11	8	1	0	0	0	0	0	0	0	0	0	0	0	0	25	38.1	30 to 40	88.0	20	80.0
16/08/2021	23:00	0	0	1	4	3	3	2	0	2	0	0	0	0	0	0	0	0	0	0	15	45	30 to 40	66.7	10	66.7
24 Hr Summary		8	52	416	1397	1639	805	195	28	9	0	0	0	0	0	0	0	0	0	0	4549	37.2	30 to 40	84.4	2676	58.8

Incoming Histogram

A170 Outward

from Wed-Jul-21-2021-12-00-AM to Sat-Sep-11-2021-06-59-PM

A170 Linkfoot Lane Outward traffic

Date	Starting Hr:min	<15	15 to <20	20 to <25	25 to <30	30 to <35	35 to <40	40 to <45	45 to <50	50 to <55	55 to <60	60 to <65	65 to <70	70 to <75	75 to <80	80 to <85	85 to <90	90 to <95	95 to <100	100 to >105	Total Counts	85pct Speed	10MPH Pace	% in pace	# of Speeders	% Speeders
17/08/2021	00:00	0	0	0	1	1	1	0	1	0	0	0	0	0	0	0	0	0	0	0	4	40	30 to 40	75.0	3	75.0
17/08/2021	01:00	0	0	0	0	0	0	0	0	0	0	0	0	0	0	0	0	0	0	0	0	0	*	*	*	*
17/08/2021	02:00	0	0	0	0	1	0	0	0	0	0	0	0	0	0	0	0	0	0	0	1	35	25 to 35	100.0	1	100.0
17/08/2021	03:00	0	0	0	0	0	0	0	0	1	0	0	0	0	0	0	0	0	0	0	1	55	45 to 55	100.0	1	100.0
17/08/2021	04:00	0	0	0	0	1	1	1	0	0	0	0	0	0	0	0	0	0	0	0	3	45	35 to 45	100.0	3	100.0
17/08/2021	05:00	0	0	1	3	2	2	2	2	0	0	0	0	0	0	0	0	0	0	0	12	45	30 to 40	58.3	8	66.7
17/08/2021	06:00	0	0	3	18	19	18	10	3	0	0	0	0	0	0	0	0	0	0	0	71	41	30 to 40	77.5	50	70.4
17/08/2021	07:00	1	1	14	58	54	30	5	1	0	0	0	0	0	0	0	0	0	0	0	164	36.8	30 to 40	86.6	90	54.9
17/08/2021	08:00	0	2	19	76	92	35	12	1	0	0	0	0	0	0	0	0	0	0	0	237	36.7	30 to 40	85.7	140	59.1
17/08/2021	09:00	2	6	26	120	99	61	14	3	0	0	0	0	0	0	0	0	0	0	0	331	37.3	30 to 40	84.6	177	53.5
17/08/2021	10:00	1	3	35	116	133	61	14	3	0	0	0	0	0	0	0	0	0	0	0	366	36.9	30 to 40	84.7	211	57.7
17/08/2021	11:00	0	9	46	132	123	76	13	1	0	0	0	0	0	0	0	0	0	0	0	400	37	30 to 40	82.8	213	53.3
17/08/2021	12:00	0	2	34	98	128	62	14	2	1	0	0	0	0	0	0	0	0	0	0	341	37.3	30 to 40	84.5	207	60.7
17/08/2021	13:00	0	5	21	101	119	63	18	3	0	0	0	0	0	0	0	0	0	0	0	330	37.7	30 to 40	85.8	203	61.5
17/08/2021	14:00	7	5	31	114	127	56	15	0	0	0	0	0	0	0	0	0	0	0	0	355	36.6	30 to 40	83.7	198	55.8
17/08/2021	15:00	0	10	36	133	123	65	21	1	0	0	0	0	0	0	0	0	0	0	0	389	37.2	30 to 40	82.5	210	54.0
17/08/2021	16:00	1	7	37	173	177	45	8	0	0	0	0	0	0	0	0	0	0	0	0	448	34.6	30 to 40	88.2	230	51.3
17/08/2021	17:00	0	5	26	124	104	47	7	4	0	0	0	0	0	0	0	0	0	0	0	317	36.1	30 to 40	86.8	162	51.1
17/08/2021	18:00	0	5	17	64	80	54	17	2	0	0	0	0	0	0	0	0	0	0	0	239	38.4	30 to 40	82.8	153	64.0
17/08/2021	19:00	0	0	5	35	36	27	12	3	2	0	0	0	0	0	0	0	0	0	0	120	39.8	30 to 40	81.7	80	66.7
17/08/2021	20:00	0	2	3	43	31	23	5	1	0	0	0	0	0	0	0	0	0	0	0	108	37.8	30 to 40	89.8	60	55.6
17/08/2021	21:00	0	2	2	15	24	12	4	2	0	0	0	0	0	0	0	0	0	0	0	61	38.8	30 to 40	83.6	42	68.9
17/08/2021	22:00	0	0	1	6	12	8	3	1	0	0	0	0	0	0	0	0	0	0	0	31	39.4	30 to 40	83.9	24	77.4
17/08/2021	23:00	0	0	0	6	4	5	6	1	0	0	0	0	0	0	0	0	0	0	0	22	43.3	30 to 40	68.2	16	72.7
24 Hr Summary		12	64	357	1436	1490	752	201	35	4	0	0	0	0	0	0	0	0	0	0	4351	37.3	30 to 40	84.5	2482	57.0

Incoming Histogram

A170 Outward

from Wed-Jul-21-2021-12-00-AM to Sat-Sep-11-2021-06-59-PM

A170 Linkfoot Lane Outward traffic

Date	Starting Hr:min	<15	15 to <20	20 to <25	25 to <30	30 to <35	35 to <40	40 to <45	45 to <50	50 to <55	55 to <60	60 to <65	65 to <70	70 to <75	75 to <80	80 to <85	85 to <90	90 to <95	95 to <100	100 to >105	Total Counts	85pct Speed	10MPH Pace	% in pace	# of Speeders	% Speeders
18/08/2021	00:00	0	0	0	0	1	1	0	0	2	0	0	0	0	0	0	0	0	0	0	4	52.5	30 to 40	50.0	4	100.0
18/08/2021	01:00	0	0	0	1	0	0	0	0	0	0	0	0	0	0	0	0	0	0	0	1	30	20 to 30	100.0	*	*
18/08/2021	02:00	0	0	0	0	0	0	0	0	0	0	0	0	0	0	0	0	0	0	0	0	0	*	*	*	*
18/08/2021	03:00	0	0	0	0	1	0	0	1	0	0	0	0	0	0	0	0	0	0	0	2	50	25 to 35	50.0	2	100.0
18/08/2021	04:00	0	0	0	1	1	2	0	0	0	0	0	0	0	0	0	0	0	0	0	4	37.5	30 to 40	100.0	3	75.0
18/08/2021	05:00	0	0	1	3	7	5	6	0	0	0	0	0	0	0	0	0	0	0	0	22	42.5	35 to 45	81.8	18	81.8
18/08/2021	06:00	0	0	3	13	27	15	7	5	2	0	0	0	0	0	0	0	0	0	0	72	42.1	30 to 40	76.4	56	77.8
18/08/2021	07:00	0	2	5	39	63	34	11	11	0	0	0	0	0	0	0	0	0	0	0	165	39.6	30 to 40	82.4	119	72.1
18/08/2021	08:00	0	4	22	68	86	46	5	2	0	0	0	0	0	0	0	0	0	0	0	233	37	30 to 40	85.8	139	59.7
18/08/2021	09:00	0	7	30	117	160	92	12	1	0	0	0	0	0	0	0	0	0	0	0	419	37.3	30 to 40	88.1	265	63.2
18/08/2021	10:00	2	5	32	118	168	101	15	0	0	0	0	0	0	0	0	0	0	0	0	441	37.5	30 to 40	87.8	284	64.4
18/08/2021	11:00	2	8	40	137	182	68	18	0	0	0	0	0	0	0	0	0	0	0	0	455	36.3	30 to 40	85.1	268	58.9
18/08/2021	12:00	0	1	33	111	134	74	17	1	0	0	0	0	0	0	0	0	0	0	0	371	37.4	30 to 40	86.0	226	60.9
18/08/2021	13:00	2	3	29	114	142	68	16	0	0	0	0	0	0	0	0	0	0	0	0	374	37.1	30 to 40	86.6	226	60.4
18/08/2021	14:00	1	5	35	119	126	54	15	1	0	0	0	0	0	0	0	0	0	0	0	356	36.6	30 to 40	84.0	196	55.1
18/08/2021	15:00	0	7	32	120	118	76	20	3	0	0	0	0	0	0	0	0	0	0	0	376	37.8	30 to 40	83.5	217	57.7
18/08/2021	16:00	0	7	37	150	145	55	11	3	0	0	0	0	0	0	0	0	0	0	0	408	35.7	30 to 40	85.8	214	52.5
18/08/2021	17:00	2	4	43	123	106	58	8	2	1	0	0	0	0	0	0	0	0	0	0	347	36.5	30 to 40	82.7	175	50.4
18/08/2021	18:00	1	4	8	57	69	47	13	3	0	0	0	0	0	0	0	0	0	0	0	202	38.5	30 to 40	85.6	132	65.3
18/08/2021	19:00	0	2	10	47	40	27	10	4	0	0	0	0	0	0	0	0	0	0	0	140	38.7	30 to 40	81.4	81	57.9
18/08/2021	20:00	1	2	8	28	39	23	3	1	2	0	0	1	0	0	0	0	0	0	0	108	38	30 to 40	83.3	69	63.9
18/08/2021	21:00	0	0	7	15	32	14	7	1	0	1	0	0	0	0	0	0	0	0	0	77	38.9	30 to 40	79.2	55	71.4
18/08/2021	22:00	0	0	1	7	14	7	3	1	0	0	0	0	0	0	0	0	0	0	0	33	39.3	30 to 40	84.8	25	75.8
18/08/2021	23:00	0	0	2	3	4	6	1	0	0	0	0	0	0	0	0	0	0	0	0	16	39.2	30 to 40	81.3	11	68.8
24 Hr Summary		11	61	378	1391	1665	873	198	40	7	1	0	1	0	0	0	0	0	0	0	4626	37.4	30 to 40	84.9	2785	60.2

Incoming Histogram

A170 Outward

from Wed-Jul-21-2021-12-00-AM to Sat-Sep-11-2021-06-59-PM

A170 Linkfoot Lane Outward traffic

Date	Starting Hr:min	<15	15 to <20	20 to <25	25 to <30	30 to <35	35 to <40	40 to <45	45 to <50	50 to <55	55 to <60	60 to <65	65 to <70	70 to <75	75 to <80	80 to <85	85 to <90	90 to <95	95 to <100	100 to >105	Total Counts	85pct Speed	10MPH Pace	% in pace	# of Speeders	% Speeders
19/08/2021	00:00	0	0	0	0	2	2	3	4	0	0	0	0	0	0	0	0	0	0	0	11	47.5	40 to 50	81.8	11	100.0
19/08/2021	01:00	0	0	0	0	0	2	3	0	0	0	0	0	0	0	0	0	0	0	0	5	43.3	35 to 45	100.0	5	100.0
19/08/2021	02:00	0	0	0	1	1	0	0	1	0	0	0	0	0	0	0	0	0	0	0	3	50	25 to 35	66.7	2	66.7
19/08/2021	03:00	0	0	0	0	0	0	0	0	1	0	0	0	0	0	0	0	0	0	0	1	55	45 to 55	100.0	1	100.0
19/08/2021	04:00	0	0	0	1	1	3	0	0	0	0	0	0	0	0	0	0	0	0	0	5	38.3	30 to 40	100.0	4	80.0
19/08/2021	05:00	0	0	2	4	5	1	2	0	0	0	0	0	0	0	0	0	0	0	0	14	40	25 to 35	78.6	8	57.1
19/08/2021	06:00	0	0	5	17	20	11	6	4	2	0	0	0	0	0	0	0	0	0	0	65	41.7	30 to 40	73.8	43	66.2
19/08/2021	07:00	1	3	11	50	65	38	14	3	0	0	0	0	0	0	0	0	0	0	0	185	38.6	30 to 40	82.7	120	64.9
19/08/2021	08:00	0	6	17	90	97	40	6	2	0	1	0	0	0	0	0	0	0	0	0	259	36.2	30 to 40	87.6	146	56.4
19/08/2021	09:00	0	8	35	121	114	72	24	3	1	0	0	0	0	0	0	0	0	0	0	378	38	30 to 40	81.2	214	56.6
19/08/2021	10:00	5	6	43	149	161	76	13	1	0	0	0	0	0	0	0	0	0	0	0	454	36.4	30 to 40	85.0	251	55.3
19/08/2021	11:00	0	3	24	116	163	62	18	4	0	0	0	0	0	0	0	0	0	0	0	390	37.1	30 to 40	87.4	247	63.3
19/08/2021	12:00	1	0	31	109	134	72	15	2	0	0	0	0	0	0	0	0	0	0	0	364	37.4	30 to 40	86.5	223	61.3
19/08/2021	13:00	0	9	37	129	136	68	11	0	0	1	0	0	0	0	0	0	0	0	0	391	36.5	30 to 40	85.2	216	55.2
19/08/2021	14:00	3	3	26	106	155	64	18	0	0	0	0	0	0	0	0	0	0	0	0	375	37	30 to 40	86.7	237	63.2
19/08/2021	15:00	1	9	40	103	130	64	13	0	2	0	0	0	0	0	0	0	0	0	0	362	37	30 to 40	82.0	209	57.7
19/08/2021	16:00	1	3	52	159	163	59	12	2	0	0	0	0	0	0	0	0	0	0	0	451	35.4	30 to 40	84.5	236	52.3
19/08/2021	17:00	0	4	44	118	151	67	19	0	0	0	0	0	0	0	0	0	0	0	0	403	36.9	30 to 40	83.4	237	58.8
19/08/2021	18:00	0	1	19	79	60	51	13	2	0	0	0	0	0	0	0	0	0	0	0	225	38.1	30 to 40	84.4	126	56.0
19/08/2021	19:00	1	0	6	43	52	37	8	2	2	0	0	0	0	0	0	0	0	0	0	151	38.5	30 to 40	87.4	101	66.9
19/08/2021	20:00	0	0	5	30	29	15	11	5	0	0	0	0	0	0	0	0	0	0	0	95	40.9	30 to 40	77.9	60	63.2
19/08/2021	21:00	0	0	1	16	17	7	8	2	0	0	0	0	0	0	0	0	0	0	0	51	41.2	30 to 40	78.4	34	66.7
19/08/2021	22:00	0	0	0	10	16	7	7	2	0	0	0	0	0	0	0	0	0	0	0	42	42.1	30 to 40	78.6	32	76.2
19/08/2021	23:00	0	0	1	4	8	7	1	3	0	0	0	0	0	0	0	0	0	0	0	24	40	30 to 40	79.2	19	79.2
24 Hr Summary		13	55	399	1455	1680	825	225	42	8	2	0	0	0	0	0	0	0	0	0	4704	37.4	30 to 40	84.2	2782	59.1

Incoming Histogram

A170 Outward

from Wed-Jul-21-2021-12-00-AM to Sat-Sep-11-2021-06-59-PM

A170 Linkfoot Lane Outward traffic

Date	Starting Hr:min	<15	15 to <20	20 to <25	25 to <30	30 to <35	35 to <40	40 to <45	45 to <50	50 to <55	55 to <60	60 to <65	65 to <70	70 to <75	75 to <80	80 to <85	85 to <90	90 to <95	95 to <100	100 to >105	Total Counts	85pct Speed	10MPH Pace	% in pace	# of Speeders	% Speeders
20/08/2021	00:00	0	0	0	0	1	3	0	0	0	0	0	0	0	0	0	0	0	0	0	4	38.3	30 to 40	100.0	4	100.0
20/08/2021	01:00	0	0	2	1	1	1	0	0	0	0	0	0	0	0	0	0	0	0	0	5	35	25 to 35	80.0	2	40.0
20/08/2021	02:00	0	0	0	0	0	1	0	1	0	0	0	0	0	0	0	0	0	0	0	2	50	40 to 50	100.0	2	100.0
20/08/2021	03:00	0	0	0	0	0	0	0	1	0	0	0	0	0	0	0	0	0	0	0	1	50	40 to 50	100.0	1	100.0
20/08/2021	04:00	0	0	0	1	3	2	0	0	1	0	0	0	0	0	0	0	0	0	0	7	40	30 to 40	85.7	6	85.7
20/08/2021	05:00	1	0	1	4	4	3	1	1	1	0	0	0	0	0	0	0	0	0	0	16	45	30 to 40	68.8	10	62.5
20/08/2021	06:00	0	1	6	13	22	12	6	5	2	0	0	0	0	0	0	0	0	0	0	67	42.5	30 to 40	70.1	47	70.1
20/08/2021	07:00	1	1	10	41	64	29	10	2	1	0	0	0	0	0	0	0	0	0	0	159	38.1	30 to 40	84.3	106	66.7
20/08/2021	08:00	0	3	15	76	78	40	11	1	0	0	0	0	0	0	0	0	0	0	0	224	37.2	30 to 40	86.6	130	58.0
20/08/2021	09:00	0	3	23	96	118	78	15	1	1	0	0	0	0	0	0	0	0	0	0	335	37.9	30 to 40	87.2	213	63.6
20/08/2021	10:00	0	5	44	136	156	64	13	3	0	0	0	0	0	0	0	0	0	0	0	421	36.3	30 to 40	84.6	236	56.1
20/08/2021	11:00	2	4	42	155	177	67	12	0	1	0	0	0	0	0	0	0	0	0	0	460	35.8	30 to 40	86.7	257	55.9
20/08/2021	12:00	1	7	45	139	177	91	9	1	0	0	0	0	0	0	0	0	0	0	0	470	36.7	30 to 40	86.6	278	59.1
20/08/2021	13:00	0	2	42	170	190	75	23	2	0	0	0	0	0	0	0	0	0	0	0	504	36.6	30 to 40	86.3	290	57.5
20/08/2021	14:00	0	6	39	145	182	68	20	1	0	0	0	0	0	0	0	0	0	0	0	461	36.5	30 to 40	85.7	271	58.8
20/08/2021	15:00	1	6	59	170	209	83	19	1	1	0	0	0	0	0	0	0	0	0	0	549	36.3	30 to 40	84.2	313	57.0
20/08/2021	16:00	1	5	40	167	203	105	11	2	1	0	0	0	0	0	0	0	0	0	0	535	36.9	30 to 40	88.8	322	60.2
20/08/2021	17:00	2	0	41	123	141	82	19	0	1	0	0	0	0	0	0	0	0	0	0	409	37.5	30 to 40	84.6	243	59.4
20/08/2021	18:00	0	1	12	92	85	60	26	6	0	0	0	0	0	0	0	0	0	0	0	282	39.2	30 to 40	84.0	177	62.8
20/08/2021	19:00	0	1	13	41	59	31	15	5	0	0	0	0	0	0	0	0	0	0	0	165	39.2	30 to 40	79.4	110	66.7
20/08/2021	20:00	0	1	12	27	45	25	5	0	0	0	0	0	0	0	0	0	0	0	0	115	37.6	30 to 40	84.3	75	65.2
20/08/2021	21:00	0	1	2	24	28	14	3	1	1	0	0	0	0	0	0	0	0	0	0	74	37.9	30 to 40	89.2	47	63.5
20/08/2021	22:00	0	2	4	14	15	6	2	2	0	0	0	0	0	0	0	0	0	0	0	45	37.5	30 to 40	77.8	25	55.6
20/08/2021	23:00	0	0	0	6	12	6	2	1	0	0	0	0	0	0	0	0	0	0	0	27	39.2	30 to 40	88.9	21	77.8
24 Hr Summary		9	49	452	1641	1970	946	222	37	11	0	0	0	0	0	0	0	0	0	0	5337	37.2	30 to 40	85.4	3186	59.7

Incoming Histogram

A170 Outward

from Wed-Jul-21-2021-12-00-AM to Sat-Sep-11-2021-06-59-PM

A170 Linkfoot Lane Outward traffic

Date	Starting Hr:min	<15	15 to <20	20 to <25	25 to <30	30 to <35	35 to <40	40 to <45	45 to <50	50 to <55	55 to <60	60 to <65	65 to <70	70 to <75	75 to <80	80 to <85	85 to <90	90 to <95	95 to <100	100 to >105	Total Counts	85pct Speed	10MPH Pace	% in pace	# of Speeders	% Speeders
21/08/2021	00:00	0	0	0	0	3	1	1	1	0	0	0	0	0	0	0	0	0	0	0	6	45	35 to 45	83.3	6	100.0
21/08/2021	01:00	0	0	0	0	0	1	2	0	1	1	0	0	0	0	0	0	0	0	0	5	55	35 to 45	60.0	5	100.0
21/08/2021	02:00	0	0	0	0	0	0	1	0	0	0	0	0	0	0	0	0	0	0	0	1	45	35 to 45	100.0	1	100.0
21/08/2021	03:00	0	0	0	0	0	2	0	1	0	0	0	0	0	0	0	0	0	0	0	3	50	40 to 50	100.0	3	100.0
21/08/2021	04:00	0	0	0	0	2	2	1	0	0	0	0	0	0	0	0	0	0	0	0	5	40	35 to 45	100.0	5	100.0
21/08/2021	05:00	0	0	0	2	6	5	1	0	0	0	0	0	0	0	0	0	0	0	0	14	39	30 to 40	92.9	12	85.7
21/08/2021	06:00	1	0	0	8	7	14	5	3	0	0	0	0	0	0	0	0	0	0	0	38	42	30 to 40	76.3	29	76.3
21/08/2021	07:00	0	0	3	15	20	17	10	3	1	0	0	0	0	0	0	0	0	0	0	69	42	30 to 40	75.4	51	73.9
21/08/2021	08:00	1	1	16	49	51	36	9	3	0	0	0	0	0	0	0	0	0	0	0	166	38.2	30 to 40	81.9	99	59.6
21/08/2021	09:00	1	2	28	91	102	58	19	3	0	0	0	0	0	0	0	0	0	0	0	304	37.9	30 to 40	82.6	182	59.9
21/08/2021	10:00	0	6	29	110	107	77	12	6	0	0	0	0	0	0	0	0	0	0	0	347	37.8	30 to 40	84.7	202	58.2
21/08/2021	11:00	0	7	43	122	150	88	13	5	0	0	0	0	0	0	0	0	0	0	0	428	37.4	30 to 40	84.1	256	59.8
21/08/2021	12:00	3	4	32	132	163	82	18	3	0	0	0	0	0	0	0	0	0	0	0	437	37.3	30 to 40	86.3	266	60.9
21/08/2021	13:00	0	8	41	133	140	72	16	3	0	0	0	0	0	0	0	0	0	0	0	413	37	30 to 40	83.5	231	55.9
21/08/2021	14:00	0	4	19	123	141	77	25	6	0	0	0	0	0	0	0	0	0	0	0	395	38.2	30 to 40	86.3	249	63.0
21/08/2021	15:00	0	2	19	123	148	86	21	1	0	0	0	0	0	0	0	0	0	0	0	400	37.8	30 to 40	89.3	256	64.0
21/08/2021	16:00	0	6	24	111	128	57	16	4	0	0	0	0	0	0	0	0	0	0	0	346	37.2	30 to 40	85.5	205	59.2
21/08/2021	17:00	0	3	16	67	90	46	9	0	0	0	0	0	0	0	0	0	0	0	0	231	37.2	30 to 40	87.9	145	62.8
21/08/2021	18:00	0	0	13	56	61	47	9	5	0	0	0	0	0	0	0	0	0	0	0	191	38.4	30 to 40	85.9	122	63.9
21/08/2021	19:00	0	1	6	32	34	32	18	2	1	0	0	0	0	0	0	0	0	0	0	126	40.6	30 to 40	77.8	87	69.0
21/08/2021	20:00	0	1	3	27	36	14	5	1	0	1	0	0	0	0	0	0	0	0	0	88	37.9	30 to 40	87.5	57	64.8
21/08/2021	21:00	0	0	7	19	14	8	3	2	1	0	0	0	0	0	0	0	0	0	0	54	38.8	30 to 40	75.9	28	51.9
21/08/2021	22:00	0	1	1	14	20	6	1	0	0	0	0	0	0	0	0	0	0	0	0	43	35.8	30 to 40	93.0	27	62.8
21/08/2021	23:00	0	1	3	15	7	8	4	0	0	0	0	0	0	0	0	0	0	0	0	38	38.8	30 to 40	78.9	19	50.0
24 Hr Summary		6	47	303	1249	1430	836	219	52	4	2	0	0	0	0	0	0	0	0	0	4148	37.9	30 to 40	84.7	2543	61.3

Incoming Histogram

A170 Outward

from Wed-Jul-21-2021-12-00-AM to Sat-Sep-11-2021-06-59-PM

A170 Linkfoot Lane Outward traffic

Date	Starting Hr:min	<15	15 to <20	20 to <25	25 to <30	30 to <35	35 to <40	40 to <45	45 to <50	50 to <55	55 to <60	60 to <65	65 to <70	70 to <75	75 to <80	80 to <85	85 to <90	90 to <95	95 to <100	100 to >105	Total Counts	85pct Speed	10MPH Pace	% in pace	# of Speeders	% Speeders
22/08/2021	00:00	0	0	1	5	3	5	0	1	0	0	0	0	0	0	0	0	0	0	0	15	39	30 to 40	86.7	9	60.0
22/08/2021	01:00	0	0	0	2	2	2	0	0	0	0	0	0	0	0	0	0	0	0	0	6	37.5	30 to 40	100.0	4	66.7
22/08/2021	02:00	0	0	0	0	0	0	0	0	1	0	0	0	0	0	0	0	0	0	0	1	55	45 to 55	100.0	1	100.0
22/08/2021	03:00	0	0	0	0	2	0	1	0	0	0	0	0	0	0	0	0	0	0	0	3	45	35 to 45	100.0	3	100.0
22/08/2021	04:00	0	0	0	0	1	0	0	1	0	0	0	0	0	0	0	0	0	0	0	2	50	25 to 35	50.0	2	100.0
22/08/2021	05:00	0	0	0	1	4	0	0	0	0	0	0	0	0	0	0	0	0	0	0	5	33.8	25 to 35	100.0	4	80.0
22/08/2021	06:00	0	0	3	3	5	6	2	3	0	0	0	0	0	0	0	0	0	0	0	22	45	30 to 40	63.6	16	72.7
22/08/2021	07:00	0	2	5	11	9	12	6	0	0	0	0	0	0	0	0	0	0	0	0	45	39.6	30 to 40	71.1	27	60.0
22/08/2021	08:00	0	7	10	38	35	17	8	5	0	1	0	0	0	0	0	0	0	0	0	121	38.8	30 to 40	74.4	66	54.5
22/08/2021	09:00	2	7	20	79	90	49	22	4	0	0	0	0	0	0	0	0	0	0	0	273	38.5	30 to 40	79.9	165	60.4
22/08/2021	10:00	0	1	17	68	112	65	23	4	0	0	0	0	0	0	0	0	0	0	0	290	38.7	30 to 40	84.5	204	70.3
22/08/2021	11:00	0	4	32	121	143	93	21	3	0	0	0	0	0	0	0	0	0	0	0	417	37.9	30 to 40	85.6	260	62.4
22/08/2021	12:00	0	2	19	110	137	72	10	1	1	0	0	0	0	0	0	0	0	0	0	352	37.2	30 to 40	90.6	221	62.8
22/08/2021	13:00	1	2	35	122	130	72	12	3	1	0	0	0	0	0	0	0	0	0	0	378	37.2	30 to 40	85.7	218	57.7
22/08/2021	14:00	1	5	18	95	119	63	12	1	0	0	0	0	0	0	0	0	0	0	0	314	37.3	30 to 40	88.2	195	62.1
22/08/2021	15:00	1	4	29	125	146	63	20	2	0	0	0	0	0	0	0	0	0	0	0	390	37.1	30 to 40	85.6	231	59.2
22/08/2021	16:00	2	3	23	82	108	57	16	0	0	0	0	0	0	0	0	0	0	0	0	291	37.5	30 to 40	84.9	181	62.2
22/08/2021	17:00	0	4	8	59	84	52	24	2	0	0	0	0	0	0	0	0	0	0	0	233	39.1	30 to 40	83.7	162	69.5
22/08/2021	18:00	1	2	12	46	54	42	13	1	0	0	0	0	0	0	0	0	0	0	0	171	38.6	30 to 40	83.0	110	64.3
22/08/2021	19:00	0	0	9	39	47	33	15	3	1	0	0	0	0	0	0	0	0	0	0	147	39.5	30 to 40	81.0	99	67.3
22/08/2021	20:00	0	1	3	28	29	15	3	5	1	0	0	0	0	0	0	0	0	0	0	85	38.7	30 to 40	84.7	53	62.4
22/08/2021	21:00	0	0	1	9	17	6	3	0	0	0	0	0	0	0	0	0	0	0	0	36	38.3	30 to 40	88.9	26	72.2
22/08/2021	22:00	0	1	2	6	15	5	1	0	0	0	1	0	0	0	0	0	0	0	0	31	37	30 to 40	83.9	22	71.0
22/08/2021	23:00	0	1	1	1	3	1	1	1	0	0	0	0	0	0	0	0	0	0	0	9	45	25 to 35	55.6	6	66.7
24 Hr Summary		8	46	248	1050	1295	730	213	40	5	1	1	0	0	0	0	0	0	0	0	3637	38	30 to 40	84.5	2285	62.8



Incoming Histogram

A170 Outward

from Wed-Jul-21-2021-12-00-AM to Sat-Sep-11-2021-06-59-PM

A170 Linkfoot Lane Outward traffic

Date	Starting Hr:min	<15	15 to <20	20 to <25	25 to <30	30 to <35	35 to <40	40 to <45	45 to <50	50 to <55	55 to <60	60 to <65	65 to <70	70 to <75	75 to <80	80 to <85	85 to <90	90 to <95	95 to <100	100 to >105	Total Counts	85pct Speed	10MPH Pace	% in pace	# of Speeders	% Speeders
23/08/2021	00:00	0	0	1	1	2	2	1	0	1	0	0	0	0	0	0	0	0	0	0	8	45	30 to 40	62.5	6	75.0
23/08/2021	01:00	0	0	0	1	0	0	1	0	0	0	0	0	0	0	0	0	0	0	0	2	45	20 to 30	50.0	1	50.0
23/08/2021	02:00	0	0	0	1	1	0	0	0	0	0	0	0	0	0	0	0	0	0	0	2	35	25 to 35	100.0	1	50.0
23/08/2021	03:00	0	0	0	0	2	0	0	0	0	0	0	0	0	0	0	0	0	0	0	2	35	25 to 35	100.0	2	100.0
23/08/2021	04:00	0	0	0	1	0	1	1	0	1	0	0	0	0	0	0	0	0	0	0	4	45	30 to 40	50.0	3	75.0
23/08/2021	05:00	0	0	0	5	7	6	4	1	0	0	0	0	0	0	0	0	0	0	0	23	42.5	30 to 40	78.3	18	78.3
23/08/2021	06:00	1	0	6	16	20	17	6	1	1	1	0	0	0	0	0	0	0	0	0	69	39.7	30 to 40	76.8	46	66.7
23/08/2021	07:00	0	3	16	61	60	30	12	3	1	0	0	0	0	0	0	0	0	0	0	186	38	30 to 40	81.2	106	57.0
23/08/2021	08:00	0	2	17	87	95	32	10	2	0	0	0	0	0	0	0	0	0	0	0	245	36.1	30 to 40	87.3	139	56.7
23/08/2021	09:00	1	4	37	117	120	78	13	2	0	0	0	0	0	0	0	0	0	0	0	372	37.4	30 to 40	84.7	213	57.3
23/08/2021	10:00	1	5	45	127	150	72	10	0	0	0	0	0	0	0	0	0	0	0	0	410	36.4	30 to 40	85.1	232	56.6
23/08/2021	11:00	1	2	33	135	160	76	17	2	0	0	0	0	0	0	0	0	0	0	0	426	37	30 to 40	87.1	255	59.9
23/08/2021	12:00	1	2	33	100	162	86	23	3	0	0	0	0	0	0	0	0	0	0	0	410	37.9	30 to 40	84.9	274	66.8
23/08/2021	13:00	1	3	27	116	148	71	15	2	1	0	0	0	0	0	0	0	0	0	0	384	37.2	30 to 40	87.2	237	61.7
23/08/2021	14:00	2	1	30	105	171	70	9	1	1	0	0	0	0	0	0	0	0	0	0	390	36.6	30 to 40	88.7	252	64.6
23/08/2021	15:00	0	8	29	108	114	62	18	2	0	0	0	0	0	0	0	0	0	0	0	341	37.5	30 to 40	83.3	196	57.5
23/08/2021	16:00	2	9	45	147	150	81	16	4	0	0	0	0	0	0	0	0	0	0	0	454	37	30 to 40	83.3	251	55.3
23/08/2021	17:00	0	5	23	124	116	46	13	1	0	0	0	0	0	0	0	0	0	0	0	328	36.2	30 to 40	87.2	176	53.7
23/08/2021	18:00	0	0	8	53	63	38	13	1	0	0	0	0	0	0	0	0	0	0	0	176	38.4	30 to 40	87.5	115	65.3
23/08/2021	19:00	0	1	11	43	38	22	10	4	0	0	0	0	0	0	0	0	0	0	0	129	38.9	30 to 40	79.8	74	57.4
23/08/2021	20:00	0	1	2	30	25	23	5	3	0	0	0	0	0	0	0	0	0	0	0	89	38.9	30 to 40	87.6	56	62.9
23/08/2021	21:00	0	0	2	15	24	6	7	4	1	0	0	0	0	0	0	0	0	0	0	59	42.1	30 to 40	76.3	42	71.2
23/08/2021	22:00	0	0	0	10	7	9	2	1	0	0	0	0	0	0	0	0	0	0	0	29	39.4	30 to 40	89.7	19	65.5
23/08/2021	23:00	0	0	0	0	2	0	2	2	0	0	0	0	0	0	0	0	0	0	0	6	47.5	35 to 45	66.7	6	100.0
24 Hr Summary		10	46	365	1403	1637	828	208	39	7	1	0	0	0	0	0	0	0	0	0	4544	37.4	30 to 40	85.1	2720	59.9

Incoming Histogram

A170 Outward

from Wed-Jul-21-2021-12-00-AM to Sat-Sep-11-2021-06-59-PM

A170 Linkfoot Lane Outward traffic

Date	Starting Hr:min	<15	15 to <20	20 to <25	25 to <30	30 to <35	35 to <40	40 to <45	45 to <50	50 to <55	55 to <60	60 to <65	65 to <70	70 to <75	75 to <80	80 to <85	85 to <90	90 to <95	95 to <100	100 to >105	Total Counts	85pct Speed	10MPH Pace	% in pace	# of Speeders	% Speeders
24/08/2021	00:00	0	0	0	1	0	1	1	1	0	0	0	0	0	0	0	0	0	0	0	4	45	40 to 50	75.0	3	75.0
24/08/2021	01:00	0	0	0	0	1	1	0	0	0	0	0	0	0	0	0	0	0	0	0	2	40	30 to 40	100.0	2	100.0
24/08/2021	02:00	0	0	0	1	3	3	1	0	0	0	0	0	0	0	0	0	0	0	0	8	40	30 to 40	87.5	7	87.5
24/08/2021	03:00	0	0	0	0	0	1	0	0	0	0	0	0	0	0	0	0	0	0	0	1	40	30 to 40	100.0	1	100.0
24/08/2021	04:00	0	0	0	0	1	1	1	0	0	0	0	0	0	0	0	0	0	0	0	3	45	35 to 45	100.0	3	100.0
24/08/2021	05:00	0	0	0	4	3	2	2	1	0	0	0	0	0	0	0	0	0	0	0	12	42.5	30 to 40	75.0	8	66.7
24/08/2021	06:00	1	1	1	11	23	17	13	2	0	0	0	0	0	0	0	0	0	0	0	69	41.9	35 to 45	76.8	55	79.7
24/08/2021	07:00	0	3	14	53	65	32	11	2	0	2	0	0	0	0	0	0	0	0	0	182	38.1	30 to 40	82.4	112	61.5
24/08/2021	08:00	2	2	19	80	75	40	10	2	0	0	0	0	0	0	0	0	0	0	0	230	37.2	30 to 40	84.8	127	55.2
24/08/2021	09:00	2	6	36	116	140	61	12	2	0	0	0	0	0	0	0	0	0	0	0	375	36.6	30 to 40	84.5	215	57.3
24/08/2021	10:00	1	4	44	150	172	66	14	0	0	1	0	0	0	0	0	0	0	0	0	452	36	30 to 40	85.8	253	56.0
24/08/2021	11:00	0	6	43	125	153	73	20	3	0	0	0	0	0	0	0	0	0	0	0	423	37.3	30 to 40	83.0	249	58.9
24/08/2021	12:00	4	2	42	142	148	67	13	2	0	0	0	0	0	0	0	0	0	0	0	420	36.4	30 to 40	85.0	230	54.8
24/08/2021	13:00	1	4	41	124	111	51	19	0	0	0	0	0	0	0	0	0	0	0	0	351	36.7	30 to 40	81.5	181	51.6
24/08/2021	14:00	1	3	27	147	133	51	9	1	0	0	0	0	0	0	0	0	0	0	0	372	35.5	30 to 40	89.0	194	52.2
24/08/2021	15:00	1	2	29	150	134	45	10	2	0	0	0	0	0	0	0	0	0	0	0	373	35.1	30 to 40	88.2	191	51.2
24/08/2021	16:00	0	1	32	128	149	73	12	1	0	0	0	0	0	0	0	0	0	0	0	396	36.8	30 to 40	88.4	235	59.3
24/08/2021	17:00	0	3	32	104	128	62	10	2	0	0	0	0	0	0	0	0	0	0	0	341	36.9	30 to 40	86.2	202	59.2
24/08/2021	18:00	0	2	15	52	90	37	16	2	0	0	0	0	0	0	0	0	0	0	0	214	38.1	30 to 40	83.6	145	67.8
24/08/2021	19:00	0	1	12	44	45	25	16	3	0	0	0	0	0	0	0	0	0	0	0	146	39.4	30 to 40	78.1	89	61.0
24/08/2021	20:00	0	4	8	23	30	17	2	2	0	0	0	0	0	0	0	0	0	0	0	86	37.4	30 to 40	81.4	51	59.3
24/08/2021	21:00	0	1	7	20	23	10	4	1	0	0	0	0	0	0	0	0	0	0	0	66	37.5	30 to 40	80.3	38	57.6
24/08/2021	22:00	0	0	3	9	8	5	7	3	0	0	0	0	0	0	0	0	0	0	0	35	43.6	30 to 40	62.9	23	65.7
24/08/2021	23:00	0	0	1	4	3	6	2	3	0	0	0	0	0	0	0	0	0	0	0	19	45	30 to 40	68.4	14	73.7
24 Hr Summary		13	45	406	1488	1638	747	205	35	0	3	0	0	0	0	0	0	0	0	0	4580	37	30 to 40	84.6	2628	57.4

Incoming Histogram

A170 Outward

from Wed-Jul-21-2021-12-00-AM to Sat-Sep-11-2021-06-59-PM

A170 Linkfoot Lane Outward traffic

Date	Starting Hr:min	<15	15 to <20	20 to <25	25 to <30	30 to <35	35 to <40	40 to <45	45 to <50	50 to <55	55 to <60	60 to <65	65 to <70	70 to <75	75 to <80	80 to <85	85 to <90	90 to <95	95 to <100	100 to >105	Total Counts	85pct Speed	10MPH Pace	% in pace	# of Speeders	% Speeders
25/08/2021	00:00	0	0	0	0	1	2	3	0	0	0	0	0	0	0	0	0	0	0	0	6	43.3	35 to 45	100.0	6	100.0
25/08/2021	01:00	0	0	0	0	1	0	0	0	0	0	0	0	0	0	0	0	0	0	0	1	35	25 to 35	100.0	1	100.0
25/08/2021	02:00	0	0	0	0	1	0	0	1	0	0	0	0	0	0	0	0	0	0	0	2	50	25 to 35	50.0	2	100.0
25/08/2021	03:00	0	0	0	0	0	0	0	1	0	0	0	0	0	0	0	0	0	0	0	1	50	40 to 50	100.0	1	100.0
25/08/2021	04:00	0	0	0	2	5	2	0	1	0	0	0	0	0	0	0	0	0	0	0	10	37.5	30 to 40	90.0	8	80.0
25/08/2021	05:00	0	0	0	6	6	1	4	2	0	0	0	0	0	0	0	0	0	0	0	19	43.8	30 to 40	68.4	13	68.4
25/08/2021	06:00	0	0	1	11	19	20	7	6	0	0	1	0	0	0	0	0	0	0	0	65	42.9	30 to 40	76.9	53	81.5
25/08/2021	07:00	0	2	10	56	72	31	13	4	1	0	0	0	0	0	0	0	0	0	0	189	38.4	30 to 40	84.1	121	64.0
25/08/2021	08:00	1	2	13	69	87	48	10	2	0	0	1	0	0	0	0	0	0	0	0	233	37.7	30 to 40	87.6	148	63.5
25/08/2021	09:00	2	9	34	120	152	81	18	2	0	0	0	0	0	0	0	0	0	0	0	418	37.3	30 to 40	84.4	253	60.5
25/08/2021	10:00	1	6	37	122	160	80	13	2	1	0	0	0	0	0	0	0	0	0	0	422	37.1	30 to 40	85.8	256	60.7
25/08/2021	11:00	0	3	41	142	153	57	13	4	0	0	0	0	0	0	0	0	0	0	0	413	36.1	30 to 40	85.2	227	55.0
25/08/2021	12:00	0	4	34	126	145	59	14	1	1	0	0	0	0	0	0	0	0	0	0	384	36.4	30 to 40	85.9	220	57.3
25/08/2021	13:00	1	7	36	128	122	65	11	0	0	0	0	0	0	0	0	0	0	0	0	370	36.5	30 to 40	85.1	198	53.5
25/08/2021	14:00	2	6	26	146	132	40	6	0	0	0	0	0	0	0	0	0	0	0	0	358	34.7	30 to 40	88.8	178	49.7
25/08/2021	15:00	1	4	33	137	138	51	12	1	0	1	0	0	0	0	0	0	0	0	0	378	35.8	30 to 40	86.2	203	53.7
25/08/2021	16:00	1	1	48	134	162	68	14	3	0	0	0	0	0	0	0	0	0	0	0	431	36.5	30 to 40	84.5	247	57.3
25/08/2021	17:00	0	7	34	131	129	49	8	1	0	0	0	0	0	0	0	0	0	0	0	359	35.4	30 to 40	86.1	187	52.1
25/08/2021	18:00	0	5	21	82	99	47	10	2	1	0	0	0	0	0	0	0	0	0	0	267	37.1	30 to 40	85.4	159	59.6
25/08/2021	19:00	1	2	10	42	49	27	15	3	0	0	0	0	0	0	0	0	0	0	0	149	39.3	30 to 40	79.2	94	63.1
25/08/2021	20:00	0	2	7	38	35	26	1	1	1	0	0	0	0	0	0	0	0	0	0	111	37.3	30 to 40	89.2	64	57.7
25/08/2021	21:00	0	1	2	19	16	13	4	3	0	0	0	0	0	0	0	0	0	0	0	58	39.2	30 to 40	82.8	36	62.1
25/08/2021	22:00	0	0	1	16	5	8	5	2	0	1	0	0	0	0	0	0	0	0	0	38	42	30 to 40	76.3	21	55.3
25/08/2021	23:00	0	0	1	4	6	5	0	1	0	0	0	0	0	0	0	0	0	0	0	17	38	30 to 40	88.2	12	70.6
24 Hr Summary		10	61	389	1531	1695	780	181	43	5	2	2	0	0	0	0	0	0	0	0	4699	37	30 to 40	85.3	2708	57.6

Incoming Histogram

A170 Outward

from Wed-Jul-21-2021-12-00-AM to Sat-Sep-11-2021-06-59-PM

A170 Linkfoot Lane Outward traffic

Date	Starting Hr:min	<15	15 to <20	20 to <25	25 to <30	30 to <35	35 to <40	40 to <45	45 to <50	50 to <55	55 to <60	60 to <65	65 to <70	70 to <75	75 to <80	80 to <85	85 to <90	90 to <95	95 to <100	100 to >105	Total Counts	85pct Speed	10MPH Pace	% in pace	# of Speeders	% Speeders
26/08/2021	00:00	0	0	0	0	3	2	1	0	0	0	0	0	0	0	0	0	0	0	0	6	40	35 to 45	100.0	6	100.0
26/08/2021	01:00	0	0	0	0	0	0	0	1	0	0	0	0	0	0	0	0	0	0	0	1	50	40 to 50	100.0	1	100.0
26/08/2021	02:00	0	0	0	0	0	0	0	1	0	0	0	0	0	0	0	0	0	0	0	1	50	40 to 50	100.0	1	100.0
26/08/2021	03:00	0	0	0	0	0	0	0	0	0	0	0	0	0	0	0	0	0	0	0	0	0	*	*	*	*
26/08/2021	04:00	0	0	0	1	1	2	0	0	0	0	0	0	0	0	0	0	0	0	0	4	37.5	30 to 40	100.0	3	75.0
26/08/2021	05:00	0	0	0	5	1	4	2	1	3	0	0	0	0	0	0	0	0	0	0	16	51.7	30 to 40	62.5	11	68.8
26/08/2021	06:00	0	0	6	12	31	7	11	6	0	0	0	0	0	0	0	0	0	0	0	73	42.7	30 to 40	68.5	55	75.3
26/08/2021	07:00	1	2	6	53	63	25	19	2	0	0	0	0	0	0	0	0	0	0	0	171	39	30 to 40	82.5	109	63.7
26/08/2021	08:00	0	3	21	73	94	47	14	6	0	0	0	0	0	0	0	0	0	0	0	258	38	30 to 40	82.9	161	62.4
26/08/2021	09:00	1	6	26	134	124	77	25	5	0	0	0	0	0	0	0	0	0	0	0	398	38.1	30 to 40	84.2	231	58.0
26/08/2021	10:00	0	6	30	120	148	59	11	2	0	0	0	0	0	0	0	0	0	0	0	376	36.4	30 to 40	87.0	220	58.5
26/08/2021	11:00	2	3	41	129	132	79	12	3	1	1	0	0	0	0	0	0	0	0	0	403	37.3	30 to 40	84.4	228	56.6
26/08/2021	12:00	3	3	35	142	150	65	13	1	0	0	0	0	0	0	0	0	0	0	0	412	36.3	30 to 40	86.7	229	55.6
26/08/2021	13:00	2	3	39	108	150	64	8	0	0	0	0	0	0	0	0	0	0	0	0	374	36.2	30 to 40	86.1	222	59.4
26/08/2021	14:00	0	7	40	141	126	63	18	0	0	0	0	0	0	0	0	0	0	0	0	395	36.7	30 to 40	83.5	207	52.4
26/08/2021	15:00	0	3	26	97	138	58	13	2	1	0	0	0	0	0	0	0	0	0	0	338	37	30 to 40	86.7	212	62.7
26/08/2021	16:00	2	8	44	174	169	60	9	0	0	0	0	0	0	0	0	0	0	0	0	466	35	30 to 40	86.5	238	51.1
26/08/2021	17:00	0	2	31	124	120	67	13	1	3	0	0	0	0	0	0	0	0	0	0	361	37.2	30 to 40	86.1	204	56.5
26/08/2021	18:00	1	0	8	59	72	49	22	3	0	0	0	0	0	0	0	0	0	0	0	214	39.3	30 to 40	84.1	146	68.2
26/08/2021	19:00	0	2	12	59	52	22	7	1	0	0	0	0	0	0	0	0	0	0	0	155	36.6	30 to 40	85.8	82	52.9
26/08/2021	20:00	0	0	10	30	38	17	5	1	0	0	0	0	0	0	0	0	0	0	0	101	37.4	30 to 40	84.2	61	60.4
26/08/2021	21:00	0	0	4	17	23	19	6	1	0	0	0	0	0	0	0	0	0	0	0	70	39.2	30 to 40	84.3	49	70.0
26/08/2021	22:00	0	1	1	6	12	5	1	0	2	0	0	0	0	0	0	0	0	0	0	28	39	30 to 40	82.1	20	71.4
26/08/2021	23:00	0	0	0	1	6	2	4	2	0	0	0	0	0	0	0	0	0	0	0	15	45	35 to 45	80.0	14	93.3
24 Hr Summary		12	49	380	1485	1653	793	214	39	10	1	0	0	0	0	0	0	0	0	0	4636	37.3	30 to 40	84.8	2710	58.5

Incoming Histogram

A170 Outward

from Wed-Jul-21-2021-12-00-AM to Sat-Sep-11-2021-06-59-PM

A170 Linkfoot Lane Outward traffic

Date	Starting Hr:min	<15	15 to <20	20 to <25	25 to <30	30 to <35	35 to <40	40 to <45	45 to <50	50 to <55	55 to <60	60 to <65	65 to <70	70 to <75	75 to <80	80 to <85	85 to <90	90 to <95	95 to <100	100 to >105	Total Counts	85pct Speed	10MPH Pace	% in pace	# of Speeders	% Speeders	
27/08/2021	00:00	0	0	0	1	0	0	0	2	0	0	0	0	0	0	0	0	0	0	0	3	50	40 to 50	66.7	2	66.7	
27/08/2021	01:00	0	0	0	0	0	0	1	1	0	0	0	0	0	0	0	0	0	0	0	2	50	40 to 50	100.0	2	100.0	
27/08/2021	02:00	0	0	0	0	0	0	1	0	0	0	0	0	0	0	0	0	0	0	0	1	45	35 to 45	100.0	1	100.0	
27/08/2021	03:00	0	0	0	0	0	0	0	0	0	0	0	0	0	0	0	0	0	0	0	0	0	0	*	*	*	*
27/08/2021	04:00	0	0	1	3	1	2	0	0	0	0	0	0	0	0	0	0	0	0	0	7	37.5	30 to 40	85.7	3	42.9	
27/08/2021	05:00	0	0	0	3	4	4	5	0	1	0	0	0	0	0	0	0	0	0	0	17	43	35 to 45	76.5	14	82.4	
27/08/2021	06:00	0	1	3	17	10	16	2	2	1	0	0	0	0	0	0	0	0	0	0	52	39.1	30 to 40	82.7	31	59.6	
27/08/2021	07:00	1	2	13	46	50	23	7	4	1	0	1	0	0	0	0	0	0	0	0	148	38	30 to 40	80.4	86	58.1	
27/08/2021	08:00	0	7	20	87	74	39	11	2	0	0	0	0	0	0	0	0	0	0	0	240	37.1	30 to 40	83.3	126	52.5	
27/08/2021	09:00	0	6	36	118	122	73	22	2	0	0	0	0	0	0	0	0	0	0	0	379	37.7	30 to 40	82.6	219	57.8	
27/08/2021	10:00	1	13	51	148	128	60	15	4	0	0	0	0	0	0	0	0	0	0	0	420	36.3	30 to 40	80.0	207	49.3	
27/08/2021	11:00	1	12	68	165	149	46	4	0	0	0	0	0	0	0	0	0	0	0	0	445	34.4	25 to 35	85.8	199	44.7	
27/08/2021	12:00	0	9	46	176	150	37	4	0	0	0	0	0	0	0	0	0	0	0	0	422	34.3	25 to 35	88.2	191	45.3	
27/08/2021	13:00	0	5	52	161	163	62	8	3	0	0	0	0	0	0	0	0	0	0	0	454	35.4	30 to 40	85.0	236	52.0	
27/08/2021	14:00	2	6	34	178	181	80	21	3	0	0	0	0	0	0	0	0	0	0	0	505	36.8	30 to 40	86.9	285	56.4	
27/08/2021	15:00	0	3	58	178	191	84	14	3	0	0	0	0	0	0	0	0	0	0	0	531	36.2	30 to 40	85.3	292	55.0	
27/08/2021	16:00	0	7	51	163	206	85	13	1	0	1	0	0	0	0	0	0	0	0	0	527	36.2	30 to 40	86.1	306	58.1	
27/08/2021	17:00	0	1	32	146	160	76	27	3	0	0	0	0	0	0	0	0	0	0	0	445	37.6	30 to 40	85.8	266	59.8	
27/08/2021	18:00	0	2	13	74	85	77	19	5	0	0	0	0	0	0	0	0	0	0	0	275	38.9	30 to 40	85.8	186	67.6	
27/08/2021	19:00	0	2	12	38	49	26	11	4	2	0	0	0	0	0	0	0	0	0	0	144	39	30 to 40	78.5	92	63.9	
27/08/2021	20:00	0	0	3	28	33	18	8	4	1	0	0	0	0	0	0	0	0	0	0	95	39.7	30 to 40	83.2	64	67.4	
27/08/2021	21:00	0	0	5	13	14	10	3	1	1	0	0	0	0	0	0	0	0	0	0	47	39	30 to 40	78.7	29	61.7	
27/08/2021	22:00	0	0	2	10	9	7	4	2	2	0	0	0	0	0	0	0	0	0	0	36	43.8	30 to 40	72.2	24	66.7	
27/08/2021	23:00	0	0	1	6	11	5	2	1	1	0	0	0	0	0	0	0	0	0	0	27	40	30 to 40	81.5	20	74.1	
24 Hr Summary		5	76	501	1759	1790	830	202	47	10	1	1	0	0	0	0	0	0	0	0	5222	36.9	30 to 40	83.9	2881	55.2	

Incoming Histogram

A170 Outward

from Wed-Jul-21-2021-12-00-AM to Sat-Sep-11-2021-06-59-PM

A170 Linkfoot Lane Outward traffic

Date	Starting Hr:min	<15	15 to <20	20 to <25	25 to <30	30 to <35	35 to <40	40 to <45	45 to <50	50 to <55	55 to <60	60 to <65	65 to <70	70 to <75	75 to <80	80 to <85	85 to <90	90 to <95	95 to <100	100 to >105	Total Counts	85pct Speed	10MPH Pace	% in pace	# of Speeders	% Speeders
28/08/2021	00:00	0	0	0	0	2	3	0	1	1	0	0	0	0	0	0	0	0	0	0	7	50	30 to 40	71.4	7	100.0
28/08/2021	01:00	0	0	0	0	0	1	0	0	0	1	0	0	0	0	0	0	0	0	0	2	60	30 to 40	50.0	2	100.0
28/08/2021	02:00	0	0	0	0	0	0	0	0	0	1	0	0	0	0	0	0	0	0	0	1	60	50 to 60	100.0	1	100.0
28/08/2021	03:00	0	0	0	2	0	0	0	0	0	0	0	0	0	0	0	0	0	0	0	2	30	20 to 30	100.0	*	*
28/08/2021	04:00	0	0	0	0	2	2	0	0	1	0	0	0	0	0	0	0	0	0	0	5	40	30 to 40	80.0	5	100.0
28/08/2021	05:00	0	0	0	0	2	2	1	0	2	0	0	0	0	0	0	0	0	0	0	7	52.5	35 to 45	71.4	7	100.0
28/08/2021	06:00	0	0	1	6	7	9	3	2	0	0	0	0	0	0	0	0	0	0	0	28	41.7	30 to 40	78.6	21	75.0
28/08/2021	07:00	1	1	6	19	17	22	5	3	0	0	0	0	0	0	0	0	0	0	0	74	39.3	30 to 40	78.4	47	63.5
28/08/2021	08:00	1	0	8	46	62	32	27	4	0	1	0	0	0	0	0	0	0	0	0	181	40.9	30 to 40	77.3	126	69.6
28/08/2021	09:00	2	2	27	104	126	61	34	5	0	0	0	0	0	0	0	0	0	0	0	361	38.8	30 to 40	80.6	226	62.6
28/08/2021	10:00	1	1	37	117	150	93	22	1	1	0	0	0	0	0	0	0	0	0	0	423	37.9	30 to 40	85.1	267	63.1
28/08/2021	11:00	4	3	38	139	172	128	29	5	0	0	0	0	0	0	0	0	0	0	0	518	38.3	30 to 40	84.7	334	64.5
28/08/2021	12:00	1	6	34	133	143	112	27	2	1	0	0	0	0	0	0	0	0	0	0	459	38.3	30 to 40	84.5	285	62.1
28/08/2021	13:00	1	7	26	118	172	92	18	1	0	0	0	0	0	0	0	0	0	0	0	435	37.5	30 to 40	87.8	283	65.1
28/08/2021	14:00	1	3	40	101	160	67	22	4	0	0	0	0	0	0	0	0	0	0	0	398	37.5	30 to 40	82.4	253	63.6
28/08/2021	15:00	3	3	30	123	137	72	23	2	0	0	0	0	0	0	0	0	0	0	0	393	37.6	30 to 40	84.5	234	59.5
28/08/2021	16:00	0	3	30	113	147	68	14	1	0	0	0	0	0	0	0	0	0	0	0	376	37	30 to 40	87.2	230	61.2
28/08/2021	17:00	0	3	28	82	104	54	15	2	0	0	0	0	0	0	0	0	0	0	0	288	37.6	30 to 40	83.3	175	60.8
28/08/2021	18:00	0	1	14	64	81	38	12	1	1	0	0	0	0	0	0	0	0	0	0	212	37.6	30 to 40	86.3	133	62.7
28/08/2021	19:00	0	0	10	34	43	33	13	0	1	0	1	0	0	0	0	0	0	0	0	135	39.2	30 to 40	81.5	91	67.4
28/08/2021	20:00	0	1	3	29	31	13	3	4	2	0	0	0	0	0	0	0	0	0	0	86	38.5	30 to 40	84.9	53	61.6
28/08/2021	21:00	0	2	5	11	16	8	3	1	0	0	0	0	0	0	0	0	0	0	0	46	38.1	30 to 40	76.1	28	60.9
28/08/2021	22:00	0	0	3	12	12	12	5	1	1	0	0	0	0	0	0	0	0	0	0	46	40	30 to 40	78.3	31	67.4
28/08/2021	23:00	0	0	1	7	8	3	2	1	0	0	0	0	0	0	0	0	0	0	0	22	40	30 to 40	81.8	14	63.6
24 Hr Summary		15	36	341	1260	1594	925	278	41	11	3	1	0	0	0	0	0	0	0	0	4505	38.2	30 to 40	83.9	2853	63.3

Incoming Histogram

A170 Outward

from Wed-Jul-21-2021-12-00-AM to Sat-Sep-11-2021-06-59-PM

A170 Linkfoot Lane Outward traffic

Date	Starting Hr:min	<15	15 to <20	20 to <25	25 to <30	30 to <35	35 to <40	40 to <45	45 to <50	50 to <55	55 to <60	60 to <65	65 to <70	70 to <75	75 to <80	80 to <85	85 to <90	90 to <95	95 to <100	100 to >105	Total Counts	85pct Speed	10MPH Pace	% in pace	# of Speeders	% Speeders
29/08/2021	00:00	0	0	0	0	5	3	2	0	0	0	0	0	0	0	0	0	0	0	0	10	40	35 to 45	100.0	10	100.0
29/08/2021	01:00	0	0	0	1	3	0	1	2	0	1	0	1	0	0	0	0	0	0	0	9	60	25 to 35	44.4	8	88.9
29/08/2021	02:00	0	0	0	0	2	1	1	0	0	0	0	0	0	0	0	0	0	0	0	4	40	35 to 45	100.0	4	100.0
29/08/2021	03:00	0	0	0	0	0	2	0	0	0	0	0	0	0	0	0	0	0	0	0	2	40	30 to 40	100.0	2	100.0
29/08/2021	04:00	0	0	0	0	0	1	0	1	0	0	0	0	0	0	0	0	0	0	0	2	50	40 to 50	100.0	2	100.0
29/08/2021	05:00	0	0	0	1	0	2	0	1	0	0	0	0	0	0	0	0	0	0	0	4	40	30 to 40	75.0	3	75.0
29/08/2021	06:00	1	0	2	8	5	8	2	0	0	0	0	0	0	0	0	0	0	0	0	26	38.8	30 to 40	80.8	15	57.7
29/08/2021	07:00	0	0	4	13	21	8	6	0	0	0	0	0	0	0	0	0	0	0	0	52	38.8	30 to 40	80.8	35	67.3
29/08/2021	08:00	5	2	6	33	42	30	11	1	1	0	0	0	0	0	0	0	0	0	0	131	38.8	30 to 40	80.2	85	64.9
29/08/2021	09:00	1	3	14	75	85	58	16	5	1	0	0	0	0	0	0	0	0	0	0	258	38.5	30 to 40	84.5	165	64.0
29/08/2021	10:00	2	5	25	97	111	88	24	7	0	0	0	0	0	0	0	0	0	0	0	359	38.7	30 to 40	82.5	230	64.1
29/08/2021	11:00	4	4	46	159	133	67	9	1	0	0	0	0	0	0	0	0	0	0	0	423	36	30 to 40	84.9	210	49.6
29/08/2021	12:00	0	5	34	111	133	106	26	4	0	0	0	0	0	0	0	0	0	0	0	419	38.4	30 to 40	83.5	269	64.2
29/08/2021	13:00	2	2	25	113	139	83	28	4	2	0	0	0	0	0	0	0	0	0	0	398	38.4	30 to 40	84.2	256	64.3
29/08/2021	14:00	1	3	33	126	145	55	18	4	0	0	0	0	0	0	0	0	0	0	0	385	36.7	30 to 40	84.7	222	57.7
29/08/2021	15:00	0	1	36	102	140	48	16	1	0	0	0	0	0	0	0	0	0	0	0	344	36.4	30 to 40	84.3	205	59.6
29/08/2021	16:00	0	8	30	113	98	52	13	1	0	0	0	0	0	0	0	0	0	0	0	315	36.8	30 to 40	83.5	164	52.1
29/08/2021	17:00	3	3	20	74	90	47	14	3	0	0	0	0	0	0	0	0	0	0	0	254	37.8	30 to 40	83.1	154	60.6
29/08/2021	18:00	0	2	20	49	45	34	9	2	0	1	0	0	0	0	0	0	0	0	0	162	38.2	30 to 40	79.0	91	56.2
29/08/2021	19:00	0	1	14	35	39	23	7	3	1	0	0	0	0	0	0	0	0	0	0	123	38.5	30 to 40	78.9	73	59.3
29/08/2021	20:00	0	1	5	22	24	18	5	2	0	0	0	0	0	0	0	0	0	0	0	77	38.6	30 to 40	83.1	49	63.6
29/08/2021	21:00	0	0	4	10	13	9	9	5	1	0	0	0	0	0	0	0	0	0	0	51	43.9	30 to 40	62.7	37	72.5
29/08/2021	22:00	0	0	3	8	12	3	4	0	0	0	0	0	0	0	0	0	0	0	0	30	40	25 to 35	76.7	19	63.3
29/08/2021	23:00	0	0	0	2	3	0	5	0	0	0	0	0	0	0	0	0	0	0	0	10	43	35 to 45	80.0	8	80.0
24 Hr Summary		19	40	321	1152	1288	746	226	47	6	2	0	1	0	0	0	0	0	0	0	3848	38	30 to 40	82.8	2316	60.2

Incoming Histogram

A170 Outward

from Wed-Jul-21-2021-12-00-AM to Sat-Sep-11-2021-06-59-PM

A170 Linkfoot Lane Outward traffic

Date	Starting Hr:min	<15	15 to <20	20 to <25	25 to <30	30 to <35	35 to <40	40 to <45	45 to <50	50 to <55	55 to <60	60 to <65	65 to <70	70 to <75	75 to <80	80 to <85	85 to <90	90 to <95	95 to <100	100 to >105	Total Counts	85pct Speed	10MPH Pace	% in pace	# of Speeders	% Speeders
30/08/2021	00:00	0	0	0	0	2	2	2	0	0	0	0	0	0	0	0	0	0	0	0	6	42.5	35 to 45	100.0	6	100.0
30/08/2021	01:00	0	0	0	0	3	0	2	4	0	0	0	0	0	0	0	0	0	0	0	9	48.8	40 to 50	66.7	9	100.0
30/08/2021	02:00	0	0	0	0	0	0	2	0	0	0	0	0	0	0	0	0	0	0	0	2	45	35 to 45	100.0	2	100.0
30/08/2021	03:00	0	0	0	1	2	0	1	0	0	0	0	0	0	0	0	0	0	0	0	4	35	25 to 35	75.0	3	75.0
30/08/2021	04:00	0	0	0	1	2	0	0	0	0	0	0	0	0	0	0	0	0	0	0	3	35	25 to 35	100.0	2	66.7
30/08/2021	05:00	0	1	0	2	3	3	2	1	1	0	0	0	0	0	0	0	0	0	0	13	45	30 to 40	61.5	10	76.9
30/08/2021	06:00	1	0	2	4	6	4	3	1	0	0	0	0	0	0	0	0	0	0	0	21	41.7	30 to 40	66.7	14	66.7
30/08/2021	07:00	1	0	2	21	21	19	4	1	1	0	0	0	0	0	0	0	0	0	0	70	38.9	30 to 40	87.1	46	65.7
30/08/2021	08:00	0	1	9	48	55	24	4	1	0	0	0	0	0	0	0	0	0	0	0	142	36.7	30 to 40	89.4	84	59.2
30/08/2021	09:00	2	7	25	80	102	65	21	5	0	1	0	0	0	0	0	0	0	0	0	308	38.5	30 to 40	80.2	194	63.0
30/08/2021	10:00	0	1	26	98	114	79	16	1	0	0	0	0	0	0	0	0	0	0	0	335	37.9	30 to 40	86.9	210	62.7
30/08/2021	11:00	4	8	25	113	147	78	16	5	0	0	0	0	0	0	0	0	0	0	0	396	37.6	30 to 40	85.4	246	62.1
30/08/2021	12:00	1	2	23	111	142	92	26	3	0	0	0	0	0	0	0	0	0	0	0	400	38.3	30 to 40	86.3	263	65.8
30/08/2021	13:00	0	2	27	113	161	63	16	2	0	0	0	0	0	0	0	0	0	0	0	384	36.8	30 to 40	87.8	242	63.0
30/08/2021	14:00	1	2	28	99	125	75	17	5	0	0	0	0	0	0	0	0	0	0	0	352	37.9	30 to 40	84.9	222	63.1
30/08/2021	15:00	2	6	30	111	135	54	15	5	0	0	0	0	0	0	0	0	0	0	0	358	36.9	30 to 40	83.8	209	58.4
30/08/2021	16:00	1	5	21	95	119	61	17	3	0	0	0	0	0	0	0	0	0	0	0	322	37.7	30 to 40	85.4	200	62.1
30/08/2021	17:00	0	0	14	62	104	48	18	1	1	0	0	0	0	0	0	0	0	0	0	248	38.2	30 to 40	86.3	172	69.4
30/08/2021	18:00	0	0	2	41	58	38	9	4	0	0	0	0	0	0	0	0	0	0	0	152	38.7	30 to 40	90.1	109	71.7
30/08/2021	19:00	0	0	7	24	33	17	8	2	0	0	0	0	0	0	0	0	0	0	0	91	38.8	30 to 40	81.3	60	65.9
30/08/2021	20:00	0	1	2	21	26	15	8	1	0	0	0	0	0	0	0	0	0	0	0	74	39.3	30 to 40	83.8	50	67.6
30/08/2021	21:00	0	1	0	6	8	4	5	0	0	0	0	0	0	0	0	0	0	0	0	24	41	30 to 40	75.0	17	70.8
30/08/2021	22:00	0	0	0	5	10	2	0	0	0	0	0	0	0	0	0	0	0	0	0	17	34.5	30 to 40	100.0	12	70.6
30/08/2021	23:00	0	0	2	0	3	2	0	0	0	0	0	0	0	0	0	0	0	0	0	7	37.5	25 to 35	71.4	5	71.4
24 Hr Summary		13	37	245	1056	1381	745	212	45	3	1	0	0	0	0	0	0	0	0	0	3738	38	30 to 40	85.1	2387	63.9



Incoming Histogram

A170 Outward

from Wed-Jul-21-2021-12-00-AM to Sat-Sep-11-2021-06-59-PM

A170 Linkfoot Lane Outward traffic

Date	Starting Hr:min	<15	15 to <20	20 to <25	25 to <30	30 to <35	35 to <40	40 to <45	45 to <50	50 to <55	55 to <60	60 to <65	65 to <70	70 to <75	75 to <80	80 to <85	85 to <90	90 to <95	95 to <100	100 to >105	Total Counts	85pct Speed	10MPH Pace	% in pace	# of Speeders	% Speeders
31/08/2021	00:00	0	0	0	0	0	0	0	0	0	0	0	0	0	0	0	0	0	0	0	0	0	*	*	*	*
31/08/2021	01:00	0	0	0	0	1	1	0	0	0	0	0	0	0	0	0	0	0	0	0	2	40	30 to 40	100.0	2	100.0
31/08/2021	02:00	0	0	0	0	0	0	0	0	0	0	0	0	0	0	0	0	0	0	0	0	0	*	*	*	*
31/08/2021	03:00	0	0	0	0	0	0	0	0	0	0	0	0	0	0	0	0	0	0	0	0	0	*	*	*	*
31/08/2021	04:00	0	0	0	2	1	1	0	1	0	0	0	0	0	0	0	0	0	0	0	5	40	30 to 40	80.0	3	60.0
31/08/2021	05:00	0	0	0	2	3	3	0	2	0	0	0	0	0	0	0	0	0	0	0	10	40	30 to 40	80.0	8	80.0
31/08/2021	06:00	0	1	2	24	29	15	9	1	0	0	0	0	0	0	0	0	0	0	0	81	39.3	30 to 40	84.0	54	66.7
31/08/2021	07:00	0	0	13	65	57	29	13	2	0	0	0	0	0	0	0	0	0	0	0	179	37.9	30 to 40	84.4	101	56.4
31/08/2021	08:00	0	3	13	71	68	36	9	3	1	0	0	0	0	0	0	0	0	0	0	204	37.5	30 to 40	85.8	117	57.4
31/08/2021	09:00	0	6	30	107	125	54	13	2	1	0	0	0	0	0	0	0	0	0	0	338	36.8	30 to 40	84.6	195	57.7
31/08/2021	10:00	0	4	28	144	123	63	8	1	0	0	0	0	0	0	0	0	0	0	0	371	36.3	30 to 40	88.9	195	52.6
31/08/2021	11:00	0	4	35	123	144	68	13	1	0	0	0	0	0	0	0	0	0	0	0	388	36.8	30 to 40	86.3	226	58.2
31/08/2021	12:00	1	4	27	94	127	69	10	1	0	0	0	0	0	0	0	0	0	0	0	333	37.2	30 to 40	87.1	207	62.2
31/08/2021	13:00	0	3	30	96	120	52	7	2	0	0	0	0	0	0	0	0	0	0	0	310	36.4	30 to 40	86.5	181	58.4
31/08/2021	14:00	0	1	29	121	125	48	16	1	0	0	0	0	0	0	0	0	0	0	0	341	36.5	30 to 40	86.2	190	55.7
31/08/2021	15:00	0	10	31	117	130	64	11	0	0	0	0	0	0	0	0	0	0	0	0	363	36.6	30 to 40	85.7	205	56.5
31/08/2021	16:00	1	9	51	130	149	41	11	0	0	0	0	0	0	0	0	0	0	0	0	392	34.8	25 to 35	84.2	201	51.3
31/08/2021	17:00	0	4	22	121	118	43	6	0	0	0	0	0	0	0	0	0	0	0	0	314	35.2	30 to 40	89.8	167	53.2
31/08/2021	18:00	0	3	14	52	46	38	19	2	1	0	0	0	0	0	0	0	0	0	0	175	39.5	30 to 40	77.7	106	60.6
31/08/2021	19:00	0	2	11	39	50	15	6	2	2	0	0	0	0	0	0	0	0	0	0	127	37	30 to 40	81.9	75	59.1
31/08/2021	20:00	0	2	5	22	29	21	5	1	0	0	0	0	0	0	0	0	0	0	0	85	38.3	30 to 40	84.7	56	65.9
31/08/2021	21:00	0	0	3	16	12	11	3	0	0	0	0	0	0	0	0	0	0	0	0	45	38.2	30 to 40	86.7	26	57.8
31/08/2021	22:00	0	0	2	11	10	7	4	1	1	0	0	0	0	0	0	0	0	0	0	36	41.2	30 to 40	77.8	23	63.9
31/08/2021	23:00	0	0	0	3	6	5	2	0	0	0	0	0	0	0	0	0	0	0	0	16	40	30 to 40	87.5	13	81.3
24 Hr Summary		2	56	346	1360	1473	684	165	23	6	0	0	0	0	0	0	0	0	0	0	4115	36.9	30 to 40	85.5	2351	57.1

Incoming Histogram

A170 Outward

from Wed-Jul-21-2021-12-00-AM to Sat-Sep-11-2021-06-59-PM

A170 Linkfoot Lane Outward traffic

Date	Starting Hr:min	<15	15 to <20	20 to <25	25 to <30	30 to <35	35 to <40	40 to <45	45 to <50	50 to <55	55 to <60	60 to <65	65 to <70	70 to <75	75 to <80	80 to <85	85 to <90	90 to <95	95 to <100	100 to >105	Total Counts	85pct Speed	10MPH Pace	% in pace	# of Speeders	% Speeders
01/09/2021	00:00	0	0	0	3	1	2	0	1	0	0	0	0	0	0	0	0	0	0	0	7	40	30 to 40	85.7	4	57.1
01/09/2021	01:00	0	0	0	0	0	0	1	0	0	0	0	0	0	0	0	0	0	0	0	1	45	35 to 45	100.0	1	100.0
01/09/2021	02:00	0	0	0	0	0	1	0	0	0	0	0	0	0	0	0	0	0	0	0	1	40	30 to 40	100.0	1	100.0
01/09/2021	03:00	0	0	0	2	1	1	0	1	0	0	0	0	0	0	0	0	0	0	0	5	40	30 to 40	80.0	3	60.0
01/09/2021	04:00	0	0	0	4	1	1	0	0	0	0	0	0	0	0	0	0	0	0	0	6	35	30 to 40	100.0	2	33.3
01/09/2021	05:00	0	0	1	4	7	6	3	3	0	0	0	0	0	0	0	0	0	0	0	24	43.3	30 to 40	70.8	19	79.2
01/09/2021	06:00	0	0	3	15	22	15	7	5	1	0	0	0	0	0	0	0	0	0	0	68	42.1	30 to 40	76.5	50	73.5
01/09/2021	07:00	0	0	16	46	58	32	8	1	0	0	0	0	0	0	0	0	0	0	0	161	37.7	30 to 40	84.5	99	61.5
01/09/2021	08:00	0	2	16	80	63	35	7	0	0	0	0	0	0	0	0	0	0	0	0	203	36.7	30 to 40	87.7	105	51.7
01/09/2021	09:00	0	1	17	98	95	53	13	6	0	0	0	0	0	0	0	0	0	0	0	283	37.8	30 to 40	86.9	167	59.0
01/09/2021	10:00	1	5	15	85	96	49	19	2	0	0	0	0	0	0	0	0	0	0	0	272	38	30 to 40	84.6	166	61.0
01/09/2021	11:00	0	2	44	138	119	62	14	0	1	0	0	0	0	0	0	0	0	0	0	380	36.6	30 to 40	83.9	196	51.6
01/09/2021	12:00	0	2	28	106	123	47	12	1	0	0	0	0	0	0	0	0	0	0	0	319	36.3	30 to 40	86.5	183	57.4
01/09/2021	13:00	0	8	36	136	130	44	8	2	0	0	0	0	0	0	0	0	0	0	0	364	35	30 to 40	85.2	184	50.5
01/09/2021	14:00	2	5	23	123	120	53	7	3	0	0	0	0	0	0	0	0	0	0	0	336	36.2	30 to 40	88.1	183	54.5
01/09/2021	15:00	1	3	22	130	134	56	11	3	0	0	0	0	0	0	0	0	0	0	0	360	36.4	30 to 40	88.9	204	56.7
01/09/2021	16:00	0	4	34	155	162	56	10	3	0	0	0	0	0	0	0	0	0	0	0	424	35.4	30 to 40	88.0	231	54.5
01/09/2021	17:00	0	1	34	113	125	56	18	2	1	1	0	0	0	0	0	0	0	0	0	351	37.2	30 to 40	83.8	203	57.8
01/09/2021	18:00	0	0	16	57	66	32	10	1	1	0	0	0	0	0	0	0	0	0	0	183	37.7	30 to 40	84.7	110	60.1
01/09/2021	19:00	0	1	10	47	48	25	7	3	0	0	0	0	0	0	0	0	0	0	0	141	37.8	30 to 40	85.1	83	58.9
01/09/2021	20:00	0	2	6	35	29	10	4	1	0	0	0	0	0	0	0	0	0	0	0	87	36	30 to 40	85.1	44	50.6
01/09/2021	21:00	0	0	5	29	23	8	4	0	0	0	0	0	0	0	0	0	0	0	0	69	36.2	30 to 40	87.0	35	50.7
01/09/2021	22:00	0	0	1	11	12	7	0	2	1	0	0	0	0	0	0	0	0	0	0	34	38.6	30 to 40	88.2	22	64.7
01/09/2021	23:00	0	0	0	2	6	2	3	1	0	0	0	0	0	0	0	0	0	0	0	14	43.3	35 to 45	78.6	12	85.7
24 Hr Summary		4	36	327	1419	1441	653	166	41	5	1	0	0	0	0	0	0	0	0	0	4093	36.9	30 to 40	85.8	2307	56.4

Incoming Histogram

A170 Outward

from Wed-Jul-21-2021-12-00-AM to Sat-Sep-11-2021-06-59-PM

A170 Linkfoot Lane Outward traffic

Date	Starting Hr:min	<15	15 to <20	20 to <25	25 to <30	30 to <35	35 to <40	40 to <45	45 to <50	50 to <55	55 to <60	60 to <65	65 to <70	70 to <75	75 to <80	80 to <85	85 to <90	90 to <95	95 to <100	100 to >105	Total Counts	85pct Speed	10MPH Pace	% in pace	# of Speeders	% Speeders
02/09/2021	00:00	0	0	0	4	1	0	1	0	0	0	0	0	0	0	0	0	0	0	0	6	35	25 to 35	83.3	2	33.3
02/09/2021	01:00	0	0	0	0	0	0	0	0	0	0	0	0	0	0	0	0	0	0	0	0	0	*	*	*	*
02/09/2021	02:00	0	0	0	2	0	2	0	0	0	0	0	0	0	0	0	0	0	0	0	4	37.5	30 to 40	100.0	2	50.0
02/09/2021	03:00	0	0	0	0	0	0	0	0	0	0	0	0	0	0	0	0	0	0	0	0	0	*	*	*	*
02/09/2021	04:00	0	0	0	1	1	1	0	0	0	0	0	0	0	0	0	0	0	0	0	3	40	30 to 40	100.0	2	66.7
02/09/2021	05:00	0	0	1	3	7	3	3	1	1	0	0	0	0	0	0	0	0	0	0	19	43.3	30 to 40	68.4	15	78.9
02/09/2021	06:00	1	0	2	19	25	16	6	7	1	0	0	0	0	0	0	0	0	0	0	77	41.7	30 to 40	77.9	55	71.4
02/09/2021	07:00	0	5	13	57	60	35	7	2	1	0	0	0	0	0	0	0	0	0	0	180	37.6	30 to 40	84.4	105	58.3
02/09/2021	08:00	1	1	24	87	76	41	11	1	0	1	0	0	0	0	0	0	0	0	0	243	37.2	30 to 40	84.0	130	53.5
02/09/2021	09:00	1	2	25	123	113	54	17	3	0	0	0	0	0	0	0	0	0	0	0	338	37.1	30 to 40	85.8	187	55.3
02/09/2021	10:00	1	8	30	119	142	75	15	0	1	0	0	0	0	0	0	0	0	0	0	391	37.1	30 to 40	85.9	233	59.6
02/09/2021	11:00	0	1	34	126	145	54	11	0	0	0	0	0	0	0	0	0	0	0	0	371	35.8	30 to 40	87.6	210	56.6
02/09/2021	12:00	1	5	34	120	123	60	9	0	0	0	0	0	0	0	0	0	0	0	0	352	36.3	30 to 40	86.1	192	54.5
02/09/2021	13:00	0	2	23	97	116	65	10	0	0	0	0	0	0	0	0	0	0	0	0	313	37.2	30 to 40	88.8	191	61.0
02/09/2021	14:00	0	5	27	107	122	50	14	1	0	0	0	0	0	0	0	0	0	0	0	326	36.6	30 to 40	85.6	187	57.4
02/09/2021	15:00	1	4	33	130	112	58	11	2	0	0	0	0	0	0	0	0	0	0	0	351	36.6	30 to 40	85.5	183	52.1
02/09/2021	16:00	2	4	42	140	155	64	11	0	0	0	0	0	0	0	0	0	0	0	0	418	35.9	30 to 40	85.9	230	55.0
02/09/2021	17:00	0	8	30	126	136	53	11	2	0	0	0	0	0	0	0	0	0	0	0	366	36	30 to 40	86.1	202	55.2
02/09/2021	18:00	0	1	12	57	65	30	25	2	2	0	1	0	0	0	0	0	0	0	0	195	40.2	30 to 40	77.9	125	64.1
02/09/2021	19:00	0	4	11	40	52	22	7	2	0	0	0	0	0	0	0	0	0	0	0	138	37.3	30 to 40	82.6	83	60.1
02/09/2021	20:00	0	3	9	34	35	14	1	1	0	0	0	0	0	0	0	0	0	0	0	97	35.4	30 to 40	85.6	51	52.6
02/09/2021	21:00	0	1	6	19	24	10	3	1	1	0	0	0	0	0	0	0	0	0	0	65	37.5	30 to 40	81.5	39	60.0
02/09/2021	22:00	0	1	2	9	10	6	6	1	0	0	0	0	0	0	0	0	0	0	0	35	41.7	30 to 40	71.4	23	65.7
02/09/2021	23:00	0	0	0	2	1	3	2	0	2	0	0	0	0	0	0	0	0	0	0	10	45	30 to 40	60.0	8	80.0
24 Hr Summary		8	55	358	1422	1521	716	181	26	9	1	1	0	0	0	0	0	0	0	0	4298	37	30 to 40	85.1	2455	57.1

Incoming Histogram

A170 Outward

from Wed-Jul-21-2021-12-00-AM to Sat-Sep-11-2021-06-59-PM

A170 Linkfoot Lane Outward traffic

Date	Starting Hr:min	<15	15 to <20	20 to <25	25 to <30	30 to <35	35 to <40	40 to <45	45 to <50	50 to <55	55 to <60	60 to <65	65 to <70	70 to <75	75 to <80	80 to <85	85 to <90	90 to <95	95 to <100	100 to >105	Total Counts	85pct Speed	10MPH Pace	% in pace	# of Speeders	% Speeders
03/09/2021	00:00	0	0	0	0	0	0	0	0	0	0	0	0	0	0	0	0	0	0	0	0	0	*	*	*	*
03/09/2021	01:00	0	0	0	0	0	0	1	0	0	0	0	0	0	0	0	0	0	0	0	1	45	35 to 45	100.0	1	100.0
03/09/2021	02:00	0	0	0	0	1	1	0	0	0	0	0	0	0	0	0	0	0	0	0	2	40	30 to 40	100.0	2	100.0
03/09/2021	03:00	0	0	0	1	1	0	0	1	0	0	0	0	0	0	0	0	0	0	0	3	50	25 to 35	66.7	2	66.7
03/09/2021	04:00	0	1	0	2	5	1	1	0	0	0	0	0	0	0	0	0	0	0	0	10	35	30 to 40	80.0	7	70.0
03/09/2021	05:00	0	0	1	3	10	2	4	2	1	0	0	0	0	0	0	0	0	0	0	23	45	35 to 45	69.6	19	82.6
03/09/2021	06:00	0	0	2	16	25	17	12	3	1	1	0	0	0	0	0	0	0	0	0	77	42.1	30 to 40	75.3	59	76.6
03/09/2021	07:00	0	0	8	51	57	28	10	1	1	0	0	0	0	0	0	0	0	0	0	156	38	30 to 40	87.2	97	62.2
03/09/2021	08:00	2	4	14	59	77	35	13	0	1	0	0	0	0	0	0	0	0	0	0	205	37.6	30 to 40	83.4	126	61.5
03/09/2021	09:00	1	5	42	101	98	49	11	0	1	0	0	0	0	0	0	0	0	0	0	308	36.5	30 to 40	80.5	159	51.6
03/09/2021	10:00	0	1	33	121	142	75	9	2	0	0	0	0	0	0	0	0	0	0	0	383	36.9	30 to 40	88.3	228	59.5
03/09/2021	11:00	0	11	48	162	153	58	10	3	0	0	0	0	0	0	0	0	0	0	0	445	35.3	30 to 40	83.8	224	50.3
03/09/2021	12:00	1	3	35	145	162	60	15	0	0	0	0	0	0	0	0	0	0	0	0	421	36	30 to 40	87.2	237	56.3
03/09/2021	13:00	1	7	53	135	141	75	18	5	0	0	0	0	0	0	0	0	0	0	0	435	37.2	30 to 40	80.7	239	54.9
03/09/2021	14:00	0	2	46	164	182	57	17	0	0	0	0	0	0	0	0	0	0	0	0	468	35.4	30 to 40	86.1	256	54.7
03/09/2021	15:00	0	5	54	173	173	66	12	2	0	0	0	0	0	0	0	0	0	0	0	485	35.5	30 to 40	84.9	253	52.2
03/09/2021	16:00	0	4	46	169	176	82	18	2	0	0	0	0	0	0	0	0	0	0	0	497	36.6	30 to 40	85.9	278	55.9
03/09/2021	17:00	0	6	29	124	133	76	18	1	1	1	0	0	0	0	0	0	0	0	0	389	37.6	30 to 40	85.6	230	59.1
03/09/2021	18:00	0	3	22	67	83	62	14	8	3	1	0	0	0	0	0	0	0	0	0	263	39	30 to 40	80.6	171	65.0
03/09/2021	19:00	2	6	13	40	52	33	8	3	1	0	0	0	0	0	0	0	0	0	0	158	38.2	30 to 40	79.1	97	61.4
03/09/2021	20:00	0	2	6	27	28	18	4	0	0	0	0	0	0	0	0	0	0	0	0	85	37.5	30 to 40	85.9	50	58.8
03/09/2021	21:00	0	1	4	3	11	10	6	1	1	0	0	0	0	0	0	0	0	0	0	37	41.7	35 to 45	73.0	29	78.4
03/09/2021	22:00	0	0	1	17	10	6	5	2	0	0	0	0	0	0	0	0	0	0	0	41	41	30 to 40	80.5	23	56.1
03/09/2021	23:00	0	0	0	0	5	8	4	0	0	0	0	0	0	0	0	0	0	0	0	17	41.2	35 to 45	100.0	17	100.0
24 Hr Summary		7	61	457	1580	1725	819	210	36	11	3	0	0	0	0	0	0	0	0	0	4909	37.1	30 to 40	84.0	2804	57.1

Incoming Histogram

A170 Outward

from Wed-Jul-21-2021-12-00-AM to Sat-Sep-11-2021-06-59-PM

A170 Linkfoot Lane Outward traffic

Date	Starting Hr:min	<15	15 to <20	20 to <25	25 to <30	30 to <35	35 to <40	40 to <45	45 to <50	50 to <55	55 to <60	60 to <65	65 to <70	70 to <75	75 to <80	80 to <85	85 to <90	90 to <95	95 to <100	100 to >105	Total Counts	85pct Speed	10MPH Pace	% in pace	# of Speeders	% Speeders
04/09/2021	00:00	0	0	2	1	3	2	0	1	0	0	0	0	0	0	0	0	0	0	0	9	40	25 to 35	66.7	6	66.7
04/09/2021	01:00	0	0	0	1	0	1	1	1	1	0	0	0	0	0	0	0	0	0	0	5	50	40 to 50	60.0	4	80.0
04/09/2021	02:00	0	0	0	0	2	0	0	1	0	0	0	0	0	0	0	0	0	0	0	3	50	25 to 35	66.7	3	100.0
04/09/2021	03:00	0	0	0	1	1	1	0	0	0	0	0	0	0	0	0	0	0	0	0	3	40	30 to 40	100.0	2	66.7
04/09/2021	04:00	0	0	0	1	2	3	2	0	0	0	0	0	0	0	0	0	0	0	0	8	42.5	35 to 45	87.5	7	87.5
04/09/2021	05:00	0	1	1	2	0	3	2	2	1	0	0	0	0	0	0	0	0	0	0	12	47.5	40 to 50	58.3	8	66.7
04/09/2021	06:00	1	0	0	6	7	8	2	1	0	0	0	0	0	0	0	0	0	0	0	25	39.4	30 to 40	84.0	18	72.0
04/09/2021	07:00	1	0	4	28	19	17	7	4	0	0	0	0	0	0	0	0	0	0	0	80	39.7	30 to 40	80.0	47	58.8
04/09/2021	08:00	0	0	10	56	44	31	10	2	1	0	0	0	0	0	0	0	0	0	0	154	38.4	30 to 40	85.1	88	57.1
04/09/2021	09:00	1	7	37	106	95	54	16	2	0	0	0	0	0	0	0	0	0	0	0	318	37.2	30 to 40	80.2	167	52.5
04/09/2021	10:00	1	6	34	110	141	72	15	1	0	0	0	0	0	0	0	0	0	0	0	380	37.2	30 to 40	85.0	229	60.3
04/09/2021	11:00	2	11	52	127	158	63	8	4	0	0	0	0	0	0	0	0	0	0	0	425	35.9	30 to 40	81.9	233	54.8
04/09/2021	12:00	1	8	30	114	164	68	11	2	1	0	0	0	0	0	0	0	0	0	0	399	36.6	30 to 40	86.7	246	61.7
04/09/2021	13:00	3	11	33	122	125	65	10	1	0	0	0	0	0	0	0	0	0	0	0	370	36.5	30 to 40	84.3	201	54.3
04/09/2021	14:00	0	2	34	114	139	52	15	2	0	0	0	0	0	0	0	0	0	0	0	358	36.4	30 to 40	85.2	208	58.1
04/09/2021	15:00	2	4	36	132	161	80	5	1	0	0	0	0	0	0	0	0	0	0	0	421	36.4	30 to 40	88.6	247	58.7
04/09/2021	16:00	2	5	39	138	140	57	7	1	0	0	0	0	0	0	0	0	0	0	0	389	35.6	30 to 40	86.1	205	52.7
04/09/2021	17:00	0	6	28	84	91	59	12	4	0	0	0	0	0	0	0	0	0	0	0	284	37.7	30 to 40	82.4	166	58.5
04/09/2021	18:00	0	2	16	52	61	44	13	1	1	0	0	0	0	0	0	0	0	0	0	190	38.5	30 to 40	82.6	120	63.2
04/09/2021	19:00	0	0	11	43	35	22	5	2	0	0	0	0	0	0	0	0	0	0	0	118	37.5	30 to 40	84.7	64	54.2
04/09/2021	20:00	0	2	3	21	26	14	3	3	0	0	0	0	0	0	0	0	0	0	0	72	38.2	30 to 40	84.7	46	63.9
04/09/2021	21:00	0	0	2	19	11	11	2	1	0	0	0	0	0	0	0	0	0	0	0	46	38.2	30 to 40	89.1	25	54.3
04/09/2021	22:00	0	0	0	9	14	10	2	0	1	0	0	0	0	0	0	0	0	0	0	36	39	30 to 40	91.7	27	75.0
04/09/2021	23:00	0	0	2	7	8	5	1	1	2	0	0	0	0	0	0	0	0	0	0	26	40	30 to 40	76.9	17	65.4
24 Hr Summary		14	65	374	1294	1447	742	149	38	8	0	0	0	0	0	0	0	0	0	0	4131	37.1	30 to 40	84.3	2384	57.7

Incoming Histogram

A170 Outward

from Wed-Jul-21-2021-12-00-AM to Sat-Sep-11-2021-06-59-PM

A170 Linkfoot Lane Outward traffic

Date	Starting Hr:min	<15	15 to <20	20 to <25	25 to <30	30 to <35	35 to <40	40 to <45	45 to <50	50 to <55	55 to <60	60 to <65	65 to <70	70 to <75	75 to <80	80 to <85	85 to <90	90 to <95	95 to <100	100 to >105	Total Counts	85pct Speed	10MPH Pace	% in pace	# of Speeders	% Speeders
05/09/2021	00:00	0	0	0	4	2	5	1	1	0	0	0	0	0	0	0	0	0	0	0	13	40	30 to 40	84.6	9	69.2
05/09/2021	01:00	0	0	0	1	0	0	0	0	1	0	0	0	0	0	0	0	0	0	0	2	55	20 to 30	50.0	1	50.0
05/09/2021	02:00	0	0	0	1	1	1	1	0	0	0	0	0	0	0	0	0	0	0	0	4	40	30 to 40	75.0	3	75.0
05/09/2021	03:00	0	0	0	0	0	0	0	0	0	0	0	0	0	0	0	0	0	0	0	0	0	*	*	*	*
05/09/2021	04:00	0	0	0	0	0	1	0	1	0	0	0	0	0	0	0	0	0	0	0	2	50	40 to 50	100.0	2	100.0
05/09/2021	05:00	0	0	0	1	4	2	0	0	1	0	0	0	0	0	0	0	0	0	0	8	40	30 to 40	87.5	7	87.5
05/09/2021	06:00	0	0	1	4	9	4	5	0	0	0	0	0	0	0	0	0	0	0	0	23	42	35 to 45	78.3	18	78.3
05/09/2021	07:00	0	0	2	11	22	10	7	0	2	1	0	0	0	0	0	0	0	0	0	55	41.4	30 to 40	78.2	42	76.4
05/09/2021	08:00	2	0	14	38	48	27	11	4	0	0	0	0	0	0	0	0	0	0	0	144	38.7	30 to 40	78.5	90	62.5
05/09/2021	09:00	5	5	25	80	80	69	24	4	0	0	0	0	0	0	0	0	0	0	0	292	38.8	30 to 40	78.4	177	60.6
05/09/2021	10:00	2	4	23	90	122	64	19	4	0	0	0	0	0	0	0	0	0	0	0	328	38	30 to 40	84.1	209	63.7
05/09/2021	11:00	0	7	29	117	143	73	16	0	1	0	0	0	0	0	0	0	0	0	0	386	37.2	30 to 40	86.3	233	60.4
05/09/2021	12:00	2	8	34	150	135	74	22	2	2	0	0	0	0	0	0	0	0	0	0	429	37.4	30 to 40	83.7	235	54.8
05/09/2021	13:00	2	4	25	95	142	61	12	2	1	0	0	0	0	0	0	0	0	0	0	344	37	30 to 40	86.6	218	63.4
05/09/2021	14:00	1	3	28	110	133	66	7	3	0	0	0	0	0	0	0	0	0	0	0	351	36.7	30 to 40	88.0	209	59.5
05/09/2021	15:00	1	1	26	95	103	57	20	0	0	0	0	0	0	0	0	0	0	0	0	303	37.8	30 to 40	84.2	180	59.4
05/09/2021	16:00	0	4	14	87	118	55	13	3	0	0	0	0	0	0	0	0	0	0	0	294	37.5	30 to 40	88.4	189	64.3
05/09/2021	17:00	1	3	21	85	87	37	12	2	0	0	0	0	0	0	0	0	0	0	0	248	36.9	30 to 40	84.3	138	55.6
05/09/2021	18:00	0	2	14	44	51	43	12	2	0	0	0	0	0	0	0	0	0	0	0	168	38.7	30 to 40	82.1	108	64.3
05/09/2021	19:00	0	1	6	48	41	31	5	2	0	0	0	0	0	0	0	0	0	0	0	134	37.9	30 to 40	89.6	79	59.0
05/09/2021	20:00	0	1	11	27	18	9	2	2	1	0	0	0	0	0	0	0	0	0	0	71	36.7	25 to 35	78.9	32	45.1
05/09/2021	21:00	0	0	5	14	10	11	3	0	1	0	0	0	0	0	0	0	0	0	0	44	38.6	30 to 40	79.5	25	56.8
05/09/2021	22:00	0	0	2	4	6	5	2	1	0	0	1	0	0	0	0	0	0	0	0	21	42.5	30 to 40	71.4	15	71.4
05/09/2021	23:00	0	0	1	1	2	2	1	1	0	0	0	0	0	0	0	0	0	0	0	8	45	30 to 40	62.5	6	75.0
24 Hr Summary		16	43	281	1107	1277	707	195	34	10	1	1	0	0	0	0	0	0	0	0	3672	37.8	30 to 40	84.2	2225	60.6

Incoming Histogram

A170 Outward

from Wed-Jul-21-2021-12-00-AM to Sat-Sep-11-2021-06-59-PM

A170 Linkfoot Lane Outward traffic

Date	Starting Hr:min	<15	15 to <20	20 to <25	25 to <30	30 to <35	35 to <40	40 to <45	45 to <50	50 to <55	55 to <60	60 to <65	65 to <70	70 to <75	75 to <80	80 to <85	85 to <90	90 to <95	95 to <100	100 to >105	Total Counts	85pct Speed	10MPH Pace	% in pace	# of Speeders	% Speeders
06/09/2021	00:00	0	0	0	1	0	2	1	0	0	0	0	0	0	0	0	0	0	0	0	4	40	30 to 40	75.0	3	75.0
06/09/2021	01:00	0	0	0	0	0	0	0	1	0	0	0	0	0	0	0	0	0	0	0	1	50	40 to 50	100.0	1	100.0
06/09/2021	02:00	0	0	0	0	0	1	1	0	1	0	0	0	0	0	0	0	0	0	0	3	55	35 to 45	66.7	3	100.0
06/09/2021	03:00	0	0	0	0	0	0	1	0	0	0	0	0	0	0	0	0	0	0	0	1	45	35 to 45	100.0	1	100.0
06/09/2021	04:00	0	0	0	1	4	1	1	0	0	0	0	0	0	0	0	0	0	0	0	7	40	30 to 40	85.7	6	85.7
06/09/2021	05:00	0	0	4	11	8	6	3	0	1	0	0	0	0	0	0	0	0	0	0	33	39.2	30 to 40	75.8	18	54.5
06/09/2021	06:00	0	2	4	20	26	12	9	3	1	0	0	0	0	0	0	0	0	0	0	77	40.6	30 to 40	75.3	51	66.2
06/09/2021	07:00	0	0	20	52	75	22	9	1	0	0	0	0	0	0	0	0	0	0	0	179	36.1	30 to 40	83.2	107	59.8
06/09/2021	08:00	0	5	24	93	64	48	9	1	0	0	0	0	0	0	0	0	0	0	0	244	37.2	30 to 40	84.0	122	50.0
06/09/2021	09:00	0	2	27	104	96	49	14	2	0	0	0	0	0	0	0	0	0	0	0	294	37.1	30 to 40	84.7	161	54.8
06/09/2021	10:00	1	3	23	106	114	53	8	2	1	0	0	0	0	0	0	0	0	0	0	311	36.6	30 to 40	87.8	178	57.2
06/09/2021	11:00	3	2	33	107	114	61	16	3	0	0	0	0	0	0	0	0	0	0	0	339	37.4	30 to 40	83.2	194	57.2
06/09/2021	12:00	0	3	38	126	144	71	6	0	0	0	0	0	0	0	0	0	0	0	0	388	36.3	30 to 40	87.9	221	57.0
06/09/2021	13:00	0	8	26	116	140	73	13	2	0	0	0	0	0	0	0	0	0	0	0	378	37.1	30 to 40	87.0	228	60.3
06/09/2021	14:00	0	2	26	111	148	58	18	0	0	0	0	0	0	0	0	0	0	0	0	363	36.9	30 to 40	87.3	224	61.7
06/09/2021	15:00	2	9	33	118	141	78	12	1	0	0	0	0	0	0	0	0	0	0	0	394	37.1	30 to 40	85.5	232	58.9
06/09/2021	16:00	3	1	40	147	133	59	9	1	0	0	0	0	0	0	0	0	0	0	0	393	35.8	30 to 40	86.3	202	51.4
06/09/2021	17:00	4	5	23	113	115	46	17	0	0	0	0	0	0	0	0	0	0	0	0	323	36.6	30 to 40	84.8	178	55.1
06/09/2021	18:00	0	3	11	64	77	45	9	2	0	0	0	0	0	0	0	0	0	0	0	211	37.7	30 to 40	88.2	133	63.0
06/09/2021	19:00	0	2	11	41	51	27	6	1	0	0	0	0	0	0	0	0	0	0	0	139	37.4	30 to 40	85.6	85	61.2
06/09/2021	20:00	0	1	10	40	26	11	0	1	0	0	0	0	0	0	0	0	0	0	0	89	34.8	30 to 40	86.5	38	42.7
06/09/2021	21:00	0	1	6	13	4	8	1	4	0	0	0	0	0	0	0	0	0	0	0	37	39.4	30 to 40	67.6	17	45.9
06/09/2021	22:00	1	0	1	6	12	7	0	2	0	1	0	0	0	0	0	0	0	0	0	30	39.3	30 to 40	83.3	22	73.3
06/09/2021	23:00	0	0	0	3	2	2	0	0	0	0	0	0	0	0	0	0	0	0	0	7	37.5	30 to 40	100.0	4	57.1
24 Hr Summary		14	49	360	1393	1494	740	163	27	4	1	0	0	0	0	0	0	0	0	0	4245	37	30 to 40	85.4	2429	57.2

Incoming Histogram

A170 Outward

from Wed-Jul-21-2021-12-00-AM to Sat-Sep-11-2021-06-59-PM

A170 Linkfoot Lane Outward traffic

Date	Starting Hr:min	<15	15 to <20	20 to <25	25 to <30	30 to <35	35 to <40	40 to <45	45 to <50	50 to <55	55 to <60	60 to <65	65 to <70	70 to <75	75 to <80	80 to <85	85 to <90	90 to <95	95 to <100	100 to >105	Total Counts	85pct Speed	10MPH Pace	% in pace	# of Speeders	% Speeders	
07/09/2021	00:00	0	0	1	0	2	0	0	0	0	0	0	0	0	0	0	0	0	0	0	3	35	25 to 35	100.0	2	66.7	
07/09/2021	01:00	0	0	0	1	0	0	0	0	0	0	0	0	0	0	0	0	0	0	0	1	30	20 to 30	100.0	*	*	
07/09/2021	02:00	0	0	0	0	0	1	0	0	0	0	0	0	0	0	0	0	0	0	0	1	40	30 to 40	100.0	1	100.0	
07/09/2021	03:00	0	0	0	0	0	0	0	0	0	0	0	0	0	0	0	0	0	0	0	0	0	0	*	*	*	*
07/09/2021	04:00	0	0	0	0	2	1	0	0	0	0	0	0	0	0	0	0	0	0	0	3	40	30 to 40	100.0	3	100.0	
07/09/2021	05:00	0	0	2	1	3	3	3	0	0	1	0	0	0	0	0	0	0	0	0	13	43.3	35 to 45	69.2	10	76.9	
07/09/2021	06:00	0	1	2	18	25	15	12	4	2	0	0	0	0	0	0	0	0	0	0	79	42.5	30 to 40	73.4	58	73.4	
07/09/2021	07:00	0	3	10	63	89	29	14	4	0	0	0	0	0	0	0	0	0	0	0	212	37.6	30 to 40	85.4	136	64.2	
07/09/2021	08:00	1	4	19	79	90	52	13	1	0	0	0	0	0	0	0	0	0	0	0	259	37.6	30 to 40	85.3	156	60.2	
07/09/2021	09:00	0	4	28	102	120	45	11	4	0	0	0	0	0	0	0	0	0	0	0	314	36.4	30 to 40	85.0	180	57.3	
07/09/2021	10:00	1	2	35	138	166	93	12	2	0	0	0	0	0	0	0	0	0	0	0	449	37.2	30 to 40	88.4	273	60.8	
07/09/2021	11:00	2	3	43	141	139	76	18	3	0	0	0	0	0	0	0	0	0	0	0	425	37.2	30 to 40	83.8	236	55.5	
07/09/2021	12:00	1	3	24	109	164	72	20	1	0	0	0	0	0	0	0	0	0	0	0	394	37.4	30 to 40	87.6	257	65.2	
07/09/2021	13:00	0	3	16	91	141	53	8	2	1	0	0	0	0	0	0	0	0	0	0	315	36.6	30 to 40	90.5	205	65.1	
07/09/2021	14:00	1	9	34	108	113	54	9	1	0	0	0	0	1	0	0	0	0	0	0	330	36.4	30 to 40	83.3	178	53.9	
07/09/2021	15:00	0	3	43	112	155	67	11	0	0	0	0	0	0	0	0	0	0	0	0	391	36.4	30 to 40	85.4	233	59.6	
07/09/2021	16:00	2	6	36	155	137	70	10	1	0	0	0	0	0	0	0	0	0	0	0	417	36.3	30 to 40	86.8	218	52.3	
07/09/2021	17:00	4	7	37	102	117	66	15	2	1	0	0	0	0	0	0	0	0	0	0	351	37.3	30 to 40	81.2	201	57.3	
07/09/2021	18:00	0	9	17	56	82	32	7	2	1	0	0	0	0	0	0	0	0	0	0	206	36.7	30 to 40	82.5	124	60.2	
07/09/2021	19:00	0	2	9	56	43	17	6	2	1	0	0	0	0	0	0	0	0	0	0	136	36.8	30 to 40	85.3	69	50.7	
07/09/2021	20:00	0	1	11	37	30	13	6	0	0	0	0	0	0	0	0	0	0	0	0	98	36.5	30 to 40	81.6	49	50.0	
07/09/2021	21:00	0	0	4	13	21	7	7	0	1	0	0	0	0	0	0	0	0	0	0	53	40	30 to 40	77.4	36	67.9	
07/09/2021	22:00	0	0	0	7	7	3	5	3	0	0	0	0	0	0	0	0	0	0	0	25	44	30 to 40	68.0	18	72.0	
07/09/2021	23:00	0	0	2	3	1	1	3	0	0	0	0	0	0	0	0	0	0	0	0	10	41.7	25 to 35	60.0	5	50.0	
24 Hr Summary		12	60	373	1392	1647	770	190	32	7	1	0	0	1	0	0	0	0	0	0	4485	37.1	30 to 40	84.9	2648	59.0	



Incoming Histogram

A170 Outward

from Wed-Jul-21-2021-12-00-AM to Sat-Sep-11-2021-06-59-PM

A170 Linkfoot Lane Outward traffic

Date	Starting Hr:min	<15	15 to <20	20 to <25	25 to <30	30 to <35	35 to <40	40 to <45	45 to <50	50 to <55	55 to <60	60 to <65	65 to <70	70 to <75	75 to <80	80 to <85	85 to <90	90 to <95	95 to <100	100 to >105	Total Counts	85pct Speed	10MPH Pace	% in pace	# of Speeders	% Speeders
08/09/2021	00:00	0	0	0	1	0	0	1	1	0	0	0	0	0	0	0	0	0	0	0	3	50	40 to 50	66.7	2	66.7
08/09/2021	01:00	0	0	0	0	0	1	0	0	0	0	0	0	0	0	0	0	0	0	0	1	40	30 to 40	100.0	1	100.0
08/09/2021	02:00	0	0	0	0	1	2	0	0	0	0	0	0	0	0	0	0	0	0	0	3	40	30 to 40	100.0	3	100.0
08/09/2021	03:00	0	0	0	1	1	0	1	1	0	0	0	0	0	0	0	0	0	0	0	4	45	25 to 35	50.0	3	75.0
08/09/2021	04:00	0	0	1	3	2	3	0	0	0	0	0	0	0	0	0	0	0	0	0	9	38.3	30 to 40	88.9	5	55.6
08/09/2021	05:00	0	0	4	3	9	5	2	0	0	1	0	0	0	0	0	0	0	0	0	24	39	30 to 40	70.8	17	70.8
08/09/2021	06:00	1	0	4	19	33	33	7	3	0	0	0	0	0	0	0	0	0	0	0	100	39.2	30 to 40	85.0	76	76.0
08/09/2021	07:00	0	0	8	54	77	33	14	4	0	0	0	0	0	0	0	0	0	0	0	190	38.5	30 to 40	86.3	128	67.4
08/09/2021	08:00	0	3	18	88	75	43	17	3	0	0	0	0	0	0	0	0	0	0	0	247	38	30 to 40	83.4	138	55.9
08/09/2021	09:00	1	4	26	109	125	84	12	0	0	0	0	0	0	0	0	0	0	0	0	361	37.5	30 to 40	88.1	221	61.2
08/09/2021	10:00	1	4	36	137	160	77	11	1	1	0	0	0	0	0	0	0	0	0	0	428	36.7	30 to 40	87.4	250	58.4
08/09/2021	11:00	9	9	38	151	170	69	13	2	1	0	0	0	0	0	0	0	0	0	0	462	36.2	30 to 40	84.4	255	55.2
08/09/2021	12:00	2	6	37	142	137	88	10	0	0	0	0	0	0	0	0	0	0	0	0	422	37	30 to 40	87.0	235	55.7
08/09/2021	13:00	1	1	32	105	165	66	11	1	0	0	0	0	0	0	0	0	0	0	0	382	36.6	30 to 40	88.0	243	63.6
08/09/2021	14:00	0	3	18	110	133	50	21	5	1	0	0	0	0	0	0	0	0	0	0	341	37.6	30 to 40	85.9	210	61.6
08/09/2021	15:00	0	7	47	141	134	58	7	0	0	0	0	0	0	0	0	0	0	0	0	394	35.5	30 to 40	84.5	199	50.5
08/09/2021	16:00	0	8	35	125	138	65	15	1	0	0	0	0	0	0	0	0	0	0	0	387	36.8	30 to 40	84.8	219	56.6
08/09/2021	17:00	1	5	27	123	136	48	18	3	0	0	0	0	0	0	0	0	0	0	0	361	36.6	30 to 40	85.0	205	56.8
08/09/2021	18:00	5	10	18	59	65	33	15	4	0	0	0	0	0	0	0	0	0	0	0	209	38.2	30 to 40	75.1	117	56.0
08/09/2021	19:00	0	5	7	43	50	23	5	3	1	0	0	0	0	0	0	0	0	0	0	137	37.4	30 to 40	84.7	82	59.9
08/09/2021	20:00	0	2	8	37	35	20	4	2	0	0	0	0	0	0	0	0	0	0	0	108	37.5	30 to 40	85.2	61	56.5
08/09/2021	21:00	0	0	5	16	23	16	4	1	0	0	0	0	0	0	0	0	0	0	0	65	38.4	30 to 40	84.6	44	67.7
08/09/2021	22:00	0	1	2	16	7	10	1	1	0	0	0	0	0	0	0	0	0	0	0	38	38	30 to 40	86.8	19	50.0
08/09/2021	23:00	0	0	0	0	2	4	2	0	0	1	0	0	0	0	0	0	0	0	0	9	45	35 to 45	88.9	9	100.0
24 Hr Summary		21	68	371	1483	1678	831	191	36	4	2	0	0	0	0	0	0	0	0	0	4685	37.2	30 to 40	85.2	2742	58.5

Incoming Histogram

A170 Outward

from Wed-Jul-21-2021-12-00-AM to Sat-Sep-11-2021-06-59-PM

A170 Linkfoot Lane Outward traffic

Date	Starting Hr:min	<15	15 to <20	20 to <25	25 to <30	30 to <35	35 to <40	40 to <45	45 to <50	50 to <55	55 to <60	60 to <65	65 to <70	70 to <75	75 to <80	80 to <85	85 to <90	90 to <95	95 to <100	100 to >105	Total Counts	85pct Speed	10MPH Pace	% in pace	# of Speeders	% Speeders
09/09/2021	00:00	0	0	0	0	0	1	0	0	0	0	0	0	0	0	0	0	0	0	0	1	40	30 to 40	100.0	1	100.0
09/09/2021	01:00	0	0	0	0	0	0	0	0	0	0	0	0	0	0	0	0	0	0	0	0	0	*	*	*	*
09/09/2021	02:00	0	0	0	0	1	0	0	0	0	0	0	0	0	0	0	0	0	0	0	1	35	25 to 35	100.0	1	100.0
09/09/2021	03:00	0	0	0	0	1	0	0	1	0	0	0	0	0	0	0	0	0	0	0	2	50	25 to 35	50.0	2	100.0
09/09/2021	04:00	0	0	0	2	1	2	0	0	1	0	0	0	0	0	0	0	0	0	0	6	40	30 to 40	83.3	4	66.7
09/09/2021	05:00	0	0	1	5	2	5	7	2	0	0	0	0	0	0	0	0	0	0	0	22	44.3	35 to 45	63.6	16	72.7
09/09/2021	06:00	0	0	3	20	22	20	8	4	2	0	0	0	0	0	0	0	0	0	0	79	41.2	30 to 40	78.5	56	70.9
09/09/2021	07:00	0	4	9	59	59	20	12	3	0	0	0	0	0	0	0	0	0	0	0	166	37.5	30 to 40	83.1	94	56.6
09/09/2021	08:00	4	6	23	106	102	31	11	1	0	0	0	0	0	0	0	0	0	0	0	284	35	30 to 40	84.2	145	51.1
09/09/2021	09:00	0	9	21	105	76	52	5	1	0	0	0	0	0	0	0	0	0	0	0	269	36.7	30 to 40	86.6	134	49.8
09/09/2021	10:00	1	3	23	104	120	53	10	0	0	1	0	0	0	0	0	0	0	0	0	315	36.6	30 to 40	87.9	184	58.4
09/09/2021	11:00	1	7	37	113	104	54	11	3	1	0	0	0	0	0	0	0	0	0	0	331	36.8	30 to 40	81.9	173	52.3
09/09/2021	12:00	1	2	22	102	119	51	17	1	0	0	0	0	0	0	0	0	0	0	0	315	37.2	30 to 40	86.3	188	59.7
09/09/2021	13:00	3	6	48	129	136	46	11	0	0	0	0	0	0	0	0	0	0	0	0	379	35	25 to 35	82.6	193	50.9
09/09/2021	14:00	0	1	28	110	126	49	13	3	0	0	0	0	0	0	0	0	0	0	0	330	36.5	30 to 40	86.4	191	57.9
09/09/2021	15:00	0	3	33	123	141	58	15	2	0	0	0	0	0	0	0	0	0	0	0	375	36.6	30 to 40	85.9	216	57.6
09/09/2021	16:00	0	7	44	175	161	58	13	1	0	0	0	0	0	0	0	0	0	0	0	459	35.3	30 to 40	85.8	233	50.8
09/09/2021	17:00	2	6	34	103	123	52	18	4	0	0	0	0	0	0	0	0	0	0	0	342	37.2	30 to 40	81.3	197	57.6
09/09/2021	18:00	0	1	17	79	70	41	6	1	0	0	0	0	0	0	0	0	0	0	0	215	37	30 to 40	88.4	118	54.9
09/09/2021	19:00	0	1	8	33	66	19	9	1	0	0	0	0	0	0	0	0	0	0	0	137	37.1	30 to 40	86.1	95	69.3
09/09/2021	20:00	0	1	6	31	30	7	3	1	0	0	0	0	0	0	0	0	0	0	0	79	34.8	30 to 40	86.1	41	51.9
09/09/2021	21:00	0	0	4	10	7	6	1	3	0	0	0	0	0	0	0	0	0	0	0	31	39.2	30 to 40	74.2	17	54.8
09/09/2021	22:00	0	0	2	11	2	5	1	1	0	0	0	0	0	0	0	0	0	0	0	22	39	30 to 40	81.8	9	40.9
09/09/2021	23:00	0	0	1	6	7	3	2	0	0	1	0	0	0	0	0	0	0	0	0	20	40	30 to 40	80.0	13	65.0
24 Hr Summary		12	57	364	1426	1476	633	173	33	4	2	0	0	0	0	0	0	0	0	0	4180	36.7	30 to 40	84.6	2321	55.5

Incoming Histogram

A170 Outward

from Wed-Jul-21-2021-12-00-AM to Sat-Sep-11-2021-06-59-PM

A170 Linkfoot Lane Outward traffic

Date	Starting Hr:min	<15	15 to <20	20 to <25	25 to <30	30 to <35	35 to <40	40 to <45	45 to <50	50 to <55	55 to <60	60 to <65	65 to <70	70 to <75	75 to <80	80 to <85	85 to <90	90 to <95	95 to <100	100 to >105	Total Counts	85pct Speed	10MPH Pace	% in pace	# of Speeders	% Speeders
10/09/2021	00:00	0	0	0	0	1	0	2	1	0	0	0	0	0	0	0	0	0	0	0	4	45	35 to 45	75.0	4	100.0
10/09/2021	01:00	0	0	0	0	1	0	0	0	0	0	0	0	0	0	0	0	0	0	0	1	35	25 to 35	100.0	1	100.0
10/09/2021	02:00	0	0	0	0	0	1	0	0	0	0	0	0	0	0	0	0	0	0	0	1	40	30 to 40	100.0	1	100.0
10/09/2021	03:00	0	0	0	1	0	1	2	0	0	0	0	0	0	0	0	0	0	0	0	4	42.5	35 to 45	75.0	3	75.0
10/09/2021	04:00	0	0	2	1	2	3	1	0	0	0	0	0	0	0	0	0	0	0	0	9	40	30 to 40	66.7	6	66.7
10/09/2021	05:00	0	0	0	6	4	3	1	3	1	0	0	0	0	0	0	0	0	0	0	18	46.7	30 to 40	72.2	12	66.7
10/09/2021	06:00	1	1	1	18	18	20	14	4	1	0	0	0	0	0	0	0	0	0	0	78	42.5	30 to 40	71.8	57	73.1
10/09/2021	07:00	0	5	13	48	57	38	7	6	0	0	0	0	0	0	0	0	0	0	0	174	38.3	30 to 40	82.2	108	62.1
10/09/2021	08:00	0	6	23	99	69	32	10	2	0	0	0	0	0	0	0	0	0	0	0	241	36.2	30 to 40	83.0	113	46.9
10/09/2021	09:00	1	5	27	93	122	39	9	2	1	0	0	0	0	0	0	0	0	0	0	299	35.8	30 to 40	84.9	173	57.9
10/09/2021	10:00	0	4	32	98	130	49	12	1	0	0	0	0	0	0	0	0	0	0	0	326	36.3	30 to 40	85.0	192	58.9
10/09/2021	11:00	0	4	33	125	141	76	11	1	0	0	0	0	0	0	0	0	0	0	0	391	36.9	30 to 40	87.5	229	58.6
10/09/2021	12:00	0	8	36	162	161	79	11	5	1	0	0	0	0	0	0	0	0	0	0	463	36.7	30 to 40	86.8	257	55.5
10/09/2021	13:00	1	3	30	123	136	56	10	3	0	0	0	0	0	0	0	0	0	0	0	362	36.3	30 to 40	87.0	205	56.6
10/09/2021	14:00	0	3	38	158	174	75	14	1	0	0	0	0	0	0	0	0	0	0	0	463	36.4	30 to 40	87.9	264	57.0
10/09/2021	15:00	0	6	56	209	204	76	16	0	0	0	0	0	0	0	0	0	0	0	0	567	35.5	30 to 40	86.2	296	52.2
10/09/2021	16:00	0	11	38	172	151	68	14	1	0	0	0	0	0	0	0	0	0	0	0	455	36.1	30 to 40	85.9	234	51.4
10/09/2021	17:00	1	1	37	140	148	85	21	4	0	1	0	0	0	0	0	0	0	0	0	438	37.6	30 to 40	85.2	259	59.1
10/09/2021	18:00	0	1	18	74	91	56	12	4	1	0	0	0	0	0	0	0	0	0	0	257	38	30 to 40	86.0	164	63.8
10/09/2021	19:00	0	0	8	54	70	33	7	3	0	0	0	0	0	0	0	0	0	0	0	175	37.6	30 to 40	89.7	113	64.6
10/09/2021	20:00	0	3	10	29	27	20	3	3	0	0	0	0	0	0	0	0	0	0	0	95	38	30 to 40	80.0	53	55.8
10/09/2021	21:00	0	0	1	13	15	6	6	0	2	0	0	0	0	0	0	0	0	0	0	43	41.7	30 to 40	79.1	29	67.4
10/09/2021	22:00	0	0	1	11	15	7	0	0	1	0	0	0	0	0	0	0	0	0	0	35	37.1	30 to 40	94.3	23	65.7
10/09/2021	23:00	0	0	1	4	3	3	7	0	1	0	0	0	0	0	0	0	0	0	0	19	43.6	35 to 45	68.4	14	73.7
24 Hr Summary		4	61	405	1638	1740	826	190	44	9	1	0	0	0	0	0	0	0	0	0	4918	37	30 to 40	85.5	2810	57.1

Incoming Histogram

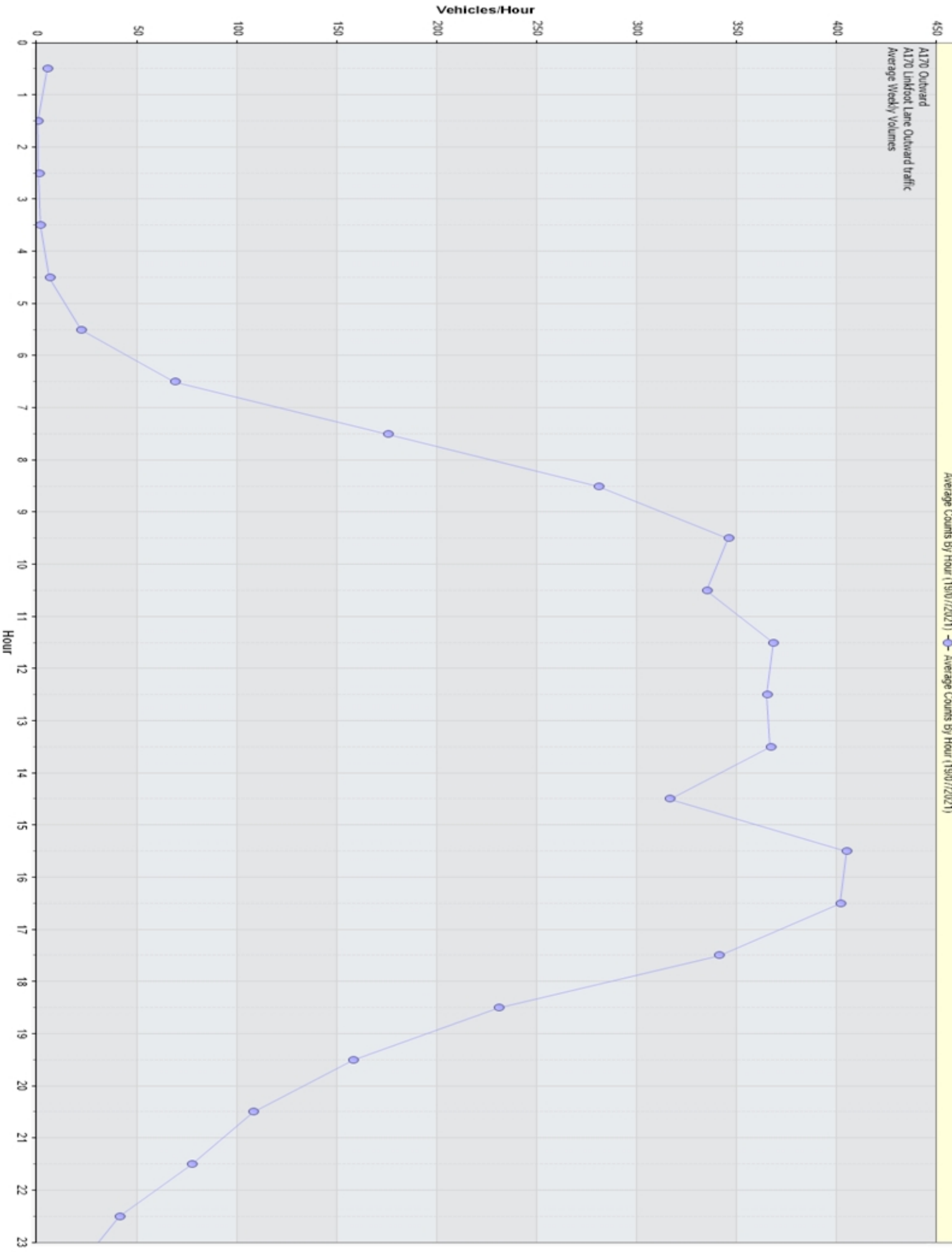
A170 Outward

from Wed-Jul-21-2021-12-00-AM to Sat-Sep-11-2021-06-59-PM

A170 Linkfoot Lane Outward traffic

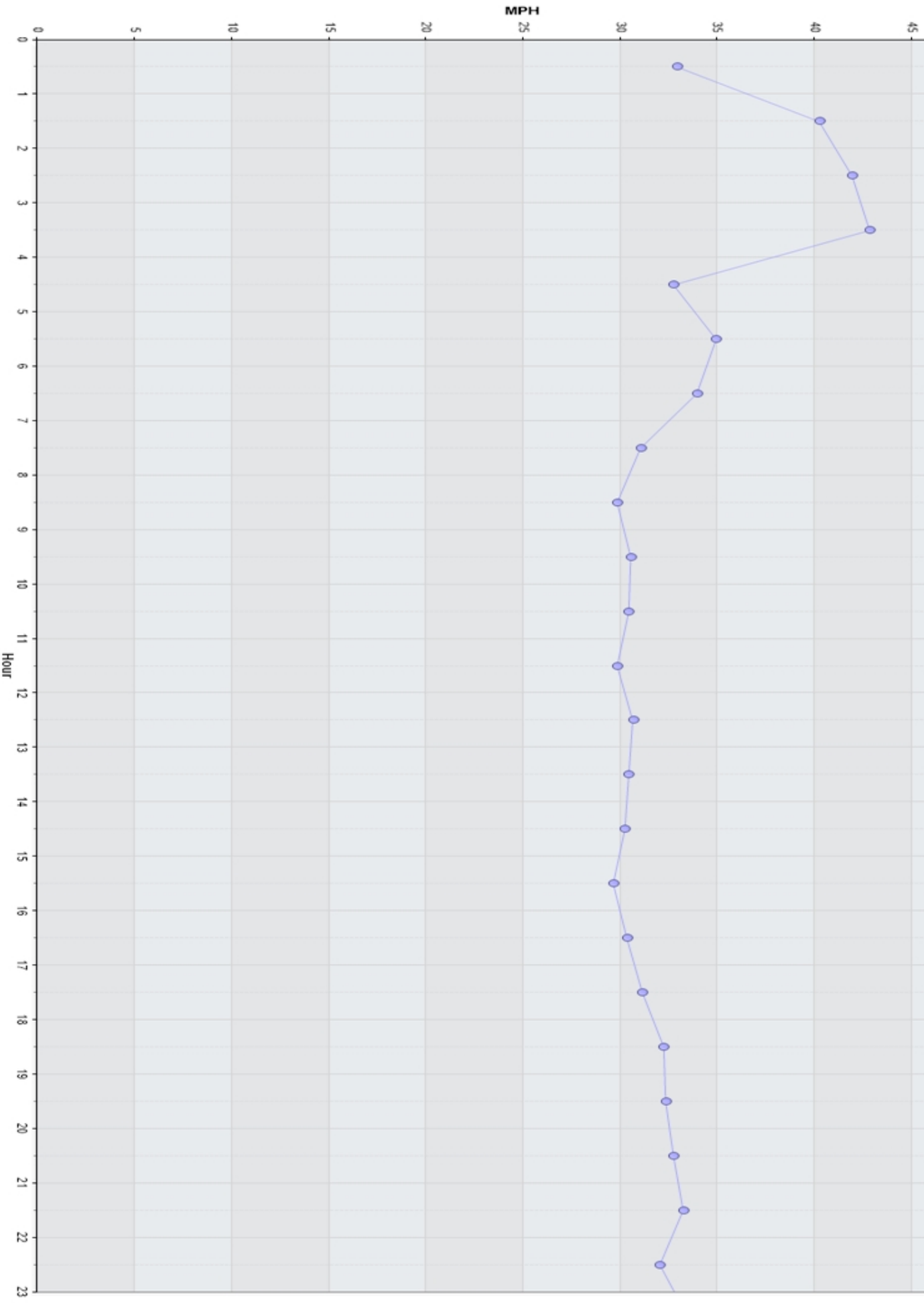
Date	Starting Hr:min	<15	15 to <20	20 to <25	25 to <30	30 to <35	35 to <40	40 to <45	45 to <50	50 to <55	55 to <60	60 to <65	65 to <70	70 to <75	75 to <80	80 to <85	85 to <90	90 to <95	95 to <100	100 to >105	Total Counts	85pct Speed	10MPH Pace	% in pace	# of Speeders	% Speeders
11/09/2021	00:00	0	0	0	1	0	1	1	1	1	0	0	0	0	0	0	0	0	0	0	5	50	40 to 50	60.0	4	80.0
11/09/2021	01:00	0	0	0	0	1	1	0	0	0	0	0	0	0	0	0	0	0	0	0	2	40	30 to 40	100.0	2	100.0
11/09/2021	02:00	0	0	2	0	1	0	0	0	0	0	0	0	0	0	0	0	0	0	0	3	35	25 to 35	100.0	1	33.3
11/09/2021	03:00	0	0	0	1	0	0	1	0	0	0	0	0	0	0	0	0	0	0	0	2	45	20 to 30	50.0	1	50.0
11/09/2021	04:00	0	0	0	0	2	0	1	0	0	0	0	0	0	0	0	0	0	0	0	3	45	35 to 45	100.0	3	100.0
11/09/2021	05:00	0	0	0	4	1	3	3	3	0	0	0	0	0	0	0	0	0	0	0	14	46.7	40 to 50	64.3	10	71.4
11/09/2021	06:00	1	0	0	7	12	7	3	4	1	0	0	0	0	0	0	0	0	0	0	35	45	30 to 40	74.3	27	77.1
11/09/2021	07:00	0	0	0	24	34	20	11	2	1	0	0	0	0	0	0	0	0	0	0	92	40	30 to 40	84.8	68	73.9
11/09/2021	08:00	0	2	9	45	54	28	16	5	0	0	0	0	0	0	0	0	0	0	0	159	39.5	30 to 40	79.9	103	64.8
11/09/2021	09:00	3	8	21	83	103	44	9	4	1	0	0	0	0	0	0	0	0	0	0	276	36.9	30 to 40	83.3	161	58.3
11/09/2021	10:00	0	7	33	121	127	62	14	2	0	0	0	0	0	0	0	0	0	0	0	366	36.9	30 to 40	84.7	205	56.0
11/09/2021	11:00	1	4	26	116	131	68	16	1	0	0	0	0	0	0	0	0	0	0	0	363	37.3	30 to 40	86.8	216	59.5
11/09/2021	12:00	1	6	41	129	177	81	19	3	1	0	0	0	0	0	0	0	0	0	0	458	37.2	30 to 40	84.5	281	61.4
11/09/2021	13:00	1	7	38	119	146	70	13	3	1	0	0	0	0	0	0	0	0	0	0	398	36.9	30 to 40	84.2	233	58.5
11/09/2021	14:00	2	3	37	136	155	53	16	2	0	0	0	0	0	0	0	0	0	0	0	404	35.9	30 to 40	85.1	226	55.9
11/09/2021	15:00	2	8	37	118	121	77	6	2	0	0	0	0	0	0	0	0	0	0	0	371	36.9	30 to 40	85.2	206	55.5
11/09/2021	16:00	1	1	31	128	135	70	16	1	0	0	0	1	0	0	0	0	0	0	0	384	37.1	30 to 40	86.7	223	58.1
11/09/2021	17:00	0	1	23	110	93	45	12	3	0	0	0	0	0	0	0	0	0	0	0	287	36.9	30 to 40	86.4	153	53.3
11/09/2021	18:00	0	0	6	31	26	16	3	0	1	0	0	0	0	0	0	0	0	0	0	83	37.5	30 to 40	88.0	46	55.4
11/09/2021	19:00	*	*	*	*	*	*	*	*	*	*	*	*	*	*	*	*	*	*	*	*	*	*	*	*	*
11/09/2021	20:00	*	*	*	*	*	*	*	*	*	*	*	*	*	*	*	*	*	*	*	*	*	*	*	*	*
11/09/2021	21:00	*	*	*	*	*	*	*	*	*	*	*	*	*	*	*	*	*	*	*	*	*	*	*	*	*
11/09/2021	22:00	*	*	*	*	*	*	*	*	*	*	*	*	*	*	*	*	*	*	*	*	*	*	*	*	*
11/09/2021	23:00	*	*	*	*	*	*	*	*	*	*	*	*	*	*	*	*	*	*	*	*	*	*	*	*	*
24 Hr Summary		12	47	304	1173	1319	646	160	36	7	0	0	1	0	0	0	0	0	0	0	3705	37.3	30 to 40	84.7	2169	58.5

A170 Outward  
A170 Linkfoot Lane Outward traffic  
Average Weekly Volumes



Incoming: Average Hourly WEEKDAY Speeds for Week of 19/07/2021

AL70 Outward  
AL70 Linkfoot Lane Outward traffic  
Average Weekly Speeds



6,000

Incoming: Daily Volume for Week of 19/07/2021  
Daily Vehicle Counts

A170 Outward  
A170 Linkfoot Lane Outward traffic  
Daily Volumes

Vehicles

1,000

2,000

3,000

4,000

5,000

0

Monday

Tuesday

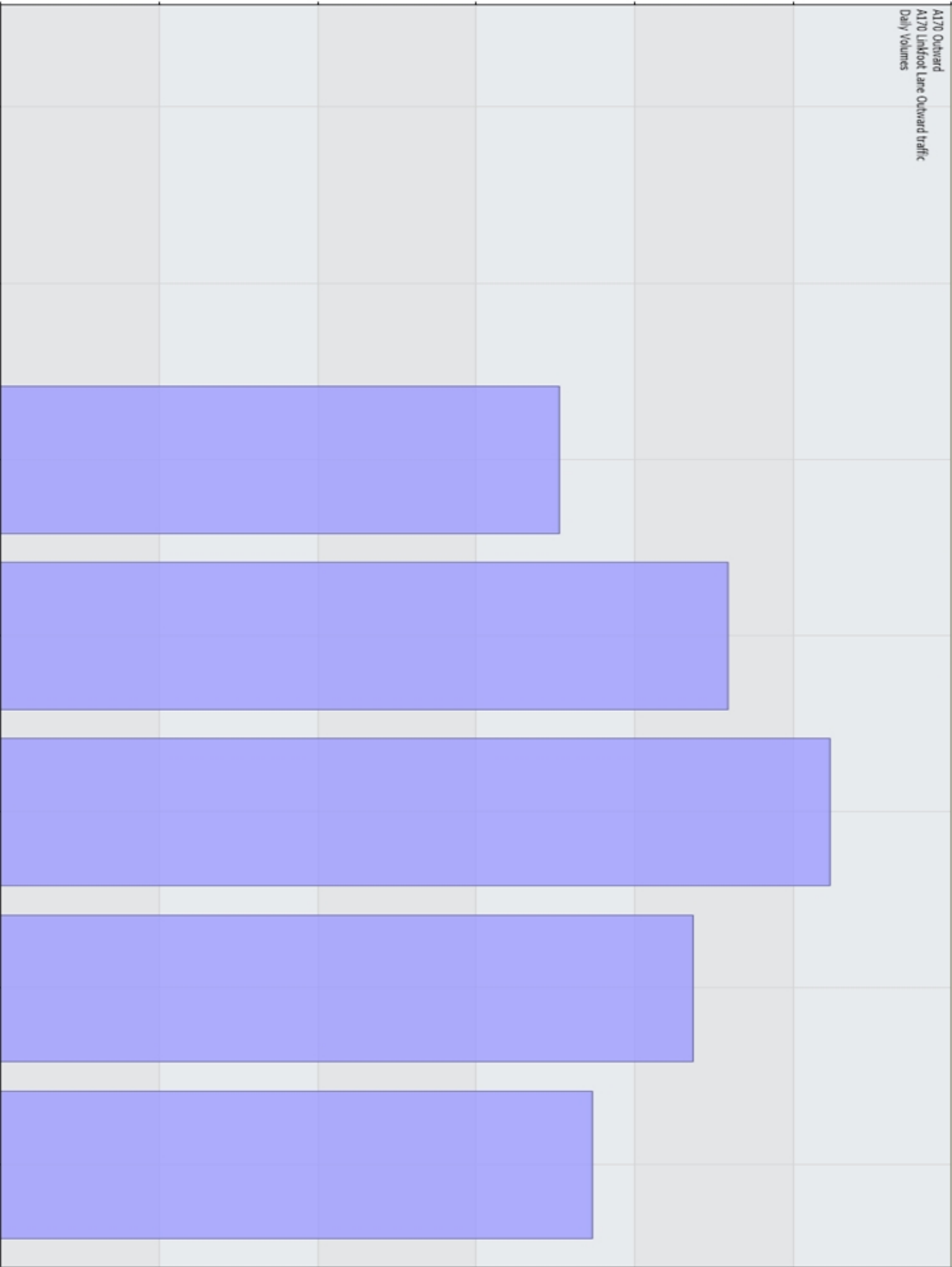
Wednesday

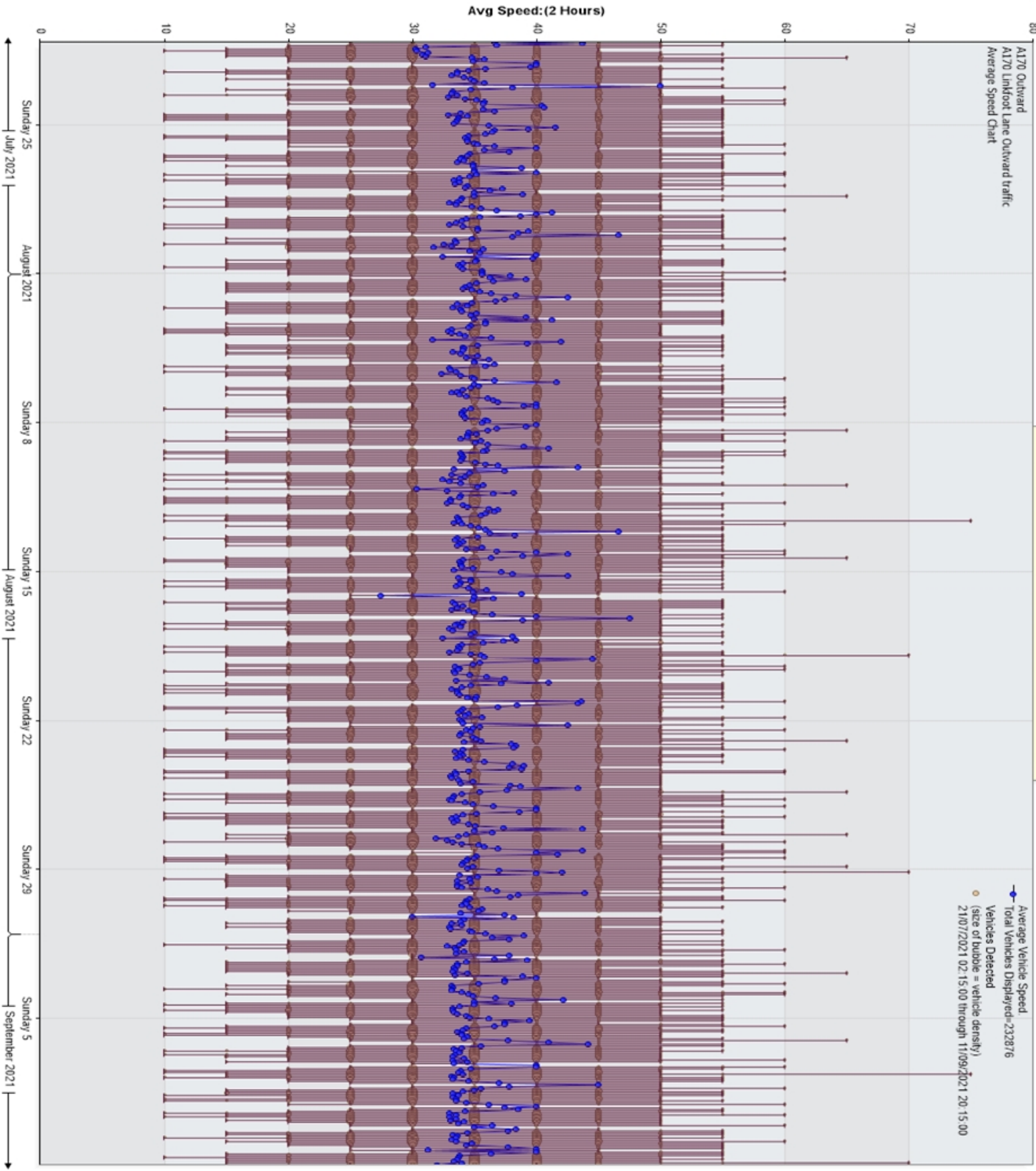
Thursday  
Day

Friday

Saturday

Sunday







Zoom  
help

Vehicle Counts vs. Time [A170 Outward: Incoming]

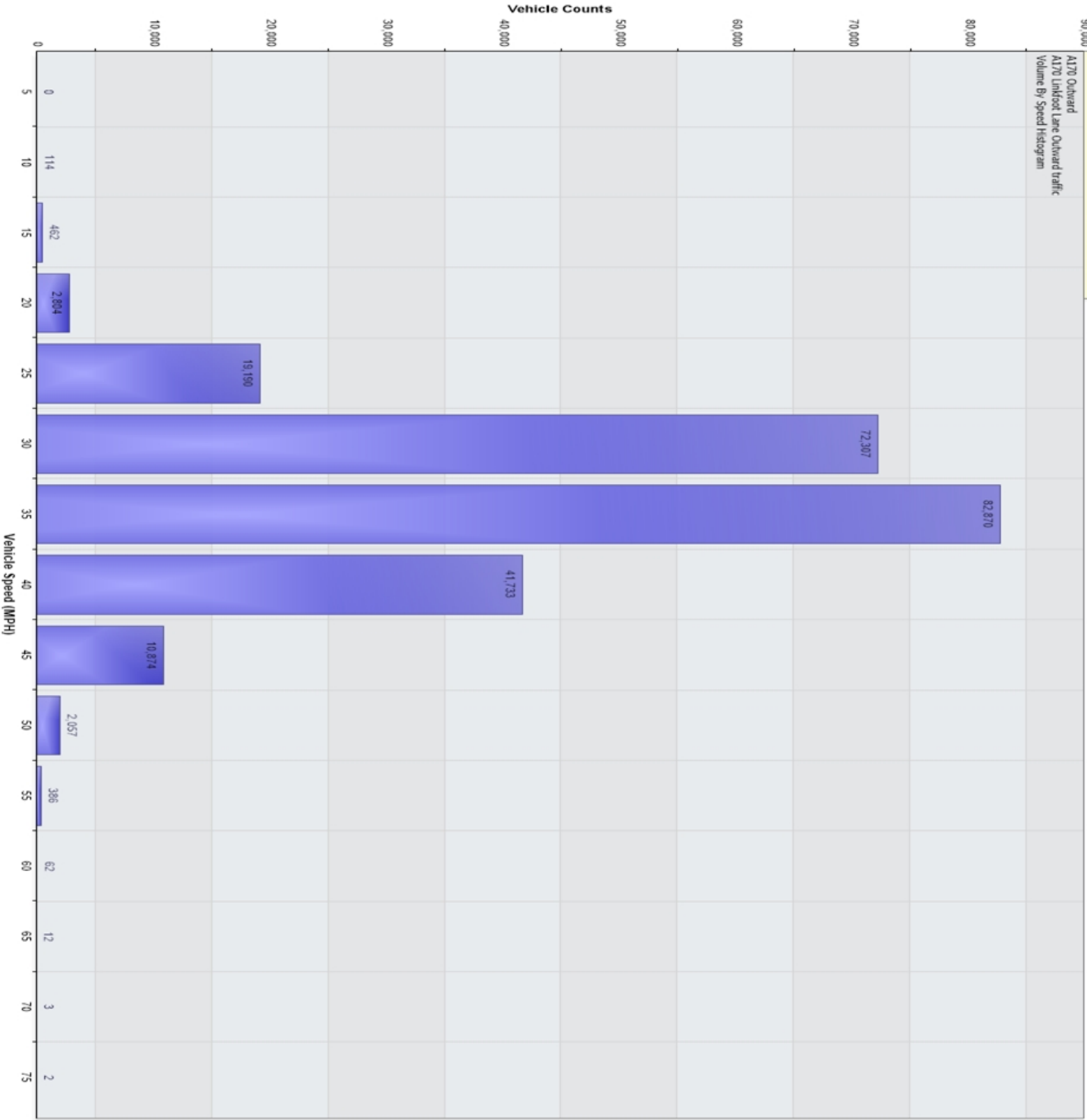
Vehicle Counts vs. Time: Total Vehicles Displayed=232876

### Vehicle Counts (2 Hours)



Vehicle Counts Vs. Speed [A170 Outward: Incoming]

232,876 Counts



Percentile Counts Vs. Speed for [A170 Outward: Incoming]

A170 Outward  
A170 Linkfoot Lane Outward traffic  
85th Pct Speed=37.4 MPH  
Vehicles in data=232876  
21/07/2021 00:00:00 to 11/09/2021 18:59:59

