

For Project: A170 inward
 Project Notes: A170 Linkfoot Lane, Helmsley 30mph zone
 Location/Name: Incoming
 Report Generated: 18/10/2021 14:24
 Speed Intervals: 5 MPH
 Time Intervals: Instant
 Traffic Report From: 08/04/2021 11:00:00 through 21/07/2021 18:59:59
 85th Percentile Speed: 33.9 MPH
 85th Percentile Vehicles: 268023
 Max Speed: 70 MPH on 24/04/2021 13:45:00
 Total Vehicles: 315321
 AADT: 3022

Volumes - weekly counts

Time	5 Day	7 Day
Average Daily	3127	3002
AM Peak 10:00	275	270
PM Peak 03:00	275	261

Speed

Speed Limit: 30
 85th Percentile Speed: 33.9
 Average Speed: 28.45

	Monday	Tuesday	Wednesday	Thursday	Friday	Saturday	Sunday
Count over limit	15013	15168	16098	15126	15612	13628	13868
% over limit	33.2	33.7	33.2	33.3	30.9	34.0	34.1
Avg Speeder	34.5	34.5	34.5	34.6	34.4	34.4	34.4

Day/Time Ending	85th pctl (MPH)	85th pctl cnts	Total Cnts	Max Speed	Avg Speeder	% Speeders
08/04/2021 12:00:00 PM	34.2	73	86	45	34.5	34.9%
08/04/2021 01:00:00 PM	34.0	145	171	45	34.1	37.4%
08/04/2021 02:00:00 PM	34.6	187	220	45	34.4	40.0%
08/04/2021 03:00:00 PM	34.2	166	195	50	34.6	36.4%
08/04/2021 04:00:00 PM	35.5	185	218	50	35.2	38.1%
08/04/2021 05:00:00 PM	34.2	200	235	60	34.7	34.0%
08/04/2021 06:00:00 PM	35.4	160	188	50	34.8	42.0%
08/04/2021 07:00:00 PM	36.4	98	115	50	34.8	50.4%
08/04/2021 08:00:00 PM	36.7	59	69	55	35.6	46.4%
08/04/2021 09:00:00 PM	36.7	34	40	45	34.9	52.5%
08/04/2021 10:00:00 PM	40.0	13	15	50	38.2	46.7%
08/04/2021 11:00:00 PM	37.5	6	7	40	34.2	85.7%
09/04/2021 12:00:00 AM	40.0	3	3	40	35.8	100.0%
09/04/2021 01:00:00 AM	40.0	3	3	40	37.5	33.3%
09/04/2021 02:00:00 AM	40.0	4	5	50	42.5	40.0%
09/04/2021 03:00:00 AM	50.0	6	7	60	46.3	57.1%
09/04/2021 04:00:00 AM	30.0	2	2	30	0.0	0.0%
09/04/2021 05:00:00 AM	48.3	8	9	50	43.5	55.6%
09/04/2021 06:00:00 AM	37.5	19	22	40	34.8	59.1%
09/04/2021 07:00:00 AM	38.0	40	47	50	37.0	44.7%
09/04/2021 08:00:00 AM	36.8	105	124	45	35.8	38.7%
09/04/2021 09:00:00 AM	32.8	143	168	45	33.9	26.2%
09/04/2021 10:00:00 AM	34.8	171	201	50	35.4	33.8%
09/04/2021 11:00:00 AM	34.2	191	225	45	34.2	36.9%
09/04/2021 12:00:00 PM	34.4	196	230	45	34.7	32.2%
09/04/2021 01:00:00 PM	34.2	190	224	60	34.3	42.0%
09/04/2021 02:00:00 PM	33.4	193	227	45	34.0	31.3%
09/04/2021 03:00:00 PM	33.6	224	264	50	34.2	31.4%
09/04/2021 04:00:00 PM	34.0	197	232	50	34.5	31.5%
09/04/2021 05:00:00 PM	33.9	202	238	60	34.6	33.2%
09/04/2021 06:00:00 PM	37.0	153	180	45	35.5	43.9%
09/04/2021 07:00:00 PM	36.2	102	120	50	34.9	49.2%
09/04/2021 08:00:00 PM	36.5	74	87	50	35.4	46.0%
09/04/2021 09:00:00 PM	38.8	36	42	60	36.8	54.8%
09/04/2021 10:00:00 PM	34.4	24	28	45	34.8	39.3%
09/04/2021 11:00:00 PM	37.5	12	14	45	35.8	42.9%
10/04/2021 12:00:00 AM	40.0	9	11	50	37.5	81.8%
10/04/2021 01:00:00 AM	0.0	0	0	0	0.0	0.0%
10/04/2021 02:00:00 AM	50.0	3	3	50	40.8	100.0%
10/04/2021 03:00:00 AM	55.0	1	1	55	52.5	100.0%
10/04/2021 04:00:00 AM	35.0	4	5	40	34.2	60.0%
10/04/2021 05:00:00 AM	41.7	9	11	45	38.1	81.8%
10/04/2021 06:00:00 AM	40.0	5	6	45	37.5	66.7%
10/04/2021 07:00:00 AM	38.0	23	27	45	36.0	48.1%
10/04/2021 08:00:00 AM	33.0	56	66	40	34.4	24.2%
10/04/2021 09:00:00 AM	29.6	99	117	50	36.1	12.0%
10/04/2021 10:00:00 AM	33.6	134	158	45	34.0	32.3%
10/04/2021 11:00:00 AM	33.5	157	185	45	33.6	34.1%
10/04/2021 12:00:00 PM	33.5	153	180	40	33.6	33.9%

10/04/2021 01:00:00 PM	33.4	176	207	50	34.2	30.9%
10/04/2021 02:00:00 PM	33.4	184	216	45	33.8	31.5%
10/04/2021 03:00:00 PM	33.5	157	185	55	34.5	31.4%
10/04/2021 04:00:00 PM	33.9	129	152	45	33.9	38.2%
10/04/2021 05:00:00 PM	34.6	92	108	45	34.7	34.3%
10/04/2021 06:00:00 PM	34.0	111	131	55	34.6	35.9%
10/04/2021 07:00:00 PM	34.8	80	94	50	35.1	35.1%
10/04/2021 08:00:00 PM	36.4	63	74	45	34.9	48.6%
10/04/2021 09:00:00 PM	35.0	36	42	50	35.9	45.2%
10/04/2021 10:00:00 PM	39.0	20	24	45	37.1	50.0%
10/04/2021 11:00:00 PM	38.8	15	18	50	36.3	66.7%
11/04/2021 12:00:00 AM	37.5	3	4	40	35.8	75.0%
11/04/2021 01:00:00 AM	0.0	0	0	0	0.0	0.0%
11/04/2021 02:00:00 AM	35.0	1	1	35	32.5	100.0%
11/04/2021 03:00:00 AM	0.0	0	0	0	0.0	0.0%
11/04/2021 04:00:00 AM	0.0	0	0	0	0.0	0.0%
11/04/2021 05:00:00 AM	40.0	3	4	45	37.5	75.0%
11/04/2021 06:00:00 AM	35.0	1	1	35	32.5	100.0%
11/04/2021 07:00:00 AM	40.0	7	8	60	39.2	75.0%
11/04/2021 08:00:00 AM	37.5	14	16	45	36.5	31.3%
11/04/2021 09:00:00 AM	31.0	33	39	40	33.9	17.9%
11/04/2021 10:00:00 AM	29.2	62	73	35	32.5	9.6%
11/04/2021 11:00:00 AM	35.8	81	95	50	35.4	37.9%
11/04/2021 12:00:00 PM	35.0	104	122	50	34.7	39.3%
11/04/2021 01:00:00 PM	33.2	123	145	55	34.1	29.7%
11/04/2021 02:00:00 PM	33.7	128	151	45	33.7	35.8%
11/04/2021 03:00:00 PM	33.9	163	192	45	33.9	38.0%
11/04/2021 04:00:00 PM	34.7	183	215	50	34.5	40.9%
11/04/2021 05:00:00 PM	35.8	156	184	55	35.6	42.4%
11/04/2021 06:00:00 PM	34.2	99	117	45	34.6	34.2%
11/04/2021 07:00:00 PM	37.5	79	93	50	35.4	54.8%
11/04/2021 08:00:00 PM	37.8	40	47	45	35.6	51.1%
11/04/2021 09:00:00 PM	38.0	33	39	50	36.7	46.2%
11/04/2021 10:00:00 PM	40.0	13	15	45	35.8	60.0%
11/04/2021 11:00:00 PM	40.0	6	7	55	37.5	71.4%
12/04/2021 12:00:00 AM	42.5	4	5	45	37.5	100.0%
12/04/2021 01:00:00 AM	0.0	0	0	0	0.0	0.0%
12/04/2021 02:00:00 AM	60.0	3	3	60	45.8	100.0%
12/04/2021 03:00:00 AM	50.0	8	10	55	39.7	90.0%
12/04/2021 04:00:00 AM	50.0	2	2	50	40.0	100.0%
12/04/2021 05:00:00 AM	35.0	5	6	50	36.3	66.7%
12/04/2021 06:00:00 AM	37.5	27	32	55	39.0	31.3%
12/04/2021 07:00:00 AM	36.7	45	53	45	35.6	45.3%
12/04/2021 08:00:00 AM	34.1	128	150	45	33.7	40.7%
12/04/2021 09:00:00 AM	33.7	171	201	45	33.9	34.3%
12/04/2021 10:00:00 AM	34.1	166	195	45	34.6	32.3%
12/04/2021 11:00:00 AM	33.8	174	205	50	34.1	35.6%
12/04/2021 12:00:00 PM	33.9	173	203	45	34.2	35.0%
12/04/2021 01:00:00 PM	32.8	175	206	45	34.1	25.2%
12/04/2021 02:00:00 PM	33.3	173	204	55	34.6	27.5%

12/04/2021 03:00:00 PM	33.6	200	235	45	34.4	29.4%
12/04/2021 04:00:00 PM	33.6	229	269	50	34.3	31.2%
12/04/2021 05:00:00 PM	31.9	246	290	45	33.8	21.7%
12/04/2021 06:00:00 PM	34.4	157	185	55	35.0	35.1%
12/04/2021 07:00:00 PM	35.0	105	123	45	34.8	39.8%
12/04/2021 08:00:00 PM	37.2	69	81	60	36.3	48.1%
12/04/2021 09:00:00 PM	38.6	48	57	45	35.9	54.4%
12/04/2021 10:00:00 PM	37.0	26	31	45	36.0	41.9%
12/04/2021 11:00:00 PM	38.8	19	22	45	36.9	40.9%
13/04/2021 12:00:00 AM	40.0	2	2	40	35.0	100.0%
13/04/2021 01:00:00 AM	35.0	2	2	35	32.5	100.0%
13/04/2021 02:00:00 AM	45.0	3	3	45	35.8	100.0%
13/04/2021 03:00:00 AM	45.0	3	3	45	37.5	100.0%
13/04/2021 04:00:00 AM	40.0	1	1	40	37.5	100.0%
13/04/2021 05:00:00 AM	43.3	8	9	45	40.5	55.6%
13/04/2021 06:00:00 AM	43.8	27	32	50	38.4	68.8%
13/04/2021 07:00:00 AM	38.1	59	69	55	36.2	49.3%
13/04/2021 08:00:00 AM	33.7	144	169	45	34.2	32.0%
13/04/2021 09:00:00 AM	33.9	195	229	50	34.5	32.8%
13/04/2021 10:00:00 AM	34.2	206	242	45	35.0	29.8%
13/04/2021 11:00:00 AM	34.7	189	222	50	34.9	35.1%
13/04/2021 12:00:00 PM	33.5	182	214	50	33.9	33.2%
13/04/2021 01:00:00 PM	34.3	210	247	50	34.4	39.7%
13/04/2021 02:00:00 PM	34.2	182	214	50	34.1	38.8%
13/04/2021 03:00:00 PM	33.6	193	227	50	34.1	31.3%
13/04/2021 04:00:00 PM	32.7	253	298	45	34.0	25.2%
13/04/2021 05:00:00 PM	33.1	236	278	50	34.0	28.1%
13/04/2021 06:00:00 PM	33.6	195	229	50	34.4	30.1%
13/04/2021 07:00:00 PM	33.9	115	135	50	35.1	32.6%
13/04/2021 08:00:00 PM	34.6	71	83	45	34.5	39.8%
13/04/2021 09:00:00 PM	34.7	42	49	45	34.8	44.9%
13/04/2021 10:00:00 PM	35.0	21	25	50	35.5	40.0%
13/04/2021 11:00:00 PM	50.0	2	2	50	40.0	100.0%
14/04/2021 12:00:00 AM	42.5	5	6	45	38.8	66.7%
14/04/2021 01:00:00 AM	40.0	1	1	40	37.5	100.0%
14/04/2021 02:00:00 AM	45.0	1	1	45	42.5	100.0%
14/04/2021 03:00:00 AM	42.5	5	6	45	36.5	83.3%
14/04/2021 04:00:00 AM	45.0	2	2	45	40.0	100.0%
14/04/2021 05:00:00 AM	41.7	10	12	45	38.8	66.7%
14/04/2021 06:00:00 AM	43.0	23	27	55	37.8	70.4%
14/04/2021 07:00:00 AM	37.5	46	54	45	35.5	50.0%
14/04/2021 08:00:00 AM	35.0	145	171	45	34.5	45.0%
14/04/2021 09:00:00 AM	34.0	226	266	50	34.4	34.2%
14/04/2021 10:00:00 AM	34.2	189	222	45	34.4	36.5%
14/04/2021 11:00:00 AM	33.8	185	218	50	34.3	32.6%
14/04/2021 12:00:00 PM	33.4	200	235	50	34.1	30.6%
14/04/2021 01:00:00 PM	33.9	201	236	60	34.7	32.6%
14/04/2021 02:00:00 PM	34.3	173	203	50	35.2	30.0%
14/04/2021 03:00:00 PM	32.9	227	267	45	33.4	29.2%
14/04/2021 04:00:00 PM	33.5	248	292	45	33.9	32.5%

14/04/2021 05:00:00 PM	34.4	257	302	50	34.4	35.1%
14/04/2021 06:00:00 PM	35.3	191	225	45	34.8	40.4%
14/04/2021 07:00:00 PM	34.3	120	141	45	34.6	37.6%
14/04/2021 08:00:00 PM	38.1	71	83	45	35.4	57.8%
14/04/2021 09:00:00 PM	36.2	64	75	45	35.5	40.0%
14/04/2021 10:00:00 PM	36.7	21	25	55	37.0	44.0%
14/04/2021 11:00:00 PM	39.0	18	21	55	36.4	66.7%
15/04/2021 12:00:00 AM	45.0	3	3	45	35.8	100.0%
15/04/2021 01:00:00 AM	50.0	1	1	50	47.5	100.0%
15/04/2021 02:00:00 AM	45.0	1	1	45	42.5	100.0%
15/04/2021 03:00:00 AM	40.0	3	4	55	41.3	100.0%
15/04/2021 04:00:00 AM	35.0	2	2	35	32.5	50.0%
15/04/2021 05:00:00 AM	43.3	5	6	45	39.5	83.3%
15/04/2021 06:00:00 AM	40.0	14	17	55	37.5	58.8%
15/04/2021 07:00:00 AM	37.9	60	70	45	35.5	50.0%
15/04/2021 08:00:00 AM	36.7	142	167	50	35.8	40.1%
15/04/2021 09:00:00 AM	33.9	199	234	50	35.5	27.8%
15/04/2021 10:00:00 AM	34.8	215	253	45	34.6	39.9%
15/04/2021 11:00:00 AM	34.2	235	277	45	34.7	33.2%
15/04/2021 12:00:00 PM	33.5	174	205	45	33.9	32.7%
15/04/2021 01:00:00 PM	34.3	212	249	45	34.3	37.8%
15/04/2021 02:00:00 PM	33.3	190	224	50	34.4	27.7%
15/04/2021 03:00:00 PM	34.0	213	251	55	34.3	36.3%
15/04/2021 04:00:00 PM	33.5	229	269	55	34.0	32.7%
15/04/2021 05:00:00 PM	33.9	258	303	45	33.8	38.0%
15/04/2021 06:00:00 PM	34.9	230	271	55	34.9	39.5%
15/04/2021 07:00:00 PM	36.9	130	153	50	35.4	46.4%
15/04/2021 08:00:00 PM	37.0	76	90	50	35.2	53.3%
15/04/2021 09:00:00 PM	35.0	37	44	50	36.0	38.6%
15/04/2021 10:00:00 PM	39.2	26	30	50	35.9	63.3%
15/04/2021 11:00:00 PM	40.0	9	11	55	38.1	72.7%
16/04/2021 12:00:00 AM	50.0	3	4	55	45.8	75.0%
16/04/2021 01:00:00 AM	32.5	3	4	35	32.5	50.0%
16/04/2021 02:00:00 AM	60.0	2	2	60	47.5	100.0%
16/04/2021 03:00:00 AM	40.0	4	5	55	42.5	60.0%
16/04/2021 04:00:00 AM	45.0	4	5	50	42.5	60.0%
16/04/2021 05:00:00 AM	52.5	8	9	55	43.2	77.8%
16/04/2021 06:00:00 AM	36.2	22	26	55	35.0	61.5%
16/04/2021 07:00:00 AM	38.9	62	73	45	36.6	56.2%
16/04/2021 08:00:00 AM	34.2	133	157	50	35.0	35.0%
16/04/2021 09:00:00 AM	33.4	215	253	50	34.7	28.5%
16/04/2021 10:00:00 AM	33.5	241	284	50	34.0	31.7%
16/04/2021 11:00:00 AM	32.8	263	309	40	33.2	28.5%
16/04/2021 12:00:00 PM	33.3	253	298	50	34.4	29.5%
16/04/2021 01:00:00 PM	34.2	214	252	60	34.4	36.1%
16/04/2021 02:00:00 PM	34.0	248	292	50	34.3	35.3%
16/04/2021 03:00:00 PM	33.7	229	269	45	34.1	32.3%
16/04/2021 04:00:00 PM	34.2	294	346	45	34.3	35.0%
16/04/2021 05:00:00 PM	32.6	252	296	55	34.1	25.0%
16/04/2021 06:00:00 PM	34.0	196	230	45	33.8	37.8%

16/04/2021 07:00:00 PM	34.2	141	166	50	34.4	39.8%
16/04/2021 08:00:00 PM	35.6	78	92	55	35.9	38.0%
16/04/2021 09:00:00 PM	37.1	57	67	50	36.2	38.8%
16/04/2021 10:00:00 PM	35.8	30	35	40	34.0	57.1%
16/04/2021 11:00:00 PM	40.0	19	22	50	36.1	63.6%
17/04/2021 12:00:00 AM	45.0	10	12	50	39.7	75.0%
17/04/2021 01:00:00 AM	43.3	4	5	45	39.5	100.0%
17/04/2021 02:00:00 AM	55.0	1	1	55	52.5	100.0%
17/04/2021 03:00:00 AM	45.0	3	4	55	42.5	100.0%
17/04/2021 04:00:00 AM	40.0	1	1	40	37.5	100.0%
17/04/2021 05:00:00 AM	40.0	7	8	50	35.4	87.5%
17/04/2021 06:00:00 AM	35.0	4	5	50	40.0	40.0%
17/04/2021 07:00:00 AM	36.0	33	39	45	35.0	46.2%
17/04/2021 08:00:00 AM	34.6	82	97	50	34.6	41.2%
17/04/2021 09:00:00 AM	34.6	116	136	50	34.4	41.9%
17/04/2021 10:00:00 AM	33.1	196	231	45	33.8	29.4%
17/04/2021 11:00:00 AM	33.0	224	264	50	34.1	27.7%
17/04/2021 12:00:00 PM	33.0	182	214	50	33.7	30.8%
17/04/2021 01:00:00 PM	32.8	208	245	40	33.6	26.9%
17/04/2021 02:00:00 PM	34.5	162	191	45	35.0	32.5%
17/04/2021 03:00:00 PM	32.5	220	259	50	33.3	27.0%
17/04/2021 04:00:00 PM	33.4	191	225	50	34.1	32.9%
17/04/2021 05:00:00 PM	33.8	227	267	50	33.6	38.2%
17/04/2021 06:00:00 PM	34.8	199	234	50	34.5	41.9%
17/04/2021 07:00:00 PM	35.4	146	172	45	34.9	40.1%
17/04/2021 08:00:00 PM	37.9	105	123	50	35.8	52.0%
17/04/2021 09:00:00 PM	35.7	44	52	50	35.0	46.2%
17/04/2021 10:00:00 PM	36.0	35	41	45	34.5	56.1%
17/04/2021 11:00:00 PM	39.0	12	14	50	35.8	85.7%
18/04/2021 12:00:00 AM	42.5	8	9	45	37.5	66.7%
18/04/2021 01:00:00 AM	35.0	3	4	45	37.5	50.0%
18/04/2021 02:00:00 AM	40.0	2	2	40	35.0	100.0%
18/04/2021 03:00:00 AM	0.0	0	0	0	0.0	0.0%
18/04/2021 04:00:00 AM	45.0	1	1	45	42.5	100.0%
18/04/2021 05:00:00 AM	40.0	2	2	40	37.5	50.0%
18/04/2021 06:00:00 AM	42.5	6	7	45	36.7	85.7%
18/04/2021 07:00:00 AM	38.3	19	22	45	36.0	45.5%
18/04/2021 08:00:00 AM	36.4	41	48	55	35.5	45.8%
18/04/2021 09:00:00 AM	36.2	105	123	50	36.3	35.0%
18/04/2021 10:00:00 AM	33.5	145	171	50	35.1	28.7%
18/04/2021 11:00:00 AM	33.1	173	203	45	33.7	28.1%
18/04/2021 12:00:00 PM	33.8	223	262	50	33.9	35.9%
18/04/2021 01:00:00 PM	34.1	218	256	45	33.9	37.5%
18/04/2021 02:00:00 PM	32.5	222	261	45	33.6	25.3%
18/04/2021 03:00:00 PM	33.5	213	251	45	34.4	29.5%
18/04/2021 04:00:00 PM	33.9	232	273	60	34.4	32.6%
18/04/2021 05:00:00 PM	34.1	235	277	50	34.4	38.3%
18/04/2021 06:00:00 PM	34.2	230	271	50	34.4	39.1%
18/04/2021 07:00:00 PM	34.9	167	197	50	34.7	39.1%
18/04/2021 08:00:00 PM	36.1	102	120	45	34.6	48.3%

18/04/2021 09:00:00 PM	36.4	51	60	50	36.0	38.3%
18/04/2021 10:00:00 PM	39.4	28	33	50	36.8	63.6%
18/04/2021 11:00:00 PM	40.0	5	6	45	36.3	66.7%
19/04/2021 12:00:00 AM	37.5	4	5	40	35.8	60.0%
19/04/2021 01:00:00 AM	45.0	5	6	55	40.0	100.0%
19/04/2021 02:00:00 AM	65.0	2	2	65	62.5	50.0%
19/04/2021 03:00:00 AM	55.0	3	3	55	52.5	33.3%
19/04/2021 04:00:00 AM	40.0	3	3	40	37.5	33.3%
19/04/2021 05:00:00 AM	35.0	7	8	40	35.0	25.0%
19/04/2021 06:00:00 AM	41.7	20	23	50	37.1	56.5%
19/04/2021 07:00:00 AM	41.4	61	72	60	39.0	50.0%
19/04/2021 08:00:00 AM	34.0	171	201	45	34.2	33.3%
19/04/2021 09:00:00 AM	34.0	212	250	60	35.0	28.4%
19/04/2021 10:00:00 AM	34.2	204	240	55	34.7	34.6%
19/04/2021 11:00:00 AM	34.5	181	213	50	34.4	39.0%
19/04/2021 12:00:00 PM	34.2	210	247	50	34.4	36.4%
19/04/2021 01:00:00 PM	34.1	202	238	45	34.2	35.3%
19/04/2021 02:00:00 PM	34.5	207	243	45	34.5	38.7%
19/04/2021 03:00:00 PM	33.8	246	290	45	34.7	29.3%
19/04/2021 04:00:00 PM	33.9	252	297	45	34.4	34.0%
19/04/2021 05:00:00 PM	34.3	262	308	45	34.1	39.6%
19/04/2021 06:00:00 PM	34.1	196	231	50	34.6	32.5%
19/04/2021 07:00:00 PM	35.0	101	119	50	35.4	34.5%
19/04/2021 08:00:00 PM	35.4	68	80	50	34.6	45.0%
19/04/2021 09:00:00 PM	37.9	53	62	55	36.2	48.4%
19/04/2021 10:00:00 PM	40.0	20	23	45	37.1	56.5%
19/04/2021 11:00:00 PM	40.0	6	7	45	37.5	71.4%
20/04/2021 12:00:00 AM	45.0	3	3	45	42.5	33.3%
20/04/2021 01:00:00 AM	50.0	3	3	50	45.8	100.0%
20/04/2021 02:00:00 AM	55.0	2	2	55	52.5	50.0%
20/04/2021 03:00:00 AM	50.0	3	4	55	42.5	100.0%
20/04/2021 04:00:00 AM	45.0	1	1	45	42.5	100.0%
20/04/2021 05:00:00 AM	42.5	7	8	45	37.5	75.0%
20/04/2021 06:00:00 AM	40.0	18	21	50	38.1	42.9%
20/04/2021 07:00:00 AM	39.3	61	72	55	36.6	65.3%
20/04/2021 08:00:00 AM	35.0	152	179	50	34.9	41.3%
20/04/2021 09:00:00 AM	33.3	219	258	50	34.3	28.7%
20/04/2021 10:00:00 AM	33.8	212	249	50	35.0	27.7%
20/04/2021 11:00:00 AM	34.1	168	198	45	34.0	38.4%
20/04/2021 12:00:00 PM	34.1	206	242	45	33.9	38.0%
20/04/2021 01:00:00 PM	34.6	184	216	45	34.3	39.4%
20/04/2021 02:00:00 PM	34.5	207	243	45	34.2	40.7%
20/04/2021 03:00:00 PM	34.1	186	219	55	34.8	34.7%
20/04/2021 04:00:00 PM	33.8	231	272	50	34.1	33.8%
20/04/2021 05:00:00 PM	34.3	246	289	50	34.5	34.9%
20/04/2021 06:00:00 PM	33.3	197	232	50	33.5	33.6%
20/04/2021 07:00:00 PM	34.9	128	150	45	34.6	37.3%
20/04/2021 08:00:00 PM	36.1	70	82	50	35.2	45.1%
20/04/2021 09:00:00 PM	34.4	45	53	55	37.2	28.3%
20/04/2021 10:00:00 PM	37.5	32	38	55	36.6	44.7%

20/04/2021 11:00:00 PM	40.0	8	10	45	36.4	90.0%
21/04/2021 12:00:00 AM	42.5	7	8	45	36.8	87.5%
21/04/2021 01:00:00 AM	40.0	5	6	45	37.5	66.7%
21/04/2021 02:00:00 AM	35.0	3	4	55	42.5	50.0%
21/04/2021 03:00:00 AM	40.0	4	5	55	40.8	60.0%
21/04/2021 04:00:00 AM	50.0	2	2	50	45.0	100.0%
21/04/2021 05:00:00 AM	40.0	8	9	55	36.8	77.8%
21/04/2021 06:00:00 AM	41.7	18	21	50	38.4	81.0%
21/04/2021 07:00:00 AM	41.4	49	58	55	38.0	56.9%
21/04/2021 08:00:00 AM	34.1	151	178	45	33.9	39.9%
21/04/2021 09:00:00 AM	32.7	236	278	50	33.7	26.3%
21/04/2021 10:00:00 AM	33.7	190	224	50	33.9	35.3%
21/04/2021 11:00:00 AM	33.4	212	249	45	34.2	29.7%
21/04/2021 12:00:00 PM	32.9	226	266	45	34.0	25.9%
21/04/2021 01:00:00 PM	33.9	207	243	50	34.9	31.7%
21/04/2021 02:00:00 PM	34.0	196	230	55	34.1	37.8%
21/04/2021 03:00:00 PM	33.6	207	243	45	34.0	32.5%
21/04/2021 04:00:00 PM	35.0	235	277	50	35.4	34.3%
21/04/2021 05:00:00 PM	33.0	232	273	50	34.0	28.6%
21/04/2021 06:00:00 PM	34.1	188	221	50	34.1	40.7%
21/04/2021 07:00:00 PM	38.3	116	136	55	36.5	48.5%
21/04/2021 08:00:00 PM	34.3	83	98	50	34.6	41.8%
21/04/2021 09:00:00 PM	36.2	53	62	50	35.5	43.5%
21/04/2021 10:00:00 PM	43.8	25	29	50	37.8	62.1%
21/04/2021 11:00:00 PM	43.3	8	9	45	40.0	66.7%
22/04/2021 12:00:00 AM	35.0	4	5	40	34.2	60.0%
22/04/2021 01:00:00 AM	50.0	3	3	50	40.8	100.0%
22/04/2021 02:00:00 AM	65.0	3	3	65	49.2	100.0%
22/04/2021 03:00:00 AM	42.5	6	7	45	40.8	42.9%
22/04/2021 04:00:00 AM	45.0	2	2	45	40.0	100.0%
22/04/2021 05:00:00 AM	38.8	10	12	50	36.9	66.7%
22/04/2021 06:00:00 AM	40.0	18	21	50	37.0	52.4%
22/04/2021 07:00:00 AM	38.6	67	79	50	35.9	58.2%
22/04/2021 08:00:00 AM	35.0	147	173	50	34.8	39.9%
22/04/2021 09:00:00 AM	33.5	213	251	45	34.4	30.3%
22/04/2021 10:00:00 AM	34.7	192	226	50	34.5	41.6%
22/04/2021 11:00:00 AM	33.1	223	262	50	34.4	25.6%
22/04/2021 12:00:00 PM	33.2	183	215	45	34.4	27.0%
22/04/2021 01:00:00 PM	34.0	192	226	45	34.5	32.3%
22/04/2021 02:00:00 PM	34.6	193	227	45	34.7	35.2%
22/04/2021 03:00:00 PM	33.6	225	265	40	33.8	33.2%
22/04/2021 04:00:00 PM	33.6	257	302	50	33.8	34.4%
22/04/2021 05:00:00 PM	32.2	221	260	50	34.8	21.9%
22/04/2021 06:00:00 PM	32.1	197	232	45	34.0	22.0%
22/04/2021 07:00:00 PM	34.1	120	141	45	34.1	36.9%
22/04/2021 08:00:00 PM	34.3	85	100	50	34.9	34.0%
22/04/2021 09:00:00 PM	34.6	65	77	45	34.6	42.9%
22/04/2021 10:00:00 PM	35.0	24	28	40	33.6	64.3%
22/04/2021 11:00:00 PM	40.0	11	13	45	36.5	76.9%
23/04/2021 12:00:00 AM	45.0	5	6	50	43.8	66.7%

23/04/2021 01:00:00 AM	45.0	1	1	45	42.5	100.0%
23/04/2021 02:00:00 AM	55.0	2	2	55	52.5	100.0%
23/04/2021 03:00:00 AM	40.0	5	6	50	40.8	50.0%
23/04/2021 04:00:00 AM	40.0	3	4	45	37.5	75.0%
23/04/2021 05:00:00 AM	47.5	8	9	50	39.2	66.7%
23/04/2021 06:00:00 AM	41.7	20	24	50	37.5	62.5%
23/04/2021 07:00:00 AM	38.8	54	63	50	36.3	44.4%
23/04/2021 08:00:00 AM	34.5	167	196	50	34.4	39.8%
23/04/2021 09:00:00 AM	33.9	234	275	50	34.4	32.0%
23/04/2021 10:00:00 AM	34.0	237	279	45	34.2	32.6%
23/04/2021 11:00:00 AM	33.8	253	298	45	34.3	32.6%
23/04/2021 12:00:00 PM	33.1	219	258	45	33.6	29.1%
23/04/2021 01:00:00 PM	33.8	207	244	45	34.2	32.4%
23/04/2021 02:00:00 PM	33.9	235	277	45	34.5	32.1%
23/04/2021 03:00:00 PM	34.1	235	276	50	34.4	35.9%
23/04/2021 04:00:00 PM	33.2	288	339	45	34.0	28.6%
23/04/2021 05:00:00 PM	32.4	251	295	45	33.5	24.4%
23/04/2021 06:00:00 PM	34.0	199	234	50	34.6	33.3%
23/04/2021 07:00:00 PM	36.3	122	144	50	35.0	47.2%
23/04/2021 08:00:00 PM	36.9	91	107	50	36.2	38.3%
23/04/2021 09:00:00 PM	36.7	55	65	50	35.4	50.8%
23/04/2021 10:00:00 PM	37.5	38	45	45	35.5	51.1%
23/04/2021 11:00:00 PM	36.2	14	17	40	35.4	41.2%
24/04/2021 12:00:00 AM	42.5	10	12	50	39.6	58.3%
24/04/2021 01:00:00 AM	60.0	2	2	60	52.5	100.0%
24/04/2021 02:00:00 AM	45.0	1	1	45	42.5	100.0%
24/04/2021 03:00:00 AM	50.0	7	8	60	40.8	75.0%
24/04/2021 04:00:00 AM	45.0	4	5	50	39.5	100.0%
24/04/2021 05:00:00 AM	40.0	4	5	50	42.5	40.0%
24/04/2021 06:00:00 AM	40.0	14	16	65	39.3	68.8%
24/04/2021 07:00:00 AM	40.0	25	29	50	36.6	58.6%
24/04/2021 08:00:00 AM	34.8	81	95	45	34.7	35.8%
24/04/2021 09:00:00 AM	34.4	135	159	45	34.4	36.5%
24/04/2021 10:00:00 AM	32.3	175	206	50	34.5	22.3%
24/04/2021 11:00:00 AM	33.4	230	271	45	34.2	30.6%
24/04/2021 12:00:00 PM	33.4	230	270	45	33.8	30.7%
24/04/2021 01:00:00 PM	34.0	210	247	50	34.8	28.7%
24/04/2021 02:00:00 PM	33.2	191	225	70	34.7	28.9%
24/04/2021 03:00:00 PM	34.1	180	212	50	34.4	35.4%
24/04/2021 04:00:00 PM	34.4	190	223	50	35.0	34.1%
24/04/2021 05:00:00 PM	33.7	220	259	50	34.3	31.7%
24/04/2021 06:00:00 PM	34.1	205	241	50	34.2	38.2%
24/04/2021 07:00:00 PM	35.7	141	166	50	34.8	46.4%
24/04/2021 08:00:00 PM	36.6	105	123	50	35.1	48.8%
24/04/2021 09:00:00 PM	38.6	72	85	50	36.9	45.9%
24/04/2021 10:00:00 PM	36.2	32	38	50	35.9	42.1%
24/04/2021 11:00:00 PM	40.0	17	20	50	35.8	60.0%
25/04/2021 12:00:00 AM	35.0	8	10	45	35.5	50.0%
25/04/2021 01:00:00 AM	30.0	2	2	30	0.0	0.0%
25/04/2021 02:00:00 AM	0.0	0	0	0	0.0	0.0%

25/04/2021 03:00:00 AM	0.0	0	0	0	0.0	0.0%
25/04/2021 04:00:00 AM	30.0	1	1	30	0.0	0.0%
25/04/2021 05:00:00 AM	30.0	3	4	40	37.5	25.0%
25/04/2021 06:00:00 AM	40.0	1	1	40	37.5	100.0%
25/04/2021 07:00:00 AM	36.7	16	19	45	34.3	73.7%
25/04/2021 08:00:00 AM	37.8	34	40	55	36.7	45.0%
25/04/2021 09:00:00 AM	34.8	80	94	45	34.9	40.4%
25/04/2021 10:00:00 AM	34.3	139	164	50	34.6	38.4%
25/04/2021 11:00:00 AM	33.0	211	248	40	33.4	29.0%
25/04/2021 12:00:00 PM	33.3	203	239	50	33.9	31.8%
25/04/2021 01:00:00 PM	33.2	193	227	50	33.8	30.4%
25/04/2021 02:00:00 PM	33.1	209	246	45	33.4	30.9%
25/04/2021 03:00:00 PM	33.4	241	284	45	34.1	29.6%
25/04/2021 04:00:00 PM	33.1	273	321	55	33.9	28.7%
25/04/2021 05:00:00 PM	34.3	250	294	45	34.2	38.8%
25/04/2021 06:00:00 PM	35.6	218	257	55	35.1	44.7%
25/04/2021 07:00:00 PM	35.3	137	161	50	34.6	50.9%
25/04/2021 08:00:00 PM	36.9	78	92	45	35.6	43.5%
25/04/2021 09:00:00 PM	35.8	42	49	50	34.9	46.9%
25/04/2021 10:00:00 PM	40.0	20	24	50	37.2	62.5%
25/04/2021 11:00:00 PM	32.5	4	5	35	32.5	40.0%
26/04/2021 12:00:00 AM	0.0	0	0	0	0.0	0.0%
26/04/2021 01:00:00 AM	45.0	6	7	55	39.5	71.4%
26/04/2021 02:00:00 AM	60.0	2	2	60	50.0	100.0%
26/04/2021 03:00:00 AM	45.0	3	4	55	42.5	75.0%
26/04/2021 04:00:00 AM	35.0	1	1	35	32.5	100.0%
26/04/2021 05:00:00 AM	45.0	13	15	55	38.0	66.7%
26/04/2021 06:00:00 AM	38.3	31	37	50	36.6	45.9%
26/04/2021 07:00:00 AM	40.0	57	67	60	37.5	58.2%
26/04/2021 08:00:00 AM	34.5	149	175	55	34.8	38.3%
26/04/2021 09:00:00 AM	33.1	197	232	45	33.8	28.9%
26/04/2021 10:00:00 AM	32.9	218	256	45	34.1	25.0%
26/04/2021 11:00:00 AM	34.2	188	221	50	34.4	33.9%
26/04/2021 12:00:00 PM	34.5	193	227	45	34.2	41.4%
26/04/2021 01:00:00 PM	34.2	191	225	70	34.8	35.1%
26/04/2021 02:00:00 PM	34.0	179	211	45	34.1	35.1%
26/04/2021 03:00:00 PM	33.6	222	261	50	34.6	31.4%
26/04/2021 04:00:00 PM	33.0	261	307	50	34.0	27.7%
26/04/2021 05:00:00 PM	33.1	267	314	45	34.3	26.1%
26/04/2021 06:00:00 PM	35.2	163	192	55	35.3	38.0%
26/04/2021 07:00:00 PM	34.8	100	118	50	35.2	36.4%
26/04/2021 08:00:00 PM	37.3	70	82	50	35.8	46.3%
26/04/2021 09:00:00 PM	34.7	45	53	50	34.6	49.1%
26/04/2021 10:00:00 PM	36.7	21	25	45	35.0	56.0%
26/04/2021 11:00:00 PM	30.0	3	4	45	42.5	25.0%
27/04/2021 12:00:00 AM	42.5	4	5	45	36.5	100.0%
27/04/2021 01:00:00 AM	45.0	1	1	45	42.5	100.0%
27/04/2021 02:00:00 AM	55.0	3	3	55	50.0	66.7%
27/04/2021 03:00:00 AM	40.0	3	4	55	40.8	75.0%
27/04/2021 04:00:00 AM	40.0	3	4	45	36.3	100.0%

27/04/2021 05:00:00 AM	43.3	10	12	50	39.4	66.7%
27/04/2021 06:00:00 AM	42.5	15	18	50	38.4	61.1%
27/04/2021 07:00:00 AM	38.8	43	51	50	36.9	49.0%
27/04/2021 08:00:00 AM	33.7	159	187	45	34.0	31.6%
27/04/2021 09:00:00 AM	32.9	226	266	50	34.0	27.1%
27/04/2021 10:00:00 AM	33.3	134	158	40	33.9	28.5%
27/04/2021 11:00:00 AM	33.3	163	192	45	34.1	29.7%
27/04/2021 12:00:00 PM	32.8	207	243	45	33.9	25.5%
27/04/2021 01:00:00 PM	34.5	160	188	50	35.1	33.5%
27/04/2021 02:00:00 PM	33.1	178	210	40	33.9	28.1%
27/04/2021 03:00:00 PM	33.9	170	200	50	34.7	32.0%
27/04/2021 04:00:00 PM	33.3	193	227	50	34.1	29.5%
27/04/2021 05:00:00 PM	33.4	208	245	50	34.5	27.8%
27/04/2021 06:00:00 PM	33.9	183	215	50	34.1	35.8%
27/04/2021 07:00:00 PM	34.9	117	138	50	35.4	39.9%
27/04/2021 08:00:00 PM	33.8	55	65	40	33.9	33.8%
27/04/2021 09:00:00 PM	36.7	24	28	50	36.5	35.7%
27/04/2021 10:00:00 PM	40.0	8	9	45	37.5	55.6%
27/04/2021 11:00:00 PM	30.0	2	2	30	0.0	0.0%
28/04/2021 12:00:00 AM	45.0	3	3	45	40.0	66.7%
28/04/2021 01:00:00 AM	0.0	0	0	0	0.0	0.0%
28/04/2021 02:00:00 AM	50.0	1	1	50	47.5	100.0%
28/04/2021 03:00:00 AM	40.0	3	3	40	35.0	66.7%
28/04/2021 04:00:00 AM	0.0	0	0	0	0.0	0.0%
28/04/2021 05:00:00 AM	42.5	12	14	50	39.4	57.1%
28/04/2021 06:00:00 AM	39.4	23	27	50	36.9	63.0%
28/04/2021 07:00:00 AM	38.8	38	45	50	36.7	53.3%
28/04/2021 08:00:00 AM	34.7	146	172	55	35.4	30.8%
28/04/2021 09:00:00 AM	32.6	233	274	45	33.8	25.2%
28/04/2021 10:00:00 AM	33.2	227	267	40	33.5	31.5%
28/04/2021 11:00:00 AM	32.8	194	228	45	33.6	27.6%
28/04/2021 12:00:00 PM	32.6	191	225	45	34.5	22.7%
28/04/2021 01:00:00 PM	33.8	203	239	45	34.0	33.1%
28/04/2021 02:00:00 PM	34.4	191	225	55	34.3	39.1%
28/04/2021 03:00:00 PM	32.9	196	231	50	34.2	26.8%
28/04/2021 04:00:00 PM	34.1	207	243	55	34.7	35.8%
28/04/2021 05:00:00 PM	32.6	213	251	40	33.2	27.1%
28/04/2021 06:00:00 PM	34.4	194	228	45	34.3	37.7%
28/04/2021 07:00:00 PM	35.0	110	130	50	34.5	46.9%
28/04/2021 08:00:00 PM	35.5	69	81	50	35.4	34.6%
28/04/2021 09:00:00 PM	35.0	32	38	50	35.5	39.5%
28/04/2021 10:00:00 PM	36.7	25	29	45	35.7	37.9%
28/04/2021 11:00:00 PM	42.5	7	8	45	37.5	62.5%
29/04/2021 12:00:00 AM	35.0	8	9	40	33.3	66.7%
29/04/2021 01:00:00 AM	40.0	2	2	40	37.5	50.0%
29/04/2021 02:00:00 AM	55.0	3	3	55	45.0	66.7%
29/04/2021 03:00:00 AM	40.0	5	6	50	37.5	83.3%
29/04/2021 04:00:00 AM	45.0	1	1	45	42.5	100.0%
29/04/2021 05:00:00 AM	45.0	10	12	50	38.9	91.7%
29/04/2021 06:00:00 AM	34.2	15	18	40	33.8	44.4%

29/04/2021 07:00:00 AM	38.3	37	44	55	37.2	43.2%
29/04/2021 08:00:00 AM	34.7	112	132	45	34.4	40.2%
29/04/2021 09:00:00 AM	31.8	180	212	45	33.4	21.7%
29/04/2021 10:00:00 AM	33.3	190	223	50	34.7	25.6%
29/04/2021 11:00:00 AM	31.9	162	190	50	33.9	21.1%
29/04/2021 12:00:00 PM	33.7	207	244	40	34.1	30.7%
29/04/2021 01:00:00 PM	33.5	185	218	45	34.0	31.7%
29/04/2021 02:00:00 PM	34.0	183	215	45	34.6	29.8%
29/04/2021 03:00:00 PM	33.1	208	245	45	33.8	29.4%
29/04/2021 04:00:00 PM	33.6	246	289	50	33.7	34.6%
29/04/2021 05:00:00 PM	33.3	243	286	50	34.3	28.7%
29/04/2021 06:00:00 PM	34.3	187	220	55	34.5	36.4%
29/04/2021 07:00:00 PM	34.9	122	144	50	35.0	38.9%
29/04/2021 08:00:00 PM	36.1	73	86	50	35.6	43.0%
29/04/2021 09:00:00 PM	35.0	45	53	65	36.4	50.9%
29/04/2021 10:00:00 PM	36.7	26	31	50	36.7	38.7%
29/04/2021 11:00:00 PM	40.0	2	2	40	37.5	50.0%
30/04/2021 12:00:00 AM	35.0	5	6	40	33.5	83.3%
30/04/2021 01:00:00 AM	40.0	5	6	45	35.8	100.0%
30/04/2021 02:00:00 AM	60.0	3	3	60	47.5	100.0%
30/04/2021 03:00:00 AM	40.0	8	10	50	38.1	90.0%
30/04/2021 04:00:00 AM	55.0	3	3	55	45.8	100.0%
30/04/2021 05:00:00 AM	45.0	8	10	50	41.3	80.0%
30/04/2021 06:00:00 AM	39.5	26	30	50	37.8	63.3%
30/04/2021 07:00:00 AM	37.2	57	67	45	35.1	53.7%
30/04/2021 08:00:00 AM	31.6	163	192	45	33.8	20.3%
30/04/2021 09:00:00 AM	30.0	235	276	40	33.5	14.9%
30/04/2021 10:00:00 AM	32.8	263	309	45	34.4	23.0%
30/04/2021 11:00:00 AM	32.3	285	335	45	33.8	23.3%
30/04/2021 12:00:00 PM	33.1	258	304	45	34.3	26.3%
30/04/2021 01:00:00 PM	33.1	233	274	45	33.8	28.5%
30/04/2021 02:00:00 PM	33.4	219	258	50	34.4	29.1%
30/04/2021 03:00:00 PM	33.7	234	275	45	34.3	29.8%
30/04/2021 04:00:00 PM	31.5	253	298	45	33.6	20.1%
30/04/2021 05:00:00 PM	32.6	242	285	45	33.9	25.3%
30/04/2021 06:00:00 PM	32.5	170	200	45	33.6	25.0%
30/04/2021 07:00:00 PM	34.6	105	124	50	35.0	41.1%
30/04/2021 08:00:00 PM	35.6	71	84	60	36.2	36.9%
30/04/2021 09:00:00 PM	35.6	54	64	55	34.9	51.6%
30/04/2021 10:00:00 PM	34.0	30	35	40	33.7	37.1%
30/04/2021 11:00:00 PM	43.8	13	15	50	37.9	80.0%
01/05/2021 12:00:00 AM	32.5	8	10	40	34.2	30.0%
01/05/2021 01:00:00 AM	42.5	6	7	45	37.5	71.4%
01/05/2021 02:00:00 AM	40.0	3	4	55	45.0	50.0%
01/05/2021 03:00:00 AM	30.0	1	1	30	0.0	0.0%
01/05/2021 04:00:00 AM	40.0	2	2	40	35.0	100.0%
01/05/2021 05:00:00 AM	42.5	8	9	45	37.5	66.7%
01/05/2021 06:00:00 AM	38.3	8	10	50	36.8	70.0%
01/05/2021 07:00:00 AM	38.3	31	37	65	38.0	54.1%
01/05/2021 08:00:00 AM	35.0	69	81	45	35.0	42.0%

01/05/2021 09:00:00 AM	33.8	131	154	55	34.4	32.5%
01/05/2021 10:00:00 AM	34.0	197	232	50	34.5	32.8%
01/05/2021 11:00:00 AM	32.9	209	246	50	33.5	29.7%
01/05/2021 12:00:00 PM	32.6	234	275	40	33.5	25.8%
01/05/2021 01:00:00 PM	32.8	192	226	45	33.5	28.3%
01/05/2021 02:00:00 PM	33.1	185	218	45	33.6	29.8%
01/05/2021 03:00:00 PM	33.5	229	269	45	34.1	29.0%
01/05/2021 04:00:00 PM	33.8	212	250	50	34.6	31.2%
01/05/2021 05:00:00 PM	33.4	177	208	45	33.7	31.7%
01/05/2021 06:00:00 PM	34.5	169	199	50	35.1	38.7%
01/05/2021 07:00:00 PM	36.7	109	128	50	35.7	41.4%
01/05/2021 08:00:00 PM	36.0	88	103	45	34.7	46.6%
01/05/2021 09:00:00 PM	37.7	49	58	55	35.5	60.3%
01/05/2021 10:00:00 PM	34.2	36	42	40	33.8	38.1%
01/05/2021 11:00:00 PM	40.0	19	22	50	35.4	63.6%
02/05/2021 12:00:00 AM	31.7	10	12	35	32.5	25.0%
02/05/2021 01:00:00 AM	35.0	5	6	45	35.0	66.7%
02/05/2021 02:00:00 AM	30.0	2	2	30	0.0	0.0%
02/05/2021 03:00:00 AM	35.0	1	1	35	32.5	100.0%
02/05/2021 04:00:00 AM	40.0	2	2	40	37.5	100.0%
02/05/2021 05:00:00 AM	45.0	2	2	45	42.5	50.0%
02/05/2021 06:00:00 AM	40.0	3	4	45	37.5	75.0%
02/05/2021 07:00:00 AM	43.0	21	25	55	40.2	60.0%
02/05/2021 08:00:00 AM	36.7	52	61	60	38.0	34.4%
02/05/2021 09:00:00 AM	34.3	100	118	50	34.9	36.4%
02/05/2021 10:00:00 AM	33.4	142	167	45	33.8	32.9%
02/05/2021 11:00:00 AM	33.2	208	245	45	33.8	30.6%
02/05/2021 12:00:00 PM	32.7	233	274	55	33.6	27.4%
02/05/2021 01:00:00 PM	33.5	211	248	40	33.7	31.5%
02/05/2021 02:00:00 PM	33.0	192	226	45	34.0	27.0%
02/05/2021 03:00:00 PM	33.2	235	276	45	33.4	32.6%
02/05/2021 04:00:00 PM	33.3	213	251	45	33.8	31.9%
02/05/2021 05:00:00 PM	34.6	205	241	50	34.4	42.3%
02/05/2021 06:00:00 PM	34.2	192	226	50	34.4	34.5%
02/05/2021 07:00:00 PM	35.8	115	135	45	34.3	54.1%
02/05/2021 08:00:00 PM	37.1	82	97	50	35.6	48.5%
02/05/2021 09:00:00 PM	37.5	45	53	50	36.2	43.4%
02/05/2021 10:00:00 PM	40.0	22	26	50	37.1	46.2%
02/05/2021 11:00:00 PM	38.3	11	13	45	36.7	46.2%
03/05/2021 12:00:00 AM	32.5	3	4	35	32.5	50.0%
03/05/2021 01:00:00 AM	28.8	5	6	30	0.0	0.0%
03/05/2021 02:00:00 AM	45.0	3	4	65	46.3	100.0%
03/05/2021 03:00:00 AM	40.0	3	4	45	37.5	100.0%
03/05/2021 04:00:00 AM	0.0	0	0	0	0.0	0.0%
03/05/2021 05:00:00 AM	37.5	8	10	40	36.5	50.0%
03/05/2021 06:00:00 AM	40.0	8	9	45	36.1	77.8%
03/05/2021 07:00:00 AM	37.9	28	33	50	37.5	36.4%
03/05/2021 08:00:00 AM	33.6	61	72	50	34.0	36.1%
03/05/2021 09:00:00 AM	35.8	87	102	45	35.1	41.2%
03/05/2021 10:00:00 AM	33.3	202	238	50	34.6	29.0%

03/05/2021 11:00:00 AM	32.2	306	360	45	33.3	24.2%
03/05/2021 12:00:00 PM	33.2	200	235	45	34.0	27.2%
03/05/2021 01:00:00 PM	31.3	173	203	40	33.0	19.2%
03/05/2021 02:00:00 PM	31.6	129	152	40	33.1	21.1%
03/05/2021 03:00:00 PM	33.1	70	82	45	34.3	26.8%
03/05/2021 04:00:00 PM	31.7	48	56	35	32.5	21.4%
03/05/2021 05:00:00 PM	29.6	31	37	40	33.5	13.5%
03/05/2021 06:00:00 PM	32.9	26	31	40	33.6	29.0%
03/05/2021 07:00:00 PM	32.5	13	15	35	32.5	26.7%
03/05/2021 08:00:00 PM	35.0	20	23	45	35.0	34.8%
03/05/2021 09:00:00 PM	36.7	12	14	40	35.0	42.9%
03/05/2021 10:00:00 PM	38.3	11	13	45	35.3	69.2%
03/05/2021 11:00:00 PM	30.0	3	4	35	32.5	25.0%
04/05/2021 12:00:00 AM	45.0	3	4	50	42.5	75.0%
04/05/2021 01:00:00 AM	35.0	1	1	35	32.5	100.0%
04/05/2021 02:00:00 AM	50.0	3	3	50	40.0	66.7%
04/05/2021 03:00:00 AM	0.0	0	0	0	0.0	0.0%
04/05/2021 04:00:00 AM	0.0	0	0	0	0.0	0.0%
04/05/2021 05:00:00 AM	37.5	11	13	40	35.0	61.5%
04/05/2021 06:00:00 AM	38.8	14	16	45	35.8	56.3%
04/05/2021 07:00:00 AM	37.0	31	36	45	35.0	50.0%
04/05/2021 08:00:00 AM	34.0	80	94	50	34.7	31.9%
04/05/2021 09:00:00 AM	33.0	110	130	45	34.2	26.9%
04/05/2021 10:00:00 AM	34.3	133	156	50	34.4	35.3%
04/05/2021 11:00:00 AM	33.3	104	122	45	33.7	30.3%
04/05/2021 12:00:00 PM	32.7	120	141	45	33.7	27.7%
04/05/2021 01:00:00 PM	33.7	128	150	45	33.6	37.3%
04/05/2021 02:00:00 PM	34.3	122	144	45	34.3	36.1%
04/05/2021 03:00:00 PM	34.5	144	170	45	34.6	37.6%
04/05/2021 04:00:00 PM	34.0	156	183	45	34.0	33.9%
04/05/2021 05:00:00 PM	32.9	120	141	45	34.5	23.4%
04/05/2021 06:00:00 PM	34.1	128	151	45	34.8	31.1%
04/05/2021 07:00:00 PM	35.8	77	91	45	35.3	37.4%
04/05/2021 08:00:00 PM	36.1	48	56	45	34.6	46.4%
04/05/2021 09:00:00 PM	35.0	33	39	40	34.2	46.2%
04/05/2021 10:00:00 PM	35.0	16	19	45	35.3	47.4%
04/05/2021 11:00:00 PM	45.0	8	9	50	37.5	66.7%
05/05/2021 12:00:00 AM	40.0	5	6	45	37.5	50.0%
05/05/2021 01:00:00 AM	30.0	1	1	30	0.0	0.0%
05/05/2021 02:00:00 AM	50.0	3	3	50	40.8	100.0%
05/05/2021 03:00:00 AM	40.0	6	7	50	38.3	85.7%
05/05/2021 04:00:00 AM	50.0	3	3	50	42.5	100.0%
05/05/2021 05:00:00 AM	44.0	12	14	50	39.8	78.6%
05/05/2021 06:00:00 AM	38.3	19	22	45	35.6	59.1%
05/05/2021 07:00:00 AM	37.7	51	60	45	35.2	58.3%
05/05/2021 08:00:00 AM	34.2	145	171	45	34.3	36.8%
05/05/2021 09:00:00 AM	33.3	241	284	45	34.3	28.5%
05/05/2021 10:00:00 AM	32.4	218	257	45	33.7	24.5%
05/05/2021 11:00:00 AM	32.5	240	282	50	33.6	25.5%
05/05/2021 12:00:00 PM	33.5	196	230	45	33.7	32.2%

05/05/2021 01:00:00 PM	33.7	187	220	45	33.7	35.0%
05/05/2021 02:00:00 PM	33.5	188	221	55	34.4	29.4%
05/05/2021 03:00:00 PM	34.5	212	249	50	35.0	34.1%
05/05/2021 04:00:00 PM	33.9	229	269	45	34.3	33.8%
05/05/2021 05:00:00 PM	33.6	212	249	50	33.8	33.7%
05/05/2021 06:00:00 PM	33.3	175	206	45	33.8	30.6%
05/05/2021 07:00:00 PM	34.3	108	127	50	34.5	39.4%
05/05/2021 08:00:00 PM	38.3	55	65	50	37.3	40.0%
05/05/2021 09:00:00 PM	36.0	27	32	45	35.0	43.8%
05/05/2021 10:00:00 PM	37.5	16	19	50	35.7	57.9%
05/05/2021 11:00:00 PM	35.0	3	3	35	32.5	66.7%
06/05/2021 12:00:00 AM	42.5	8	9	45	36.1	77.8%
06/05/2021 01:00:00 AM	50.0	3	3	50	40.0	66.7%
06/05/2021 02:00:00 AM	60.0	1	1	60	57.5	100.0%
06/05/2021 03:00:00 AM	45.0	4	5	55	40.5	100.0%
06/05/2021 04:00:00 AM	55.0	3	3	55	45.8	100.0%
06/05/2021 05:00:00 AM	42.5	7	8	45	37.5	62.5%
06/05/2021 06:00:00 AM	41.7	20	24	50	37.5	66.7%
06/05/2021 07:00:00 AM	38.2	70	82	55	35.9	53.7%
06/05/2021 08:00:00 AM	34.4	170	200	50	34.5	39.5%
06/05/2021 09:00:00 AM	33.1	213	251	50	34.4	27.5%
06/05/2021 10:00:00 AM	33.3	214	252	50	33.6	31.7%
06/05/2021 11:00:00 AM	33.4	181	213	45	33.6	32.9%
06/05/2021 12:00:00 PM	33.1	245	288	50	33.9	29.2%
06/05/2021 01:00:00 PM	34.2	195	229	45	34.2	35.4%
06/05/2021 02:00:00 PM	33.9	184	217	45	34.2	34.1%
06/05/2021 03:00:00 PM	33.6	201	237	45	34.2	32.9%
06/05/2021 04:00:00 PM	34.1	206	242	45	34.3	32.6%
06/05/2021 05:00:00 PM	34.0	176	207	50	34.9	32.9%
06/05/2021 06:00:00 PM	33.8	78	92	45	34.2	31.5%
06/05/2021 07:00:00 PM	35.6	81	95	50	35.5	38.9%
06/05/2021 08:00:00 PM	37.5	56	66	45	35.3	54.5%
06/05/2021 09:00:00 PM	34.6	35	41	50	35.7	41.5%
06/05/2021 10:00:00 PM	41.2	25	29	50	36.5	69.0%
06/05/2021 11:00:00 PM	39.0	10	12	45	37.5	58.3%
07/05/2021 12:00:00 AM	40.0	4	5	45	35.5	100.0%
07/05/2021 01:00:00 AM	45.0	1	1	45	42.5	100.0%
07/05/2021 02:00:00 AM	55.0	2	2	55	50.0	100.0%
07/05/2021 03:00:00 AM	45.0	4	5	55	42.5	80.0%
07/05/2021 04:00:00 AM	40.0	3	3	40	37.5	66.7%
07/05/2021 05:00:00 AM	47.5	6	7	50	43.5	71.4%
07/05/2021 06:00:00 AM	40.0	13	15	50	38.2	46.7%
07/05/2021 07:00:00 AM	38.2	63	74	50	35.6	56.8%
07/05/2021 08:00:00 AM	33.5	137	161	45	33.7	36.0%
07/05/2021 09:00:00 AM	33.0	241	283	45	34.6	24.7%
07/05/2021 10:00:00 AM	33.2	241	284	45	33.6	32.0%
07/05/2021 11:00:00 AM	32.8	290	341	45	33.6	27.0%
07/05/2021 12:00:00 PM	32.9	214	252	50	33.6	28.6%
07/05/2021 01:00:00 PM	33.3	215	253	45	33.7	32.4%
07/05/2021 02:00:00 PM	33.2	205	241	45	33.7	30.3%

07/05/2021 03:00:00 PM	34.3	226	266	50	34.3	36.8%
07/05/2021 04:00:00 PM	32.8	258	304	45	33.8	26.0%
07/05/2021 05:00:00 PM	33.5	184	216	50	34.2	31.9%
07/05/2021 06:00:00 PM	33.6	156	183	45	34.3	31.1%
07/05/2021 07:00:00 PM	35.4	106	125	45	34.8	44.8%
07/05/2021 08:00:00 PM	34.8	54	64	60	34.8	48.4%
07/05/2021 09:00:00 PM	33.8	42	49	45	34.4	32.7%
07/05/2021 10:00:00 PM	35.0	18	21	45	35.0	57.1%
07/05/2021 11:00:00 PM	38.3	15	18	50	36.5	55.6%
08/05/2021 12:00:00 AM	42.5	11	13	60	43.8	30.8%
08/05/2021 01:00:00 AM	45.0	4	5	55	39.5	100.0%
08/05/2021 02:00:00 AM	0.0	0	0	0	0.0	0.0%
08/05/2021 03:00:00 AM	40.0	2	2	40	37.5	100.0%
08/05/2021 04:00:00 AM	45.0	1	1	45	42.5	100.0%
08/05/2021 05:00:00 AM	45.0	7	8	55	39.5	62.5%
08/05/2021 06:00:00 AM	35.0	8	9	50	35.5	55.6%
08/05/2021 07:00:00 AM	36.0	31	37	45	35.5	40.5%
08/05/2021 08:00:00 AM	34.2	53	62	50	35.8	32.3%
08/05/2021 09:00:00 AM	33.5	63	74	45	34.2	31.1%
08/05/2021 10:00:00 AM	33.6	45	53	45	33.9	34.0%
08/05/2021 11:00:00 AM	32.5	39	46	40	32.9	28.3%
08/05/2021 12:00:00 PM	35.0	37	43	40	34.6	32.6%
08/05/2021 01:00:00 PM	33.0	28	33	50	35.6	24.2%
08/05/2021 02:00:00 PM	33.3	38	45	45	34.8	28.9%
08/05/2021 03:00:00 PM	33.6	53	62	45	34.6	27.4%
08/05/2021 04:00:00 PM	32.3	58	68	45	33.8	23.5%
08/05/2021 05:00:00 PM	34.3	62	73	45	34.6	32.9%
08/05/2021 06:00:00 PM	35.0	68	80	45	35.0	37.5%
08/05/2021 07:00:00 PM	38.7	81	95	55	36.5	49.5%
08/05/2021 08:00:00 PM	33.3	56	66	45	34.0	30.3%
08/05/2021 09:00:00 PM	34.5	32	38	55	35.0	42.1%
08/05/2021 10:00:00 PM	33.6	21	25	45	34.2	36.0%
08/05/2021 11:00:00 PM	33.3	5	6	35	32.5	50.0%
09/05/2021 12:00:00 AM	30.0	1	1	30	0.0	0.0%
09/05/2021 01:00:00 AM	35.0	1	1	35	32.5	100.0%
09/05/2021 02:00:00 AM	0.0	0	0	0	0.0	0.0%
09/05/2021 03:00:00 AM	45.0	1	1	45	42.5	100.0%
09/05/2021 04:00:00 AM	50.0	3	3	50	37.5	100.0%
09/05/2021 05:00:00 AM	0.0	0	0	0	0.0	0.0%
09/05/2021 06:00:00 AM	35.0	2	2	35	32.5	50.0%
09/05/2021 07:00:00 AM	38.3	11	13	45	36.7	46.2%
09/05/2021 08:00:00 AM	36.7	18	21	45	35.3	42.9%
09/05/2021 09:00:00 AM	35.7	46	54	45	35.0	40.7%
09/05/2021 10:00:00 AM	33.2	98	115	45	33.6	31.3%
09/05/2021 11:00:00 AM	33.2	145	171	45	33.8	30.4%
09/05/2021 12:00:00 PM	33.7	182	214	45	33.5	37.4%
09/05/2021 01:00:00 PM	33.5	170	200	50	34.3	30.0%
09/05/2021 02:00:00 PM	33.0	173	204	50	33.9	28.9%
09/05/2021 03:00:00 PM	33.3	189	222	50	34.6	27.5%
09/05/2021 04:00:00 PM	33.1	200	235	45	33.6	29.8%

09/05/2021 05:00:00 PM	33.3	207	244	40	33.5	32.4%
09/05/2021 06:00:00 PM	34.8	150	176	45	34.6	41.5%
09/05/2021 07:00:00 PM	35.7	82	97	45	34.4	51.5%
09/05/2021 08:00:00 PM	34.7	79	93	50	34.8	44.1%
09/05/2021 09:00:00 PM	36.4	47	55	50	35.6	43.6%
09/05/2021 10:00:00 PM	40.0	22	26	55	38.4	65.4%
09/05/2021 11:00:00 PM	35.0	3	3	35	32.5	66.7%
10/05/2021 12:00:00 AM	40.0	5	6	45	36.3	66.7%
10/05/2021 01:00:00 AM	32.5	3	4	35	32.5	50.0%
10/05/2021 02:00:00 AM	45.0	1	1	45	42.5	100.0%
10/05/2021 03:00:00 AM	40.0	3	4	50	38.8	100.0%
10/05/2021 04:00:00 AM	50.0	2	2	50	42.5	100.0%
10/05/2021 05:00:00 AM	42.5	9	11	60	42.5	45.5%
10/05/2021 06:00:00 AM	41.2	15	18	45	37.0	61.1%
10/05/2021 07:00:00 AM	35.0	65	76	55	35.9	42.1%
10/05/2021 08:00:00 AM	33.9	150	176	50	34.9	30.1%
10/05/2021 09:00:00 AM	33.5	228	268	45	33.9	32.5%
10/05/2021 10:00:00 AM	34.6	192	226	45	34.5	38.1%
10/05/2021 11:00:00 AM	34.3	186	219	50	34.5	36.1%
10/05/2021 12:00:00 PM	34.5	218	257	60	35.4	33.9%
10/05/2021 01:00:00 PM	34.1	179	211	50	34.2	39.8%
10/05/2021 02:00:00 PM	33.9	151	178	45	33.9	36.0%
10/05/2021 03:00:00 PM	34.1	123	145	45	34.2	37.2%
10/05/2021 04:00:00 PM	34.3	152	179	45	34.2	37.4%
10/05/2021 05:00:00 PM	34.4	126	148	50	34.7	35.8%
10/05/2021 06:00:00 PM	34.7	147	173	45	34.6	36.4%
10/05/2021 07:00:00 PM	37.9	84	99	50	35.7	51.5%
10/05/2021 08:00:00 PM	37.5	52	61	55	35.7	50.8%
10/05/2021 09:00:00 PM	36.9	43	51	45	35.2	51.0%
10/05/2021 10:00:00 PM	37.5	21	25	55	36.7	52.0%
10/05/2021 11:00:00 PM	40.0	8	10	50	36.4	90.0%
11/05/2021 12:00:00 AM	50.0	3	3	50	45.0	66.7%
11/05/2021 01:00:00 AM	60.0	2	2	60	45.0	100.0%
11/05/2021 02:00:00 AM	50.0	2	2	50	47.5	50.0%
11/05/2021 03:00:00 AM	47.5	4	5	50	41.3	80.0%
11/05/2021 04:00:00 AM	45.0	2	2	45	42.5	100.0%
11/05/2021 05:00:00 AM	41.7	8	10	45	39.2	60.0%
11/05/2021 06:00:00 AM	38.3	22	26	45	36.0	50.0%
11/05/2021 07:00:00 AM	39.0	50	59	60	36.2	66.1%
11/05/2021 08:00:00 AM	33.7	156	183	45	33.7	35.5%
11/05/2021 09:00:00 AM	33.2	226	266	50	34.0	29.7%
11/05/2021 10:00:00 AM	33.3	205	241	45	34.1	29.0%
11/05/2021 11:00:00 AM	33.5	170	200	45	33.8	32.0%
11/05/2021 12:00:00 PM	34.3	190	223	45	34.5	30.9%
11/05/2021 01:00:00 PM	33.8	175	206	45	33.8	35.4%
11/05/2021 02:00:00 PM	34.3	199	234	50	34.7	35.0%
11/05/2021 03:00:00 PM	33.8	192	226	45	34.0	35.0%
11/05/2021 04:00:00 PM	34.0	192	226	50	34.6	30.1%
11/05/2021 05:00:00 PM	33.7	132	155	55	34.9	29.0%
11/05/2021 06:00:00 PM	34.0	54	63	40	33.9	33.3%

11/05/2021 07:00:00 PM	36.0	48	56	45	35.0	46.4%
11/05/2021 08:00:00 PM	35.6	43	51	45	34.9	41.2%
11/05/2021 09:00:00 PM	33.8	36	42	40	33.4	38.1%
11/05/2021 10:00:00 PM	35.0	10	12	50	36.5	41.7%
11/05/2021 11:00:00 PM	32.5	5	6	35	32.5	33.3%
12/05/2021 12:00:00 AM	40.0	4	5	45	37.5	60.0%
12/05/2021 01:00:00 AM	50.0	7	8	55	43.5	62.5%
12/05/2021 02:00:00 AM	55.0	1	1	55	52.5	100.0%
12/05/2021 03:00:00 AM	45.0	5	6	50	40.0	66.7%
12/05/2021 04:00:00 AM	55.0	3	3	55	44.2	100.0%
12/05/2021 05:00:00 AM	43.3	12	14	50	40.4	50.0%
12/05/2021 06:00:00 AM	40.0	18	21	45	35.4	66.7%
12/05/2021 07:00:00 AM	38.3	41	48	50	35.8	56.3%
12/05/2021 08:00:00 AM	34.5	156	183	50	35.1	32.8%
12/05/2021 09:00:00 AM	33.8	211	248	45	34.0	34.3%
12/05/2021 10:00:00 AM	33.4	186	219	45	34.0	29.2%
12/05/2021 11:00:00 AM	33.6	203	239	45	34.1	30.5%
12/05/2021 12:00:00 PM	33.2	193	227	45	34.1	27.3%
12/05/2021 01:00:00 PM	33.4	172	202	45	33.9	29.7%
12/05/2021 02:00:00 PM	33.8	187	220	45	34.3	31.4%
12/05/2021 03:00:00 PM	33.5	252	297	50	34.4	29.0%
12/05/2021 04:00:00 PM	33.9	241	283	55	34.5	31.4%
12/05/2021 05:00:00 PM	33.5	247	291	50	34.1	32.0%
12/05/2021 06:00:00 PM	34.1	158	186	50	34.6	34.4%
12/05/2021 07:00:00 PM	36.2	86	101	50	35.6	41.6%
12/05/2021 08:00:00 PM	37.8	82	96	55	36.4	45.8%
12/05/2021 09:00:00 PM	36.9	34	40	45	35.1	47.5%
12/05/2021 10:00:00 PM	37.5	27	32	50	36.3	50.0%
12/05/2021 11:00:00 PM	43.8	12	14	50	41.3	57.1%
13/05/2021 12:00:00 AM	38.8	6	7	40	37.5	57.1%
13/05/2021 01:00:00 AM	45.0	2	2	45	42.5	50.0%
13/05/2021 02:00:00 AM	45.0	5	6	60	41.5	83.3%
13/05/2021 03:00:00 AM	45.0	6	7	55	40.0	57.1%
13/05/2021 04:00:00 AM	55.0	2	2	55	47.5	100.0%
13/05/2021 05:00:00 AM	37.5	11	13	40	34.3	84.6%
13/05/2021 06:00:00 AM	45.0	21	25	55	39.3	68.0%
13/05/2021 07:00:00 AM	41.5	60	70	50	37.1	65.7%
13/05/2021 08:00:00 AM	34.7	176	207	55	35.1	38.6%
13/05/2021 09:00:00 AM	34.4	218	257	45	34.8	35.4%
13/05/2021 10:00:00 AM	34.7	173	203	45	34.8	36.0%
13/05/2021 11:00:00 AM	33.6	174	205	45	34.0	33.2%
13/05/2021 12:00:00 PM	33.4	187	220	45	34.5	27.7%
13/05/2021 01:00:00 PM	33.9	221	260	45	33.9	35.8%
13/05/2021 02:00:00 PM	33.8	189	222	50	34.3	34.2%
13/05/2021 03:00:00 PM	33.1	238	280	45	33.8	29.3%
13/05/2021 04:00:00 PM	33.8	227	267	45	34.5	31.5%
13/05/2021 05:00:00 PM	33.4	230	271	50	34.7	27.7%
13/05/2021 06:00:00 PM	34.0	196	230	45	34.1	35.7%
13/05/2021 07:00:00 PM	36.2	128	150	50	35.5	44.0%
13/05/2021 08:00:00 PM	36.4	73	86	60	36.0	39.5%

13/05/2021 09:00:00 PM	37.9	47	55	55	37.1	41.8%
13/05/2021 10:00:00 PM	35.8	31	36	40	34.1	52.8%
13/05/2021 11:00:00 PM	47.5	8	9	50	37.5	88.9%
14/05/2021 12:00:00 AM	47.5	8	10	55	43.3	60.0%
14/05/2021 01:00:00 AM	40.0	1	1	40	37.5	100.0%
14/05/2021 02:00:00 AM	40.0	5	6	60	42.5	66.7%
14/05/2021 03:00:00 AM	40.0	6	7	45	37.5	71.4%
14/05/2021 04:00:00 AM	43.3	4	5	45	38.5	100.0%
14/05/2021 05:00:00 AM	45.0	10	12	55	39.6	58.3%
14/05/2021 06:00:00 AM	44.0	18	21	50	39.1	76.2%
14/05/2021 07:00:00 AM	37.3	58	68	50	35.9	45.6%
14/05/2021 08:00:00 AM	34.6	150	176	45	35.0	34.7%
14/05/2021 09:00:00 AM	32.4	200	235	45	34.0	24.3%
14/05/2021 10:00:00 AM	32.6	242	285	45	33.4	26.7%
14/05/2021 11:00:00 AM	33.0	258	304	45	33.9	28.0%
14/05/2021 12:00:00 PM	31.6	239	281	45	33.6	20.3%
14/05/2021 01:00:00 PM	33.3	218	257	50	33.8	30.7%
14/05/2021 02:00:00 PM	33.2	211	248	50	34.4	28.2%
14/05/2021 03:00:00 PM	34.5	238	280	45	34.7	35.4%
14/05/2021 04:00:00 PM	33.7	260	306	45	34.4	28.8%
14/05/2021 05:00:00 PM	33.4	209	246	50	34.0	30.9%
14/05/2021 06:00:00 PM	34.0	180	212	50	34.4	35.4%
14/05/2021 07:00:00 PM	36.2	128	151	50	35.8	39.7%
14/05/2021 08:00:00 PM	34.6	68	80	45	34.2	45.0%
14/05/2021 09:00:00 PM	38.1	40	47	55	36.6	48.9%
14/05/2021 10:00:00 PM	33.0	31	37	45	33.8	32.4%
14/05/2021 11:00:00 PM	45.0	13	15	50	38.0	73.3%
15/05/2021 12:00:00 AM	45.0	11	13	55	40.8	46.2%
15/05/2021 01:00:00 AM	40.0	3	4	45	37.5	75.0%
15/05/2021 02:00:00 AM	60.0	3	3	60	50.0	66.7%
15/05/2021 03:00:00 AM	40.0	2	2	40	37.5	50.0%
15/05/2021 04:00:00 AM	45.0	2	2	45	40.0	100.0%
15/05/2021 05:00:00 AM	37.5	6	7	40	35.8	42.9%
15/05/2021 06:00:00 AM	35.0	9	11	40	33.8	72.7%
15/05/2021 07:00:00 AM	38.1	32	38	50	36.5	52.6%
15/05/2021 08:00:00 AM	35.8	75	88	45	35.2	36.4%
15/05/2021 09:00:00 AM	34.2	110	130	45	34.2	40.0%
15/05/2021 10:00:00 AM	33.6	150	176	45	33.8	32.4%
15/05/2021 11:00:00 AM	33.6	209	246	45	34.1	32.5%
15/05/2021 12:00:00 PM	33.1	204	240	45	33.7	29.6%
15/05/2021 01:00:00 PM	34.0	165	194	55	35.4	31.4%
15/05/2021 02:00:00 PM	33.4	161	189	60	34.8	27.0%
15/05/2021 03:00:00 PM	33.5	165	194	40	33.3	37.6%
15/05/2021 04:00:00 PM	34.7	162	190	50	34.7	42.1%
15/05/2021 05:00:00 PM	34.0	155	182	50	34.1	37.4%
15/05/2021 06:00:00 PM	30.0	147	173	45	33.8	15.0%
15/05/2021 07:00:00 PM	29.9	78	92	40	33.7	14.1%
15/05/2021 08:00:00 PM	35.0	71	83	45	34.6	42.2%
15/05/2021 09:00:00 PM	36.2	24	28	45	34.6	50.0%
15/05/2021 10:00:00 PM	34.2	26	31	40	34.5	32.3%

15/05/2021 11:00:00 PM	40.0	13	15	55	37.5	60.0%
16/05/2021 12:00:00 AM	40.0	5	6	45	37.5	50.0%
16/05/2021 01:00:00 AM	38.3	4	5	40	36.3	80.0%
16/05/2021 02:00:00 AM	45.0	2	2	45	42.5	50.0%
16/05/2021 03:00:00 AM	0.0	0	0	0	0.0	0.0%
16/05/2021 04:00:00 AM	25.0	1	1	25	0.0	0.0%
16/05/2021 05:00:00 AM	40.0	1	1	40	37.5	100.0%
16/05/2021 06:00:00 AM	0.0	0	0	0	0.0	0.0%
16/05/2021 07:00:00 AM	38.3	12	14	45	35.0	71.4%
16/05/2021 08:00:00 AM	38.3	20	24	55	37.5	45.8%
16/05/2021 09:00:00 AM	33.5	55	65	45	33.9	33.8%
16/05/2021 10:00:00 AM	33.5	130	153	50	34.7	29.4%
16/05/2021 11:00:00 AM	33.4	175	206	45	33.6	33.5%
16/05/2021 12:00:00 PM	33.6	175	206	50	34.2	32.0%
16/05/2021 01:00:00 PM	33.9	184	216	45	34.0	35.2%
16/05/2021 02:00:00 PM	33.5	201	236	45	33.5	34.7%
16/05/2021 03:00:00 PM	32.2	182	214	45	33.7	22.9%
16/05/2021 04:00:00 PM	33.7	203	239	50	33.9	34.3%
16/05/2021 05:00:00 PM	33.9	216	254	50	34.9	29.1%
16/05/2021 06:00:00 PM	35.3	150	177	60	35.2	43.5%
16/05/2021 07:00:00 PM	39.1	80	94	50	36.6	53.2%
16/05/2021 08:00:00 PM	39.5	70	82	50	36.4	51.2%
16/05/2021 09:00:00 PM	37.0	46	54	55	36.6	40.7%
16/05/2021 10:00:00 PM	38.0	18	21	45	35.4	57.1%
16/05/2021 11:00:00 PM	35.0	3	4	40	34.2	75.0%
17/05/2021 12:00:00 AM	32.5	3	4	35	32.5	50.0%
17/05/2021 01:00:00 AM	45.0	2	2	45	42.5	100.0%
17/05/2021 02:00:00 AM	60.0	2	2	60	45.0	100.0%
17/05/2021 03:00:00 AM	50.0	3	3	50	45.0	66.7%
17/05/2021 04:00:00 AM	45.0	1	1	45	42.5	100.0%
17/05/2021 05:00:00 AM	40.0	10	12	50	37.5	58.3%
17/05/2021 06:00:00 AM	40.0	26	31	50	37.0	64.5%
17/05/2021 07:00:00 AM	37.8	60	70	55	35.9	52.9%
17/05/2021 08:00:00 AM	34.2	149	175	50	34.7	32.0%
17/05/2021 09:00:00 AM	33.0	240	282	45	33.9	27.3%
17/05/2021 10:00:00 AM	33.0	196	230	45	33.9	27.4%
17/05/2021 11:00:00 AM	32.8	215	253	45	33.8	25.7%
17/05/2021 12:00:00 PM	32.8	211	248	40	33.6	26.6%
17/05/2021 01:00:00 PM	34.5	201	236	45	34.6	35.2%
17/05/2021 02:00:00 PM	34.0	189	222	45	34.4	33.3%
17/05/2021 03:00:00 PM	36.0	173	204	50	35.8	35.8%
17/05/2021 04:00:00 PM	33.2	247	291	50	34.1	29.6%
17/05/2021 05:00:00 PM	32.9	205	241	45	34.1	26.1%
17/05/2021 06:00:00 PM	33.4	171	201	45	34.0	31.3%
17/05/2021 07:00:00 PM	35.3	124	146	55	35.1	44.5%
17/05/2021 08:00:00 PM	36.2	58	68	40	34.5	47.1%
17/05/2021 09:00:00 PM	34.7	37	44	50	34.5	52.3%
17/05/2021 10:00:00 PM	35.8	26	31	40	34.0	64.5%
17/05/2021 11:00:00 PM	39.2	13	15	45	36.5	66.7%
18/05/2021 12:00:00 AM	45.0	3	3	45	40.0	66.7%

18/05/2021 01:00:00 AM	35.0	2	2	35	32.5	100.0%
18/05/2021 02:00:00 AM	50.0	4	5	60	43.8	80.0%
18/05/2021 03:00:00 AM	40.0	3	4	55	38.8	100.0%
18/05/2021 04:00:00 AM	0.0	0	0	0	0.0	0.0%
18/05/2021 05:00:00 AM	42.5	8	9	45	37.5	44.4%
18/05/2021 06:00:00 AM	47.5	15	18	60	40.0	77.8%
18/05/2021 07:00:00 AM	34.7	49	58	55	34.7	46.6%
18/05/2021 08:00:00 AM	28.8	167	197	45	34.1	8.1%
18/05/2021 09:00:00 AM	31.8	202	238	45	33.9	21.0%
18/05/2021 10:00:00 AM	33.3	213	251	45	33.8	31.1%
18/05/2021 11:00:00 AM	32.7	178	210	40	33.6	26.7%
18/05/2021 12:00:00 PM	34.1	211	248	55	34.0	39.1%
18/05/2021 01:00:00 PM	33.4	173	204	40	33.6	32.4%
18/05/2021 02:00:00 PM	33.2	192	226	45	33.9	28.8%
18/05/2021 03:00:00 PM	33.7	235	276	55	34.6	29.7%
18/05/2021 04:00:00 PM	33.3	241	283	45	33.9	30.4%
18/05/2021 05:00:00 PM	33.5	260	306	45	34.0	33.0%
18/05/2021 06:00:00 PM	33.5	198	233	50	34.9	29.2%
18/05/2021 07:00:00 PM	36.4	127	149	55	35.2	51.7%
18/05/2021 08:00:00 PM	36.9	81	95	50	35.1	51.6%
18/05/2021 09:00:00 PM	36.1	43	51	60	35.1	52.9%
18/05/2021 10:00:00 PM	34.6	27	32	45	34.1	50.0%
18/05/2021 11:00:00 PM	30.0	8	10	50	42.5	20.0%
19/05/2021 12:00:00 AM	40.0	4	5	45	40.0	40.0%
19/05/2021 01:00:00 AM	45.0	6	7	60	39.2	85.7%
19/05/2021 02:00:00 AM	60.0	1	1	60	57.5	100.0%
19/05/2021 03:00:00 AM	35.0	3	4	40	34.2	75.0%
19/05/2021 04:00:00 AM	35.0	3	3	35	32.5	33.3%
19/05/2021 05:00:00 AM	41.7	15	18	50	38.9	61.1%
19/05/2021 06:00:00 AM	39.0	17	20	50	37.0	55.0%
19/05/2021 07:00:00 AM	38.3	47	55	50	35.8	54.5%
19/05/2021 08:00:00 AM	33.8	148	174	50	34.2	32.2%
19/05/2021 09:00:00 AM	33.7	235	276	45	33.9	33.0%
19/05/2021 10:00:00 AM	33.2	234	275	45	33.2	33.8%
19/05/2021 11:00:00 AM	32.9	221	260	40	33.2	29.6%
19/05/2021 12:00:00 PM	32.0	231	272	40	33.4	22.4%
19/05/2021 01:00:00 PM	33.8	194	228	50	34.5	30.7%
19/05/2021 02:00:00 PM	33.9	218	256	50	34.4	30.9%
19/05/2021 03:00:00 PM	33.5	226	266	45	34.0	30.5%
19/05/2021 04:00:00 PM	33.4	222	261	50	34.5	29.1%
19/05/2021 05:00:00 PM	32.3	252	296	45	33.9	23.3%
19/05/2021 06:00:00 PM	33.4	197	232	45	33.9	30.2%
19/05/2021 07:00:00 PM	35.0	125	147	45	34.3	44.9%
19/05/2021 08:00:00 PM	35.0	81	95	45	34.8	34.7%
19/05/2021 09:00:00 PM	37.9	32	38	45	35.9	50.0%
19/05/2021 10:00:00 PM	36.2	42	49	65	37.2	34.7%
19/05/2021 11:00:00 PM	37.0	26	31	45	36.0	41.9%
20/05/2021 12:00:00 AM	43.3	8	9	45	38.1	88.9%
20/05/2021 01:00:00 AM	40.0	8	9	50	39.5	55.6%
20/05/2021 02:00:00 AM	55.0	1	1	55	52.5	100.0%

20/05/2021 03:00:00 AM	45.0	7	8	55	40.5	62.5%
20/05/2021 04:00:00 AM	45.0	4	5	50	42.5	100.0%
20/05/2021 05:00:00 AM	45.0	13	15	55	38.8	80.0%
20/05/2021 06:00:00 AM	42.9	24	28	50	38.3	71.4%
20/05/2021 07:00:00 AM	38.2	63	74	50	36.5	47.3%
20/05/2021 08:00:00 AM	35.0	166	195	50	35.2	36.4%
20/05/2021 09:00:00 AM	32.7	238	280	50	34.4	24.6%
20/05/2021 10:00:00 AM	32.5	225	265	50	33.7	25.3%
20/05/2021 11:00:00 AM	32.8	218	257	45	33.9	26.8%
20/05/2021 12:00:00 PM	32.5	218	256	50	33.2	27.0%
20/05/2021 01:00:00 PM	34.1	200	235	45	34.1	37.0%
20/05/2021 02:00:00 PM	33.5	83	98	45	34.0	31.6%
20/05/2021 03:00:00 PM	32.9	91	107	45	33.8	28.0%
20/05/2021 04:00:00 PM	33.5	102	120	50	33.7	34.2%
20/05/2021 05:00:00 PM	33.1	110	130	50	34.7	27.7%
20/05/2021 06:00:00 PM	34.3	33	39	45	33.8	48.7%
20/05/2021 07:00:00 PM	37.5	37	43	60	36.9	41.9%
20/05/2021 08:00:00 PM	35.0	21	25	45	35.0	40.0%
20/05/2021 09:00:00 PM	42.5	8	9	45	37.5	66.7%
20/05/2021 10:00:00 PM	37.5	5	6	40	35.8	50.0%
20/05/2021 11:00:00 PM	37.5	7	8	40	34.5	62.5%
21/05/2021 12:00:00 AM	40.0	3	4	50	39.2	75.0%
21/05/2021 01:00:00 AM	40.0	2	2	40	35.0	100.0%
21/05/2021 02:00:00 AM	55.0	2	2	55	52.5	50.0%
21/05/2021 03:00:00 AM	50.0	5	6	55	42.5	66.7%
21/05/2021 04:00:00 AM	40.0	1	1	40	37.5	100.0%
21/05/2021 05:00:00 AM	35.0	3	4	45	37.5	50.0%
21/05/2021 06:00:00 AM	41.7	9	11	45	38.9	63.6%
21/05/2021 07:00:00 AM	36.9	44	52	50	35.8	44.2%
21/05/2021 08:00:00 AM	34.3	70	82	45	35.1	30.5%
21/05/2021 09:00:00 AM	32.2	128	151	45	33.8	23.8%
21/05/2021 10:00:00 AM	33.6	145	171	45	34.0	33.9%
21/05/2021 11:00:00 AM	29.8	163	192	40	33.3	13.5%
21/05/2021 12:00:00 PM	33.1	153	180	50	34.0	28.3%
21/05/2021 01:00:00 PM	33.5	138	162	45	33.8	32.7%
21/05/2021 02:00:00 PM	32.7	207	243	50	34.7	24.3%
21/05/2021 03:00:00 PM	33.8	146	172	45	34.6	30.2%
21/05/2021 04:00:00 PM	31.7	120	141	45	33.7	20.6%
21/05/2021 05:00:00 PM	33.0	73	86	45	34.8	25.6%
21/05/2021 06:00:00 PM	32.9	101	119	45	34.7	24.4%
21/05/2021 07:00:00 PM	34.1	65	76	45	35.0	31.6%
21/05/2021 08:00:00 PM	34.5	54	63	50	34.1	44.4%
21/05/2021 09:00:00 PM	34.5	37	43	50	35.5	34.9%
21/05/2021 10:00:00 PM	31.7	12	14	35	32.5	21.4%
21/05/2021 11:00:00 PM	38.3	6	7	40	36.3	57.1%
22/05/2021 12:00:00 AM	35.0	4	5	45	37.5	40.0%
22/05/2021 01:00:00 AM	45.0	3	3	45	40.0	66.7%
22/05/2021 02:00:00 AM	30.0	1	1	30	0.0	0.0%
22/05/2021 03:00:00 AM	0.0	0	0	0	0.0	0.0%
22/05/2021 04:00:00 AM	50.0	2	2	50	45.0	100.0%

22/05/2021 05:00:00 AM	35.0	3	3	35	32.5	66.7%
22/05/2021 06:00:00 AM	40.0	5	6	45	40.0	33.3%
22/05/2021 07:00:00 AM	38.0	16	19	45	36.0	52.6%
22/05/2021 08:00:00 AM	34.0	54	63	50	33.5	47.6%
22/05/2021 09:00:00 AM	33.9	92	108	45	34.1	34.3%
22/05/2021 10:00:00 AM	33.8	190	223	45	34.2	31.4%
22/05/2021 11:00:00 AM	32.9	229	269	40	33.3	29.0%
22/05/2021 12:00:00 PM	32.1	196	231	45	33.7	22.9%
22/05/2021 01:00:00 PM	33.1	194	228	45	33.6	29.8%
22/05/2021 02:00:00 PM	32.9	204	240	40	33.6	27.5%
22/05/2021 03:00:00 PM	32.2	192	226	45	33.3	23.9%
22/05/2021 04:00:00 PM	33.6	166	195	45	33.8	34.4%
22/05/2021 05:00:00 PM	33.8	148	174	50	34.0	37.4%
22/05/2021 06:00:00 PM	33.5	137	161	50	34.3	32.9%
22/05/2021 07:00:00 PM	34.7	106	125	45	34.6	37.6%
22/05/2021 08:00:00 PM	33.5	86	101	55	34.0	36.6%
22/05/2021 09:00:00 PM	34.5	52	61	60	34.9	44.3%
22/05/2021 10:00:00 PM	34.5	43	51	40	33.6	52.9%
22/05/2021 11:00:00 PM	37.5	21	25	55	37.1	52.0%
23/05/2021 12:00:00 AM	34.0	11	13	45	34.2	46.2%
23/05/2021 01:00:00 AM	45.0	3	4	55	44.2	75.0%
23/05/2021 02:00:00 AM	50.0	2	2	50	40.0	100.0%
23/05/2021 03:00:00 AM	40.0	2	2	40	37.5	100.0%
23/05/2021 04:00:00 AM	45.0	2	2	45	42.5	100.0%
23/05/2021 05:00:00 AM	40.0	1	1	40	37.5	100.0%
23/05/2021 06:00:00 AM	40.0	4	5	50	38.8	80.0%
23/05/2021 07:00:00 AM	40.0	18	21	50	36.1	66.7%
23/05/2021 08:00:00 AM	37.1	37	44	50	36.6	38.6%
23/05/2021 09:00:00 AM	34.3	79	93	50	35.0	36.6%
23/05/2021 10:00:00 AM	33.8	149	175	50	34.2	33.7%
23/05/2021 11:00:00 AM	33.0	264	310	45	33.6	28.7%
23/05/2021 12:00:00 PM	32.6	228	268	50	33.9	25.7%
23/05/2021 01:00:00 PM	33.1	198	233	45	34.2	27.5%
23/05/2021 02:00:00 PM	33.3	230	271	45	34.0	30.3%
23/05/2021 03:00:00 PM	32.8	216	254	45	33.7	27.2%
23/05/2021 04:00:00 PM	33.0	246	289	45	33.9	27.7%
23/05/2021 05:00:00 PM	33.9	239	281	50	34.3	33.5%
23/05/2021 06:00:00 PM	35.5	224	263	50	34.9	43.7%
23/05/2021 07:00:00 PM	35.6	133	157	50	35.1	44.6%
23/05/2021 08:00:00 PM	34.5	54	63	45	34.0	41.3%
23/05/2021 09:00:00 PM	36.2	22	26	45	35.8	34.6%
23/05/2021 10:00:00 PM	31.7	14	16	35	32.5	18.8%
23/05/2021 11:00:00 PM	0.0	0	0	0	0.0	0.0%
24/05/2021 12:00:00 AM	35.0	1	1	35	32.5	100.0%
24/05/2021 01:00:00 AM	45.0	3	3	45	35.8	100.0%
24/05/2021 02:00:00 AM	0.0	0	0	0	0.0	0.0%
24/05/2021 03:00:00 AM	50.0	4	5	55	43.8	80.0%
24/05/2021 04:00:00 AM	45.0	1	1	45	42.5	100.0%
24/05/2021 05:00:00 AM	35.0	5	6	50	36.3	66.7%
24/05/2021 06:00:00 AM	40.0	18	21	50	37.1	61.9%

24/05/2021 07:00:00 AM	40.0	50	59	50	37.3	52.5%
24/05/2021 08:00:00 AM	36.5	139	164	50	35.2	45.1%
24/05/2021 09:00:00 AM	31.9	202	238	50	34.0	21.4%
24/05/2021 10:00:00 AM	32.6	255	300	45	33.6	26.0%
24/05/2021 11:00:00 AM	33.0	234	275	60	34.2	27.3%
24/05/2021 12:00:00 PM	33.0	224	263	45	34.2	25.9%
24/05/2021 01:00:00 PM	33.1	215	253	50	33.8	29.2%
24/05/2021 02:00:00 PM	33.9	222	261	55	34.1	36.0%
24/05/2021 03:00:00 PM	32.6	212	250	55	34.2	24.8%
24/05/2021 04:00:00 PM	33.3	266	313	60	34.0	30.7%
24/05/2021 05:00:00 PM	33.2	255	300	45	34.0	29.3%
24/05/2021 06:00:00 PM	33.5	173	203	45	34.7	28.6%
24/05/2021 07:00:00 PM	34.3	99	116	55	36.1	31.0%
24/05/2021 08:00:00 PM	37.5	65	76	50	35.3	53.9%
24/05/2021 09:00:00 PM	36.7	42	49	50	36.3	40.8%
24/05/2021 10:00:00 PM	34.6	37	44	40	34.1	43.2%
24/05/2021 11:00:00 PM	35.0	26	30	45	35.0	33.3%
25/05/2021 12:00:00 AM	35.0	5	6	40	34.2	50.0%
25/05/2021 01:00:00 AM	40.0	2	2	40	37.5	50.0%
25/05/2021 02:00:00 AM	45.0	8	9	55	41.1	77.8%
25/05/2021 03:00:00 AM	40.0	8	10	55	39.4	80.0%
25/05/2021 04:00:00 AM	45.0	2	2	45	37.5	100.0%
25/05/2021 05:00:00 AM	42.5	11	13	50	37.5	53.8%
25/05/2021 06:00:00 AM	43.8	13	15	50	38.9	73.3%
25/05/2021 07:00:00 AM	37.5	59	69	50	35.6	52.2%
25/05/2021 08:00:00 AM	34.4	162	190	50	34.8	33.2%
25/05/2021 09:00:00 AM	31.8	210	247	50	34.1	20.2%
25/05/2021 10:00:00 AM	32.9	206	242	45	33.5	28.1%
25/05/2021 11:00:00 AM	33.8	241	283	45	34.2	30.4%
25/05/2021 12:00:00 PM	33.4	154	181	45	33.8	30.9%
25/05/2021 01:00:00 PM	34.0	186	219	45	34.2	35.6%
25/05/2021 02:00:00 PM	33.8	151	178	45	33.7	37.6%
25/05/2021 03:00:00 PM	33.7	193	227	45	34.2	33.5%
25/05/2021 04:00:00 PM	33.3	219	258	60	34.4	29.1%
25/05/2021 05:00:00 PM	33.3	147	173	50	34.2	28.9%
25/05/2021 06:00:00 PM	33.0	99	116	45	33.7	28.4%
25/05/2021 07:00:00 PM	36.7	65	76	45	35.2	42.1%
25/05/2021 08:00:00 PM	33.9	66	78	45	34.5	34.6%
25/05/2021 09:00:00 PM	34.6	34	40	50	34.7	45.0%
25/05/2021 10:00:00 PM	37.5	23	27	50	35.7	51.9%
25/05/2021 11:00:00 PM	38.8	10	12	45	35.8	75.0%
26/05/2021 12:00:00 AM	35.0	5	6	40	33.8	66.7%
26/05/2021 01:00:00 AM	40.0	2	2	40	37.5	100.0%
26/05/2021 02:00:00 AM	55.0	3	3	55	40.8	100.0%
26/05/2021 03:00:00 AM	55.0	6	7	65	43.3	85.7%
26/05/2021 04:00:00 AM	40.0	2	2	40	37.5	100.0%
26/05/2021 05:00:00 AM	45.0	7	8	50	40.4	87.5%
26/05/2021 06:00:00 AM	40.0	16	19	45	36.6	57.9%
26/05/2021 07:00:00 AM	37.1	41	48	45	35.2	50.0%
26/05/2021 08:00:00 AM	34.1	122	143	45	34.6	32.9%

26/05/2021 09:00:00 AM	33.2	178	210	50	34.9	24.8%
26/05/2021 10:00:00 AM	29.1	176	207	40	33.5	7.2%
26/05/2021 11:00:00 AM	32.5	137	161	45	33.6	24.8%
26/05/2021 12:00:00 PM	32.9	195	229	45	33.8	26.2%
26/05/2021 01:00:00 PM	33.3	193	227	45	33.4	33.0%
26/05/2021 02:00:00 PM	33.0	206	242	45	34.0	26.0%
26/05/2021 03:00:00 PM	32.7	196	231	45	33.5	27.7%
26/05/2021 04:00:00 PM	33.7	231	272	50	34.3	33.1%
26/05/2021 05:00:00 PM	33.5	246	289	50	34.3	30.1%
26/05/2021 06:00:00 PM	33.9	178	210	45	34.0	36.2%
26/05/2021 07:00:00 PM	35.4	96	113	45	34.9	43.4%
26/05/2021 08:00:00 PM	35.0	70	82	45	34.2	50.0%
26/05/2021 09:00:00 PM	40.0	37	43	60	40.2	34.9%
26/05/2021 10:00:00 PM	35.0	29	34	60	37.0	32.4%
26/05/2021 11:00:00 PM	37.5	14	17	40	35.8	52.9%
27/05/2021 12:00:00 AM	30.0	6	7	35	32.5	14.3%
27/05/2021 01:00:00 AM	30.0	1	1	30	0.0	0.0%
27/05/2021 02:00:00 AM	55.0	3	3	55	42.5	100.0%
27/05/2021 03:00:00 AM	40.0	4	5	45	37.5	80.0%
27/05/2021 04:00:00 AM	40.0	1	1	40	37.5	100.0%
27/05/2021 05:00:00 AM	40.0	6	7	45	36.5	71.4%
27/05/2021 06:00:00 AM	43.3	18	21	50	39.3	66.7%
27/05/2021 07:00:00 AM	36.4	57	67	55	34.8	55.2%
27/05/2021 08:00:00 AM	33.8	166	195	50	35.0	28.2%
27/05/2021 09:00:00 AM	32.1	212	249	45	33.6	22.9%
27/05/2021 10:00:00 AM	32.7	209	246	50	33.8	26.8%
27/05/2021 11:00:00 AM	32.6	235	277	50	34.0	24.5%
27/05/2021 12:00:00 PM	32.7	224	264	45	33.6	26.5%
27/05/2021 01:00:00 PM	33.1	230	271	45	33.5	30.6%
27/05/2021 02:00:00 PM	33.2	207	244	45	33.7	31.1%
27/05/2021 03:00:00 PM	33.0	230	270	45	34.2	26.7%
27/05/2021 04:00:00 PM	34.3	246	289	45	34.3	35.6%
27/05/2021 05:00:00 PM	33.1	275	324	50	34.0	29.6%
27/05/2021 06:00:00 PM	34.6	217	255	45	34.6	34.9%
27/05/2021 07:00:00 PM	34.1	128	151	45	34.3	34.4%
27/05/2021 08:00:00 PM	34.4	69	81	45	33.9	43.2%
27/05/2021 09:00:00 PM	37.3	55	65	50	36.0	46.2%
27/05/2021 10:00:00 PM	36.9	46	54	45	35.7	40.7%
27/05/2021 11:00:00 PM	40.0	18	21	55	37.9	61.9%
28/05/2021 12:00:00 AM	37.5	10	12	45	36.5	41.7%
28/05/2021 01:00:00 AM	40.0	4	5	50	42.5	40.0%
28/05/2021 02:00:00 AM	55.0	2	2	55	45.0	100.0%
28/05/2021 03:00:00 AM	47.5	5	6	50	38.3	100.0%
28/05/2021 04:00:00 AM	38.3	3	4	40	37.5	75.0%
28/05/2021 05:00:00 AM	45.0	12	14	50	39.7	64.3%
28/05/2021 06:00:00 AM	45.0	27	32	55	38.8	71.9%
28/05/2021 07:00:00 AM	35.0	66	78	55	36.5	37.2%
28/05/2021 08:00:00 AM	34.0	164	193	45	34.4	31.1%
28/05/2021 09:00:00 AM	32.4	252	296	45	34.3	22.0%
28/05/2021 10:00:00 AM	32.4	281	331	50	33.6	25.1%

28/05/2021 11:00:00 AM	31.6	292	344	45	33.9	19.8%
28/05/2021 12:00:00 PM	32.9	223	262	40	33.5	27.9%
28/05/2021 01:00:00 PM	33.7	265	312	45	34.2	32.4%
28/05/2021 02:00:00 PM	33.3	230	271	55	34.3	27.7%
28/05/2021 03:00:00 PM	33.6	216	254	45	34.2	31.9%
28/05/2021 04:00:00 PM	32.1	277	326	45	34.0	21.8%
28/05/2021 05:00:00 PM	33.3	268	315	45	33.9	30.2%
28/05/2021 06:00:00 PM	33.8	189	222	45	34.2	34.2%
28/05/2021 07:00:00 PM	34.8	131	154	50	34.8	40.3%
28/05/2021 08:00:00 PM	37.1	77	91	50	35.4	50.5%
28/05/2021 09:00:00 PM	36.7	49	58	50	36.5	36.2%
28/05/2021 10:00:00 PM	33.8	45	53	55	34.5	37.7%
28/05/2021 11:00:00 PM	36.7	24	28	40	34.4	57.1%
29/05/2021 12:00:00 AM	38.3	9	11	45	35.3	81.8%
29/05/2021 01:00:00 AM	33.3	3	4	35	32.5	75.0%
29/05/2021 02:00:00 AM	35.0	6	7	50	36.3	57.1%
29/05/2021 03:00:00 AM	45.0	4	5	60	43.8	80.0%
29/05/2021 04:00:00 AM	40.0	3	3	40	37.5	33.3%
29/05/2021 05:00:00 AM	40.0	9	11	65	38.1	81.8%
29/05/2021 06:00:00 AM	42.5	8	9	45	36.9	88.9%
29/05/2021 07:00:00 AM	38.3	36	42	50	35.8	61.9%
29/05/2021 08:00:00 AM	34.8	72	85	45	34.5	44.7%
29/05/2021 09:00:00 AM	36.6	119	140	50	35.0	50.0%
29/05/2021 10:00:00 AM	33.4	198	233	40	33.9	29.6%
29/05/2021 11:00:00 AM	32.3	245	288	45	33.8	23.3%
29/05/2021 12:00:00 PM	32.4	235	276	40	33.7	23.6%
29/05/2021 01:00:00 PM	31.3	215	253	45	33.8	19.0%
29/05/2021 02:00:00 PM	33.6	193	227	45	33.9	33.5%
29/05/2021 03:00:00 PM	32.9	194	228	45	34.3	25.9%
29/05/2021 04:00:00 PM	33.8	216	254	50	34.4	31.9%
29/05/2021 05:00:00 PM	33.9	220	259	45	34.0	35.9%
29/05/2021 06:00:00 PM	34.4	207	243	45	34.2	38.3%
29/05/2021 07:00:00 PM	34.9	184	217	55	34.5	43.3%
29/05/2021 08:00:00 PM	37.0	126	148	50	35.4	47.3%
29/05/2021 09:00:00 PM	36.9	72	85	50	36.1	41.2%
29/05/2021 10:00:00 PM	34.4	47	55	50	34.8	40.0%
29/05/2021 11:00:00 PM	37.0	32	38	45	35.3	52.6%
30/05/2021 12:00:00 AM	38.3	18	21	55	37.5	47.6%
30/05/2021 01:00:00 AM	34.3	11	13	55	35.0	61.5%
30/05/2021 02:00:00 AM	45.0	6	7	50	45.0	28.6%
30/05/2021 03:00:00 AM	45.0	1	1	45	42.5	100.0%
30/05/2021 04:00:00 AM	45.0	3	4	50	42.5	75.0%
30/05/2021 05:00:00 AM	50.0	1	1	50	47.5	100.0%
30/05/2021 06:00:00 AM	40.0	8	10	50	36.8	70.0%
30/05/2021 07:00:00 AM	41.7	19	22	55	36.8	68.2%
30/05/2021 08:00:00 AM	35.0	48	57	45	35.1	36.8%
30/05/2021 09:00:00 AM	34.1	88	103	50	35.0	27.2%
30/05/2021 10:00:00 AM	33.1	164	193	45	33.6	30.6%
30/05/2021 11:00:00 AM	31.4	235	276	40	33.2	19.6%
30/05/2021 12:00:00 PM	33.0	230	270	40	33.2	30.7%

30/05/2021 01:00:00 PM	33.3	224	264	50	34.3	28.4%
30/05/2021 02:00:00 PM	32.2	191	225	45	33.4	24.0%
30/05/2021 03:00:00 PM	32.6	198	233	50	33.9	25.3%
30/05/2021 04:00:00 PM	32.9	213	251	45	33.5	28.7%
30/05/2021 05:00:00 PM	32.8	275	323	50	33.3	29.1%
30/05/2021 06:00:00 PM	34.0	305	359	50	34.3	34.8%
30/05/2021 07:00:00 PM	35.2	247	291	45	34.7	40.5%
30/05/2021 08:00:00 PM	37.4	156	183	50	35.7	47.5%
30/05/2021 09:00:00 PM	39.0	88	104	50	36.2	58.7%
30/05/2021 10:00:00 PM	35.8	46	54	50	35.3	42.6%
30/05/2021 11:00:00 PM	37.0	28	33	50	36.7	36.4%
31/05/2021 12:00:00 AM	47.5	6	7	50	41.3	57.1%
31/05/2021 01:00:00 AM	37.5	3	4	40	35.8	75.0%
31/05/2021 02:00:00 AM	40.0	5	6	60	47.5	33.3%
31/05/2021 03:00:00 AM	40.0	3	4	55	40.0	100.0%
31/05/2021 04:00:00 AM	40.0	1	1	40	37.5	100.0%
31/05/2021 05:00:00 AM	37.5	10	12	45	37.5	33.3%
31/05/2021 06:00:00 AM	40.0	11	13	50	38.5	76.9%
31/05/2021 07:00:00 AM	34.4	33	39	50	36.1	35.9%
31/05/2021 08:00:00 AM	34.2	70	82	45	34.4	35.4%
31/05/2021 09:00:00 AM	33.9	113	133	50	35.2	27.8%
31/05/2021 10:00:00 AM	33.2	209	246	40	33.5	30.5%
31/05/2021 11:00:00 AM	32.5	305	359	50	33.4	26.2%
31/05/2021 12:00:00 PM	31.7	317	373	45	33.3	21.4%
31/05/2021 01:00:00 PM	32.5	269	316	45	33.9	24.1%
31/05/2021 02:00:00 PM	33.2	232	273	50	34.0	29.7%
31/05/2021 03:00:00 PM	33.2	280	330	45	33.4	32.4%
31/05/2021 04:00:00 PM	32.7	258	303	45	33.6	26.1%
31/05/2021 05:00:00 PM	32.9	276	325	55	34.0	27.7%
31/05/2021 06:00:00 PM	34.5	292	343	50	34.3	43.4%
31/05/2021 07:00:00 PM	35.8	244	287	50	34.9	47.7%
31/05/2021 08:00:00 PM	34.5	196	231	50	34.6	40.7%
31/05/2021 09:00:00 PM	37.0	82	96	50	35.3	47.9%
31/05/2021 10:00:00 PM	36.4	65	76	55	34.8	53.9%
31/05/2021 11:00:00 PM	46.7	15	18	55	39.2	66.7%
01/06/2021 12:00:00 AM	34.4	9	11	40	33.0	90.9%
01/06/2021 01:00:00 AM	35.0	3	4	55	39.2	75.0%
01/06/2021 02:00:00 AM	55.0	1	1	55	52.5	100.0%
01/06/2021 03:00:00 AM	50.0	6	7	60	42.5	85.7%
01/06/2021 04:00:00 AM	45.0	1	1	45	42.5	100.0%
01/06/2021 05:00:00 AM	43.0	11	13	45	39.4	61.5%
01/06/2021 06:00:00 AM	45.0	26	31	65	41.0	64.5%
01/06/2021 07:00:00 AM	36.0	63	74	50	36.0	40.5%
01/06/2021 08:00:00 AM	36.4	132	155	50	36.2	36.1%
01/06/2021 09:00:00 AM	34.1	190	224	45	34.2	37.1%
01/06/2021 10:00:00 AM	33.1	207	244	45	34.3	26.6%
01/06/2021 11:00:00 AM	32.9	250	294	45	33.8	27.6%
01/06/2021 12:00:00 PM	33.6	237	279	50	34.6	30.1%
01/06/2021 01:00:00 PM	33.3	224	264	40	33.7	30.7%
01/06/2021 02:00:00 PM	33.6	224	264	45	34.1	29.9%

01/06/2021 03:00:00 PM	32.7	252	297	45	33.6	26.9%
01/06/2021 04:00:00 PM	34.0	281	331	45	34.3	33.8%
01/06/2021 05:00:00 PM	34.3	285	335	45	34.2	37.0%
01/06/2021 06:00:00 PM	34.2	248	292	50	34.6	36.3%
01/06/2021 07:00:00 PM	34.8	268	315	50	34.7	39.0%
01/06/2021 08:00:00 PM	34.6	181	213	50	34.4	39.9%
01/06/2021 09:00:00 PM	33.8	93	109	45	33.4	40.4%
01/06/2021 10:00:00 PM	34.3	50	59	45	34.6	35.6%
01/06/2021 11:00:00 PM	38.0	19	22	45	35.4	54.5%
02/06/2021 12:00:00 AM	45.0	5	6	50	40.5	83.3%
02/06/2021 01:00:00 AM	47.5	3	4	50	42.5	100.0%
02/06/2021 02:00:00 AM	50.0	3	4	55	42.5	100.0%
02/06/2021 03:00:00 AM	40.0	3	4	50	40.8	75.0%
02/06/2021 04:00:00 AM	45.0	2	2	45	42.5	100.0%
02/06/2021 05:00:00 AM	38.3	10	12	45	36.1	58.3%
02/06/2021 06:00:00 AM	41.2	26	31	50	37.7	67.7%
02/06/2021 07:00:00 AM	36.8	66	78	50	34.8	57.7%
02/06/2021 08:00:00 AM	35.0	153	180	45	35.1	37.8%
02/06/2021 09:00:00 AM	33.6	196	230	45	34.0	30.9%
02/06/2021 10:00:00 AM	31.4	230	270	40	33.4	19.3%
02/06/2021 11:00:00 AM	32.5	260	306	45	33.6	25.5%
02/06/2021 12:00:00 PM	32.2	262	308	50	33.6	23.4%
02/06/2021 01:00:00 PM	33.0	222	261	50	33.6	29.9%
02/06/2021 02:00:00 PM	33.6	262	308	50	34.2	29.9%
02/06/2021 03:00:00 PM	32.5	271	319	50	33.6	25.7%
02/06/2021 04:00:00 PM	34.2	288	339	55	34.6	34.5%
02/06/2021 05:00:00 PM	32.6	316	372	45	33.9	24.2%
02/06/2021 06:00:00 PM	34.8	279	328	50	34.8	38.1%
02/06/2021 07:00:00 PM	33.9	259	305	45	34.2	33.1%
02/06/2021 08:00:00 PM	35.8	153	180	50	35.0	41.7%
02/06/2021 09:00:00 PM	37.4	70	82	55	35.7	50.0%
02/06/2021 10:00:00 PM	36.0	48	57	45	34.5	52.6%
02/06/2021 11:00:00 PM	38.0	25	29	45	35.1	58.6%
03/06/2021 12:00:00 AM	42.5	12	14	50	37.5	50.0%
03/06/2021 01:00:00 AM	40.0	4	5	55	38.8	80.0%
03/06/2021 02:00:00 AM	50.0	4	5	60	47.5	60.0%
03/06/2021 03:00:00 AM	40.0	6	7	45	36.8	100.0%
03/06/2021 04:00:00 AM	35.0	4	5	40	35.0	40.0%
03/06/2021 05:00:00 AM	42.5	16	19	55	38.8	63.2%
03/06/2021 06:00:00 AM	42.5	18	21	50	38.3	57.1%
03/06/2021 07:00:00 AM	36.4	71	83	50	35.1	45.8%
03/06/2021 08:00:00 AM	34.8	154	181	45	34.9	35.9%
03/06/2021 09:00:00 AM	33.3	193	227	45	34.0	30.0%
03/06/2021 10:00:00 AM	32.0	249	293	45	33.4	22.5%
03/06/2021 11:00:00 AM	31.7	304	358	45	33.4	21.2%
03/06/2021 12:00:00 PM	32.8	275	324	45	33.9	26.2%
03/06/2021 01:00:00 PM	32.4	250	294	45	33.8	23.5%
03/06/2021 02:00:00 PM	32.9	264	311	45	33.7	27.3%
03/06/2021 03:00:00 PM	33.5	250	294	50	34.1	30.3%
03/06/2021 04:00:00 PM	33.8	294	346	50	33.8	37.0%

03/06/2021 05:00:00 PM	32.7	287	338	45	33.9	25.1%
03/06/2021 06:00:00 PM	33.1	280	330	50	34.1	28.2%
03/06/2021 07:00:00 PM	34.0	233	274	50	34.7	31.0%
03/06/2021 08:00:00 PM	34.5	168	198	50	34.7	37.9%
03/06/2021 09:00:00 PM	33.7	68	80	50	34.1	36.3%
03/06/2021 10:00:00 PM	35.7	37	44	50	34.9	47.7%
03/06/2021 11:00:00 PM	40.0	25	29	50	36.3	55.2%
04/06/2021 12:00:00 AM	38.0	8	10	40	36.7	60.0%
04/06/2021 01:00:00 AM	40.0	4	5	45	37.5	60.0%
04/06/2021 02:00:00 AM	40.0	6	7	60	38.5	71.4%
04/06/2021 03:00:00 AM	45.0	5	6	55	42.5	66.7%
04/06/2021 04:00:00 AM	47.5	3	4	50	42.5	100.0%
04/06/2021 05:00:00 AM	45.0	15	18	55	42.0	55.6%
04/06/2021 06:00:00 AM	41.2	25	29	60	36.0	79.3%
04/06/2021 07:00:00 AM	37.0	53	62	50	35.8	41.9%
04/06/2021 08:00:00 AM	34.9	150	176	45	34.7	41.5%
04/06/2021 09:00:00 AM	33.4	191	225	50	34.2	30.7%
04/06/2021 10:00:00 AM	32.3	287	338	45	33.4	24.6%
04/06/2021 11:00:00 AM	32.3	336	395	50	33.5	24.6%
04/06/2021 12:00:00 PM	31.4	251	295	40	33.3	19.7%
04/06/2021 01:00:00 PM	32.8	316	372	45	33.5	28.2%
04/06/2021 02:00:00 PM	33.0	271	319	40	33.6	28.5%
04/06/2021 03:00:00 PM	32.8	271	319	45	34.0	25.7%
04/06/2021 04:00:00 PM	32.6	303	357	45	33.8	25.5%
04/06/2021 05:00:00 PM	33.2	242	285	45	33.6	31.2%
04/06/2021 06:00:00 PM	33.4	260	306	45	34.2	29.7%
04/06/2021 07:00:00 PM	34.7	201	236	50	34.6	39.4%
04/06/2021 08:00:00 PM	34.9	122	144	45	34.5	45.8%
04/06/2021 09:00:00 PM	35.0	53	62	45	34.5	43.5%
04/06/2021 10:00:00 PM	37.2	52	61	50	36.1	41.0%
04/06/2021 11:00:00 PM	37.5	23	27	50	35.7	51.9%
05/06/2021 12:00:00 AM	37.5	14	16	45	35.0	50.0%
05/06/2021 01:00:00 AM	34.2	9	11	40	33.2	63.6%
05/06/2021 02:00:00 AM	40.0	5	6	60	41.3	66.7%
05/06/2021 03:00:00 AM	43.3	8	9	45	39.6	77.8%
05/06/2021 04:00:00 AM	45.0	3	4	50	41.3	100.0%
05/06/2021 05:00:00 AM	35.0	9	11	50	36.8	63.6%
05/06/2021 06:00:00 AM	45.0	8	10	55	41.1	70.0%
05/06/2021 07:00:00 AM	39.3	37	43	55	37.3	53.5%
05/06/2021 08:00:00 AM	37.1	88	103	55	35.8	44.7%
05/06/2021 09:00:00 AM	35.0	119	140	50	34.6	55.0%
05/06/2021 10:00:00 AM	33.3	203	239	45	33.8	30.5%
05/06/2021 11:00:00 AM	32.6	271	319	50	33.7	25.7%
05/06/2021 12:00:00 PM	32.2	256	301	45	33.5	23.9%
05/06/2021 01:00:00 PM	32.5	243	286	50	33.6	25.9%
05/06/2021 02:00:00 PM	33.2	187	220	45	33.3	32.3%
05/06/2021 03:00:00 PM	33.0	198	233	50	33.8	29.2%
05/06/2021 04:00:00 PM	32.2	225	265	45	33.3	24.5%
05/06/2021 05:00:00 PM	32.9	203	239	55	33.8	28.5%
05/06/2021 06:00:00 PM	33.9	211	248	55	34.8	31.5%

05/06/2021 07:00:00 PM	34.4	196	231	45	34.0	46.3%
05/06/2021 08:00:00 PM	35.3	120	141	45	34.5	45.4%
05/06/2021 09:00:00 PM	34.8	66	78	45	34.4	44.9%
05/06/2021 10:00:00 PM	37.9	52	61	50	37.1	41.0%
05/06/2021 11:00:00 PM	34.6	34	40	50	34.9	47.5%
06/06/2021 12:00:00 AM	37.5	9	11	45	36.5	45.5%
06/06/2021 01:00:00 AM	48.3	10	12	55	40.0	83.3%
06/06/2021 02:00:00 AM	50.0	2	2	50	47.5	50.0%
06/06/2021 03:00:00 AM	35.0	2	2	35	32.5	100.0%
06/06/2021 04:00:00 AM	40.0	2	2	40	37.5	50.0%
06/06/2021 05:00:00 AM	35.0	3	4	40	35.0	50.0%
06/06/2021 06:00:00 AM	40.0	5	6	45	39.2	50.0%
06/06/2021 07:00:00 AM	39.4	27	32	50	37.2	59.4%
06/06/2021 08:00:00 AM	37.0	46	54	45	35.1	53.7%
06/06/2021 09:00:00 AM	34.3	104	122	50	34.8	33.6%
06/06/2021 10:00:00 AM	33.3	182	214	45	34.0	29.0%
06/06/2021 11:00:00 AM	32.1	245	288	45	33.5	22.6%
06/06/2021 12:00:00 PM	32.4	267	314	40	33.3	24.8%
06/06/2021 01:00:00 PM	33.3	279	328	50	34.3	27.7%
06/06/2021 02:00:00 PM	32.6	224	264	45	33.7	25.8%
06/06/2021 03:00:00 PM	32.2	241	283	45	33.6	23.3%
06/06/2021 04:00:00 PM	33.3	214	252	45	34.1	29.4%
06/06/2021 05:00:00 PM	33.5	213	251	45	33.9	31.5%
06/06/2021 06:00:00 PM	34.2	190	224	45	34.3	36.2%
06/06/2021 07:00:00 PM	36.8	153	180	55	36.0	43.9%
06/06/2021 08:00:00 PM	37.0	79	93	50	35.6	48.4%
06/06/2021 09:00:00 PM	36.5	65	76	45	35.4	40.8%
06/06/2021 10:00:00 PM	36.2	31	37	55	35.2	59.5%
06/06/2021 11:00:00 PM	42.5	12	14	50	36.5	71.4%
07/06/2021 12:00:00 AM	55.0	8	9	60	43.9	77.8%
07/06/2021 01:00:00 AM	30.0	1	1	30	0.0	0.0%
07/06/2021 02:00:00 AM	40.0	6	7	60	39.5	71.4%
07/06/2021 03:00:00 AM	40.0	4	5	45	37.5	60.0%
07/06/2021 04:00:00 AM	45.0	3	3	45	42.5	33.3%
07/06/2021 05:00:00 AM	35.0	8	9	55	37.5	44.4%
07/06/2021 06:00:00 AM	39.4	24	28	45	36.2	67.9%
07/06/2021 07:00:00 AM	36.8	56	66	50	35.6	47.0%
07/06/2021 08:00:00 AM	34.4	150	177	50	34.3	40.1%
07/06/2021 09:00:00 AM	32.9	237	279	50	34.0	26.5%
07/06/2021 10:00:00 AM	33.7	170	200	45	34.2	31.0%
07/06/2021 11:00:00 AM	32.9	242	285	50	33.9	27.4%
07/06/2021 12:00:00 PM	32.6	235	276	45	33.4	26.4%
07/06/2021 01:00:00 PM	33.6	198	233	45	34.4	28.8%
07/06/2021 02:00:00 PM	33.6	188	221	45	33.9	32.1%
07/06/2021 03:00:00 PM	34.0	221	260	45	34.6	31.2%
07/06/2021 04:00:00 PM	33.3	245	288	45	33.9	30.6%
07/06/2021 05:00:00 PM	34.9	226	266	50	34.6	44.0%
07/06/2021 06:00:00 PM	33.6	207	244	50	34.5	31.6%
07/06/2021 07:00:00 PM	34.4	97	114	45	34.1	40.4%
07/06/2021 08:00:00 PM	34.6	76	90	45	34.3	41.1%

07/06/2021 09:00:00 PM	37.8	42	50	60	36.1	56.0%
07/06/2021 10:00:00 PM	36.0	40	47	45	34.7	53.2%
07/06/2021 11:00:00 PM	36.7	14	17	45	36.1	41.2%
08/06/2021 12:00:00 AM	47.5	9	11	60	43.1	81.8%
08/06/2021 01:00:00 AM	35.0	1	1	35	32.5	100.0%
08/06/2021 02:00:00 AM	55.0	3	3	55	42.5	100.0%
08/06/2021 03:00:00 AM	45.0	4	5	50	40.5	100.0%
08/06/2021 04:00:00 AM	45.0	4	5	50	39.5	100.0%
08/06/2021 05:00:00 AM	40.0	9	11	65	41.5	45.5%
08/06/2021 06:00:00 AM	42.5	18	21	50	37.5	71.4%
08/06/2021 07:00:00 AM	38.7	72	85	50	36.3	54.1%
08/06/2021 08:00:00 AM	34.6	161	189	45	34.7	34.4%
08/06/2021 09:00:00 AM	32.7	221	260	45	33.8	25.8%
08/06/2021 10:00:00 AM	32.8	206	242	50	34.1	25.6%
08/06/2021 11:00:00 AM	33.1	218	256	50	33.7	30.1%
08/06/2021 12:00:00 PM	32.7	226	266	45	33.9	25.6%
08/06/2021 01:00:00 PM	33.1	209	246	50	33.9	28.9%
08/06/2021 02:00:00 PM	34.4	196	231	55	34.8	33.3%
08/06/2021 03:00:00 PM	33.1	195	229	45	34.0	27.1%
08/06/2021 04:00:00 PM	32.8	276	325	45	33.7	27.4%
08/06/2021 05:00:00 PM	33.7	241	284	45	34.0	33.8%
08/06/2021 06:00:00 PM	33.8	218	256	45	34.0	35.2%
08/06/2021 07:00:00 PM	31.3	137	161	45	34.6	18.0%
08/06/2021 08:00:00 PM	33.3	108	127	50	34.3	29.1%
08/06/2021 09:00:00 PM	34.7	69	81	45	35.2	32.1%
08/06/2021 10:00:00 PM	35.0	35	41	45	35.2	31.7%
08/06/2021 11:00:00 PM	40.0	21	25	45	35.8	60.0%
09/06/2021 12:00:00 AM	35.0	12	14	45	35.5	35.7%
09/06/2021 01:00:00 AM	45.0	4	5	50	40.0	80.0%
09/06/2021 02:00:00 AM	60.0	3	3	60	45.0	66.7%
09/06/2021 03:00:00 AM	45.0	5	6	50	40.5	83.3%
09/06/2021 04:00:00 AM	45.0	3	4	50	43.8	100.0%
09/06/2021 05:00:00 AM	42.5	10	12	50	38.1	66.7%
09/06/2021 06:00:00 AM	41.7	29	34	50	37.3	64.7%
09/06/2021 07:00:00 AM	38.8	65	76	60	36.3	51.3%
09/06/2021 08:00:00 AM	35.0	156	184	45	34.5	40.8%
09/06/2021 09:00:00 AM	33.1	218	256	40	33.7	28.5%
09/06/2021 10:00:00 AM	33.6	223	262	45	34.1	31.3%
09/06/2021 11:00:00 AM	33.1	229	269	45	33.7	28.6%
09/06/2021 12:00:00 PM	33.7	229	269	45	34.2	30.1%
09/06/2021 01:00:00 PM	33.1	218	256	50	34.3	25.8%
09/06/2021 02:00:00 PM	32.7	215	253	45	34.0	25.7%
09/06/2021 03:00:00 PM	32.4	201	236	45	34.1	22.9%
09/06/2021 04:00:00 PM	34.3	257	302	55	34.5	35.4%
09/06/2021 05:00:00 PM	33.6	248	292	45	34.0	33.6%
09/06/2021 06:00:00 PM	34.2	204	240	50	35.0	32.5%
09/06/2021 07:00:00 PM	34.7	110	130	50	34.6	40.8%
09/06/2021 08:00:00 PM	36.4	82	97	45	34.7	51.5%
09/06/2021 09:00:00 PM	34.8	51	60	45	34.2	53.3%
09/06/2021 10:00:00 PM	35.0	44	52	50	35.2	42.3%

09/06/2021 11:00:00 PM	38.1	26	31	45	36.0	54.8%
10/06/2021 12:00:00 AM	40.0	11	13	45	36.8	53.8%
10/06/2021 01:00:00 AM	40.0	7	8	45	35.0	75.0%
10/06/2021 02:00:00 AM	55.0	1	1	55	52.5	100.0%
10/06/2021 03:00:00 AM	45.0	5	6	50	40.0	100.0%
10/06/2021 04:00:00 AM	47.5	4	5	50	44.2	60.0%
10/06/2021 05:00:00 AM	38.8	14	17	55	37.1	70.6%
10/06/2021 06:00:00 AM	42.5	19	22	45	36.6	77.3%
10/06/2021 07:00:00 AM	37.7	82	97	50	36.2	46.4%
10/06/2021 08:00:00 AM	34.5	148	174	50	34.9	39.1%
10/06/2021 09:00:00 AM	33.2	209	246	50	34.6	26.4%
10/06/2021 10:00:00 AM	32.8	229	269	50	33.9	26.0%
10/06/2021 11:00:00 AM	32.7	258	304	50	33.6	27.3%
10/06/2021 12:00:00 PM	32.2	235	277	45	33.6	23.8%
10/06/2021 01:00:00 PM	34.4	201	236	45	34.4	36.4%
10/06/2021 02:00:00 PM	33.3	222	261	50	34.1	28.4%
10/06/2021 03:00:00 PM	33.7	232	273	50	34.7	30.0%
10/06/2021 04:00:00 PM	32.7	116	136	45	34.2	24.3%
10/06/2021 05:00:00 PM	**No Data**					
10/06/2021 06:00:00 PM	**No Data**					
					
11/06/2021 09:00:00 AM	29.8	180	212	40	32.8	13.7%
11/06/2021 10:00:00 AM	31.6	290	341	45	33.1	21.1%
11/06/2021 11:00:00 AM	32.3	287	338	45	33.8	23.4%
11/06/2021 12:00:00 PM	32.8	263	309	55	34.0	25.2%
11/06/2021 01:00:00 PM	33.2	285	335	45	33.7	29.6%
11/06/2021 02:00:00 PM	33.2	242	285	45	34.5	26.3%
11/06/2021 03:00:00 PM	32.9	241	284	50	33.5	29.2%
11/06/2021 04:00:00 PM	32.8	312	367	45	33.4	28.1%
11/06/2021 05:00:00 PM	33.4	255	300	50	34.1	29.7%
11/06/2021 06:00:00 PM	32.9	198	233	50	34.3	25.8%
11/06/2021 07:00:00 PM	34.6	118	139	40	34.5	33.8%
11/06/2021 08:00:00 PM	35.4	94	110	45	34.4	52.7%
11/06/2021 09:00:00 PM	36.9	54	64	45	35.4	48.4%
11/06/2021 10:00:00 PM	38.6	46	54	45	36.3	46.3%
11/06/2021 11:00:00 PM	36.7	24	28	55	36.3	42.9%
12/06/2021 12:00:00 AM	40.0	16	19	55	40.3	47.4%
12/06/2021 01:00:00 AM	42.5	8	10	50	38.2	70.0%
12/06/2021 02:00:00 AM	40.0	4	5	60	47.5	40.0%
12/06/2021 03:00:00 AM	50.0	5	6	55	44.5	83.3%
12/06/2021 04:00:00 AM	45.0	3	4	55	45.8	75.0%
12/06/2021 05:00:00 AM	30.0	11	13	45	37.5	15.4%
12/06/2021 06:00:00 AM	38.3	15	18	60	36.4	77.8%
12/06/2021 07:00:00 AM	38.8	24	28	45	36.1	50.0%
12/06/2021 08:00:00 AM	34.6	78	92	45	34.0	52.2%
12/06/2021 09:00:00 AM	33.9	148	174	45	34.2	33.3%
12/06/2021 10:00:00 AM	32.2	228	268	40	33.3	23.9%
12/06/2021 11:00:00 AM	31.8	267	314	40	32.9	22.6%
12/06/2021 12:00:00 PM	33.1	212	249	40	33.8	27.3%
12/06/2021 01:00:00 PM	33.6	184	216	50	34.0	34.7%

12/06/2021 02:00:00 PM	33.6	189	222	55	34.4	30.6%
12/06/2021 03:00:00 PM	33.3	200	235	50	34.2	29.4%
12/06/2021 04:00:00 PM	33.8	184	217	45	34.0	33.6%
12/06/2021 05:00:00 PM	34.0	208	245	45	33.8	40.8%
12/06/2021 06:00:00 PM	35.4	212	249	45	34.4	47.4%
12/06/2021 07:00:00 PM	36.9	155	182	55	36.0	41.2%
12/06/2021 08:00:00 PM	34.6	102	120	45	34.1	40.8%
12/06/2021 09:00:00 PM	34.7	76	90	55	34.8	45.6%
12/06/2021 10:00:00 PM	35.6	54	64	45	34.5	50.0%
12/06/2021 11:00:00 PM	35.8	40	47	50	35.4	40.4%
13/06/2021 12:00:00 AM	38.0	19	22	45	36.0	45.5%
13/06/2021 01:00:00 AM	35.0	9	11	50	36.8	63.6%
13/06/2021 02:00:00 AM	38.3	4	5	40	35.5	100.0%
13/06/2021 03:00:00 AM	40.0	2	2	40	37.5	50.0%
13/06/2021 04:00:00 AM	40.0	3	3	40	37.5	33.3%
13/06/2021 05:00:00 AM	45.0	3	3	45	40.0	66.7%
13/06/2021 06:00:00 AM	45.0	11	13	55	41.6	84.6%
13/06/2021 07:00:00 AM	43.3	20	23	50	37.5	65.2%
13/06/2021 08:00:00 AM	38.8	55	65	50	36.4	53.8%
13/06/2021 09:00:00 AM	32.8	107	126	45	33.6	28.6%
13/06/2021 10:00:00 AM	33.5	189	222	40	33.8	30.2%
13/06/2021 11:00:00 AM	32.4	233	274	40	33.1	26.3%
13/06/2021 12:00:00 PM	33.0	237	279	45	33.4	30.5%
13/06/2021 01:00:00 PM	33.0	224	264	45	33.3	31.4%
13/06/2021 02:00:00 PM	33.0	201	237	45	34.4	27.0%
13/06/2021 03:00:00 PM	32.8	195	229	45	33.4	27.9%
13/06/2021 04:00:00 PM	33.4	203	239	45	33.5	34.7%
13/06/2021 05:00:00 PM	33.9	235	277	50	33.9	38.6%
13/06/2021 06:00:00 PM	34.1	224	263	50	34.3	34.6%
13/06/2021 07:00:00 PM	34.6	167	196	45	34.3	42.3%
13/06/2021 08:00:00 PM	35.7	136	160	45	35.0	40.6%
13/06/2021 09:00:00 PM	38.0	76	89	55	36.6	46.1%
13/06/2021 10:00:00 PM	37.8	40	47	60	36.7	53.2%
13/06/2021 11:00:00 PM	37.5	14	16	50	37.5	31.3%
14/06/2021 12:00:00 AM	45.0	8	9	55	37.5	100.0%
14/06/2021 01:00:00 AM	40.0	3	3	40	37.5	66.7%
14/06/2021 02:00:00 AM	40.0	2	2	40	37.5	100.0%
14/06/2021 03:00:00 AM	40.0	4	5	50	40.8	60.0%
14/06/2021 04:00:00 AM	45.0	2	2	45	42.5	50.0%
14/06/2021 05:00:00 AM	35.0	11	13	40	34.5	38.5%
14/06/2021 06:00:00 AM	38.1	21	25	45	36.1	56.0%
14/06/2021 07:00:00 AM	38.1	75	88	65	36.2	52.3%
14/06/2021 08:00:00 AM	34.0	159	187	50	34.4	34.8%
14/06/2021 09:00:00 AM	32.6	235	277	45	33.9	25.3%
14/06/2021 10:00:00 AM	32.2	252	296	45	33.6	23.0%
14/06/2021 11:00:00 AM	33.0	291	342	45	33.8	28.4%
14/06/2021 12:00:00 PM	33.5	242	285	45	33.6	34.0%
14/06/2021 01:00:00 PM	33.7	240	282	45	34.2	31.6%
14/06/2021 02:00:00 PM	34.5	234	275	50	34.8	33.1%
14/06/2021 03:00:00 PM	33.5	238	280	45	34.7	27.1%

14/06/2021 04:00:00 PM	32.8	309	363	45	33.6	27.3%
14/06/2021 05:00:00 PM	32.8	245	288	50	34.0	26.0%
14/06/2021 06:00:00 PM	34.6	201	236	50	34.9	32.2%
14/06/2021 07:00:00 PM	33.6	120	141	50	34.6	27.7%
14/06/2021 08:00:00 PM	35.8	74	87	45	34.7	47.1%
14/06/2021 09:00:00 PM	33.6	47	55	40	32.9	43.6%
14/06/2021 10:00:00 PM	33.0	27	32	45	33.4	34.4%
14/06/2021 11:00:00 PM	45.0	15	18	55	37.1	77.8%
15/06/2021 12:00:00 AM	42.5	6	7	45	37.5	71.4%
15/06/2021 01:00:00 AM	45.0	2	2	45	37.5	100.0%
15/06/2021 02:00:00 AM	40.0	4	5	45	37.5	80.0%
15/06/2021 03:00:00 AM	47.5	7	8	50	38.9	87.5%
15/06/2021 04:00:00 AM	35.0	3	3	35	32.5	33.3%
15/06/2021 05:00:00 AM	47.5	8	9	50	42.5	44.4%
15/06/2021 06:00:00 AM	46.7	19	22	55	40.0	63.6%
15/06/2021 07:00:00 AM	37.3	69	81	50	36.1	43.2%
15/06/2021 08:00:00 AM	34.5	151	178	50	34.9	34.3%
15/06/2021 09:00:00 AM	32.6	221	260	45	33.6	25.8%
15/06/2021 10:00:00 AM	33.8	203	239	45	34.1	32.6%
15/06/2021 11:00:00 AM	32.7	264	311	40	33.5	27.0%
15/06/2021 12:00:00 PM	32.6	213	251	50	33.9	26.3%
15/06/2021 01:00:00 PM	34.0	204	240	45	34.3	32.1%
15/06/2021 02:00:00 PM	33.4	217	255	50	34.3	28.6%
15/06/2021 03:00:00 PM	34.4	226	266	55	34.5	37.6%
15/06/2021 04:00:00 PM	33.6	283	333	55	34.2	31.5%
15/06/2021 05:00:00 PM	33.5	258	303	50	34.2	32.3%
15/06/2021 06:00:00 PM	33.2	220	259	45	33.8	29.7%
15/06/2021 07:00:00 PM	35.8	134	158	50	34.7	45.6%
15/06/2021 08:00:00 PM	35.4	81	95	50	35.3	33.7%
15/06/2021 09:00:00 PM	35.7	71	84	45	35.1	36.9%
15/06/2021 10:00:00 PM	36.0	30	35	45	34.3	57.1%
15/06/2021 11:00:00 PM	38.0	21	25	45	35.3	64.0%
16/06/2021 12:00:00 AM	40.0	11	13	50	36.0	76.9%
16/06/2021 01:00:00 AM	45.0	5	6	50	40.8	50.0%
16/06/2021 02:00:00 AM	30.0	1	1	30	0.0	0.0%
16/06/2021 03:00:00 AM	43.3	7	8	45	38.8	100.0%
16/06/2021 04:00:00 AM	45.0	2	2	45	42.5	50.0%
16/06/2021 05:00:00 AM	40.0	16	19	50	36.7	63.2%
16/06/2021 06:00:00 AM	42.0	24	28	50	36.9	60.7%
16/06/2021 07:00:00 AM	37.1	64	75	50	36.0	40.0%
16/06/2021 08:00:00 AM	34.6	167	196	45	34.9	34.7%
16/06/2021 09:00:00 AM	33.5	222	261	45	33.9	31.0%
16/06/2021 10:00:00 AM	33.4	240	282	40	33.7	30.9%
16/06/2021 11:00:00 AM	33.5	258	303	45	33.9	31.0%
16/06/2021 12:00:00 PM	33.4	215	253	45	33.7	32.4%
16/06/2021 01:00:00 PM	33.4	208	245	50	34.1	30.2%
16/06/2021 02:00:00 PM	33.3	217	255	45	33.8	29.8%
16/06/2021 03:00:00 PM	34.0	230	270	50	34.2	37.0%
16/06/2021 04:00:00 PM	33.7	246	289	50	34.7	30.8%
16/06/2021 05:00:00 PM	33.3	256	301	45	33.7	31.6%

16/06/2021 06:00:00 PM	34.6	201	237	55	34.7	42.6%
16/06/2021 07:00:00 PM	35.3	134	158	50	35.0	44.9%
16/06/2021 08:00:00 PM	34.9	110	130	45	34.3	42.3%
16/06/2021 09:00:00 PM	35.0	51	60	55	35.1	41.7%
16/06/2021 10:00:00 PM	35.8	48	56	55	35.4	46.4%
16/06/2021 11:00:00 PM	36.7	26	30	45	34.7	53.3%
17/06/2021 12:00:00 AM	40.0	10	12	45	36.1	58.3%
17/06/2021 01:00:00 AM	35.0	3	3	35	32.5	66.7%
17/06/2021 02:00:00 AM	0.0	0	0	0	0.0	0.0%
17/06/2021 03:00:00 AM	40.0	4	5	55	40.0	80.0%
17/06/2021 04:00:00 AM	45.0	2	2	45	40.0	100.0%
17/06/2021 05:00:00 AM	42.5	8	9	45	36.1	77.8%
17/06/2021 06:00:00 AM	35.0	5	6	40	35.0	33.3%
17/06/2021 07:00:00 AM	37.5	29	34	45	35.4	50.0%
17/06/2021 08:00:00 AM	33.6	82	97	45	34.1	32.0%
17/06/2021 09:00:00 AM	33.8	128	150	40	33.8	34.0%
17/06/2021 10:00:00 AM	32.4	150	176	45	33.5	24.4%
17/06/2021 11:00:00 AM	32.5	225	265	45	33.6	24.9%
17/06/2021 12:00:00 PM	33.4	227	267	50	34.1	29.6%
17/06/2021 01:00:00 PM	33.3	232	273	50	34.6	27.5%
17/06/2021 02:00:00 PM	34.1	226	266	55	34.2	35.7%
17/06/2021 03:00:00 PM	34.1	222	261	45	34.5	33.3%
17/06/2021 04:00:00 PM	33.7	241	284	45	34.2	33.5%
17/06/2021 05:00:00 PM	33.2	272	320	45	34.0	28.8%
17/06/2021 06:00:00 PM	34.5	199	234	50	34.6	39.3%
17/06/2021 07:00:00 PM	35.0	127	149	55	35.6	34.2%
17/06/2021 08:00:00 PM	34.7	101	119	50	34.6	45.4%
17/06/2021 09:00:00 PM	35.8	42	49	50	35.4	42.9%
17/06/2021 10:00:00 PM	38.8	39	46	45	36.6	47.8%
17/06/2021 11:00:00 PM	37.5	22	26	45	36.1	42.3%
18/06/2021 12:00:00 AM	40.0	8	10	45	36.9	80.0%
18/06/2021 01:00:00 AM	40.0	2	2	40	35.0	100.0%
18/06/2021 02:00:00 AM	40.0	1	1	40	37.5	100.0%
18/06/2021 03:00:00 AM	50.0	5	6	60	42.5	83.3%
18/06/2021 04:00:00 AM	40.0	1	1	40	37.5	100.0%
18/06/2021 05:00:00 AM	42.5	18	21	50	38.0	52.4%
18/06/2021 06:00:00 AM	39.0	18	21	45	36.3	57.1%
18/06/2021 07:00:00 AM	37.7	84	99	50	36.2	45.5%
18/06/2021 08:00:00 AM	34.6	133	157	50	34.9	36.9%
18/06/2021 09:00:00 AM	32.2	215	253	50	34.6	21.7%
18/06/2021 10:00:00 AM	33.1	311	366	45	33.8	28.7%
18/06/2021 11:00:00 AM	31.8	347	408	45	34.0	20.1%
18/06/2021 12:00:00 PM	32.6	293	345	45	33.2	27.8%
18/06/2021 01:00:00 PM	33.3	268	315	45	33.9	30.5%
18/06/2021 02:00:00 PM	32.6	274	322	50	33.6	25.8%
18/06/2021 03:00:00 PM	33.1	230	270	45	34.6	25.2%
18/06/2021 04:00:00 PM	33.2	246	290	45	33.9	28.6%
18/06/2021 05:00:00 PM	33.5	129	152	45	34.0	31.6%
18/06/2021 06:00:00 PM	33.7	81	95	40	34.5	26.3%
18/06/2021 07:00:00 PM	34.0	49	58	45	34.2	36.2%

18/06/2021 08:00:00 PM	33.8	37	43	45	34.6	27.9%
18/06/2021 09:00:00 PM	36.7	17	20	45	36.1	35.0%
18/06/2021 10:00:00 PM	32.5	10	12	35	32.5	33.3%
18/06/2021 11:00:00 PM	39.0	13	15	50	36.9	60.0%
19/06/2021 12:00:00 AM	39.0	16	19	45	36.3	63.2%
19/06/2021 01:00:00 AM	37.5	4	5	40	35.8	60.0%
19/06/2021 02:00:00 AM	60.0	2	2	60	57.5	50.0%
19/06/2021 03:00:00 AM	43.3	4	5	45	38.5	100.0%
19/06/2021 04:00:00 AM	40.0	1	1	40	37.5	100.0%
19/06/2021 05:00:00 AM	35.0	8	10	45	35.5	50.0%
19/06/2021 06:00:00 AM	42.5	5	6	45	39.2	50.0%
19/06/2021 07:00:00 AM	38.3	26	30	50	36.2	50.0%
19/06/2021 08:00:00 AM	33.8	57	67	40	34.3	29.9%
19/06/2021 09:00:00 AM	34.0	129	152	60	34.3	36.2%
19/06/2021 10:00:00 AM	33.3	211	248	45	33.5	32.3%
19/06/2021 11:00:00 AM	32.1	275	323	40	33.6	22.3%
19/06/2021 12:00:00 PM	33.2	219	258	45	33.8	29.5%
19/06/2021 01:00:00 PM	33.2	213	251	45	33.9	30.3%
19/06/2021 02:00:00 PM	33.3	188	221	45	34.0	29.4%
19/06/2021 03:00:00 PM	32.7	194	228	45	33.5	27.2%
19/06/2021 04:00:00 PM	33.1	166	195	45	33.8	28.7%
19/06/2021 05:00:00 PM	34.5	178	209	45	34.3	38.3%
19/06/2021 06:00:00 PM	33.5	201	236	40	33.5	33.1%
19/06/2021 07:00:00 PM	35.2	151	178	55	35.0	42.7%
19/06/2021 08:00:00 PM	36.4	122	143	50	35.4	44.1%
19/06/2021 09:00:00 PM	35.0	67	79	45	34.6	43.0%
19/06/2021 10:00:00 PM	35.0	41	48	50	35.7	35.4%
19/06/2021 11:00:00 PM	35.0	26	30	45	34.4	43.3%
20/06/2021 12:00:00 AM	38.0	18	21	50	36.9	42.9%
20/06/2021 01:00:00 AM	45.0	12	14	65	41.9	57.1%
20/06/2021 02:00:00 AM	40.0	1	1	40	37.5	100.0%
20/06/2021 03:00:00 AM	0.0	0	0	0	0.0	0.0%
20/06/2021 04:00:00 AM	50.0	1	1	50	47.5	100.0%
20/06/2021 05:00:00 AM	30.0	1	1	30	0.0	0.0%
20/06/2021 06:00:00 AM	37.5	6	7	40	35.0	57.1%
20/06/2021 07:00:00 AM	35.0	10	12	40	33.9	58.3%
20/06/2021 08:00:00 AM	36.7	29	34	45	36.0	38.2%
20/06/2021 09:00:00 AM	33.2	66	78	45	34.9	26.9%
20/06/2021 10:00:00 AM	33.0	164	193	50	34.0	28.0%
20/06/2021 11:00:00 AM	32.6	246	289	45	33.7	25.3%
20/06/2021 12:00:00 PM	33.0	262	308	45	33.9	27.6%
20/06/2021 01:00:00 PM	33.2	280	330	50	34.0	29.1%
20/06/2021 02:00:00 PM	33.4	230	270	45	34.0	30.0%
20/06/2021 03:00:00 PM	33.1	212	250	55	34.1	28.8%
20/06/2021 04:00:00 PM	34.0	216	254	45	34.1	34.6%
20/06/2021 05:00:00 PM	33.5	206	242	45	33.5	34.3%
20/06/2021 06:00:00 PM	34.3	212	249	50	34.3	38.6%
20/06/2021 07:00:00 PM	34.8	150	177	55	34.5	46.9%
20/06/2021 08:00:00 PM	36.2	94	110	50	34.8	52.7%
20/06/2021 09:00:00 PM	37.2	63	74	55	36.3	43.2%

20/06/2021 10:00:00 PM	39.0	42	50	60	38.1	50.0%
20/06/2021 11:00:00 PM	35.0	9	11	40	35.0	36.4%
21/06/2021 12:00:00 AM	45.0	5	6	50	40.0	66.7%
21/06/2021 01:00:00 AM	50.0	3	3	50	37.5	100.0%
21/06/2021 02:00:00 AM	45.0	3	4	55	45.0	100.0%
21/06/2021 03:00:00 AM	40.0	4	5	50	40.8	60.0%
21/06/2021 04:00:00 AM	45.0	5	6	50	42.5	83.3%
21/06/2021 05:00:00 AM	40.0	10	12	45	36.9	66.7%
21/06/2021 06:00:00 AM	40.0	34	40	50	36.3	75.0%
21/06/2021 07:00:00 AM	37.3	63	74	50	35.4	51.4%
21/06/2021 08:00:00 AM	33.4	170	200	50	34.4	28.5%
21/06/2021 09:00:00 AM	32.5	224	263	45	33.5	25.5%
21/06/2021 10:00:00 AM	32.4	217	255	50	33.9	23.9%
21/06/2021 11:00:00 AM	31.8	206	242	40	33.5	21.1%
21/06/2021 12:00:00 PM	34.0	238	280	45	34.3	32.9%
21/06/2021 01:00:00 PM	33.2	196	230	50	33.9	30.0%
21/06/2021 02:00:00 PM	33.7	216	254	60	34.8	31.5%
21/06/2021 03:00:00 PM	33.3	235	276	50	34.6	26.8%
21/06/2021 04:00:00 PM	33.2	234	275	45	33.6	30.9%
21/06/2021 05:00:00 PM	32.9	212	250	45	33.5	28.8%
21/06/2021 06:00:00 PM	33.7	168	198	60	34.1	34.3%
21/06/2021 07:00:00 PM	34.5	119	140	50	34.9	36.4%
21/06/2021 08:00:00 PM	34.0	68	80	45	34.4	36.3%
21/06/2021 09:00:00 PM	40.0	30	35	55	36.7	74.3%
21/06/2021 10:00:00 PM	34.6	32	38	45	34.1	50.0%
21/06/2021 11:00:00 PM	35.0	17	20	40	35.0	30.0%
22/06/2021 12:00:00 AM	38.3	12	14	45	35.0	71.4%
22/06/2021 01:00:00 AM	30.0	2	2	30	0.0	0.0%
22/06/2021 02:00:00 AM	50.0	3	4	55	49.2	75.0%
22/06/2021 03:00:00 AM	50.0	4	5	55	41.5	100.0%
22/06/2021 04:00:00 AM	47.5	4	5	50	42.5	80.0%
22/06/2021 05:00:00 AM	41.7	12	14	45	38.2	50.0%
22/06/2021 06:00:00 AM	38.3	28	33	55	35.8	60.6%
22/06/2021 07:00:00 AM	38.1	68	80	50	35.5	58.8%
22/06/2021 08:00:00 AM	35.0	161	189	50	34.9	37.6%
22/06/2021 09:00:00 AM	32.8	243	286	45	33.9	26.6%
22/06/2021 10:00:00 AM	33.1	234	275	45	33.7	28.0%
22/06/2021 11:00:00 AM	32.7	215	253	40	32.9	29.6%
22/06/2021 12:00:00 PM	33.6	208	245	45	33.7	35.1%
22/06/2021 01:00:00 PM	33.1	180	212	50	33.6	30.2%
22/06/2021 02:00:00 PM	33.5	207	244	45	33.7	33.6%
22/06/2021 03:00:00 PM	32.7	213	251	45	33.8	25.5%
22/06/2021 04:00:00 PM	33.0	231	272	50	34.3	26.8%
22/06/2021 05:00:00 PM	33.1	249	293	45	33.5	30.4%
22/06/2021 06:00:00 PM	34.0	212	250	45	34.2	34.4%
22/06/2021 07:00:00 PM	34.7	147	173	50	35.0	36.4%
22/06/2021 08:00:00 PM	35.0	88	103	45	34.3	43.7%
22/06/2021 09:00:00 PM	35.0	47	55	45	34.7	41.8%
22/06/2021 10:00:00 PM	35.0	31	36	45	35.2	36.1%
22/06/2021 11:00:00 PM	37.8	34	40	50	36.0	50.0%

23/06/2021 12:00:00 AM	45.0	7	8	60	38.9	87.5%
23/06/2021 01:00:00 AM	45.0	1	1	45	42.5	100.0%
23/06/2021 02:00:00 AM	52.5	3	4	55	47.5	100.0%
23/06/2021 03:00:00 AM	40.0	8	10	45	37.5	50.0%
23/06/2021 04:00:00 AM	40.0	2	2	40	35.0	100.0%
23/06/2021 05:00:00 AM	43.3	7	8	45	39.5	62.5%
23/06/2021 06:00:00 AM	42.0	21	25	50	37.5	76.0%
23/06/2021 07:00:00 AM	37.2	64	75	50	35.0	61.3%
23/06/2021 08:00:00 AM	33.8	145	171	45	34.2	35.1%
23/06/2021 09:00:00 AM	33.8	211	248	45	34.1	31.9%
23/06/2021 10:00:00 AM	33.7	223	262	45	33.8	33.2%
23/06/2021 11:00:00 AM	32.7	245	288	45	33.5	27.1%
23/06/2021 12:00:00 PM	33.0	239	281	45	33.4	29.5%
23/06/2021 01:00:00 PM	34.5	200	235	45	34.3	38.7%
23/06/2021 02:00:00 PM	34.0	205	241	45	34.2	32.8%
23/06/2021 03:00:00 PM	32.9	241	284	40	33.3	30.3%
23/06/2021 04:00:00 PM	33.6	283	333	50	34.1	31.5%
23/06/2021 05:00:00 PM	33.2	236	278	45	34.0	29.1%
23/06/2021 06:00:00 PM	33.7	224	263	50	34.1	33.5%
23/06/2021 07:00:00 PM	34.4	128	150	45	33.8	44.7%
23/06/2021 08:00:00 PM	34.1	97	114	45	34.1	37.7%
23/06/2021 09:00:00 PM	35.0	62	73	50	35.1	47.9%
23/06/2021 10:00:00 PM	35.0	38	45	50	35.0	44.4%
23/06/2021 11:00:00 PM	37.5	8	9	40	33.9	77.8%
24/06/2021 12:00:00 AM	43.0	14	16	45	38.5	62.5%
24/06/2021 01:00:00 AM	45.0	2	2	45	40.0	100.0%
24/06/2021 02:00:00 AM	50.0	2	2	50	42.5	100.0%
24/06/2021 03:00:00 AM	45.0	5	6	50	40.5	83.3%
24/06/2021 04:00:00 AM	45.0	3	3	45	40.8	100.0%
24/06/2021 05:00:00 AM	45.0	10	12	55	40.4	58.3%
24/06/2021 06:00:00 AM	41.7	15	18	50	37.9	66.7%
24/06/2021 07:00:00 AM	38.0	82	97	50	35.8	55.7%
24/06/2021 08:00:00 AM	33.6	142	167	45	34.3	32.3%
24/06/2021 09:00:00 AM	33.7	241	284	45	34.0	32.0%
24/06/2021 10:00:00 AM	33.8	240	282	50	34.0	35.5%
24/06/2021 11:00:00 AM	33.1	262	308	45	33.3	32.5%
24/06/2021 12:00:00 PM	32.2	259	305	45	33.9	22.3%
24/06/2021 01:00:00 PM	33.2	229	269	45	33.6	31.6%
24/06/2021 02:00:00 PM	33.2	215	253	45	34.0	28.1%
24/06/2021 03:00:00 PM	33.3	111	131	50	34.3	32.1%
24/06/2021 04:00:00 PM	32.9	171	201	45	33.7	27.9%
24/06/2021 05:00:00 PM	33.5	224	264	45	33.9	31.4%
24/06/2021 06:00:00 PM	34.5	176	207	55	35.8	29.5%
24/06/2021 07:00:00 PM	37.2	118	139	50	35.5	51.1%
24/06/2021 08:00:00 PM	34.0	91	107	50	34.6	33.6%
24/06/2021 09:00:00 PM	34.8	60	71	50	34.8	52.1%
24/06/2021 10:00:00 PM	35.0	33	39	45	34.9	43.6%
24/06/2021 11:00:00 PM	37.5	15	18	45	35.8	50.0%
25/06/2021 12:00:00 AM	45.0	6	7	50	41.3	57.1%
25/06/2021 01:00:00 AM	50.0	2	2	50	40.0	100.0%

25/06/2021 02:00:00 AM	0.0	0	0	0	0.0	0.0%
25/06/2021 03:00:00 AM	55.0	2	2	55	42.5	100.0%
25/06/2021 04:00:00 AM	45.0	2	2	45	37.5	100.0%
25/06/2021 05:00:00 AM	40.0	3	4	60	41.3	100.0%
25/06/2021 06:00:00 AM	40.0	14	16	50	36.5	62.5%
25/06/2021 07:00:00 AM	35.0	25	29	45	34.8	37.9%
25/06/2021 08:00:00 AM	34.8	72	85	40	34.4	37.6%
25/06/2021 09:00:00 AM	33.1	127	149	40	33.7	28.2%
25/06/2021 10:00:00 AM	32.0	170	200	45	33.0	23.5%
25/06/2021 11:00:00 AM	31.9	251	295	45	33.2	22.4%
25/06/2021 12:00:00 PM	33.1	245	288	50	34.2	26.4%
25/06/2021 01:00:00 PM	32.3	246	289	45	33.3	24.6%
25/06/2021 02:00:00 PM	33.7	204	240	45	33.4	39.2%
25/06/2021 03:00:00 PM	33.4	231	272	45	33.9	30.9%
25/06/2021 04:00:00 PM	32.8	232	273	45	33.7	27.1%
25/06/2021 05:00:00 PM	33.7	190	224	45	34.1	32.1%
25/06/2021 06:00:00 PM	29.2	171	201	50	34.7	9.0%
25/06/2021 07:00:00 PM	30.9	122	144	50	35.1	17.4%
25/06/2021 08:00:00 PM	36.7	63	74	50	36.2	40.5%
25/06/2021 09:00:00 PM	36.7	48	56	55	35.9	44.6%
25/06/2021 10:00:00 PM	34.6	39	46	45	34.3	43.5%
25/06/2021 11:00:00 PM	38.3	22	26	50	36.5	57.7%
26/06/2021 12:00:00 AM	40.0	9	11	45	38.8	36.4%
26/06/2021 01:00:00 AM	40.0	7	8	50	38.3	75.0%
26/06/2021 02:00:00 AM	60.0	3	3	60	42.5	100.0%
26/06/2021 03:00:00 AM	37.5	8	9	40	33.9	77.8%
26/06/2021 04:00:00 AM	40.0	2	2	40	37.5	100.0%
26/06/2021 05:00:00 AM	40.0	4	5	45	37.5	60.0%
26/06/2021 06:00:00 AM	40.0	14	16	50	37.5	68.8%
26/06/2021 07:00:00 AM	39.2	29	34	50	36.3	61.8%
26/06/2021 08:00:00 AM	34.4	61	72	45	34.5	34.7%
26/06/2021 09:00:00 AM	33.4	137	161	45	33.5	32.9%
26/06/2021 10:00:00 AM	32.1	212	250	50	33.9	22.4%
26/06/2021 11:00:00 AM	32.3	247	291	45	33.5	24.7%
26/06/2021 12:00:00 PM	32.5	207	243	45	33.3	25.9%
26/06/2021 01:00:00 PM	32.3	214	252	45	33.4	25.0%
26/06/2021 02:00:00 PM	33.0	195	229	45	34.1	26.6%
26/06/2021 03:00:00 PM	32.3	182	214	45	33.6	23.8%
26/06/2021 04:00:00 PM	32.9	170	200	45	34.2	26.0%
26/06/2021 05:00:00 PM	33.2	198	233	55	33.7	31.3%
26/06/2021 06:00:00 PM	33.7	178	210	45	33.9	36.2%
26/06/2021 07:00:00 PM	34.8	134	158	50	34.3	45.6%
26/06/2021 08:00:00 PM	34.6	80	94	45	34.3	41.5%
26/06/2021 09:00:00 PM	34.0	69	81	55	35.2	34.6%
26/06/2021 10:00:00 PM	37.0	47	55	50	35.2	58.2%
26/06/2021 11:00:00 PM	36.7	24	28	45	35.0	50.0%
27/06/2021 12:00:00 AM	42.5	14	16	50	39.6	43.8%
27/06/2021 01:00:00 AM	35.0	9	11	45	35.5	45.5%
27/06/2021 02:00:00 AM	55.0	2	2	55	42.5	100.0%
27/06/2021 03:00:00 AM	40.0	3	3	40	34.2	100.0%

27/06/2021 04:00:00 AM	50.0	2	2	50	42.5	100.0%
27/06/2021 05:00:00 AM	45.0	2	2	45	42.5	50.0%
27/06/2021 06:00:00 AM	37.5	5	6	40	34.5	83.3%
27/06/2021 07:00:00 AM	39.2	21	25	55	38.3	48.0%
27/06/2021 08:00:00 AM	33.8	37	43	45	33.8	37.2%
27/06/2021 09:00:00 AM	34.5	95	112	55	34.8	39.3%
27/06/2021 10:00:00 AM	32.6	161	189	40	33.4	25.9%
27/06/2021 11:00:00 AM	32.7	259	305	40	33.5	26.9%
27/06/2021 12:00:00 PM	31.7	290	341	45	33.7	20.2%
27/06/2021 01:00:00 PM	32.7	244	287	40	33.3	27.2%
27/06/2021 02:00:00 PM	32.8	211	248	45	33.8	26.6%
27/06/2021 03:00:00 PM	33.9	206	242	45	34.1	34.7%
27/06/2021 04:00:00 PM	34.0	243	286	40	33.7	38.1%
27/06/2021 05:00:00 PM	33.0	258	303	50	33.4	31.0%
27/06/2021 06:00:00 PM	34.0	196	230	50	34.0	37.0%
27/06/2021 07:00:00 PM	35.0	149	175	45	34.7	40.6%
27/06/2021 08:00:00 PM	35.0	80	94	50	34.9	48.9%
27/06/2021 09:00:00 PM	38.9	54	64	50	36.3	53.1%
27/06/2021 10:00:00 PM	37.1	27	32	50	35.8	46.9%
27/06/2021 11:00:00 PM	40.0	16	19	50	37.0	57.9%
28/06/2021 12:00:00 AM	40.0	5	6	45	39.2	50.0%
28/06/2021 01:00:00 AM	28.3	4	5	30	0.0	0.0%
28/06/2021 02:00:00 AM	45.0	3	4	55	41.3	100.0%
28/06/2021 03:00:00 AM	40.0	3	3	40	37.5	66.7%
28/06/2021 04:00:00 AM	0.0	0	0	0	0.0	0.0%
28/06/2021 05:00:00 AM	38.3	14	17	45	35.4	70.6%
28/06/2021 06:00:00 AM	41.0	26	31	50	38.1	58.1%
28/06/2021 07:00:00 AM	37.7	69	81	50	36.5	44.4%
28/06/2021 08:00:00 AM	34.0	150	176	50	34.7	33.0%
28/06/2021 09:00:00 AM	32.1	207	243	55	34.2	22.2%
28/06/2021 10:00:00 AM	32.4	208	245	50	33.9	24.1%
28/06/2021 11:00:00 AM	33.8	239	281	60	34.3	34.9%
28/06/2021 12:00:00 PM	33.8	229	269	45	33.9	33.5%
28/06/2021 01:00:00 PM	33.7	184	217	45	33.6	36.4%
28/06/2021 02:00:00 PM	34.1	195	229	50	34.6	33.6%
28/06/2021 03:00:00 PM	34.5	196	230	50	34.8	34.8%
28/06/2021 04:00:00 PM	33.7	254	299	50	34.5	31.4%
28/06/2021 05:00:00 PM	33.4	233	274	45	34.2	28.1%
28/06/2021 06:00:00 PM	33.2	207	244	55	34.6	27.0%
28/06/2021 07:00:00 PM	34.2	119	140	45	34.6	33.6%
28/06/2021 08:00:00 PM	35.5	82	97	45	34.7	50.5%
28/06/2021 09:00:00 PM	34.6	38	45	45	34.5	44.4%
28/06/2021 10:00:00 PM	34.6	29	34	45	34.4	47.1%
28/06/2021 11:00:00 PM	37.5	10	12	40	35.4	58.3%
29/06/2021 12:00:00 AM	45.0	5	6	55	41.3	66.7%
29/06/2021 01:00:00 AM	0.0	0	0	0	0.0	0.0%
29/06/2021 02:00:00 AM	60.0	2	2	60	47.5	100.0%
29/06/2021 03:00:00 AM	50.0	2	2	50	47.5	50.0%
29/06/2021 04:00:00 AM	45.0	1	1	45	42.5	100.0%
29/06/2021 05:00:00 AM	37.5	11	13	45	35.0	61.5%

29/06/2021 06:00:00 AM	45.0	30	35	60	39.3	80.0%
29/06/2021 07:00:00 AM	38.6	71	83	50	35.9	54.2%
29/06/2021 08:00:00 AM	36.0	134	158	45	34.6	50.0%
29/06/2021 09:00:00 AM	33.6	203	239	45	34.2	31.0%
29/06/2021 10:00:00 AM	34.7	207	243	40	34.2	39.5%
29/06/2021 11:00:00 AM	33.4	230	270	45	33.7	33.3%
29/06/2021 12:00:00 PM	34.3	230	270	45	34.0	37.8%
29/06/2021 01:00:00 PM	33.6	236	278	45	34.1	31.7%
29/06/2021 02:00:00 PM	33.3	203	239	50	34.1	28.9%
29/06/2021 03:00:00 PM	33.6	205	241	50	33.8	36.1%
29/06/2021 04:00:00 PM	34.3	252	296	45	34.6	34.5%
29/06/2021 05:00:00 PM	33.1	248	292	55	33.7	30.8%
29/06/2021 06:00:00 PM	33.8	173	203	50	34.7	30.0%
29/06/2021 07:00:00 PM	34.6	91	107	70	35.2	39.3%
29/06/2021 08:00:00 PM	35.0	86	101	45	34.8	41.6%
29/06/2021 09:00:00 PM	34.2	48	56	40	33.6	41.1%
29/06/2021 10:00:00 PM	37.1	32	38	50	35.5	52.6%
29/06/2021 11:00:00 PM	42.5	17	20	55	39.5	50.0%
30/06/2021 12:00:00 AM	50.0	8	9	55	39.2	66.7%
30/06/2021 01:00:00 AM	40.0	2	2	40	37.5	100.0%
30/06/2021 02:00:00 AM	55.0	2	2	55	52.5	50.0%
30/06/2021 03:00:00 AM	45.0	7	8	50	39.2	75.0%
30/06/2021 04:00:00 AM	35.0	2	2	35	32.5	50.0%
30/06/2021 05:00:00 AM	37.5	11	13	45	34.5	76.9%
30/06/2021 06:00:00 AM	38.8	17	20	50	36.0	65.0%
30/06/2021 07:00:00 AM	36.9	53	62	45	35.4	45.2%
30/06/2021 08:00:00 AM	34.0	124	146	50	34.5	33.6%
30/06/2021 09:00:00 AM	32.7	204	240	40	33.6	25.4%
30/06/2021 10:00:00 AM	32.8	230	271	45	33.7	26.9%
30/06/2021 11:00:00 AM	31.7	271	319	45	33.9	20.4%
30/06/2021 12:00:00 PM	33.4	249	293	50	34.0	30.7%
30/06/2021 01:00:00 PM	33.7	243	286	45	34.2	30.4%
30/06/2021 02:00:00 PM	33.0	197	232	50	33.8	29.3%
30/06/2021 03:00:00 PM	33.3	225	265	45	34.2	27.9%
30/06/2021 04:00:00 PM	33.8	238	280	45	34.2	32.5%
30/06/2021 05:00:00 PM	32.7	231	272	50	34.5	24.3%
30/06/2021 06:00:00 PM	34.5	195	229	50	34.5	40.2%
30/06/2021 07:00:00 PM	34.2	122	144	45	34.3	38.2%
30/06/2021 08:00:00 PM	37.3	86	101	50	36.3	41.6%
30/06/2021 09:00:00 PM	35.0	61	72	45	34.8	38.9%
30/06/2021 10:00:00 PM	34.7	40	47	55	35.1	44.7%
30/06/2021 11:00:00 PM	37.5	21	25	40	34.9	68.0%
01/07/2021 12:00:00 AM	45.0	7	8	50	36.1	87.5%
01/07/2021 01:00:00 AM	0.0	0	0	0	0.0	0.0%
01/07/2021 02:00:00 AM	55.0	3	3	55	42.5	66.7%
01/07/2021 03:00:00 AM	33.8	3	4	35	32.5	100.0%
01/07/2021 04:00:00 AM	40.0	4	5	45	37.5	80.0%
01/07/2021 05:00:00 AM	42.5	8	9	45	36.8	77.8%
01/07/2021 06:00:00 AM	38.6	24	28	50	36.0	60.7%
01/07/2021 07:00:00 AM	35.0	57	67	50	35.7	44.8%

01/07/2021 08:00:00 AM	35.7	144	169	50	34.9	43.8%
01/07/2021 09:00:00 AM	33.4	237	279	50	34.2	29.4%
01/07/2021 10:00:00 AM	34.0	234	275	45	34.4	32.7%
01/07/2021 11:00:00 AM	33.2	270	318	40	33.4	31.8%
01/07/2021 12:00:00 PM	33.3	236	278	45	33.6	31.3%
01/07/2021 01:00:00 PM	33.2	221	260	45	33.5	31.9%
01/07/2021 02:00:00 PM	33.9	201	237	50	34.2	33.8%
01/07/2021 03:00:00 PM	32.7	238	280	50	33.7	27.1%
01/07/2021 04:00:00 PM	33.5	219	258	50	34.5	30.6%
01/07/2021 05:00:00 PM	32.4	268	315	45	34.1	22.5%
01/07/2021 06:00:00 PM	34.7	187	220	45	34.6	36.4%
01/07/2021 07:00:00 PM	34.2	144	169	45	34.2	37.9%
01/07/2021 08:00:00 PM	34.3	94	111	50	34.5	36.0%
01/07/2021 09:00:00 PM	35.6	67	79	50	35.5	40.5%
01/07/2021 10:00:00 PM	34.6	45	53	55	36.0	37.7%
01/07/2021 11:00:00 PM	41.2	25	29	50	37.5	58.6%
02/07/2021 12:00:00 AM	49.0	9	11	55	44.4	72.7%
02/07/2021 01:00:00 AM	52.5	3	4	55	43.8	100.0%
02/07/2021 02:00:00 AM	55.0	3	3	55	50.0	66.7%
02/07/2021 03:00:00 AM	55.0	6	7	60	44.6	100.0%
02/07/2021 04:00:00 AM	50.0	2	2	50	45.0	100.0%
02/07/2021 05:00:00 AM	40.0	9	11	45	37.5	63.6%
02/07/2021 06:00:00 AM	36.7	27	32	45	34.9	53.1%
02/07/2021 07:00:00 AM	38.6	75	88	50	36.7	47.7%
02/07/2021 08:00:00 AM	34.7	124	146	50	34.7	43.8%
02/07/2021 09:00:00 AM	33.2	250	294	45	33.8	30.3%
02/07/2021 10:00:00 AM	33.1	277	326	45	33.7	29.1%
02/07/2021 11:00:00 AM	31.5	327	385	40	33.1	20.3%
02/07/2021 12:00:00 PM	32.5	281	331	45	33.2	26.9%
02/07/2021 01:00:00 PM	33.2	263	309	45	33.8	29.4%
02/07/2021 02:00:00 PM	33.8	238	280	45	34.6	30.0%
02/07/2021 03:00:00 PM	33.8	242	285	50	34.3	33.0%
02/07/2021 04:00:00 PM	33.7	269	316	45	34.1	30.4%
02/07/2021 05:00:00 PM	33.2	230	271	45	34.3	27.3%
02/07/2021 06:00:00 PM	33.5	233	274	45	33.8	32.1%
02/07/2021 07:00:00 PM	36.2	133	157	55	35.1	48.4%
02/07/2021 08:00:00 PM	36.2	98	115	50	35.8	37.4%
02/07/2021 09:00:00 PM	36.5	47	55	45	34.4	56.4%
02/07/2021 10:00:00 PM	34.3	40	47	50	34.8	42.6%
02/07/2021 11:00:00 PM	36.7	24	28	50	35.8	42.9%
03/07/2021 12:00:00 AM	45.0	14	16	55	38.4	68.8%
03/07/2021 01:00:00 AM	55.0	5	6	60	45.0	66.7%
03/07/2021 02:00:00 AM	40.0	7	8	45	35.5	62.5%
03/07/2021 03:00:00 AM	38.3	5	6	40	35.5	83.3%
03/07/2021 04:00:00 AM	45.0	2	2	45	42.5	50.0%
03/07/2021 05:00:00 AM	35.0	7	8	45	35.8	37.5%
03/07/2021 06:00:00 AM	40.0	13	15	45	36.8	46.7%
03/07/2021 07:00:00 AM	40.0	26	30	50	37.2	56.7%
03/07/2021 08:00:00 AM	35.6	71	83	50	35.8	32.5%
03/07/2021 09:00:00 AM	34.1	132	155	45	34.7	32.9%

03/07/2021 10:00:00 AM	33.4	190	224	45	34.0	30.8%
03/07/2021 11:00:00 AM	32.3	235	277	45	33.5	24.2%
03/07/2021 12:00:00 PM	32.3	183	215	50	32.9	26.5%
03/07/2021 01:00:00 PM	32.1	180	212	50	34.0	22.6%
03/07/2021 02:00:00 PM	32.7	76	89	45	35.1	21.3%
03/07/2021 03:00:00 PM	33.1	100	118	45	33.4	32.2%
03/07/2021 04:00:00 PM	33.1	171	201	45	33.7	28.9%
03/07/2021 05:00:00 PM	33.5	178	210	45	34.3	28.6%
03/07/2021 06:00:00 PM	34.4	162	190	60	34.4	40.0%
03/07/2021 07:00:00 PM	36.1	115	135	60	35.0	45.2%
03/07/2021 08:00:00 PM	33.6	67	79	50	33.6	41.8%
03/07/2021 09:00:00 PM	36.0	28	33	55	35.5	45.5%
03/07/2021 10:00:00 PM	34.4	22	26	40	33.9	42.3%
03/07/2021 11:00:00 PM	37.0	17	20	40	35.0	50.0%
04/07/2021 12:00:00 AM	43.3	7	8	45	40.0	50.0%
04/07/2021 01:00:00 AM	30.0	5	6	40	37.5	16.7%
04/07/2021 02:00:00 AM	37.5	3	4	40	35.8	75.0%
04/07/2021 03:00:00 AM	40.0	1	1	40	37.5	100.0%
04/07/2021 04:00:00 AM	50.0	1	1	50	47.5	100.0%
04/07/2021 05:00:00 AM	33.8	4	5	35	32.5	80.0%
04/07/2021 06:00:00 AM	35.0	3	4	40	34.2	75.0%
04/07/2021 07:00:00 AM	38.3	16	19	45	36.5	52.6%
04/07/2021 08:00:00 AM	34.3	45	53	50	34.6	39.6%
04/07/2021 09:00:00 AM	34.3	82	96	50	34.5	38.5%
04/07/2021 10:00:00 AM	33.2	162	191	50	33.8	30.4%
04/07/2021 11:00:00 AM	32.3	246	289	40	33.3	24.6%
04/07/2021 12:00:00 PM	33.7	221	260	45	33.2	41.2%
04/07/2021 01:00:00 PM	33.3	245	288	45	34.0	28.1%
04/07/2021 02:00:00 PM	33.1	177	208	45	33.3	31.7%
04/07/2021 03:00:00 PM	33.2	207	244	55	34.3	28.7%
04/07/2021 04:00:00 PM	33.0	102	120	45	33.6	30.8%
04/07/2021 05:00:00 PM	33.7	201	237	50	33.9	35.9%
04/07/2021 06:00:00 PM	32.8	122	144	50	33.3	30.6%
04/07/2021 07:00:00 PM	30.8	43	51	45	34.7	17.6%
04/07/2021 08:00:00 PM	33.8	8	10	55	36.5	50.0%
04/07/2021 09:00:00 PM	33.8	10	12	50	35.5	41.7%
04/07/2021 10:00:00 PM	34.0	9	11	45	34.2	54.5%
04/07/2021 11:00:00 PM	35.0	4	5	45	35.0	80.0%
05/07/2021 12:00:00 AM	35.0	4	5	45	37.5	40.0%
05/07/2021 01:00:00 AM	45.0	1	1	45	42.5	100.0%
05/07/2021 02:00:00 AM	45.0	1	1	45	42.5	100.0%
05/07/2021 03:00:00 AM	50.0	1	1	50	47.5	100.0%
05/07/2021 04:00:00 AM	40.0	3	3	40	37.5	33.3%
05/07/2021 05:00:00 AM	40.0	4	5	45	36.3	80.0%
05/07/2021 06:00:00 AM	37.5	11	13	45	34.7	69.2%
05/07/2021 07:00:00 AM	32.9	43	51	50	34.2	29.4%
05/07/2021 08:00:00 AM	34.9	113	133	45	34.5	41.4%
05/07/2021 09:00:00 AM	33.4	180	212	45	34.1	30.2%
05/07/2021 10:00:00 AM	33.2	208	245	45	33.8	30.2%
05/07/2021 11:00:00 AM	33.0	226	266	45	34.0	27.1%

05/07/2021 12:00:00 PM	33.6	234	275	45	33.6	34.2%
05/07/2021 01:00:00 PM	33.7	223	262	50	34.4	30.2%
05/07/2021 02:00:00 PM	33.4	162	191	40	33.1	37.2%
05/07/2021 03:00:00 PM	33.5	119	140	40	33.1	39.3%
05/07/2021 04:00:00 PM	34.0	200	235	45	34.3	31.1%
05/07/2021 05:00:00 PM	33.9	224	264	45	34.4	31.4%
05/07/2021 06:00:00 PM	33.7	206	242	55	34.1	32.6%
05/07/2021 07:00:00 PM	35.8	110	129	50	34.5	48.1%
05/07/2021 08:00:00 PM	35.9	70	82	45	34.6	50.0%
05/07/2021 09:00:00 PM	35.0	36	42	45	35.5	35.7%
05/07/2021 10:00:00 PM	35.0	34	40	50	34.6	52.5%
05/07/2021 11:00:00 PM	41.7	17	20	50	38.0	50.0%
06/07/2021 12:00:00 AM	40.0	3	3	40	37.5	100.0%
06/07/2021 01:00:00 AM	40.0	2	2	40	35.0	100.0%
06/07/2021 02:00:00 AM	42.5	4	5	45	38.5	100.0%
06/07/2021 03:00:00 AM	35.0	3	4	55	42.5	50.0%
06/07/2021 04:00:00 AM	45.0	1	1	45	42.5	100.0%
06/07/2021 05:00:00 AM	40.0	5	6	45	38.8	66.7%
06/07/2021 06:00:00 AM	35.0	3	4	45	35.8	75.0%
06/07/2021 07:00:00 AM	35.0	7	8	40	35.0	25.0%
06/07/2021 08:00:00 AM	33.1	50	59	50	34.6	28.8%
06/07/2021 09:00:00 AM	33.1	109	128	45	34.4	25.0%
06/07/2021 10:00:00 AM	31.9	137	161	40	33.2	22.4%
06/07/2021 11:00:00 AM	33.4	192	226	45	34.3	28.8%
06/07/2021 12:00:00 PM	33.5	213	251	50	33.9	34.7%
06/07/2021 01:00:00 PM	33.8	207	243	45	34.3	33.7%
06/07/2021 02:00:00 PM	33.9	155	182	45	34.1	36.3%
06/07/2021 03:00:00 PM	34.2	184	217	45	34.1	37.8%
06/07/2021 04:00:00 PM	34.1	231	272	50	34.4	35.7%
06/07/2021 05:00:00 PM	34.5	202	238	45	34.4	37.8%
06/07/2021 06:00:00 PM	34.6	169	199	50	34.7	37.2%
06/07/2021 07:00:00 PM	33.8	116	137	50	34.7	29.9%
06/07/2021 08:00:00 PM	35.0	62	73	45	34.4	47.9%
06/07/2021 09:00:00 PM	38.8	36	42	50	36.3	57.1%
06/07/2021 10:00:00 PM	35.8	34	40	55	35.6	40.0%
06/07/2021 11:00:00 PM	42.5	12	14	60	38.5	71.4%
07/07/2021 12:00:00 AM	43.3	6	7	45	38.3	85.7%
07/07/2021 01:00:00 AM	45.0	4	5	50	39.5	100.0%
07/07/2021 02:00:00 AM	45.0	1	1	45	42.5	100.0%
07/07/2021 03:00:00 AM	40.0	2	2	40	35.0	100.0%
07/07/2021 04:00:00 AM	40.0	1	1	40	37.5	100.0%
07/07/2021 05:00:00 AM	30.0	1	1	30	0.0	0.0%
07/07/2021 06:00:00 AM	40.0	8	10	50	36.9	80.0%
07/07/2021 07:00:00 AM	39.5	43	51	50	37.1	54.9%
07/07/2021 08:00:00 AM	33.7	93	109	50	33.9	34.9%
07/07/2021 09:00:00 AM	33.7	196	231	45	34.1	32.9%
07/07/2021 10:00:00 AM	33.2	218	256	40	33.5	30.1%
07/07/2021 11:00:00 AM	32.5	222	261	45	33.4	25.7%
07/07/2021 12:00:00 PM	34.0	264	310	45	34.1	33.2%
07/07/2021 01:00:00 PM	33.9	201	237	45	33.9	38.4%

07/07/2021 02:00:00 PM	33.9	190	224	45	33.9	37.9%
07/07/2021 03:00:00 PM	33.4	196	230	45	33.3	35.7%
07/07/2021 04:00:00 PM	33.4	234	275	45	33.8	32.0%
07/07/2021 05:00:00 PM	34.0	238	280	50	34.6	33.9%
07/07/2021 06:00:00 PM	33.1	196	230	50	34.4	27.4%
07/07/2021 07:00:00 PM	34.3	106	125	50	34.8	38.4%
07/07/2021 08:00:00 PM	36.2	66	78	50	35.2	44.9%
07/07/2021 09:00:00 PM	37.0	35	41	55	36.4	43.9%
07/07/2021 10:00:00 PM	38.6	20	24	55	36.8	62.5%
07/07/2021 11:00:00 PM	40.0	27	32	55	37.8	46.9%
08/07/2021 12:00:00 AM	38.3	12	14	45	35.6	57.1%
08/07/2021 01:00:00 AM	45.0	4	5	65	45.0	80.0%
08/07/2021 02:00:00 AM	55.0	3	4	60	47.5	75.0%
08/07/2021 03:00:00 AM	45.0	3	4	55	42.5	100.0%
08/07/2021 04:00:00 AM	40.0	4	5	45	38.5	100.0%
08/07/2021 05:00:00 AM	40.0	5	6	50	38.8	66.7%
08/07/2021 06:00:00 AM	40.0	18	21	45	37.5	52.4%
08/07/2021 07:00:00 AM	37.9	62	73	50	36.1	52.1%
08/07/2021 08:00:00 AM	33.5	133	156	45	34.6	26.9%
08/07/2021 09:00:00 AM	32.9	188	221	45	34.3	25.8%
08/07/2021 10:00:00 AM	33.7	217	255	45	34.1	32.2%
08/07/2021 11:00:00 AM	32.8	230	271	45	33.6	28.0%
08/07/2021 12:00:00 PM	33.8	251	295	50	34.0	34.6%
08/07/2021 01:00:00 PM	33.9	230	270	45	34.2	33.7%
08/07/2021 02:00:00 PM	32.8	219	258	45	33.6	27.5%
08/07/2021 03:00:00 PM	34.6	230	270	55	35.2	34.4%
08/07/2021 04:00:00 PM	33.1	280	330	50	33.8	29.7%
08/07/2021 05:00:00 PM	32.8	258	304	50	33.7	27.0%
08/07/2021 06:00:00 PM	33.8	220	259	50	34.7	32.4%
08/07/2021 07:00:00 PM	34.3	140	165	45	34.2	39.4%
08/07/2021 08:00:00 PM	37.7	95	112	55	36.0	50.9%
08/07/2021 09:00:00 PM	35.8	76	89	50	34.7	48.3%
08/07/2021 10:00:00 PM	38.8	43	51	50	36.1	62.7%
08/07/2021 11:00:00 PM	38.8	25	29	50	36.3	55.2%
09/07/2021 12:00:00 AM	40.0	9	11	55	40.8	54.5%
09/07/2021 01:00:00 AM	48.3	7	8	50	41.7	75.0%
09/07/2021 02:00:00 AM	60.0	1	1	60	57.5	100.0%
09/07/2021 03:00:00 AM	45.0	3	4	50	38.8	100.0%
09/07/2021 04:00:00 AM	45.0	3	3	45	39.2	100.0%
09/07/2021 05:00:00 AM	43.3	10	12	50	38.0	91.7%
09/07/2021 06:00:00 AM	38.3	24	28	45	36.7	42.9%
09/07/2021 07:00:00 AM	36.9	65	77	55	35.7	53.2%
09/07/2021 08:00:00 AM	34.5	136	160	50	35.0	40.6%
09/07/2021 09:00:00 AM	33.7	229	269	45	34.1	32.0%
09/07/2021 10:00:00 AM	32.7	307	361	45	33.9	25.5%
09/07/2021 11:00:00 AM	32.3	333	392	45	33.3	25.3%
09/07/2021 12:00:00 PM	31.3	299	352	45	33.3	19.3%
09/07/2021 01:00:00 PM	32.9	279	328	45	33.7	27.4%
09/07/2021 02:00:00 PM	33.2	257	302	45	33.7	30.5%
09/07/2021 03:00:00 PM	33.8	218	256	45	34.4	31.6%

09/07/2021 04:00:00 PM	32.3	303	357	50	33.9	23.8%
09/07/2021 05:00:00 PM	34.1	236	278	50	34.5	35.6%
09/07/2021 06:00:00 PM	33.7	221	260	50	34.3	30.8%
09/07/2021 07:00:00 PM	34.4	153	180	45	34.4	37.8%
09/07/2021 08:00:00 PM	36.1	79	93	50	34.9	46.2%
09/07/2021 09:00:00 PM	38.8	60	71	50	36.6	53.5%
09/07/2021 10:00:00 PM	34.5	60	70	45	34.7	42.9%
09/07/2021 11:00:00 PM	38.3	32	38	45	35.6	63.2%
10/07/2021 12:00:00 AM	45.0	14	17	50	40.0	58.8%
10/07/2021 01:00:00 AM	45.0	7	8	50	37.5	87.5%
10/07/2021 02:00:00 AM	55.0	5	6	60	55.0	33.3%
10/07/2021 03:00:00 AM	35.0	2	2	35	32.5	50.0%
10/07/2021 04:00:00 AM	35.0	5	6	40	34.2	50.0%
10/07/2021 05:00:00 AM	35.0	6	7	40	33.8	57.1%
10/07/2021 06:00:00 AM	40.0	12	14	45	36.9	64.3%
10/07/2021 07:00:00 AM	35.0	26	30	45	35.6	26.7%
10/07/2021 08:00:00 AM	35.0	71	83	50	34.9	42.2%
10/07/2021 09:00:00 AM	34.0	117	138	50	34.2	34.8%
10/07/2021 10:00:00 AM	33.1	210	247	55	33.9	30.4%
10/07/2021 11:00:00 AM	31.9	282	332	40	33.0	22.6%
10/07/2021 12:00:00 PM	33.6	233	274	50	33.4	37.2%
10/07/2021 01:00:00 PM	33.8	217	255	45	33.8	36.9%
10/07/2021 02:00:00 PM	34.0	211	248	45	34.4	31.9%
10/07/2021 03:00:00 PM	33.3	199	234	50	34.1	30.3%
10/07/2021 04:00:00 PM	33.5	128	151	40	33.9	31.1%
10/07/2021 05:00:00 PM	34.2	150	176	45	35.0	30.1%
10/07/2021 06:00:00 PM	33.7	243	286	45	33.9	33.6%
10/07/2021 07:00:00 PM	34.9	151	178	50	34.4	46.6%
10/07/2021 08:00:00 PM	34.0	106	125	40	33.4	45.6%
10/07/2021 09:00:00 PM	38.3	68	80	65	36.4	57.5%
10/07/2021 10:00:00 PM	38.3	33	39	50	36.5	51.3%
10/07/2021 11:00:00 PM	38.3	27	32	50	35.5	62.5%
11/07/2021 12:00:00 AM	37.5	8	10	40	35.8	60.0%
11/07/2021 01:00:00 AM	40.0	6	7	50	35.8	85.7%
11/07/2021 02:00:00 AM	40.0	4	5	50	38.8	80.0%
11/07/2021 03:00:00 AM	45.0	2	2	45	42.5	50.0%
11/07/2021 04:00:00 AM	40.0	1	1	40	37.5	100.0%
11/07/2021 05:00:00 AM	50.0	2	2	50	40.0	100.0%
11/07/2021 06:00:00 AM	40.0	8	9	60	38.1	88.9%
11/07/2021 07:00:00 AM	35.0	15	18	40	34.6	38.9%
11/07/2021 08:00:00 AM	35.8	40	47	45	34.8	46.8%
11/07/2021 09:00:00 AM	34.4	90	106	50	34.7	35.8%
11/07/2021 10:00:00 AM	33.3	180	212	45	34.1	29.2%
11/07/2021 11:00:00 AM	33.6	253	298	45	33.4	37.6%
11/07/2021 12:00:00 PM	33.1	235	277	50	34.2	29.2%
11/07/2021 01:00:00 PM	33.4	212	250	50	33.6	34.4%
11/07/2021 02:00:00 PM	32.2	220	259	45	33.8	23.2%
11/07/2021 03:00:00 PM	32.5	265	312	45	33.7	25.0%
11/07/2021 04:00:00 PM	34.0	246	289	50	34.5	31.1%
11/07/2021 05:00:00 PM	34.6	201	236	45	34.4	41.1%

11/07/2021 06:00:00 PM	34.7	182	214	55	34.8	38.8%
11/07/2021 07:00:00 PM	34.4	79	93	50	34.9	38.7%
11/07/2021 08:00:00 PM	35.0	73	86	55	35.6	46.5%
11/07/2021 09:00:00 PM	35.0	28	33	40	34.0	51.5%
11/07/2021 10:00:00 PM	40.0	14	16	45	36.9	50.0%
11/07/2021 11:00:00 PM	40.0	14	17	50	40.0	47.1%
12/07/2021 12:00:00 AM	38.3	26	30	50	36.2	50.0%
12/07/2021 01:00:00 AM	40.0	7	8	45	36.5	62.5%
12/07/2021 02:00:00 AM	60.0	1	1	60	57.5	100.0%
12/07/2021 03:00:00 AM	25.0	2	2	25	0.0	0.0%
12/07/2021 04:00:00 AM	0.0	0	0	0	0.0	0.0%
12/07/2021 05:00:00 AM	30.0	3	4	40	37.5	25.0%
12/07/2021 06:00:00 AM	43.3	13	15	55	38.9	73.3%
12/07/2021 07:00:00 AM	38.0	53	62	50	35.8	51.6%
12/07/2021 08:00:00 AM	33.7	105	124	40	34.0	31.5%
12/07/2021 09:00:00 AM	33.4	207	244	45	34.0	31.6%
12/07/2021 10:00:00 AM	33.4	216	254	50	34.2	30.3%
12/07/2021 11:00:00 AM	33.2	280	329	45	34.0	28.3%
12/07/2021 12:00:00 PM	33.7	219	258	50	33.8	34.9%
12/07/2021 01:00:00 PM	33.1	199	234	50	34.0	28.2%
12/07/2021 02:00:00 PM	34.3	160	188	45	34.5	34.0%
12/07/2021 03:00:00 PM	32.6	104	122	45	33.8	24.6%
12/07/2021 04:00:00 PM	34.3	93	109	45	34.5	36.7%
12/07/2021 05:00:00 PM	33.4	118	139	45	33.8	31.7%
12/07/2021 06:00:00 PM	33.2	133	157	45	34.5	28.0%
12/07/2021 07:00:00 PM	36.4	61	72	50	35.1	45.8%
12/07/2021 08:00:00 PM	34.3	70	82	50	34.4	37.8%
12/07/2021 09:00:00 PM	37.9	38	45	45	35.9	48.9%
12/07/2021 10:00:00 PM	33.8	25	29	55	38.9	24.1%
12/07/2021 11:00:00 PM	40.0	14	16	55	38.1	50.0%
13/07/2021 12:00:00 AM	45.0	6	7	55	40.0	57.1%
13/07/2021 01:00:00 AM	40.0	3	3	40	37.5	33.3%
13/07/2021 02:00:00 AM	60.0	2	2	60	45.0	100.0%
13/07/2021 03:00:00 AM	42.5	3	4	45	38.8	100.0%
13/07/2021 04:00:00 AM	40.0	4	5	60	42.5	60.0%
13/07/2021 05:00:00 AM	50.0	3	3	50	45.0	66.7%
13/07/2021 06:00:00 AM	39.0	14	17	60	37.5	70.6%
13/07/2021 07:00:00 AM	37.1	73	86	45	35.0	53.5%
13/07/2021 08:00:00 AM	34.4	125	147	45	35.1	29.9%
13/07/2021 09:00:00 AM	34.4	196	230	45	34.5	35.2%
13/07/2021 10:00:00 AM	32.8	209	246	45	33.8	26.8%
13/07/2021 11:00:00 AM	33.5	223	262	45	34.3	28.2%
13/07/2021 12:00:00 PM	32.7	230	271	45	33.4	27.3%
13/07/2021 01:00:00 PM	33.4	210	247	45	34.1	29.1%
13/07/2021 02:00:00 PM	32.1	206	242	45	33.3	23.6%
13/07/2021 03:00:00 PM	33.8	222	261	50	34.6	31.0%
13/07/2021 04:00:00 PM	33.3	225	265	45	33.8	30.2%
13/07/2021 05:00:00 PM	33.3	241	284	45	34.1	28.5%
13/07/2021 06:00:00 PM	33.6	193	227	45	34.2	30.8%
13/07/2021 07:00:00 PM	35.5	143	168	50	34.7	47.0%

13/07/2021 08:00:00 PM	35.3	85	100	45	34.3	47.0%
13/07/2021 09:00:00 PM	34.8	48	57	60	35.7	52.6%
13/07/2021 10:00:00 PM	35.0	33	39	45	35.6	33.3%
13/07/2021 11:00:00 PM	37.0	19	22	40	35.3	40.9%
14/07/2021 12:00:00 AM	37.5	11	13	45	36.5	38.5%
14/07/2021 01:00:00 AM	50.0	2	2	50	42.5	100.0%
14/07/2021 02:00:00 AM	40.0	3	4	60	47.5	50.0%
14/07/2021 03:00:00 AM	40.0	3	3	40	35.0	66.7%
14/07/2021 04:00:00 AM	45.0	1	1	45	42.5	100.0%
14/07/2021 05:00:00 AM	45.0	13	15	55	38.8	80.0%
14/07/2021 06:00:00 AM	37.0	28	33	50	35.6	48.5%
14/07/2021 07:00:00 AM	36.7	60	70	55	35.2	50.0%
14/07/2021 08:00:00 AM	33.5	135	159	50	33.9	34.6%
14/07/2021 09:00:00 AM	33.8	210	247	45	34.3	33.2%
14/07/2021 10:00:00 AM	32.7	242	285	45	34.2	23.9%
14/07/2021 11:00:00 AM	32.5	230	271	45	33.4	25.8%
14/07/2021 12:00:00 PM	32.9	264	310	50	34.5	25.5%
14/07/2021 01:00:00 PM	33.6	233	274	40	33.9	31.4%
14/07/2021 02:00:00 PM	32.8	195	229	45	34.4	24.0%
14/07/2021 03:00:00 PM	32.8	224	263	45	33.4	28.1%
14/07/2021 04:00:00 PM	32.9	239	281	50	33.8	27.8%
14/07/2021 05:00:00 PM	33.0	246	290	40	33.4	30.0%
14/07/2021 06:00:00 PM	33.2	247	291	55	34.4	29.6%
14/07/2021 07:00:00 PM	34.8	137	161	45	34.8	39.1%
14/07/2021 08:00:00 PM	36.4	126	148	45	35.0	46.6%
14/07/2021 09:00:00 PM	34.8	69	81	45	34.3	40.7%
14/07/2021 10:00:00 PM	37.8	42	49	45	35.3	55.1%
14/07/2021 11:00:00 PM	37.5	21	25	45	35.8	48.0%
15/07/2021 12:00:00 AM	35.0	5	6	50	37.5	50.0%
15/07/2021 01:00:00 AM	45.0	8	9	55	38.5	55.6%
15/07/2021 02:00:00 AM	40.0	4	5	45	37.5	80.0%
15/07/2021 03:00:00 AM	45.0	3	4	50	41.3	100.0%
15/07/2021 04:00:00 AM	50.0	3	4	60	48.8	100.0%
15/07/2021 05:00:00 AM	45.0	11	13	50	39.2	69.2%
15/07/2021 06:00:00 AM	43.0	17	20	55	38.5	75.0%
15/07/2021 07:00:00 AM	37.5	87	102	50	35.6	52.0%
15/07/2021 08:00:00 AM	34.9	156	183	50	34.8	38.8%
15/07/2021 09:00:00 AM	33.7	209	246	50	34.0	33.3%
15/07/2021 10:00:00 AM	32.0	242	285	45	34.2	21.1%
15/07/2021 11:00:00 AM	32.6	237	279	50	34.5	23.7%
15/07/2021 12:00:00 PM	32.6	264	311	50	33.7	26.0%
15/07/2021 01:00:00 PM	33.7	224	264	45	33.8	34.8%
15/07/2021 02:00:00 PM	33.7	222	261	50	34.4	29.5%
15/07/2021 03:00:00 PM	33.0	244	287	45	34.0	27.2%
15/07/2021 04:00:00 PM	32.9	268	315	45	33.8	27.0%
15/07/2021 05:00:00 PM	33.4	230	271	50	34.6	27.7%
15/07/2021 06:00:00 PM	34.6	223	262	55	35.3	30.9%
15/07/2021 07:00:00 PM	34.6	146	172	45	34.4	43.6%
15/07/2021 08:00:00 PM	35.6	119	140	50	34.8	47.1%
15/07/2021 09:00:00 PM	36.1	62	73	45	35.0	46.6%

15/07/2021 10:00:00 PM	37.5	52	61	60	36.3	47.5%
15/07/2021 11:00:00 PM	39.2	24	28	55	36.9	57.1%
16/07/2021 12:00:00 AM	45.0	12	14	50	40.0	85.7%
16/07/2021 01:00:00 AM	45.0	2	2	45	42.5	50.0%
16/07/2021 02:00:00 AM	65.0	1	1	65	62.5	100.0%
16/07/2021 03:00:00 AM	38.3	4	5	40	36.3	80.0%
16/07/2021 04:00:00 AM	45.0	2	2	45	37.5	100.0%
16/07/2021 05:00:00 AM	43.3	8	10	55	38.6	90.0%
16/07/2021 06:00:00 AM	43.8	23	27	55	38.6	66.7%
16/07/2021 07:00:00 AM	40.6	57	67	50	37.0	62.7%
16/07/2021 08:00:00 AM	33.7	146	172	45	33.6	37.2%
16/07/2021 09:00:00 AM	33.1	220	259	45	33.4	31.3%
16/07/2021 10:00:00 AM	32.4	269	316	50	33.4	25.3%
16/07/2021 11:00:00 AM	32.6	320	376	45	33.3	27.1%
16/07/2021 12:00:00 PM	31.0	304	358	50	33.8	18.2%
16/07/2021 01:00:00 PM	33.0	251	295	45	33.8	28.1%
16/07/2021 02:00:00 PM	32.8	264	310	40	33.7	26.1%
16/07/2021 03:00:00 PM	32.7	237	279	45	33.6	26.5%
16/07/2021 04:00:00 PM	32.8	247	291	50	34.0	26.5%
16/07/2021 05:00:00 PM	32.6	242	285	45	33.3	27.7%
16/07/2021 06:00:00 PM	33.8	230	270	50	34.0	34.1%
16/07/2021 07:00:00 PM	34.7	149	175	50	34.5	40.0%
16/07/2021 08:00:00 PM	35.3	101	119	45	34.7	43.7%
16/07/2021 09:00:00 PM	35.9	76	90	45	35.3	42.2%
16/07/2021 10:00:00 PM	34.6	48	57	45	34.8	35.1%
16/07/2021 11:00:00 PM	40.0	27	32	45	36.6	53.1%
17/07/2021 12:00:00 AM	45.0	16	19	55	38.7	68.4%
17/07/2021 01:00:00 AM	35.0	2	2	35	32.5	50.0%
17/07/2021 02:00:00 AM	35.0	5	6	40	33.8	66.7%
17/07/2021 03:00:00 AM	45.0	3	4	55	42.5	100.0%
17/07/2021 04:00:00 AM	45.0	3	3	45	37.5	100.0%
17/07/2021 05:00:00 AM	45.0	6	7	50	41.3	57.1%
17/07/2021 06:00:00 AM	39.0	12	14	45	35.7	78.6%
17/07/2021 07:00:00 AM	42.5	31	37	55	38.4	75.7%
17/07/2021 08:00:00 AM	35.4	82	97	50	34.6	49.5%
17/07/2021 09:00:00 AM	34.4	164	193	45	34.2	39.9%
17/07/2021 10:00:00 AM	32.9	208	245	45	33.5	28.6%
17/07/2021 11:00:00 AM	33.4	270	318	50	33.6	33.0%
17/07/2021 12:00:00 PM	33.4	234	275	45	33.9	30.9%
17/07/2021 01:00:00 PM	33.5	189	222	50	34.1	30.6%
17/07/2021 02:00:00 PM	33.3	196	231	45	34.1	29.9%
17/07/2021 03:00:00 PM	34.0	204	240	45	34.1	34.2%
17/07/2021 04:00:00 PM	33.9	192	226	45	34.3	32.7%
17/07/2021 05:00:00 PM	32.9	197	232	45	33.5	28.9%
17/07/2021 06:00:00 PM	35.3	224	263	50	34.4	47.1%
17/07/2021 07:00:00 PM	36.2	147	173	50	34.9	48.6%
17/07/2021 08:00:00 PM	34.8	114	134	45	34.4	45.5%
17/07/2021 09:00:00 PM	37.0	80	94	50	35.8	43.6%
17/07/2021 10:00:00 PM	38.2	48	56	55	35.7	58.9%
17/07/2021 11:00:00 PM	36.7	31	37	45	35.4	51.4%

18/07/2021 12:00:00 AM	43.3	20	24	55	39.3	58.3%
18/07/2021 01:00:00 AM	30.0	3	3	30	0.0	0.0%
18/07/2021 02:00:00 AM	50.0	3	3	50	44.2	100.0%
18/07/2021 03:00:00 AM	35.0	2	2	35	32.5	50.0%
18/07/2021 04:00:00 AM	0.0	0	0	0	0.0	0.0%
18/07/2021 05:00:00 AM	40.0	2	2	40	37.5	50.0%
18/07/2021 06:00:00 AM	40.0	5	6	55	37.5	83.3%
18/07/2021 07:00:00 AM	38.9	28	33	45	36.3	60.6%
18/07/2021 08:00:00 AM	36.0	43	51	50	35.9	43.1%
18/07/2021 09:00:00 AM	34.1	109	128	45	33.8	39.1%
18/07/2021 10:00:00 AM	33.6	184	216	45	33.6	34.3%
18/07/2021 11:00:00 AM	32.6	261	307	45	33.1	27.7%
18/07/2021 12:00:00 PM	32.3	242	285	45	33.4	24.6%
18/07/2021 01:00:00 PM	33.4	225	265	45	33.2	37.0%
18/07/2021 02:00:00 PM	33.0	223	262	50	33.9	27.1%
18/07/2021 03:00:00 PM	33.3	179	211	45	33.6	32.7%
18/07/2021 04:00:00 PM	33.6	220	259	50	34.4	29.3%
18/07/2021 05:00:00 PM	33.6	230	271	45	34.3	31.4%
18/07/2021 06:00:00 PM	34.3	260	306	45	34.4	35.9%
18/07/2021 07:00:00 PM	35.0	189	222	50	34.7	43.2%
18/07/2021 08:00:00 PM	36.9	109	128	45	34.9	53.9%
18/07/2021 09:00:00 PM	34.8	76	89	50	34.3	49.4%
18/07/2021 10:00:00 PM	42.0	32	38	50	37.5	60.5%
18/07/2021 11:00:00 PM	41.2	15	18	45	37.9	66.7%
19/07/2021 12:00:00 AM	42.5	12	14	50	38.1	57.1%
19/07/2021 01:00:00 AM	60.0	3	3	60	47.5	66.7%
19/07/2021 02:00:00 AM	60.0	3	3	60	52.5	66.7%
19/07/2021 03:00:00 AM	45.0	4	5	55	41.3	80.0%
19/07/2021 04:00:00 AM	50.0	1	1	50	47.5	100.0%
19/07/2021 05:00:00 AM	41.7	15	18	50	36.8	83.3%
19/07/2021 06:00:00 AM	43.3	28	33	50	39.2	63.6%
19/07/2021 07:00:00 AM	36.0	68	80	50	34.8	55.0%
19/07/2021 08:00:00 AM	33.5	129	152	50	34.1	32.9%
19/07/2021 09:00:00 AM	33.6	212	249	45	34.5	28.9%
19/07/2021 10:00:00 AM	33.3	203	239	40	33.5	31.8%
19/07/2021 11:00:00 AM	32.9	286	336	45	33.7	27.1%
19/07/2021 12:00:00 PM	33.6	232	273	45	33.9	34.4%
19/07/2021 01:00:00 PM	33.9	226	266	50	34.7	30.1%
19/07/2021 02:00:00 PM	34.7	198	233	45	35.0	32.2%
19/07/2021 03:00:00 PM	32.7	218	257	45	33.4	27.2%
19/07/2021 04:00:00 PM	33.8	234	275	45	34.3	33.1%
19/07/2021 05:00:00 PM	33.1	243	286	45	33.3	31.8%
19/07/2021 06:00:00 PM	33.9	224	263	50	34.5	33.1%
19/07/2021 07:00:00 PM	34.2	134	158	55	34.1	43.7%
19/07/2021 08:00:00 PM	36.1	88	103	45	34.7	47.6%
19/07/2021 09:00:00 PM	36.7	50	59	45	35.4	47.5%
19/07/2021 10:00:00 PM	37.5	30	35	50	35.9	45.7%
19/07/2021 11:00:00 PM	41.2	22	26	50	37.3	76.9%
20/07/2021 12:00:00 AM	45.0	6	7	55	40.5	71.4%
20/07/2021 01:00:00 AM	0.0	0	0	0	0.0	0.0%

20/07/2021 02:00:00 AM	35.0	3	4	55	42.5	50.0%
20/07/2021 03:00:00 AM	45.0	3	4	50	42.5	100.0%
20/07/2021 04:00:00 AM	45.0	3	3	45	40.8	100.0%
20/07/2021 05:00:00 AM	40.0	6	7	65	44.2	42.9%
20/07/2021 06:00:00 AM	45.0	17	20	50	40.2	55.0%
20/07/2021 07:00:00 AM	42.9	53	62	60	38.4	64.5%
20/07/2021 08:00:00 AM	33.9	140	165	50	34.8	32.1%
20/07/2021 09:00:00 AM	33.4	210	247	45	33.9	30.0%
20/07/2021 10:00:00 AM	33.7	201	236	45	34.2	31.4%
20/07/2021 11:00:00 AM	33.9	235	276	45	33.6	38.4%
20/07/2021 12:00:00 PM	34.1	218	256	50	34.4	37.1%
20/07/2021 01:00:00 PM	33.8	215	253	45	34.0	32.8%
20/07/2021 02:00:00 PM	33.8	213	251	55	34.4	33.9%
20/07/2021 03:00:00 PM	33.5	187	220	50	34.1	32.7%
20/07/2021 04:00:00 PM	33.4	250	294	45	33.9	31.0%
20/07/2021 05:00:00 PM	33.4	226	266	45	33.9	30.5%
20/07/2021 06:00:00 PM	35.2	230	270	50	35.3	36.3%
20/07/2021 07:00:00 PM	35.0	132	155	50	34.5	46.5%
20/07/2021 08:00:00 PM	34.3	94	110	55	35.4	36.4%
20/07/2021 09:00:00 PM	35.6	64	75	55	35.4	41.3%
20/07/2021 10:00:00 PM	34.5	58	68	45	34.3	44.1%
20/07/2021 11:00:00 PM	35.8	28	33	40	34.4	48.5%
21/07/2021 12:00:00 AM	42.5	14	17	50	38.8	70.6%
21/07/2021 01:00:00 AM	35.0	3	4	40	35.0	50.0%
21/07/2021 02:00:00 AM	55.0	2	2	55	52.5	50.0%
21/07/2021 03:00:00 AM	50.0	3	3	50	44.2	100.0%
21/07/2021 04:00:00 AM	47.5	3	4	50	43.8	100.0%
21/07/2021 05:00:00 AM	37.5	8	9	40	35.0	44.4%
21/07/2021 06:00:00 AM	43.8	23	27	55	39.6	63.0%
21/07/2021 07:00:00 AM	38.9	56	66	50	36.5	51.5%
21/07/2021 08:00:00 AM	33.8	147	173	45	34.5	30.6%
21/07/2021 09:00:00 AM	32.5	229	269	45	33.5	24.9%
21/07/2021 10:00:00 AM	33.6	252	296	45	34.0	32.1%
21/07/2021 11:00:00 AM	33.4	223	262	45	33.7	30.9%
21/07/2021 12:00:00 PM	33.2	252	297	45	33.8	29.3%
21/07/2021 01:00:00 PM	33.8	213	251	50	34.4	33.1%
21/07/2021 02:00:00 PM	34.5	210	247	50	34.3	41.7%
21/07/2021 03:00:00 PM	33.8	202	238	55	34.6	32.4%
21/07/2021 04:00:00 PM	34.0	258	303	50	34.6	32.3%
21/07/2021 05:00:00 PM	32.8	250	294	45	33.7	27.2%
21/07/2021 06:00:00 PM	34.3	200	235	50	34.7	36.6%
21/07/2021 07:00:00 PM	35.4	79	93	45	34.3	50.5%

Day/Time Ending	85th pctl (MPH)	85th pctl cnts	Total Cnts	Max Speed	Avg Speeder	% Speeders
09/04/2021 12:00:00 AM	34.8	1328	1562	60	34.8	39.8%
10/04/2021 12:00:00 AM	34.6	2304	2710	60	34.9	36.5%
11/04/2021 12:00:00 AM	34.0	1712	2014	55	34.5	34.0%
12/04/2021 12:00:00 AM	34.7	1334	1569	60	34.8	38.4%
13/04/2021 12:00:00 AM	34.0	2350	2765	60	34.7	33.3%
14/04/2021 12:00:00 AM	34.1	2540	2988	55	34.6	33.8%
15/04/2021 12:00:00 AM	34.4	2625	3088	60	34.6	36.3%
16/04/2021 12:00:00 AM	34.6	2666	3136	55	34.8	37.4%
17/04/2021 12:00:00 AM	34.0	2978	3504	60	34.6	34.2%
18/04/2021 12:00:00 AM	34.1	2411	2837	55	34.4	35.7%
19/04/2021 12:00:00 AM	34.2	2427	2855	60	34.5	35.4%
20/04/2021 12:00:00 AM	34.5	2694	3169	65	34.8	36.0%
21/04/2021 12:00:00 AM	34.4	2592	3049	55	34.7	37.0%
22/04/2021 12:00:00 AM	34.2	2657	3126	55	34.8	35.2%
23/04/2021 12:00:00 AM	34.1	2661	3131	65	34.6	33.3%
24/04/2021 12:00:00 AM	34.1	2950	3470	55	34.6	34.0%
25/04/2021 12:00:00 AM	34.3	2479	2916	70	34.8	34.9%
26/04/2021 12:00:00 AM	34.1	2356	2772	55	34.3	35.9%
27/04/2021 12:00:00 AM	34.2	2585	3041	70	34.8	34.4%
28/04/2021 12:00:00 AM	33.8	2269	2669	55	34.6	31.5%
29/04/2021 12:00:00 AM	33.9	2523	2968	55	34.4	32.6%
30/04/2021 12:00:00 AM	33.8	2450	2882	65	34.5	32.0%
01/05/2021 12:00:00 AM	33.3	2947	3467	60	34.5	27.5%
02/05/2021 12:00:00 AM	33.9	2374	2793	65	34.5	33.8%
03/05/2021 12:00:00 AM	34.0	2298	2703	60	34.4	35.0%
04/05/2021 12:00:00 AM	33.1	1451	1707	65	34.3	27.5%
05/05/2021 12:00:00 AM	34.1	1590	1871	50	34.4	34.4%
06/05/2021 12:00:00 AM	33.9	2553	3003	55	34.4	33.3%
07/05/2021 12:00:00 AM	34.2	2382	2802	60	34.6	35.3%
08/05/2021 12:00:00 AM	33.7	2704	3181	60	34.3	32.5%
09/05/2021 12:00:00 AM	34.4	792	932	55	35.0	34.8%
10/05/2021 12:00:00 AM	33.9	1833	2156	55	34.3	34.8%
11/05/2021 12:00:00 AM	34.6	2163	2545	60	34.8	38.0%
12/05/2021 12:00:00 AM	34.0	2126	2501	60	34.5	34.2%
13/05/2021 12:00:00 AM	34.2	2538	2986	55	34.8	33.5%
14/05/2021 12:00:00 AM	34.4	2629	3093	60	34.9	35.8%
15/05/2021 12:00:00 AM	33.8	2799	3293	60	34.6	31.6%
16/05/2021 12:00:00 AM	33.9	1975	2324	60	34.4	33.3%
17/05/2021 12:00:00 AM	34.2	1931	2272	60	34.6	35.2%
18/05/2021 12:00:00 AM	34.0	2559	3011	60	34.6	32.9%
19/05/2021 12:00:00 AM	33.7	2644	3110	60	34.4	31.9%
20/05/2021 12:00:00 AM	33.7	2782	3273	65	34.3	31.8%
21/05/2021 12:00:00 AM	33.9	1884	2217	60	34.7	32.3%
22/05/2021 12:00:00 AM	33.3	1687	1985	55	34.5	28.0%
23/05/2021 12:00:00 AM	33.5	2149	2528	60	34.0	32.3%
24/05/2021 12:00:00 AM	33.8	2364	2781	55	34.4	32.7%
25/05/2021 12:00:00 AM	33.7	2751	3236	60	34.5	31.0%
26/05/2021 12:00:00 AM	33.9	2272	2673	60	34.5	32.8%
27/05/2021 12:00:00 AM	33.6	2385	2806	65	34.5	30.3%

28/05/2021 12:00:00 AM	33.7	2867	3373	55	34.3	31.3%
29/05/2021 12:00:00 AM	33.6	3113	3662	55	34.5	29.9%
30/05/2021 12:00:00 AM	34.1	2661	3131	65	34.5	34.0%
31/05/2021 12:00:00 AM	33.8	2791	3284	55	34.4	32.5%
01/06/2021 12:00:00 AM	33.7	3299	3881	60	34.2	32.9%
02/06/2021 12:00:00 AM	34.1	3259	3834	65	34.6	34.2%
03/06/2021 12:00:00 AM	33.8	3420	4023	55	34.4	31.9%
04/06/2021 12:00:00 AM	33.5	3465	4076	60	34.3	29.9%
05/06/2021 12:00:00 AM	33.4	3454	4064	60	34.2	30.4%
06/06/2021 12:00:00 AM	33.7	2762	3249	60	34.3	33.5%
07/06/2021 12:00:00 AM	33.7	2604	3063	60	34.6	31.5%
08/06/2021 12:00:00 AM	34.0	2700	3177	60	34.5	33.8%
09/06/2021 12:00:00 AM	33.6	2859	3364	65	34.4	30.6%
10/06/2021 12:00:00 AM	34.1	2841	3342	60	34.6	33.5%
11/06/2021 12:00:00 AM	33.7	1982	2332	55	34.6	30.7%
12/06/2021 12:00:00 AM	33.1	2905	3418	55	34.1	27.8%
13/06/2021 12:00:00 AM	34.0	2626	3090	60	34.4	35.1%
14/06/2021 12:00:00 AM	33.9	2594	3052	60	34.3	34.6%
15/06/2021 12:00:00 AM	33.6	3051	3589	65	34.3	30.9%
16/06/2021 12:00:00 AM	34.0	2920	3435	55	34.5	33.0%
17/06/2021 12:00:00 AM	34.0	2955	3477	55	34.4	35.0%
18/06/2021 12:00:00 AM	33.9	2593	3051	55	34.5	33.0%
19/06/2021 12:00:00 AM	33.3	2797	3291	60	34.3	28.6%
20/06/2021 12:00:00 AM	33.8	2504	2946	60	34.3	32.8%
21/06/2021 12:00:00 AM	33.9	2517	2961	65	34.4	33.4%
22/06/2021 12:00:00 AM	33.7	2715	3194	60	34.4	31.6%
23/06/2021 12:00:00 AM	33.8	2829	3328	60	34.3	33.1%
24/06/2021 12:00:00 AM	33.9	2904	3416	55	34.2	34.6%
25/06/2021 12:00:00 AM	33.9	2713	3192	55	34.5	33.5%
26/06/2021 12:00:00 AM	33.1	2489	2928	60	34.1	28.2%
27/06/2021 12:00:00 AM	33.5	2434	2864	60	34.2	31.1%
28/06/2021 12:00:00 AM	33.7	2573	3027	55	34.1	32.6%
29/06/2021 12:00:00 AM	33.9	2705	3182	60	34.6	32.9%
30/06/2021 12:00:00 AM	34.3	2717	3196	70	34.5	36.5%
01/07/2021 12:00:00 AM	33.7	2838	3339	55	34.4	31.4%
02/07/2021 12:00:00 AM	33.9	2938	3457	55	34.4	33.2%
03/07/2021 12:00:00 AM	33.8	3215	3782	60	34.4	32.2%
04/07/2021 12:00:00 AM	33.7	1998	2350	60	34.4	31.7%
05/07/2021 12:00:00 AM	33.4	1924	2264	55	33.9	32.3%
06/07/2021 12:00:00 AM	33.9	2428	2856	55	34.2	34.4%
07/07/2021 12:00:00 AM	34.1	2141	2519	60	34.5	34.9%
08/07/2021 12:00:00 AM	33.9	2574	3028	55	34.3	34.6%
09/07/2021 12:00:00 AM	34.0	2944	3464	65	34.6	33.7%
10/07/2021 12:00:00 AM	33.6	3329	3917	60	34.4	31.4%
11/07/2021 12:00:00 AM	33.9	2517	2961	65	34.2	35.2%
12/07/2021 12:00:00 AM	33.9	2396	2819	60	34.4	34.1%
13/07/2021 12:00:00 AM	33.9	2126	2501	60	34.5	32.7%
14/07/2021 12:00:00 AM	33.8	2721	3201	60	34.4	32.3%
15/07/2021 12:00:00 AM	33.6	2973	3498	60	34.3	31.4%
16/07/2021 12:00:00 AM	34.0	3068	3609	60	34.7	32.5%

17/07/2021 12:00:00 AM	33.4	3244	3817	65	34.2	30.5%
18/07/2021 12:00:00 AM	34.3	2663	3133	55	34.5	37.5%
19/07/2021 12:00:00 AM	33.9	2651	3119	55	34.2	35.0%
20/07/2021 12:00:00 AM	34.0	2856	3360	60	34.5	34.3%
21/07/2021 12:00:00 AM	34.2	2798	3292	65	34.6	35.7%
21/07/2021 06:59:59 PM	33.9	2612	3073	55	34.4	33.3%

Incoming Weekly Counts

A170 inward

A170 Linkfoot Lane, Helmsley 30mph zone

from Thu-Apr-08-2021-11-00-AM to Wed-Jul-21-2021-06-59-PM

	05/04/2021	to	11/04/2021							
	Monday	Tuesday	Wednesday	Thursday	Friday	Saturday	Sunday	Week	Weekend	Week Day 85%
Hour	05/04/2021	06/04/2021	07/04/2021	08/04/2021	09/04/2021	10/04/2021	11/04/2021	Day Avg	Avg	Avg Speed
0 - 1	*	*	*	*	3	0	0	3	0	40
1 - 2	*	*	*	*	5	3	1	5	2	40
2 - 3	*	*	*	*	7	1	0	7	0.5	50
3 - 4	*	*	*	*	2	5	0	2	2.5	30
4 - 5	*	*	*	*	9	11	4	9	7.5	48.3
5 - 6	*	*	*	*	22	6	1	22	3.5	37.5
6 - 7	*	*	*	*	47	27	8	47	17.5	38
7 - 8	*	*	*	*	124	66	16	124	41	36.8
8 - 9	*	*	*	*	168	117	39	168	78	32.8
9 - 10	*	*	*	*	201	158	73	201	115.5	34.8
10 - 11	*	*	*	*	225	185	95	225	140	34.2
11 - 12	*	*	*	86	230	180	122	158	151	34.3
12 - 13	*	*	*	171	224	207	145	197.5	176	34.1
13 - 14	*	*	*	220	227	216	151	223.5	183.5	34
14 - 15	*	*	*	195	264	185	192	229.5	188.5	33.9
15 - 16	*	*	*	218	232	152	215	225	183.5	34.75
16 - 17	*	*	*	235	238	108	184	236.5	146	34.05
17 - 18	*	*	*	188	180	131	117	184	124	36.2
18 - 19	*	*	*	115	120	94	93	117.5	93.5	36.3
19 - 20	*	*	*	69	87	74	47	78	60.5	36.6
20 - 21	*	*	*	40	42	42	39	41	40.5	37.75
21 - 22	*	*	*	15	28	24	15	21.5	19.5	37.2
22 - 23	*	*	*	7	14	18	7	10.5	12.5	37.5
23 - 24	*	*	*	3	11	4	5	7	4.5	40
Totals	0	0	0	1562	2710	2014	1569			
% of Total	0%	0%	0%	14.53%	25.2%	18.73%	14.59%			

Incoming Weekly Counts
 A170 inward
 A170 Linkfoot Lane, Helmsley 30mph zone

from Thu-Apr-08-2021-11-00-AM to Wed-Jul-21-2021-06-59-PM

	12/04/2021	to	18/04/2021							
	Monday	Tuesday	Wednesday	Thursday	Friday	Saturday	Sunday	Week	Weekend	Week Day 85%
Hour	12/04/2021	13/04/2021	14/04/2021	15/04/2021	16/04/2021	17/04/2021	18/04/2021	Day Avg	Avg	Avg Speed
0 - 1	0	2	1	1	4	5	4	1.6	4.5	39.38
1 - 2	3	3	1	1	2	1	2	2	1.5	51
2 - 3	10	3	6	4	5	4	0	5.6	2	43.5
3 - 4	2	1	2	2	5	1	1	2.4	1	43
4 - 5	6	9	12	6	9	8	2	8.4	5	43.16
5 - 6	32	32	27	17	26	5	7	26.8	6	40.1
6 - 7	53	69	54	70	73	39	22	63.8	30.5	37.82
7 - 8	150	169	171	167	157	97	48	162.8	72.5	34.74
8 - 9	201	229	266	234	253	136	123	236.6	129.5	33.78
9 - 10	195	242	222	253	284	231	171	239.2	201	34.16
10 - 11	205	222	218	277	309	264	203	246.2	233.5	33.86
11 - 12	203	214	235	205	298	214	262	231	238	33.52
12 - 13	206	247	236	249	252	245	256	238	250.5	33.9
13 - 14	204	214	203	224	292	191	261	227.4	226	33.82
14 - 15	235	227	267	251	269	259	251	249.8	255	33.56
15 - 16	269	298	292	269	346	225	273	294.8	249	33.5
16 - 17	290	278	302	303	296	267	277	293.8	272	33.18
17 - 18	185	229	225	271	230	234	271	228	252.5	34.44
18 - 19	123	135	141	153	166	172	197	143.6	184.5	34.86
19 - 20	81	83	83	90	92	123	120	85.8	121.5	36.5
20 - 21	57	49	75	44	67	52	60	58.4	56	36.32
21 - 22	31	25	25	30	35	41	33	29.2	37	36.74
22 - 23	22	2	21	11	22	14	6	15.6	10	41.56
23 - 24	2	6	3	4	12	9	5	5.4	7	44.5
Totals	2765	2988	3088	3136	3504	2837	2855			
% of Total	13.06%	14.11%	14.58%	14.81%	16.55%	13.4%	13.48%			

	19/04/2021	to	25/04/2021							
	Monday	Tuesday	Wednesday	Thursday	Friday	Saturday	Sunday	Week	Weekend	Week Day 85%
Hour	19/04/2021	20/04/2021	21/04/2021	22/04/2021	23/04/2021	24/04/2021	25/04/2021	Day Avg	Avg	Avg Speed
0 - 1	6	3	6	3	1	2	2	3.8	2	46
1 - 2	2	2	4	3	2	1	0	2.6	0.5	55
2 - 3	3	4	5	7	6	8	0	5	4	45.5
3 - 4	3	1	2	2	4	5	1	2.4	3	44
4 - 5	8	8	9	12	9	5	4	9.2	4.5	40.76
5 - 6	23	21	21	21	24	16	1	22	8.5	41.02
6 - 7	72	72	58	79	63	29	19	68.8	24	39.9
7 - 8	201	179	178	173	196	95	40	185.4	67.5	34.52
8 - 9	250	258	278	251	275	159	94	262.4	126.5	33.48
9 - 10	240	249	224	226	279	206	164	243.6	185	34.08
10 - 11	213	198	249	262	298	271	248	244	259.5	33.78
11 - 12	247	242	266	215	258	270	239	245.6	254.5	33.5
12 - 13	238	216	243	226	244	247	227	233.4	237	34.08
13 - 14	243	243	230	227	277	225	246	244	235.5	34.3
14 - 15	290	219	243	265	276	212	284	258.6	248	33.84
15 - 16	297	272	277	302	339	223	321	297.4	272	33.9
16 - 17	308	289	273	260	295	259	294	285	276.5	33.24
17 - 18	231	232	221	232	234	241	257	230	249	33.52
18 - 19	119	150	136	141	144	166	161	138	163.5	35.72
19 - 20	80	82	98	100	107	123	92	93.4	107.5	35.4
20 - 21	62	53	62	77	65	85	49	63.8	67	35.96
21 - 22	23	38	29	28	45	38	24	32.6	31	38.76
22 - 23	7	10	9	13	17	20	5	11.2	12.5	39.9
23 - 24	3	8	5	6	12	10	0	6.8	5	42
Totals	3169	3049	3126	3131	3470	2916	2772			
% of Total	14.65%	14.09%	14.45%	14.47%	16.04%	13.48%	12.81%			

	26/04/2021	to	02/05/2021							
	Monday	Tuesday	Wednesday	Thursday	Friday	Saturday	Sunday	Week	Weekend	Week Day 85%
Hour	26/04/2021	27/04/2021	28/04/2021	29/04/2021	30/04/2021	01/05/2021	02/05/2021	Day Avg	Avg	Avg Speed
0 - 1	7	1	0	2	6	7	6	3.2	6.5	42.5
1 - 2	2	3	1	3	3	4	2	2.4	3	56
2 - 3	4	4	3	6	10	1	1	5.4	1	41
3 - 4	1	4	0	1	3	2	2	1.8	2	43.75
4 - 5	15	12	14	12	10	9	2	12.6	5.5	44.16
5 - 6	37	18	27	18	30	10	4	26	7	38.78
6 - 7	67	51	45	44	67	37	25	54.8	31	38.62
7 - 8	175	187	172	132	192	81	61	171.6	71	33.84
8 - 9	232	266	274	212	276	154	118	252	136	32.08
9 - 10	256	158	267	223	309	232	167	242.6	199.5	33.1
10 - 11	221	192	228	190	335	246	245	233.2	245.5	32.9
11 - 12	227	243	225	244	304	275	274	248.6	274.5	33.34
12 - 13	225	188	239	218	274	226	248	228.8	237	33.82
13 - 14	211	210	225	215	258	218	226	223.8	222	33.78
14 - 15	261	200	231	245	275	269	276	242.4	272.5	33.44
15 - 16	307	227	243	289	298	250	251	272.8	250.5	33.1
16 - 17	314	245	251	286	285	208	241	276.2	224.5	33
17 - 18	192	215	228	220	200	199	226	211	212.5	34.06
18 - 19	118	138	130	144	124	128	135	130.8	131.5	34.84
19 - 20	82	65	81	86	84	103	97	79.6	100	35.66
20 - 21	53	28	38	53	64	58	53	47.2	55.5	35.4
21 - 22	25	9	29	31	35	42	26	25.8	34	36.82
22 - 23	4	2	8	2	15	22	13	6.2	17.5	37.26
23 - 24	5	3	9	6	10	12	4	6.6	8	38
Totals	3041	2669	2968	2882	3467	2793	2703			
% of Total	14.82%	13%	14.46%	14.04%	16.89%	13.61%	13.17%			

	03/05/2021	to	09/05/2021							
	Monday	Tuesday	Wednesday	Thursday	Friday	Saturday	Sunday	Week	Weekend	Week Day 85%
Hour	03/05/2021	04/05/2021	05/05/2021	06/05/2021	07/05/2021	08/05/2021	09/05/2021	Day Avg	Avg	Avg Speed
0 - 1	6	1	1	3	1	5	1	2.4	3	37.76
1 - 2	4	3	3	1	2	0	0	2.6	0	52
2 - 3	4	0	7	5	5	2	1	4.2	1.5	42.5
3 - 4	0	0	3	3	3	1	3	1.8	2	48.33
4 - 5	10	13	14	8	7	8	0	10.4	4	41.8
5 - 6	9	16	22	24	15	9	2	17.2	5.5	39.76
6 - 7	33	36	60	82	74	37	13	57	25	37.8
7 - 8	72	94	171	200	161	62	21	139.6	41.5	33.94
8 - 9	102	130	284	251	283	74	54	210	64	33.64
9 - 10	238	156	257	252	284	53	115	237.4	84	33.3
10 - 11	360	122	282	213	341	46	171	263.6	108.5	32.84
11 - 12	235	141	230	288	252	43	214	229.2	128.5	33.08
12 - 13	203	150	220	229	253	33	200	211	116.5	33.24
13 - 14	152	144	221	217	241	45	204	195	124.5	33.3
14 - 15	82	170	249	237	266	62	222	200.8	142	34
15 - 16	56	183	269	242	304	68	235	210.8	151.5	33.3
16 - 17	37	141	249	207	216	73	244	170	158.5	32.72
17 - 18	31	151	206	92	183	80	176	132.6	128	33.54
18 - 19	15	91	127	95	125	95	97	90.6	96	34.72
19 - 20	23	56	65	66	64	66	93	54.8	79.5	36.34
20 - 21	14	39	32	41	49	38	55	35	46.5	35.22
21 - 22	13	19	19	29	21	25	26	20.2	25.5	37.4
22 - 23	4	9	3	12	18	6	3	9.2	4.5	37.46
23 - 24	4	6	9	5	13	1	6	7.4	3.5	42
Totals	1707	1871	3003	2802	3181	932	2156			
% of Total	10.91%	11.95%	19.19%	17.9%	20.32%	5.95%	13.77%			

	10/05/2021	to	16/05/2021							
	Monday	Tuesday	Wednesday	Thursday	Friday	Saturday	Sunday	Week	Weekend	Week Day 85%
Hour	10/05/2021	11/05/2021	12/05/2021	13/05/2021	14/05/2021	15/05/2021	16/05/2021	Day Avg	Avg	Avg Speed
0 - 1	4	2	8	2	1	4	5	3.4	4.5	45.5
1 - 2	1	2	1	6	6	3	2	3.2	2.5	47
2 - 3	4	5	6	7	7	2	0	5.8	1	43.5
3 - 4	2	2	3	2	5	2	1	2.8	1.5	49.66
4 - 5	11	10	14	13	12	7	1	12	4	42
5 - 6	18	26	21	25	21	11	0	22.2	5.5	41.7
6 - 7	76	59	48	70	68	38	14	64.2	26	38.22
7 - 8	176	183	183	207	176	88	24	185	56	34.28
8 - 9	268	266	248	257	235	130	65	254.8	97.5	33.46
9 - 10	226	241	219	203	285	176	153	234.8	164.5	33.72
10 - 11	219	200	239	205	304	246	206	233.4	226	33.6
11 - 12	257	223	227	220	281	240	206	241.6	223	33.4
12 - 13	211	206	202	260	257	194	216	227.2	205	33.7
13 - 14	178	234	220	222	248	189	236	220.4	212.5	33.8
14 - 15	145	226	297	280	280	194	214	245.6	204	33.8
15 - 16	179	226	283	267	306	190	239	252.2	214.5	33.94
16 - 17	148	155	291	271	246	182	254	222.2	218	33.68
17 - 18	173	63	186	230	212	173	177	172.8	175	34.16
18 - 19	99	56	101	150	151	92	94	111.4	93	36.5
19 - 20	61	51	96	86	80	83	82	74.8	82.5	36.38
20 - 21	51	42	40	55	47	28	54	47	41	36.72
21 - 22	25	12	32	36	37	31	21	28.4	26	35.76
22 - 23	10	6	14	9	15	15	4	10.8	9.5	41.76
23 - 24	3	5	7	10	13	6	4	7.6	5	44.26
Totals	2545	2501	2986	3093	3293	2324	2272			
% of Total	13.38%	13.15%	15.7%	16.27%	17.32%	12.22%	11.95%			

	17/05/2021	to	23/05/2021							
	Monday	Tuesday	Wednesday	Thursday	Friday	Saturday	Sunday	Week	Weekend	Week Day 85%
Hour	17/05/2021	18/05/2021	19/05/2021	20/05/2021	21/05/2021	22/05/2021	23/05/2021	Day Avg	Avg	Avg Speed
0 - 1	2	2	7	9	2	3	4	4.4	3.5	41
1 - 2	2	5	1	1	2	1	2	2.2	1.5	56
2 - 3	3	4	4	8	6	0	2	5	1	44
3 - 4	1	0	3	5	1	2	2	2	2	41.25
4 - 5	12	9	18	15	4	3	1	11.6	2	40.84
5 - 6	31	18	20	28	11	6	5	21.6	5.5	42.22
6 - 7	70	58	55	74	52	19	21	61.8	20	37.18
7 - 8	175	197	174	195	82	63	44	164.6	53.5	33.22
8 - 9	282	238	276	280	151	108	93	245.4	100.5	32.68
9 - 10	230	251	275	265	171	223	175	238.4	199	33.12
10 - 11	253	210	260	257	192	269	310	234.4	289.5	32.2
11 - 12	248	248	272	256	180	231	268	240.8	249.5	32.9
12 - 13	236	204	228	235	162	228	233	213	230.5	33.86
13 - 14	222	226	256	98	243	240	271	209	255.5	33.46
14 - 15	204	276	266	107	172	226	254	205	240	33.98
15 - 16	291	283	261	120	141	195	289	219.2	242	33.02
16 - 17	241	306	296	130	86	174	281	211.8	227.5	32.96
17 - 18	201	233	232	39	119	161	263	164.8	212	33.5
18 - 19	146	149	147	43	76	125	157	112.2	141	35.66
19 - 20	68	95	95	25	63	101	63	69.2	82	35.52
20 - 21	44	51	38	9	43	61	26	37	43.5	37.14
21 - 22	31	32	49	6	14	51	16	26.4	33.5	35.16
22 - 23	15	10	31	8	7	25	0	14.2	12.5	36.4
23 - 24	3	5	9	4	5	13	1	5.2	7	40.66
Totals	3011	3110	3273	2217	1985	2528	2781			
% of Total	15.93%	16.45%	17.31%	11.73%	10.5%	13.37%	14.71%			

	24/05/2021	to	30/05/2021							
	Monday	Tuesday	Wednesday	Thursday	Friday	Saturday	Sunday	Week	Weekend	Week Day 85%
Hour	24/05/2021	25/05/2021	26/05/2021	27/05/2021	28/05/2021	29/05/2021	30/05/2021	Day Avg	Avg	Avg Speed
0 - 1	3	2	2	1	5	4	13	2.6	8.5	39
1 - 2	0	9	3	3	2	7	7	3.4	7	52.5
2 - 3	5	10	7	5	6	5	1	6.6	3	46.5
3 - 4	1	2	2	1	4	3	4	2	3.5	41.66
4 - 5	6	13	8	7	14	11	1	9.6	6	41.5
5 - 6	21	15	19	21	32	9	10	21.6	9.5	42.42
6 - 7	59	69	48	67	78	42	22	64.2	32	37.2
7 - 8	164	190	143	195	193	85	57	177	71	34.56
8 - 9	238	247	210	249	296	140	103	248	121.5	32.28
9 - 10	300	242	207	246	331	233	193	265.2	213	31.94
10 - 11	275	283	161	277	344	288	276	268	282	32.7
11 - 12	263	181	229	264	262	276	270	239.8	273	32.98
12 - 13	253	219	227	271	312	253	264	256.4	258.5	33.44
13 - 14	261	178	242	244	271	227	225	239.2	226	33.44
14 - 15	250	227	231	270	254	228	233	246.4	230.5	33.12
15 - 16	313	258	272	289	326	254	251	291.6	252.5	33.34
16 - 17	300	173	289	324	315	259	323	280.2	291	33.28
17 - 18	203	116	210	255	222	243	359	201.2	301	33.76
18 - 19	116	76	113	151	154	217	291	122	254	35.06
19 - 20	76	78	82	81	91	148	183	81.6	165.5	35.58
20 - 21	49	40	43	65	58	85	104	51	94.5	37.06
21 - 22	44	27	34	54	53	55	54	42.4	54.5	35.56
22 - 23	30	12	17	21	28	38	33	21.6	35.5	37.6
23 - 24	6	6	7	12	11	21	7	8.4	14	35.16
Totals	3236	2673	2806	3373	3662	3131	3284			
% of Total	14.6%	12.06%	12.66%	15.22%	16.52%	14.13%	14.82%			

	31/05/2021	to	06/06/2021							
	Monday	Tuesday	Wednesday	Thursday	Friday	Saturday	Sunday	Week	Weekend	Week Day 85%
Hour	31/05/2021	01/06/2021	02/06/2021	03/06/2021	04/06/2021	05/06/2021	06/06/2021	Day Avg	Avg	Avg Speed
0 - 1	4	4	4	5	5	11	12	4.4	11.5	40
1 - 2	6	1	4	5	7	6	2	4.6	4	47
2 - 3	4	7	4	7	6	9	2	5.6	5.5	43
3 - 4	1	1	2	5	4	4	2	2.6	3	42.5
4 - 5	12	13	12	19	18	11	4	14.8	7.5	41.26
5 - 6	13	31	31	21	29	10	6	25	8	41.98
6 - 7	39	74	78	83	62	43	32	67.2	37.5	36.12
7 - 8	82	155	180	181	176	103	54	154.8	78.5	35.06
8 - 9	133	224	230	227	225	140	122	207.8	131	33.66
9 - 10	246	244	270	293	338	239	214	278.2	226.5	32.4
10 - 11	359	294	306	358	395	319	288	342.4	303.5	32.38
11 - 12	373	279	308	324	295	301	314	315.8	307.5	32.34
12 - 13	316	264	261	294	372	286	328	301.4	307	32.8
13 - 14	273	264	308	311	319	220	264	295	242	33.26
14 - 15	330	297	319	294	319	233	283	311.8	258	32.94
15 - 16	303	331	339	346	357	265	252	335.2	258.5	33.46
16 - 17	325	335	372	338	285	239	251	331	245	33.14
17 - 18	343	292	328	330	306	248	224	319.8	236	34
18 - 19	287	315	305	274	236	231	180	283.4	205.5	34.64
19 - 20	231	213	180	198	144	141	93	193.2	117	34.86
20 - 21	96	109	82	80	62	78	76	85.8	77	35.38
21 - 22	76	59	57	44	61	61	37	59.4	49	35.92
22 - 23	18	22	29	29	27	40	14	25	27	40.04
23 - 24	11	6	14	10	16	11	9	11.4	10	39.48
Totals	3881	3834	4023	4076	4064	3249	3063			
% of Total	14.82%	14.64%	15.36%	15.56%	15.52%	12.41%	11.7%			

	07/06/2021	to	13/06/2021							
	Monday	Tuesday	Wednesday	Thursday	Friday	Saturday	Sunday	Week	Weekend	Week Day 85%
Hour	07/06/2021	08/06/2021	09/06/2021	10/06/2021	11/06/2021	12/06/2021	13/06/2021	Day Avg	Avg	Avg Speed
0 - 1	1	1	5	8	0	10	11	3	10.5	37.5
1 - 2	7	3	3	1	0	5	5	2.8	5	52.5
2 - 3	5	5	6	6	0	6	2	4.4	4	43.75
3 - 4	3	5	4	5	0	4	3	3.4	3.5	45.62
4 - 5	9	11	12	17	0	13	3	9.8	8	39.08
5 - 6	28	21	34	22	0	18	13	21	15.5	41.53
6 - 7	66	85	76	97	0	28	23	64.8	25.5	38
7 - 8	177	189	184	174	0	92	65	144.8	78.5	34.62
8 - 9	279	260	256	246	212	174	126	250.6	150	32.34
9 - 10	200	242	262	269	341	268	222	262.8	245	32.9
10 - 11	285	256	269	304	338	314	274	290.4	294	32.82
11 - 12	276	266	269	277	309	249	279	279.4	264	32.8
12 - 13	233	246	256	236	335	216	264	261.2	240	33.48
13 - 14	221	231	253	261	285	222	237	250.2	229.5	33.44
14 - 15	260	229	236	273	284	235	229	256.4	232	33.22
15 - 16	288	325	302	136	367	217	239	283.6	228	33.18
16 - 17	266	284	292	0	300	245	277	228.4	261	33.9
17 - 18	244	256	240	0	233	249	263	194.6	256	33.62
18 - 19	114	161	130	0	139	182	196	108.8	189	33.75
19 - 20	90	127	97	0	110	120	160	84.8	140	34.93
20 - 21	50	81	60	0	64	90	89	51	89.5	36.05
21 - 22	47	41	52	0	54	64	47	38.8	55.5	36.15
22 - 23	17	25	31	0	28	47	16	20.2	31.5	37.88
23 - 24	11	14	13	0	19	22	9	11.4	15.5	40.62
Totals	3177	3364	3342	2332	3418	3090	3052			
% of Total	14.59%	15.45%	15.35%	10.71%	15.7%	14.19%	14.02%			

	14/06/2021	to	20/06/2021							
	Monday	Tuesday	Wednesday	Thursday	Friday	Saturday	Sunday	Week	Weekend	Week Day 85%
Hour	14/06/2021	15/06/2021	16/06/2021	17/06/2021	18/06/2021	19/06/2021	20/06/2021	Day Avg	Avg	Avg Speed
0 - 1	3	2	6	3	2	5	14	3.2	9.5	41
1 - 2	2	5	1	0	1	2	1	1.8	1.5	37.5
2 - 3	5	8	8	5	6	5	0	6.4	2.5	44.16
3 - 4	2	3	2	2	1	1	1	2	1	42
4 - 5	13	9	19	9	21	10	1	14.2	5.5	41.5
5 - 6	25	22	28	6	21	6	7	20.4	6.5	40.16
6 - 7	88	81	75	34	99	30	12	75.4	21	37.54
7 - 8	187	178	196	97	157	67	34	163	50.5	34.26
8 - 9	277	260	261	150	253	152	78	240.2	115	32.94
9 - 10	296	239	282	176	366	248	193	271.8	220.5	32.98
10 - 11	342	311	303	265	408	323	289	325.8	306	32.7
11 - 12	285	251	253	267	345	258	308	280.2	283	33.1
12 - 13	282	240	245	273	315	251	330	271	290.5	33.54
13 - 14	275	255	255	266	322	221	270	274.6	245.5	33.58
14 - 15	280	266	270	261	270	228	250	269.4	239	33.82
15 - 16	363	333	289	284	290	195	254	311.8	224.5	33.4
16 - 17	288	303	301	320	152	209	242	272.8	225.5	33.26
17 - 18	236	259	237	234	95	236	249	212.2	242.5	34.12
18 - 19	141	158	158	149	58	178	177	132.8	177.5	34.74
19 - 20	87	95	130	119	43	143	110	94.8	126.5	34.92
20 - 21	55	84	60	49	20	79	74	53.6	76.5	35.36
21 - 22	32	35	56	46	12	48	50	36.2	49	35.22
22 - 23	18	25	30	26	15	30	11	22.8	20.5	39.24
23 - 24	7	13	12	10	19	21	6	12.2	13.5	40.3
Totals	3589	3435	3477	3051	3291	2946	2961			
% of Total	15.78%	15.1%	15.28%	13.41%	14.47%	12.95%	13.02%			

	21/06/2021	to	27/06/2021							
	Monday	Tuesday	Wednesday	Thursday	Friday	Saturday	Sunday	Week	Weekend	Week Day 85%
Hour	21/06/2021	22/06/2021	23/06/2021	24/06/2021	25/06/2021	26/06/2021	27/06/2021	Day Avg	Avg	Avg Speed
0 - 1	3	2	1	2	2	8	11	2	9.5	44
1 - 2	4	4	4	2	0	3	2	2.8	2.5	49.38
2 - 3	5	5	10	6	2	9	3	5.6	6	46
3 - 4	6	5	2	3	2	2	2	3.6	2	44.5
4 - 5	12	14	8	12	4	5	2	10	3.5	42
5 - 6	40	33	25	18	16	16	6	26.4	11	40.4
6 - 7	74	80	75	97	29	34	25	71	29.5	37.12
7 - 8	200	189	171	167	85	72	43	162.4	57.5	34.12
8 - 9	263	286	248	284	149	161	112	246	136.5	33.18
9 - 10	255	275	262	282	200	250	189	254.8	219.5	33
10 - 11	242	253	288	308	295	291	305	277.2	298	32.44
11 - 12	280	245	281	305	288	243	341	279.8	292	33.18
12 - 13	230	212	235	269	289	252	287	247	269.5	33.26
13 - 14	254	244	241	253	240	229	248	246.4	238.5	33.62
14 - 15	276	251	284	131	272	214	242	242.8	228	33.12
15 - 16	275	272	333	201	273	200	286	270.8	243	33.1
16 - 17	250	293	278	264	224	233	303	261.8	268	33.28
17 - 18	198	250	263	207	201	210	230	223.8	220	33.02
18 - 19	140	173	150	139	144	158	175	149.2	166.5	34.34
19 - 20	80	103	114	107	74	94	94	95.6	94	34.76
20 - 21	35	55	73	71	56	81	64	58	72.5	36.3
21 - 22	38	36	45	39	46	55	32	40.8	43.5	34.84
22 - 23	20	40	9	18	26	28	19	22.6	23.5	37.22
23 - 24	14	8	16	7	11	16	6	11.2	11	42.26
Totals	3194	3328	3416	3192	2928	2864	3027			
% of Total	14.55%	15.16%	15.56%	14.54%	13.34%	13.05%	13.79%			

	28/06/2021	to	04/07/2021							
	Monday	Tuesday	Wednesday	Thursday	Friday	Saturday	Sunday	Week	Weekend	Week Day 85%
Hour	28/06/2021	29/06/2021	30/06/2021	01/07/2021	02/07/2021	03/07/2021	04/07/2021	Day Avg	Avg	Avg Speed
0 - 1	5	0	2	0	4	6	6	2.2	6	40.27
1 - 2	4	2	2	3	3	8	4	2.8	6	54
2 - 3	3	2	8	4	7	6	1	4.8	3.5	44.76
3 - 4	0	1	2	5	2	2	1	2	1.5	42.5
4 - 5	17	13	13	9	11	8	5	12.6	6.5	39.16
5 - 6	31	35	20	28	32	15	4	29.2	9.5	40.02
6 - 7	81	83	62	67	88	30	19	76.2	24.5	37.36
7 - 8	176	158	146	169	146	83	53	159	68	34.88
8 - 9	243	239	240	279	294	155	96	259	125.5	33
9 - 10	245	243	271	275	326	224	191	272	207.5	33.4
10 - 11	281	270	319	318	385	277	289	314.6	283	32.72
11 - 12	269	270	293	278	331	215	260	288.2	237.5	33.46
12 - 13	217	278	286	260	309	212	288	270	250	33.48
13 - 14	229	239	232	237	280	89	208	243.4	148.5	33.62
14 - 15	230	241	265	280	285	118	244	260.2	181	33.58
15 - 16	299	296	280	258	316	201	120	289.8	160.5	33.8
16 - 17	274	292	272	315	271	210	237	284.8	223.5	32.96
17 - 18	244	203	229	220	274	190	144	234	167	33.94
18 - 19	140	107	144	169	157	135	51	143.4	93	34.68
19 - 20	97	101	101	111	115	79	10	105	44.5	35.66
20 - 21	45	56	72	79	55	33	12	61.4	22.5	35.18
21 - 22	34	38	47	53	47	26	11	43.8	18.5	35.06
22 - 23	12	20	25	29	28	20	5	22.8	12.5	39.08
23 - 24	6	9	8	11	16	8	5	10	6.5	46.8
Totals	3182	3196	3339	3457	3782	2350	2264			
% of Total	14.75%	14.82%	15.48%	16.03%	17.53%	10.89%	10.5%			

	05/07/2021	to	11/07/2021							
	Monday	Tuesday	Wednesday	Thursday	Friday	Saturday	Sunday	Week	Weekend	Week Day 85%
Hour	05/07/2021	06/07/2021	07/07/2021	08/07/2021	09/07/2021	10/07/2021	11/07/2021	Day Avg	Avg	Avg Speed
0 - 1	1	2	5	5	8	8	7	4.2	7.5	44.66
1 - 2	1	5	1	4	1	6	5	2.4	5.5	49.5
2 - 3	1	4	2	4	4	2	2	3	2	43
3 - 4	3	1	1	5	3	6	1	2.6	3.5	42
4 - 5	5	6	1	6	12	7	2	6	4.5	38.66
5 - 6	13	4	10	21	28	14	9	15.2	11.5	38.16
6 - 7	51	8	51	73	77	30	18	52	24	36.44
7 - 8	133	59	109	156	160	83	47	123.4	65	33.94
8 - 9	212	128	231	221	269	138	106	212.2	122	33.36
9 - 10	245	161	256	255	361	247	212	255.6	229.5	32.94
10 - 11	266	226	261	271	392	332	298	283.2	315	32.8
11 - 12	275	251	310	295	352	274	277	296.6	275.5	33.24
12 - 13	262	243	237	270	328	255	250	268	252.5	33.64
13 - 14	191	182	224	258	302	248	259	231.4	253.5	33.44
14 - 15	140	217	230	270	256	234	312	222.6	273	33.9
15 - 16	235	272	275	330	357	151	289	293.8	220	33.38
16 - 17	264	238	280	304	278	176	236	272.8	206	33.86
17 - 18	242	199	230	259	260	286	214	238	250	33.78
18 - 19	129	137	125	165	180	178	93	147.2	135.5	34.52
19 - 20	82	73	78	112	93	125	86	87.6	105.5	36.18
20 - 21	42	42	41	89	71	80	33	57	56.5	37.08
21 - 22	40	40	24	51	70	39	16	45	27.5	36.54
22 - 23	20	14	32	29	38	32	17	26.6	24.5	40.26
23 - 24	3	7	14	11	17	10	30	10.4	20	41.32
Totals	2856	2519	3028	3464	3917	2961	2819			
% of Total	13.24%	11.68%	14.04%	16.06%	18.16%	13.73%	13.07%			

	12/07/2021	to	18/07/2021							
	Monday	Tuesday	Wednesday	Thursday	Friday	Saturday	Sunday	Week	Weekend	Week Day 85%
Hour	12/07/2021	13/07/2021	14/07/2021	15/07/2021	16/07/2021	17/07/2021	18/07/2021	Day Avg	Avg	Avg Speed
0 - 1	8	3	2	9	2	2	3	4.8	2.5	44
1 - 2	1	2	4	5	1	6	3	2.6	4.5	53
2 - 3	2	4	3	4	5	4	2	3.6	3	38.16
3 - 4	0	5	1	4	2	3	0	2.4	1.5	45
4 - 5	4	3	15	13	10	7	2	9	4.5	42.66
5 - 6	15	17	33	20	27	14	6	22.4	10	41.22
6 - 7	62	86	70	102	67	37	33	77.4	35	37.98
7 - 8	124	147	159	183	172	97	51	157	74	34.04
8 - 9	244	230	247	246	259	193	128	245.2	160.5	33.68
9 - 10	254	246	285	285	316	245	216	277.2	230.5	32.66
10 - 11	329	262	271	279	376	318	307	303.4	312.5	32.88
11 - 12	258	271	310	311	358	275	285	301.6	280	32.58
12 - 13	234	247	274	264	295	222	265	262.8	243.5	33.36
13 - 14	188	242	229	261	310	231	262	246	246.5	33.14
14 - 15	122	261	263	287	279	240	211	242.4	225.5	32.98
15 - 16	109	265	281	315	291	226	259	252.2	242.5	33.24
16 - 17	139	284	290	271	285	232	271	253.8	251.5	33.14
17 - 18	157	227	291	262	270	263	306	241.4	284.5	33.68
18 - 19	72	168	161	172	175	173	222	149.6	197.5	35.2
19 - 20	82	100	148	140	119	134	128	117.8	131	35.38
20 - 21	45	57	81	73	90	94	89	69.2	91.5	35.9
21 - 22	29	39	49	61	57	56	38	47	47	35.74
22 - 23	16	22	25	28	32	37	18	24.6	27.5	38.74
23 - 24	7	13	6	14	19	24	14	11.8	19	41.5
Totals	2501	3201	3498	3609	3817	3133	3119			
% of Total	10.93%	13.99%	15.29%	15.77%	16.68%	13.69%	13.63%			

Hour	19/07/2021 Monday 19/07/2021	to Tuesday 20/07/2021	25/07/2021 Wednesday 21/07/2021	Thursday 22/07/2021	Friday 23/07/2021	Saturday 24/07/2021	Sunday 25/07/2021	Week Day Avg	Weekend Avg	Week Day 85% Avg Speed
0 - 1	3	0	4	*	*	*	*	2.33	0	47.5
1 - 2	3	4	2	*	*	*	*	3	0	50
2 - 3	5	4	3	*	*	*	*	4	0	46.67
3 - 4	1	3	4	*	*	*	*	2.67	0	47.5
4 - 5	18	7	9	*	*	*	*	11.33	0	39.73
5 - 6	33	20	27	*	*	*	*	26.67	0	44.03
6 - 7	80	62	66	*	*	*	*	69.33	0	39.27
7 - 8	152	165	173	*	*	*	*	163.33	0	33.73
8 - 9	249	247	269	*	*	*	*	255	0	33.17
9 - 10	239	236	296	*	*	*	*	257	0	33.53
10 - 11	336	276	262	*	*	*	*	291.33	0	33.4
11 - 12	273	256	297	*	*	*	*	275.33	0	33.63
12 - 13	266	253	251	*	*	*	*	256.67	0	33.83
13 - 14	233	251	247	*	*	*	*	243.67	0	34.33
14 - 15	257	220	238	*	*	*	*	238.33	0	33.33
15 - 16	275	294	303	*	*	*	*	290.67	0	33.73
16 - 17	286	266	294	*	*	*	*	282	0	33.1
17 - 18	263	270	235	*	*	*	*	256	0	34.47
18 - 19	158	155	93	*	*	*	*	135.33	0	34.87
19 - 20	103	110	*	*	*	*	*	106.5	0	35.2
20 - 21	59	75	*	*	*	*	*	67	0	36.15
21 - 22	35	68	*	*	*	*	*	51.5	0	36
22 - 23	26	33	*	*	*	*	*	29.5	0	38.5
23 - 24	7	17	*	*	*	*	*	12	0	43.75
Totals	3360	3292	3073	0	0	0	0			
% of Total	34.55%	33.85%	31.6%	0%	0%	0%	0%			

Incoming Monthly Counts

A170 inward

from Thu-Apr-08-2021-11-00-AM to Wed-Jul-21-2021-06-59-PM

A170 Linkfoot Lane, Helmsley 30mph zone

Hour	Apr 2021							Week Day Avg	Weekend Avg	Week Day 85% Avg Speed
	Monday	Tuesday	Wednesday	Thursday	Friday	Saturday	Sunday			
0 - 1	13	6	7	6	14	7	6	9.2	6.5	44
1 - 2	7	8	6	7	12	5	3	8	4	54.5
2 - 3	17	11	14	17	28	13	0	17.4	6.5	46.74
3 - 4	6	6	4	5	14	11	2	7	6.5	43.5
4 - 5	29	29	35	30	37	24	10	32	17	43.28
5 - 6	92	71	75	56	102	27	9	79.2	18	40.16
6 - 7	192	192	157	193	250	95	49	196.8	72	38.9
7 - 8	526	535	521	472	669	258	104	544.6	181	34.5
8 - 9	683	753	818	697	972	412	256	784.6	334	33.2
9 - 10	691	649	713	702	1073	595	408	765.6	501.5	33.86
10 - 11	639	612	695	729	1167	720	546	768.4	633	33.64
11 - 12	677	699	726	750	1090	664	623	788.4	643.5	33.54
12 - 13	669	651	718	864	994	699	628	779.2	663.5	33.96
13 - 14	658	667	658	886	1054	632	658	784.6	645	34.04
14 - 15	786	646	741	956	1084	656	727	842.6	691.5	33.64
15 - 16	873	797	812	1078	1215	600	809	955	704.5	33.6
16 - 17	912	812	826	1084	1114	634	755	949.6	694.5	33.36
17 - 18	608	676	674	911	844	606	645	742.6	625.5	34.24
18 - 19	360	423	407	553	554	432	451	459.4	441.5	35.2
19 - 20	243	230	262	345	370	320	259	290	289.5	35.9
20 - 21	172	130	175	214	238	179	148	185.8	163.5	36.02
21 - 22	79	72	83	104	143	103	72	96.2	87.5	37.64
22 - 23	33	14	38	33	68	52	18	37.2	35	40.3
23 - 24	10	17	17	19	45	23	10	21.6	16.5	41.14
Totals	8975	8706	9182	10711	13151	7767	7196			
% of Total	13.66%	13.25%	13.98%	16.31%	20.02%	11.82%	10.95%			

Incoming Monthly Counts

A170 inward

from Thu-Apr-08-2021-11-00-AM to Wed-Jul-21-2021-06-59-PM

A170 Linkfoot Lane, Helmsley 30mph zone

Hour	May 2021							Week	Weekend	Week Day 85%
	Monday	Tuesday	Wednesday	Thursday	Friday	Saturday	Sunday	Day Avg	Avg	Avg Speed
0 - 1	19	7	18	15	9	23	29	13.6	26	43
1 - 2	13	19	8	11	12	15	13	12.6	14	53.82
2 - 3	20	19	24	25	24	10	5	22.4	7.5	46.26
3 - 4	5	4	11	11	13	10	12	8.8	11	45
4 - 5	51	45	54	43	37	38	5	46	21.5	41.96
5 - 6	92	75	82	98	79	45	21	85.2	33	41.68
6 - 7	277	222	211	293	272	173	95	255	134	37.56
7 - 8	669	664	671	797	612	379	207	682.6	293	34.02
8 - 9	1023	881	1018	1037	965	606	433	984.8	519.5	33
9 - 10	1240	890	958	966	1071	917	803	1025	860	33.02
10 - 11	1466	815	942	952	1181	1095	1208	1071.2	1151.5	32.9
11 - 12	1376	793	958	1028	975	1065	1232	1026	1148.5	33.02
12 - 13	1219	779	877	995	984	934	1161	970.8	1047.5	33.54
13 - 14	1086	782	939	781	1003	919	1162	918.2	1040.5	33.52
14 - 15	1011	899	1043	894	972	979	1199	963.8	1089	33.7
15 - 16	1142	950	1085	918	1077	957	1265	1034.4	1111	33.44
16 - 17	1051	775	1125	932	863	896	1343	949.2	1119.5	33.3
17 - 18	951	563	834	616	736	856	1201	740	1028.5	33.86
18 - 19	663	372	488	439	506	657	774	493.6	715.5	35.36
19 - 20	459	280	338	258	298	501	518	326.6	509.5	35.76
20 - 21	254	172	153	170	197	270	292	189.2	281	36.34
21 - 22	189	90	134	125	125	204	143	132.6	173.5	35.94
22 - 23	77	37	65	50	68	106	53	59.4	79.5	38.72
23 - 24	27	22	32	31	42	53	22	30.8	37.5	41.4
Totals	14380	10155	12068	11485	12121	11708	13196			
% of Total	16.9%	11.93%	14.18%	13.49%	14.24%	13.76%	15.5%			

Incoming Monthly Counts

A170 inward

A170 Linkfoot Lane, Helmsley 30mph zone

from Thu-Apr-08-2021-11-00-AM to Wed-Jul-21-2021-06-59-PM

Hour	Jun 2021							Week Day Avg	Weekend Avg	Week Day 85% Avg Speed
	Monday	Tuesday	Wednesday	Thursday	Friday	Saturday	Sunday			
0 - 1	12	9	18	18	9	34	48	13.2	41	42.74
1 - 2	17	15	14	8	8	16	10	12.4	13	49.42
2 - 3	18	27	36	24	14	29	7	23.8	18	45.64
3 - 4	11	15	12	15	7	11	8	12	9.5	45.48
4 - 5	51	60	64	57	43	39	10	55	24.5	41.56
5 - 6	124	142	138	67	66	50	32	107.4	41	41.2
6 - 7	309	403	366	311	190	135	92	315.8	113.5	37.46
7 - 8	740	869	877	619	418	334	196	704.6	265	34.52
8 - 9	1062	1269	1235	907	839	627	438	1062.4	532.5	32.98
9 - 10	996	1243	1347	1020	1245	1005	818	1170.2	911.5	32.88
10 - 11	1150	1384	1485	1235	1436	1247	1156	1338	1201.5	32.68
11 - 12	1110	1311	1404	1173	1237	1051	1242	1247	1146.5	33.04
12 - 13	962	1240	1283	1072	1311	1005	1209	1173.6	1107	33.36
13 - 14	979	1233	1289	1091	1166	892	1019	1151.6	955.5	33.46
14 - 15	1046	1284	1374	959	1145	910	1004	1161.6	957	33.4
15 - 16	1225	1557	1543	967	1287	877	1031	1315.8	954	33.42
16 - 17	1078	1507	1515	922	961	926	1073	1196.6	999.5	33.38
17 - 18	922	1260	1297	771	835	943	966	1017	954.5	33.68
18 - 19	535	914	887	562	577	749	728	695	738.5	34.44
19 - 20	354	639	622	424	371	498	457	482	477.5	34.9
20 - 21	185	385	347	200	202	328	303	263.8	315.5	35.44
21 - 22	151	209	257	129	173	228	166	183.8	197	35.74
22 - 23	67	132	124	73	96	145	60	98.4	102.5	38.02
23 - 24	38	50	63	27	65	70	30	48.6	50	41.38
Totals	13142	17157	17597	12651	13701	12149	12103			
% of Total	13.34%	17.42%	17.86%	12.84%	13.91%	12.33%	12.29%			

Incoming Monthly Counts

A170 inward

from Thu-Apr-08-2021-11-00-AM to Wed-Jul-21-2021-06-59-PM

A170 Linkfoot Lane, Helmsley 30mph zone

Hour	Jul 2021							Week	Weekend	Week Day 85%
	Monday	Tuesday	Wednesday	Thursday	Friday	Saturday	Sunday	Day Avg	Avg	Avg Speed
0 - 1	12	5	11	14	14	16	16	11.2	16	44
1 - 2	5	11	7	12	5	20	12	8	16	54
2 - 3	8	12	8	12	16	12	5	11.2	8.5	47
3 - 4	4	9	6	14	7	11	2	8	6.5	45
4 - 5	27	16	25	28	33	22	9	25.8	15.5	42.96
5 - 6	61	41	70	69	87	43	19	65.6	31	41.2
6 - 7	193	156	187	242	232	97	70	202	83.5	37.88
7 - 8	409	371	441	508	478	263	151	441.4	207	34.1
8 - 9	705	605	747	746	822	486	330	725	408	33.44
9 - 10	738	643	837	815	1003	716	619	807.2	667.5	33.14
10 - 11	931	764	794	868	1153	927	894	902	910.5	32.9
11 - 12	806	778	917	884	1041	764	822	885.2	793	33.08
12 - 13	762	743	762	794	932	689	803	798.6	746	33.54
13 - 14	612	675	700	756	892	568	729	727	648.5	33.56
14 - 15	519	698	731	837	820	592	767	721	679.5	33.4
15 - 16	619	831	859	903	964	578	668	835.2	623	33.42
16 - 17	689	788	864	890	834	618	744	813	681	33.3
17 - 18	662	696	756	741	804	739	664	731.8	701.5	33.94
18 - 19	359	460	379	506	512	486	366	443.2	426	34.76
19 - 20	267	283	226	363	327	338	224	293.2	281	35.64
20 - 21	146	174	122	241	216	207	134	179.8	170.5	36.4
21 - 22	104	147	73	165	174	121	65	132.6	93	35.92
22 - 23	62	69	57	86	98	89	40	74.4	64.5	38.96
23 - 24	17	37	20	36	52	42	49	32.4	45.5	43.16
Totals	8717	9012	9599	10530	11516	8444	8202			
% of Total	13.2%	13.65%	14.54%	15.95%	17.44%	12.79%	12.42%			

Incoming Weekly Speeds

A170 inward

A170 Linkfoot Lane, Helmsley 30mph zone

from Thu-Apr-08-2021-11-00-AM to Wed-Jul-21-2021-06-59-PM

	05/04/2021	to	11/04/2021							
	Monday	Tuesday	Wednesday	Thursday	Friday	Saturday	Sunday	Week	Weekend	Week Day 85%
Hour	05/04/2021	06/04/2021	07/04/2021	08/04/2021	09/04/2021	10/04/2021	11/04/2021	Day Avg	Avg	Avg Speed
0 - 1	*	*	*	*	30.33	0	0	30.33	0	40
1 - 2	*	*	*	*	33.2	40.33	32	33.2	38.25	40
2 - 3	*	*	*	*	37.86	52	0	37.86	52	50
3 - 4	*	*	*	*	27.5	31.2	0	27.5	31.2	30
4 - 5	*	*	*	*	36.11	35.27	34.5	36.11	35.07	48.3
5 - 6	*	*	*	*	30.05	33.83	32	30.05	33.57	37.5
6 - 7	*	*	*	*	30.77	30.07	35.25	30.77	31.26	38
7 - 8	*	*	*	*	29.4	26.45	28.88	29.4	26.93	36.8
8 - 9	*	*	*	*	27.45	26.08	26.1	27.45	26.08	32.8
9 - 10	*	*	*	*	28.65	27.91	24.78	28.65	26.92	34.8
10 - 11	*	*	*	*	28.52	28.28	29.82	28.52	28.8	34.2
11 - 12	*	*	*	27.81	28.23	28	29.01	28.12	28.41	34.3
12 - 13	*	*	*	28.22	29.31	28.21	28.42	28.84	28.3	34.1
13 - 14	*	*	*	29.09	27.78	27.79	28.66	28.42	28.15	34
14 - 15	*	*	*	28.67	27.95	28.35	29	28.26	28.68	33.9
15 - 16	*	*	*	29.33	28.26	28.77	29.28	28.78	29.07	34.75
16 - 17	*	*	*	28.39	28.16	28.59	29.72	28.27	29.3	34.05
17 - 18	*	*	*	29.43	29.93	29.29	28.85	29.67	29.08	36.2
18 - 19	*	*	*	30.23	30.27	28.82	31.06	30.26	29.94	36.3
19 - 20	*	*	*	30.45	29.98	30.28	31.02	30.19	30.57	36.6
20 - 21	*	*	*	30.52	31.79	30.6	31.23	31.17	30.9	37.75
21 - 22	*	*	*	31.87	29.11	31.92	32.33	30.07	32.08	37.2
22 - 23	*	*	*	32.14	30.36	32.83	33.43	30.95	33	37.5
23 - 24	*	*	*	35.33	35.36	32	37	35.36	34.78	40
Totals	0	0	0	391.3	726.4	717	642.3			
% of Total	0%	0%	0%	15.8%	29.33%	28.95%	25.93%			

Incoming Weekly Speeds
A170 inward
A170 Linkfoot Lane, Helmsley 30mph zone

from Thu-Apr-08-2021-11-00-AM to Wed-Jul-21-2021-06-59-PM

	12/04/2021	to	18/04/2021							
	Monday	Tuesday	Wednesday	Thursday	Friday	Saturday	Sunday	Week	Weekend	Week Day 85%
Hour	12/04/2021	13/04/2021	14/04/2021	15/04/2021	16/04/2021	17/04/2021	18/04/2021	Day Avg	Avg	Avg Speed
0 - 1	0	32	37	47	28.25	39	30.75	32.62	35.33	39.38
1 - 2	45.33	35.67	42	42	47	52	34.5	42.1	40.33	51
2 - 3	37.6	37	34.67	40.75	36.4	42	0	37.14	42	43.5
3 - 4	39.5	37	39.5	29.5	36.2	37	42	36.25	39.5	43
4 - 5	32.17	34.56	33.17	37.17	39.56	34.12	32	35.26	33.7	43.16
5 - 6	29.69	34.19	33.93	32.35	31.04	32.2	35	32.22	33.83	40.1
6 - 7	30.23	30.68	30.85	30.41	32.23	29.9	30.5	30.93	30.11	37.82
7 - 8	29	28.33	29.61	29.34	28.22	29.44	30.4	28.91	29.76	34.74
8 - 9	28.29	28.1	28.59	28.17	27.9	29.15	29.57	28.21	29.35	33.78
9 - 10	27.5	28.17	28.58	29.23	28.35	27.96	28.16	28.4	28.04	34.16
10 - 11	28.66	28.98	28.41	28.38	27.36	27.66	28.16	28.28	27.88	33.86
11 - 12	28.72	28.18	27.51	28.25	28.1	28.1	28.45	28.13	28.29	33.52
12 - 13	27.09	29.13	28.02	28.78	28.73	27.79	28.91	28.4	28.36	33.9
13 - 14	28.1	28.49	28.45	27.49	28.58	28.7	27.57	28.24	28.05	33.82
14 - 15	28.14	27.78	27.72	28.59	28.28	27.64	27.99	28.11	27.81	33.56
15 - 16	27.88	27.49	28.06	28.16	28.61	28.17	28.76	28.06	28.49	33.5
16 - 17	26.8	28	28.47	28.6	26.94	28.67	29.1	27.77	28.89	33.18
17 - 18	28.54	28.26	29.45	29.32	28.68	29.38	29.06	28.88	29.21	34.44
18 - 19	29.2	28.92	28.78	30.34	28.78	28.96	29.18	29.21	29.08	34.86
19 - 20	30.37	29.11	31.02	30.82	29.34	31.07	30.21	30.13	30.64	36.5
20 - 21	31.21	29.71	29.73	29.75	30.09	30.19	29.75	30.1	29.96	36.32
21 - 22	29.9	29.68	31	32	30.97	31.15	32.64	30.74	31.81	36.74
22 - 23	30.77	39.5	32.71	33.55	32.09	34.43	32.83	32.28	33.95	41.56
23 - 24	34.5	33	35.33	38.25	36.33	33.78	32.2	35.63	33.21	44.5
Totals	709.2	742.1	752.6	768.2	748	768.5	707.9			
% of Total	13.65%	14.28%	14.48%	14.78%	14.39%	14.79%	13.62%			

	19/04/2021	to	25/04/2021							
	Monday	Tuesday	Wednesday	Thursday	Friday	Saturday	Sunday	Week	Weekend	Week Day 85%
Hour	19/04/2021	20/04/2021	21/04/2021	22/04/2021	23/04/2021	24/04/2021	25/04/2021	Day Avg	Avg	Avg Speed
0 - 1	39.67	45.67	33.83	40.33	42	52	27	39	39.5	46
1 - 2	39.5	39.5	32	48.67	52.5	42	0	41.31	42	55
2 - 3	35.67	42	33.2	31.43	33.83	37.12	0	34.56	37.12	45.5
3 - 4	30.67	42	44.5	39.5	34.5	39	27	36.67	37	44
4 - 5	28.38	34.75	32.78	33.67	34.44	32.2	28.25	32.91	30.44	40.76
5 - 6	32.57	30.57	35.86	32.33	33.38	35.31	37	32.95	35.41	41.02
6 - 7	32.69	32.61	32.81	31.96	30.03	32.14	32.05	32.04	32.1	39.9
7 - 8	28.54	29.56	28.92	29.34	28.85	28.86	30.88	29.03	29.46	34.52
8 - 9	27.85	28.13	27.5	28.03	27.86	28.25	29.83	27.87	28.83	33.48
9 - 10	28.56	27.91	28.62	29	28.53	27.32	28.78	28.51	27.96	34.08
10 - 11	29.06	28.83	27.45	27.4	28.3	27.99	27.72	28.15	27.86	33.78
11 - 12	28.7	28.94	27.37	27.47	27.8	27.61	28.29	28.06	27.93	33.5
12 - 13	28.38	29.07	28.37	27.96	28.21	28.29	28.19	28.39	28.24	34.08
13 - 14	28.85	29.05	28.73	28.87	28.45	27.94	27.86	28.78	27.9	34.3
14 - 15	28.14	28.42	28.09	27.85	28.5	28.56	27.89	28.2	28.17	33.84
15 - 16	28.45	28.36	28.59	28.11	27.73	28.83	27.93	28.23	28.3	33.9
16 - 17	28.88	28.93	27.69	27.16	27.55	28.17	28.92	28.07	28.57	33.24
17 - 18	28.25	27.92	28.96	26.5	28.62	29.1	29.74	28.04	29.43	33.52
18 - 19	29.42	28.93	30.61	28.48	29.89	30.08	30.12	29.46	30.1	35.72
19 - 20	29.75	29.55	29.62	29.11	29.48	30.45	30.53	29.49	30.48	35.4
20 - 21	31.03	28.49	29.71	29.75	30.55	30.84	30.24	29.95	30.62	35.96
21 - 22	32.78	30.26	33.38	30.75	31.4	30.37	33.12	31.57	31.44	38.76
22 - 23	34.29	35.3	35.67	34.08	29.65	31.75	28.2	33.23	31.04	39.9
23 - 24	27	34.88	31.2	38	33.83	29.6	0	33.82	29.6	42
Totals	737.5	769.6	745.5	755.9	755.8	763.7	619.4			
% of Total	14.33%	14.95%	14.48%	14.69%	14.68%	14.84%	12.03%			

	26/04/2021	to	02/05/2021							
	Monday	Tuesday	Wednesday	Thursday	Friday	Saturday	Sunday	Week	Weekend	Week Day 85%
Hour	26/04/2021	27/04/2021	28/04/2021	29/04/2021	30/04/2021	01/05/2021	02/05/2021	Day Avg	Avg	Avg Speed
0 - 1	35.86	42	0	32	35.5	33.57	32.33	35.63	33	42.5
1 - 2	49.5	42	47	38.67	47	36	27	44.08	33	56
2 - 3	38.25	37	32	35.5	36.7	27	32	36.19	29.5	41
3 - 4	32	35.75	0	42	45.33	34.5	37.5	39.22	36	43.75
4 - 5	33.2	35.17	33.71	37.58	38.2	33.11	34.5	35.32	33.36	44.16
5 - 6	30.05	33.67	32.3	29.22	33.23	33.8	34.5	31.64	34	38.78
6 - 7	32.78	31.51	31.8	30.73	30.57	32.49	34.76	31.51	33.4	38.62
7 - 8	28.91	27.93	28.45	29.23	25.95	29	30	27.99	29.43	33.84
8 - 9	27.78	27.42	27.13	26.98	25.76	28.29	28.84	26.98	28.53	32.08
9 - 10	27.62	27.69	27.79	27.27	26.99	28.57	28.37	27.44	28.48	33.1
10 - 11	28.49	28.3	27.68	26.57	27.17	27.8	28.29	27.61	28.04	32.9
11 - 12	28.94	27.5	27.26	27.66	27.64	27.34	27.69	27.79	27.52	33.34
12 - 13	28.8	28.71	28.25	28.23	27.5	27.78	28.27	28.25	28.04	33.82
13 - 14	28.51	27.48	29.04	27.87	28.02	27.59	27.9	28.18	27.75	33.78
14 - 15	28.08	28.42	27.66	27.99	28.17	27.86	28	28.06	27.93	33.44
15 - 16	27.93	28.04	28.66	28.31	26.98	28.18	28.09	27.95	28.13	33.1
16 - 17	27.81	27.71	27.66	27.99	27.32	28.22	29.37	27.7	28.84	33
17 - 18	29.18	28.61	28.53	29.06	27.5	29.16	28.96	28.58	29.05	34.06
18 - 19	28.97	29.63	29.65	28.94	29.49	30.02	30.19	29.33	30.1	34.84
19 - 20	29.55	28.57	29.05	29.83	29.73	30.17	30.39	29.38	30.27	35.66
20 - 21	30.04	29.25	30.16	31.4	30.47	31.86	30.81	30.39	31.36	35.4
21 - 22	31.2	32.11	29.76	30.1	28.66	29.19	31.35	29.98	30.01	36.82
22 - 23	31	27.5	32.75	32	35.6	32.32	30.54	33.52	31.66	37.26
23 - 24	36.2	33.67	30.44	32.17	28.6	26.58	29.75	31.36	27.38	38
Totals	750.6	745.6	666.7	737.4	748.2	720.6	729.5			
% of Total	14.72%	14.62%	13.08%	14.46%	14.67%	14.13%	14.31%			

	03/05/2021	to	09/05/2021							
	Monday	Tuesday	Wednesday	Thursday	Friday	Saturday	Sunday	Week	Weekend	Week Day 85%
Hour	03/05/2021	04/05/2021	05/05/2021	06/05/2021	07/05/2021	08/05/2021	09/05/2021	Day Avg	Avg	Avg Speed
0 - 1	24.67	32	27	35.33	42	39.2	32	29.58	38	37.76
1 - 2	45.75	33.67	40.67	57	49.5	0	0	43.23	0	52
2 - 3	37	0	36.43	40	39	37	42	38	38.67	42.5
3 - 4	0	0	42	45.33	33.67	42	37.33	40.33	38.5	48.33
4 - 5	31.3	30.77	36.86	32.75	37.71	34.62	0	33.75	34.62	41.8
5 - 6	33.78	31.06	31.36	33.58	30.87	31.11	27	32.09	30.36	39.76
6 - 7	30.39	30.25	31.25	30.43	31.34	28.97	30.69	30.81	29.42	37.8
7 - 8	28.54	28.35	28.88	29.07	28.58	28.94	29.19	28.76	29	33.94
8 - 9	29.75	27.15	27.79	27.4	27.48	28.12	29.91	27.72	28.88	33.64
9 - 10	27.98	28.46	26.83	27.83	28.2	27.96	28.29	27.82	28.18	33.3
10 - 11	26.69	27.57	27.41	27.99	27.33	27.09	27.96	27.3	27.77	32.84
11 - 12	27.83	27.6	28.19	27.6	27.41	27.81	28.14	27.72	28.09	33.08
12 - 13	26.17	28.13	28.66	28.72	28.23	27.48	27.82	28.02	27.77	33.24
13 - 14	27.14	28.38	27.79	28.01	27.82	27.84	27.76	27.83	27.78	33.3
14 - 15	27.21	29.05	28.36	28.22	28.47	27.98	27.9	28.38	27.92	34
15 - 16	27.07	27.9	28.38	28.07	27.53	27.13	27.82	27.91	27.67	33.3
16 - 17	25.22	27	28.37	28.12	28.2	28.79	28.12	27.9	28.27	32.72
17 - 18	26.87	28.32	28.08	27.93	28.27	29.51	29.49	28.11	29.5	33.54
18 - 19	26.87	29.08	28.89	29.52	29.93	30.97	30.22	29.28	30.59	34.72
19 - 20	28.78	29.55	30.37	30.97	29.84	27.83	29.67	30.09	28.91	36.34
20 - 21	30.14	29.77	29.38	30.46	28.2	29.63	30.49	29.45	30.14	35.22
21 - 22	32.69	30.79	30.89	33.24	30.86	28.56	34.23	31.77	31.45	37.4
22 - 23	28.5	33.22	30.67	33.08	31.44	28	30.33	31.91	28.78	37.46
23 - 24	37	32.17	33.89	35.2	31.46	27	32.83	33.27	32	42
Totals	687.5	650.5	738.7	775.8	753.3	693.5	669.1			
% of Total	13.84%	13.09%	14.87%	15.61%	15.16%	13.96%	13.47%			

	10/05/2021	to	16/05/2021							
	Monday	Tuesday	Wednesday	Thursday	Friday	Saturday	Sunday	Week	Weekend	Week Day 85%
Hour	10/05/2021	11/05/2021	12/05/2021	13/05/2021	14/05/2021	15/05/2021	16/05/2021	Day Avg	Avg	Avg Speed
0 - 1	28.25	44.5	37.25	34.5	37	34.5	34.2	35.65	34.33	45.5
1 - 2	42	32	52	38.67	35.5	42	32	37.69	38	47
2 - 3	38.25	38.2	35.33	32	33.57	32	0	35	32	43.5
3 - 4	42	42	43.67	47	38	39.5	22	41.64	33.67	49.66
4 - 5	32.55	33.8	32.21	33	33.08	27.71	37	32.88	28.87	42
5 - 6	32.83	30.58	31.62	34.84	36.14	31.36	0	33.15	31.36	41.7
6 - 7	29.25	32.63	31.33	33.21	30.12	31.42	31	31.23	31.31	38.22
7 - 8	28.39	28.62	28.73	29.3	28.7	29.61	30.21	28.77	29.74	34.28
8 - 9	28.06	27.83	28.3	28.61	27.22	29.07	28.43	28.01	28.86	33.46
9 - 10	28.92	27.91	28	29	27.39	27.97	28.42	28.18	28.18	33.72
10 - 11	28.63	28.22	28.27	28.5	27.59	28.34	28.38	28.19	28.36	33.6
11 - 12	28.72	28.48	27.59	27.87	27.25	27.79	28.26	27.97	28.01	33.4
12 - 13	29.04	28.64	27.92	28.75	27.87	28.79	28.67	28.44	28.72	33.7
13 - 14	28.61	28.64	28.14	28.71	28.31	28.1	28.06	28.47	28.08	33.8
14 - 15	28.66	28.52	27.51	27.85	28.6	28.76	27.54	28.16	28.12	33.8
15 - 16	28.72	28.11	28.13	28.3	28.15	29.7	28.42	28.25	28.99	33.94
16 - 17	29.22	27.99	28.19	27.9	27.98	28.64	28.3	28.18	28.44	33.68
17 - 18	28.79	27.83	28.38	28.6	28.48	25.5	29.69	28.5	27.62	34.16
18 - 19	31.27	29.77	30.02	30	29.68	25.71	31.34	30.12	28.55	36.5
19 - 20	30.95	29.76	30.59	29.81	29.05	29.61	31.17	30.03	30.39	36.38
20 - 21	30.41	29.31	29.12	30.78	31.3	29.96	30.65	30.26	30.41	36.72
21 - 22	30.64	30.58	30.66	30.14	28.35	28.55	30.86	29.92	29.48	35.76
22 - 23	35.2	28.83	34.86	36.22	34.53	32.8	32	34.39	32.63	41.76
23 - 24	37	33	32.29	36.1	32.15	30.5	25.75	33.71	28.6	44.26
Totals	756.1	745.6	760	759.7	736.2	727.9	652.4			
% of Total	14.72%	14.51%	14.79%	14.79%	14.33%	14.17%	12.7%			

	17/05/2021	to	23/05/2021							
	Monday	Tuesday	Wednesday	Thursday	Friday	Saturday	Sunday	Week	Weekend	Week Day 85%
Hour	17/05/2021	18/05/2021	19/05/2021	20/05/2021	21/05/2021	22/05/2021	23/05/2021	Day Avg	Avg	Avg Speed
0 - 1	42	32	37.14	32.11	34.5	35.33	39.5	34.82	37.71	41
1 - 2	44.5	37	57	52	39.5	27	39.5	42	35.33	56
2 - 3	38.67	38.5	32	35.25	36.17	0	37	35.88	37	44
3 - 4	42	0	28.67	42.2	37	44.5	42.5	37.6	43.5	41.25
4 - 5	32.25	30.44	33.72	36.27	32.25	30.67	37	33.47	32.25	40.84
5 - 6	31.94	35.5	31.25	34.68	33.73	29.83	36	33.3	32.64	42.22
6 - 7	30.49	29.55	31.6	31.35	30.12	31.21	32.19	30.65	31.72	37.18
7 - 8	28.54	24.21	28.44	28.99	28.72	28.92	30.39	27.61	29.52	33.22
8 - 9	27.88	27.05	27.8	27.4	27.26	28.46	29.53	27.52	28.96	32.68
9 - 10	27.58	27.89	27.95	27.89	27.94	27.97	28.4	27.85	28.16	33.12
10 - 11	27.57	27.54	27.85	27.98	26.31	27.95	27.73	27.51	27.83	32.2
11 - 12	27.74	28.72	26.9	27.6	28.06	27.41	27.93	27.77	27.69	32.9
12 - 13	28.72	28.18	28.3	28.58	28.27	27.93	27.99	28.43	27.96	33.86
13 - 14	28.38	27.96	28.2	28.28	27.26	27.47	28.25	27.98	27.88	33.46
14 - 15	29.42	28.09	27.86	27.21	27.78	27.47	27.96	28.15	27.73	33.98
15 - 16	28.27	27.73	28.08	28.34	27	28.51	27.84	27.93	28.11	33.02
16 - 17	27.56	27.92	27.28	27.66	27.81	28.91	28.47	27.62	28.64	32.96
17 - 18	27.94	28.01	27.91	29.62	27.71	28.06	29.67	28	29.06	33.5
18 - 19	29.51	30.65	29.31	29.79	28.82	28.84	30.17	29.69	29.58	35.66
19 - 20	30	30.57	29.24	29.28	29.33	28.88	29	29.77	28.93	35.52
20 - 21	30.34	30.71	31.11	33.11	29.35	30.03	29.69	30.5	29.93	37.14
21 - 22	31.03	29.97	29.33	31.17	25.86	29.86	27.06	29.6	29.19	35.16
22 - 23	33.2	29.3	29.58	31.5	32.29	31.24	0	30.79	31.24	36.4
23 - 24	35.33	32.2	36.56	35.75	31	29.08	32	34.38	29.29	40.66
Totals	760.7	689.8	742.9	764.2	724	685.6	725.9			
% of Total	14.94%	13.54%	14.59%	15%	14.22%	13.46%	14.25%			

	24/05/2021	to	30/05/2021							
	Monday	Tuesday	Wednesday	Thursday	Friday	Saturday	Sunday	Week	Weekend	Week Day 85%
Hour	24/05/2021	25/05/2021	26/05/2021	27/05/2021	28/05/2021	29/05/2021	30/05/2021	Day Avg	Avg	Avg Speed
0 - 1	35.33	29.5	37.5	27	32	31	31.08	32.85	31.06	39
1 - 2	0	37.78	40.33	42	44.5	31.57	32.14	39.76	31.86	52.5
2 - 3	40	36.7	40.71	35	38	39	42	38.03	39.5	46.5
3 - 4	42	37	37	37	34.75	30.33	38.25	36.6	34.86	41.66
4 - 5	33	31.15	38.25	33.71	34.29	34.91	47	33.85	35.92	41.5
5 - 6	32.29	34.8	32.11	34.33	35.12	35.56	32.8	33.84	34.11	42.42
6 - 7	32.25	31.2	30.4	31.24	29.4	32.07	33.64	30.84	32.61	37.2
7 - 8	30.21	28.59	28.63	28	28.43	29.56	29.37	28.73	29.49	34.56
8 - 9	27.24	27.09	27.49	27.1	27.01	30.56	28.18	27.17	29.55	32.28
9 - 10	27.33	27.45	24.8	27.59	27.2	28.05	27.73	26.97	27.9	31.94
10 - 11	27.99	28.23	27.46	26.96	27.08	26.75	26.86	27.53	26.81	32.7
11 - 12	27.57	27.75	27.66	27.26	27.97	27.7	27.96	27.63	27.83	32.98
12 - 13	27.92	28.54	28.15	27.9	28.22	26.77	27.63	28.13	27.21	33.44
13 - 14	28.56	28.81	27.87	27.9	28.09	28.16	27.43	28.22	27.79	33.44
14 - 15	27.69	28.27	27.72	27.89	28.48	27.7	27.47	28.01	27.58	33.12
15 - 16	28.02	28.15	28.45	28.66	27.16	28.28	27.29	28.06	27.79	33.34
16 - 17	28.04	28.34	28.13	27.99	27.93	28.4	27.93	28.06	28.14	33.28
17 - 18	28.05	27.48	28.55	28.82	28.49	28.67	28.2	28.38	28.39	33.76
18 - 19	29.3	29.22	29.74	28.47	29.41	29.4	29.47	29.2	29.44	35.06
19 - 20	31.12	28.46	30.22	29.37	30.65	30.57	30.47	29.98	30.51	35.58
20 - 21	29.53	29.98	30.35	30.72	29.19	29.66	32.11	29.96	31.01	37.06
21 - 22	29.57	30.37	29.15	29.63	29.49	29.22	29.72	29.6	29.47	35.56
22 - 23	29	33.08	31.06	33.71	30.5	31.18	30.21	31.08	30.73	37.6
23 - 24	30.5	29.83	27.29	29.67	33.55	31.57	34.14	30.43	32.21	35.16
Totals	702.5	727.9	739	728	736.9	727	749			
% of Total	13.75%	14.24%	14.46%	14.25%	14.42%	14.23%	14.66%			

	31/05/2021	to	06/06/2021							
	Monday	Tuesday	Wednesday	Thursday	Friday	Saturday	Sunday	Week	Weekend	Week Day 85%
Hour	31/05/2021	01/06/2021	02/06/2021	03/06/2021	04/06/2021	05/06/2021	06/06/2021	Day Avg	Avg	Avg Speed
0 - 1	33.25	35.75	42	35	33	30.36	37.58	35.64	34.13	40
1 - 2	33	52	42	39.2	34.86	35.33	37	37.3	35.75	47
2 - 3	39.75	39.86	35.75	36.71	37	36.56	32	37.86	35.73	43
3 - 4	37	42	42.5	29	42	41	29.5	36.69	37.17	42.5
4 - 5	29.75	34.54	31.83	33.63	34.17	32.55	30.75	33	32.07	41.26
5 - 6	35.69	35.52	33.23	32.24	33.93	35.5	32	34.05	34.19	41.98
6 - 7	29.41	29.93	31.26	29.96	30.08	32.37	32.38	30.21	32.37	36.12
7 - 8	28.91	29.73	29.18	29.04	28.8	30.1	30.41	29.14	30.2	35.06
8 - 9	28.09	28.57	27.78	27.8	28.14	30.38	28.43	28.07	29.47	33.66
9 - 10	28	27.77	26.66	26.68	27.32	28.1	28	27.26	28.05	32.4
10 - 11	27.68	27.87	27.41	26.31	27.41	27.65	27.3	27.31	27.48	32.38
11 - 12	27.14	28.14	27.11	27.59	25.38	27.36	27.11	27.07	27.24	32.34
12 - 13	27.45	27.94	28.11	26.92	27.24	27.21	27.89	27.49	27.57	32.8
13 - 14	27.91	27.81	28.39	27.62	27.76	28.29	27.53	27.9	27.88	33.26
14 - 15	28.35	27.85	27.67	28.32	27.82	27.69	27.25	28	27.45	32.94
15 - 16	27.38	28.59	28.71	28.36	27.21	27.49	28.35	28.05	27.91	33.46
16 - 17	28.02	28.78	27.19	26.97	27.78	27.69	28.17	27.73	27.94	33.14
17 - 18	29.8	28.53	28.99	27.65	27.87	28.4	28.88	28.59	28.63	34
18 - 19	30.1	29.1	28.24	28.12	29.23	29.78	30.23	28.95	29.98	34.64
19 - 20	29.41	29.35	29.74	28.95	29.74	29.66	30.65	29.42	30.05	34.86
20 - 21	30.68	28.79	30.6	28.94	29.69	29.95	29.59	29.72	29.77	35.38
21 - 22	30.87	28.58	30.39	30.2	29.85	30.51	30.81	30.01	30.62	35.92
22 - 23	33.89	31.18	31.14	31.79	30.85	30.52	33.64	31.63	31.33	40.04
23 - 24	32.36	37.83	31.14	32.3	30.75	30.36	39.78	32.18	34.6	39.48
Totals	733.9	766	747	719.3	728	735	735.2			
% of Total	14.21%	14.83%	14.46%	13.93%	14.1%	14.23%	14.24%			

	07/06/2021	to	13/06/2021							
	Monday	Tuesday	Wednesday	Thursday	Friday	Saturday	Sunday	Week	Weekend	Week Day 85%
Hour	07/06/2021	08/06/2021	09/06/2021	10/06/2021	11/06/2021	12/06/2021	13/06/2021	Day Avg	Avg	Avg Speed
0 - 1	27	32	37	32.12	0	34.7	33.18	33.4	33.9	37.5
1 - 2	35.57	42	38.67	52	0	34	35.2	38.79	34.6	52.5
2 - 3	33.2	40	38	39.83	0	41.17	29.5	37.86	38.25	43.75
3 - 4	29	39	43.25	37	0	39.5	30.33	37.65	35.57	45.62
4 - 5	31.67	31.82	33.67	33.06	0	26.46	35.33	32.67	28.12	39.08
5 - 6	32.75	34.24	33.09	33.64	0	34.28	39.08	33.34	36.29	41.53
6 - 7	30.56	31.54	30.99	30.94	0	31.14	33.13	31.03	32.04	38
7 - 8	29.33	28.41	29.42	29.05	0	29.75	31.25	29.04	30.37	34.62
8 - 9	27.82	27.69	27.64	28.02	24.82	28.59	27.86	27.29	28.28	32.34
9 - 10	28.17	27.65	27.97	27.47	26.79	27.14	28.27	27.53	27.65	32.9
10 - 11	28.06	27.91	27.9	27.12	27.44	27.15	27.66	27.66	27.39	32.82
11 - 12	27.21	27.6	28.09	27.37	27.39	27.22	28.13	27.53	27.7	32.8
12 - 13	28.01	27.7	27.49	28.99	27.6	28.34	28.08	27.92	28.2	33.48
13 - 14	28.24	28.39	27.17	27.95	27.76	28	27.94	27.88	27.97	33.44
14 - 15	27.9	27.89	27.29	28.32	27.81	27.9	27.54	27.85	27.72	33.22
15 - 16	27.7	27.71	28.4	27.38	27.61	28.47	28.31	27.8	28.39	33.18
16 - 17	29.5	28.39	28.3	0	27.9	29.02	29.07	28.5	29.05	33.9
17 - 18	28.2	28.42	28.45	0	27.56	29.97	28.64	28.17	29.29	33.62
18 - 19	29.24	25.99	28.91	0	28.65	29.9	29.56	28.05	29.72	33.75
19 - 20	29	28.51	29.87	0	30.23	29.5	29.78	29.37	29.66	34.93
20 - 21	31.6	28.47	30.82	0	30.47	30.08	30.61	30.14	30.34	36.05
21 - 22	30.49	28.71	29.35	0	30.44	30.08	31.68	29.79	30.76	36.15
22 - 23	30.12	31.36	30.23	0	30.93	28.83	29.75	30.68	29.06	37.88
23 - 24	40	29.43	31.77	0	32.42	29.5	37.11	33	31.71	40.62
Totals	720.4	730.8	743.8	510.2	455.7	730.7	737			
% of Total	15.56%	15.79%	16.07%	11.02%	9.85%	15.79%	15.92%			

	14/06/2021	to	20/06/2021							
	Monday	Tuesday	Wednesday	Thursday	Friday	Saturday	Sunday	Week	Weekend	Week Day 85%
Hour	14/06/2021	15/06/2021	16/06/2021	17/06/2021	18/06/2021	19/06/2021	20/06/2021	Day Avg	Avg	Avg Speed
0 - 1	33.67	37	33	30.33	34.5	32	34.07	33.31	33.53	41
1 - 2	37	35	27	0	37	39.5	37	34.78	38.67	37.5
2 - 3	32	37.12	38.5	37.2	39.5	38	0	37.13	38	44.16
3 - 4	34.5	25.67	34.5	39.5	37	37	47	33.1	42	42
4 - 5	29.54	32.22	32.79	32.78	32.48	30.1	27	32.03	29.82	41.5
5 - 6	32.2	34.5	32.5	28.67	30.71	32	31.57	32.26	31.77	40.16
6 - 7	31.01	29.84	30.04	30.18	30.57	31.37	30.58	30.37	31.14	37.54
7 - 8	28.81	28.67	28.16	28.01	28.94	28.7	29.53	28.55	28.98	34.26
8 - 9	27.44	27.12	27.97	28.37	27.26	28.71	28.65	27.56	28.69	32.94
9 - 10	26.95	28.6	28.13	27.62	27.73	28.14	27.93	27.78	28.05	32.98
10 - 11	27.98	27.64	28.16	27.64	26.78	27.05	27.55	27.59	27.28	32.7
11 - 12	28.57	27.78	28.15	27.98	27.43	28.39	27.81	27.96	28.07	33.1
12 - 13	28	28.07	28.12	28.03	27.96	27.82	27.89	28.03	27.86	33.54
13 - 14	28.45	28.01	27.95	28.86	27.39	27.48	27.76	28.1	27.63	33.58
14 - 15	28.15	28.88	28.79	28.77	27.93	28	28.15	28.5	28.08	33.82
15 - 16	27.5	28.41	28.3	28.57	27.94	27.65	28.74	28.12	28.26	33.4
16 - 17	27.55	28.29	28.16	28.03	28.09	28.7	28.19	28.02	28.43	33.26
17 - 18	28.28	27.77	29.3	29.31	28.02	28.34	28.76	28.59	28.55	34.12
18 - 19	28.28	29.83	29.98	28.66	28.47	29.71	29.96	29.16	29.83	34.74
19 - 20	29.92	28.71	29.22	29.63	27.07	30.03	30.72	29.15	30.33	34.92
20 - 21	28.78	28.73	29.97	29.86	29.55	29.96	31.03	29.28	30.48	35.36
21 - 22	28.66	30.83	30.25	31.15	28.08	29.6	31.7	30.17	30.67	35.22
22 - 23	34.44	31.36	30.5	30.15	32.87	29.5	29.09	31.54	29.39	39.24
23 - 24	34.29	33.38	31.83	34.7	32.37	30.67	35.33	33.08	31.7	40.3
Totals	722	723.4	721.3	694.2	725.7	728.3	706			
% of Total	14.38%	14.41%	14.37%	13.83%	14.45%	14.51%	14.06%			

	21/06/2021	to	27/06/2021							
	Monday	Tuesday	Wednesday	Thursday	Friday	Saturday	Sunday	Week	Weekend	Week Day 85%
Hour	21/06/2021	22/06/2021	23/06/2021	24/06/2021	25/06/2021	26/06/2021	27/06/2021	Day Avg	Avg	Avg Speed
0 - 1	37.33	27	42	39.5	39.5	34.75	29.82	36.6	31.89	44
1 - 2	44.75	43.25	47	42	0	42	42	44.57	42	49.38
2 - 3	34	41	31.8	37.83	42	32.22	34	35.86	32.67	46
3 - 4	39.67	39.2	34.5	40.33	37	37	42	38.78	39.5	44.5
4 - 5	33	30.86	34.62	34.67	41	33.2	34.5	33.7	33.57	42
5 - 6	33.4	32.18	34.48	33.94	31.25	33.94	33	33.11	33.68	40.4
6 - 7	30.97	31.55	31.84	31.4	28.52	32.35	31.28	31.2	31.9	37.12
7 - 8	28.01	29.18	28.67	28.37	28.91	28.72	28.16	28.59	28.51	34.12
8 - 9	27.5	27.09	27.85	28.36	27.53	28.29	29.24	27.68	28.68	33.18
9 - 10	26.97	27.76	28.11	28.39	27.09	27.1	27.5	27.71	27.27	33
10 - 11	27.07	27.7	27.61	28.31	26.87	27.63	27.61	27.53	27.62	32.44
11 - 12	28.42	28.54	27.75	26.87	27.98	27.28	27	27.88	27.11	33.18
12 - 13	28.1	28.08	28.96	27.45	27.46	27.51	27.62	27.97	27.57	33.26
13 - 14	28.02	28.47	28.43	27.87	28.19	27.78	28.1	28.19	27.95	33.62
14 - 15	27.77	27.14	27.61	28.18	28.07	27.41	28.51	27.71	27.99	33.12
15 - 16	27.93	27.5	28.29	27.66	27.55	27.91	28.72	27.81	28.39	33.1
16 - 17	27.5	27.78	27.93	28.22	28.3	27.95	28.04	27.93	28	33.28
17 - 18	28.33	28.54	28.51	28.48	25.02	28.54	28.6	27.85	28.57	33.02
18 - 19	29.09	29.14	29.63	30.88	26.47	29.49	29.26	29.04	29.37	34.34
19 - 20	28.56	29.39	29.13	28.56	30.39	28.83	30.37	29.16	29.6	34.76
20 - 21	33.6	29.44	29.95	30.65	30.25	28.91	31.45	30.52	30.03	36.3
21 - 22	30.13	29.14	29.82	29.85	29.26	31.42	30.75	29.64	31.17	34.84
22 - 23	27.35	31.25	31.78	30.11	31.96	30.75	32.84	30.58	31.6	37.22
23 - 24	32.71	37.12	33.81	33	30.36	31.56	31.33	33.23	31.5	42.26
Totals	740.3	738.1	749.9	750.9	701	732.5	741.7			
% of Total	14.36%	14.32%	14.55%	14.57%	13.6%	14.21%	14.39%			

	28/06/2021	to	04/07/2021							
	Monday	Tuesday	Wednesday	Thursday	Friday	Saturday	Sunday	Week	Weekend	Week Day 85%
Hour	28/06/2021	29/06/2021	30/06/2021	01/07/2021	02/07/2021	03/07/2021	04/07/2021	Day Avg	Avg	Avg Speed
0 - 1	25.2	0	37	0	43.5	38.83	26.33	34	32.58	40.27
1 - 2	40.75	47	39.5	37	42	30.25	33.25	40.93	31.25	54
2 - 3	33.67	37	35.75	32.25	44.43	33.83	37	37.54	34.29	44.76
3 - 4	0	42	29.5	35	44.5	34.5	47	36.5	38.67	42.5
4 - 5	31.88	31.92	32.62	34.22	33	28.25	31.4	32.57	29.46	39.16
5 - 6	32.68	36.2	32.55	31.96	30.66	30.33	32	32.92	30.68	40.02
6 - 7	30.46	31.77	30.56	30.31	30.95	32.3	30.63	30.85	31.65	37.36
7 - 8	28.77	30.02	28.33	29.86	29.86	28.87	29.47	29.37	29.1	34.88
8 - 9	27.27	28.06	27.35	27.88	28.26	28.34	29.35	27.79	28.73	33
9 - 10	27.4	29.1	27.96	28.48	27.97	28.22	28.31	28.17	28.26	33.4
10 - 11	28.78	28.51	27.36	28.05	26.45	27.21	27.37	27.73	27.29	32.72
11 - 12	28.18	28.6	28.11	28.06	27.81	26.91	28.61	28.14	27.84	33.46
12 - 13	28.32	28.34	28.16	28.13	27.79	27.26	27.94	28.13	27.65	33.48
13 - 14	28.64	27.91	27.47	28.34	28.02	26.8	28.15	28.07	27.74	33.62
14 - 15	28.5	28.69	28.1	27.4	28.2	28.11	28.23	28.15	28.19	33.58
15 - 16	28.19	28.44	27.88	28.09	27.99	27.87	27.98	28.12	27.91	33.8
16 - 17	28.03	28.08	27.22	27.34	27.92	28.12	28.7	27.71	28.43	32.96
17 - 18	27.7	28.31	29.17	28.68	28.11	29.35	27.96	28.37	28.75	33.94
18 - 19	28.79	29.78	29.08	28.82	30.27	30.16	27.45	29.33	29.41	34.68
19 - 20	30.25	29.66	30.43	29.12	29.3	29.47	30.2	29.72	29.55	35.66
20 - 21	29.6	29.2	29.03	29.49	30.6	30.55	29.67	29.54	30.31	35.18
21 - 22	29.82	30.95	30.09	29.55	29.77	28.88	30.45	30	29.35	35.06
22 - 23	31.5	32.7	31.92	32.79	30.18	30.8	33.2	31.81	31.28	39.08
23 - 24	36.33	35	34	39.55	34.62	32.88	30	35.88	31.77	46.8
Totals	690.8	727.2	729.2	700.2	762.4	718	730.7			
% of Total	13.66%	14.38%	14.42%	13.84%	15.07%	14.19%	14.44%			

	05/07/2021	to	11/07/2021							
	Monday	Tuesday	Wednesday	Thursday	Friday	Saturday	Sunday	Week	Weekend	Week Day 85%
Hour	05/07/2021	06/07/2021	07/07/2021	08/07/2021	09/07/2021	10/07/2021	11/07/2021	Day Avg	Avg	Avg Speed
0 - 1	42	34.5	39.2	41	37.75	35.88	34.43	38.76	35.2	44.66
1 - 2	42	38.4	42	42	57	36.33	36	41.75	36.18	49.5
2 - 3	47	34.75	34.5	42	38.5	29.5	34.5	38.47	32	43
3 - 4	27.33	42	37	38.4	38.67	28.67	37	36.08	29.86	42
4 - 5	34.2	34.67	27	34.67	36.92	29.29	39.5	35.23	31.56	38.66
5 - 6	31.62	32.25	34.1	31.29	30.21	32.93	36.67	31.37	34.39	38.16
6 - 7	28.49	27.25	32.02	31.1	31.1	29.03	29.83	30.65	29.33	36.44
7 - 8	29.31	27.68	28.59	27.83	29.49	29.42	29.87	28.7	29.58	33.94
8 - 9	27.97	27.57	28.23	27.46	27.94	28.48	29.01	27.86	28.71	33.36
9 - 10	28.01	26.78	28.29	28.41	27.24	27.98	28.13	27.77	28.05	32.94
10 - 11	27.57	27.96	27.65	27.61	26.68	27.12	28.41	27.41	27.73	32.8
11 - 12	28.19	28.69	28.16	28.33	26.46	28.5	28.09	27.89	28.3	33.24
12 - 13	28.16	28.73	29.07	28.05	27.45	28.47	28.58	28.23	28.53	33.64
13 - 14	28.52	28.9	29.04	27.56	27.71	28.56	27.91	28.25	28.23	33.44
14 - 15	28.6	28.62	28.17	28.67	28.35	28.24	27.79	28.47	27.98	33.9
15 - 16	28.23	28.62	28.22	27.43	26.88	28.23	28.53	27.79	28.43	33.38
16 - 17	28.69	28.98	28.71	27.39	28.56	28.66	29.23	28.43	28.99	33.86
17 - 18	28.26	29.05	27.92	28.32	28.37	28.44	29.42	28.36	28.86	33.78
18 - 19	30.02	28.33	29.46	28.96	28.99	29.76	29.31	29.12	29.61	34.52
19 - 20	30.38	30.25	30.08	31.2	30.06	29.15	30.62	30.45	29.75	36.18
20 - 21	29.05	31.48	30	30.31	31.85	31.52	29.39	30.64	30.9	37.08
21 - 22	30.23	29.8	32.25	32.29	29.26	31.49	31.31	30.53	31.44	36.54
22 - 23	32	35.14	31.59	31.45	31.79	32.06	32.24	32.05	32.12	40.26
23 - 24	37.33	36.43	31.57	34.09	34.65	31.6	30.5	34.1	30.78	41.32
Totals	753.1	746.8	742.8	755.8	762	719.4	746.1			
% of Total	14.41%	14.29%	14.21%	14.46%	14.58%	13.77%	14.28%			

	12/07/2021	to	18/07/2021							
	Monday	Tuesday	Wednesday	Thursday	Friday	Saturday	Sunday	Week	Weekend	Week Day 85%
Hour	12/07/2021	13/07/2021	14/07/2021	15/07/2021	16/07/2021	17/07/2021	18/07/2021	Day Avg	Avg	Avg Speed
0 - 1	32.12	30.67	42	33.22	34.5	29.5	27	33.37	28	44
1 - 2	57	44.5	34.5	35.2	62	31.17	43.67	40.15	35.33	53
2 - 3	19.5	38.25	32	41	34.2	42	29.5	34.61	37.83	38.16
3 - 4	0	36.2	42	48.25	37	37	0	40.83	37	45
4 - 5	29.5	38.67	35.67	35.23	35.7	35	32	35.2	34.33	42.66
5 - 6	35.2	33.24	29.91	34.85	33.74	33.71	35.33	32.93	34.2	41.22
6 - 7	30.97	30.71	30.36	31.06	32.78	35.19	32.06	31.14	33.71	37.98
7 - 8	28.58	28.73	28.57	28.9	28.49	30.15	30.33	28.66	30.22	34.04
8 - 9	28.32	28.26	28.47	28	28.17	29.01	28.42	28.24	28.77	33.68
9 - 10	27.93	27.94	27.58	26.91	27.02	28.11	28.06	27.44	28.09	32.66
10 - 11	27.89	27.96	27.77	27.84	27.45	28.01	27.95	27.76	27.98	32.88
11 - 12	28.23	27.55	27.35	27.58	26.29	27.97	27.38	27.33	27.67	32.58
12 - 13	27.99	27.99	27.92	28.57	27.6	28.04	28.44	28	28.26	33.36
13 - 14	28.43	27.39	27.65	28.33	27.34	28	27.82	27.78	27.91	33.14
14 - 15	27.57	28.28	27.73	27.86	27.6	28.26	28.27	27.84	28.27	32.98
15 - 16	28.54	28.12	27.54	27.63	27.31	28.21	28.01	27.72	28.1	33.24
16 - 17	27.73	28.1	27.88	27.59	27.41	27.69	28.55	27.74	28.15	33.14
17 - 18	27.96	27.92	28.29	28.46	28.19	30.01	28.74	28.19	29.32	33.68
18 - 19	29.86	29.96	29.24	29.83	29.01	30.33	29.63	29.54	29.93	35.2
19 - 20	28.77	30.15	29.7	30.13	30.15	29.77	30.82	29.84	30.28	35.38
20 - 21	30.71	31.26	29.42	30.03	29.89	30.26	30.3	30.14	30.28	35.9
21 - 22	28.55	28.41	31.57	30.92	29.44	31.95	33.29	29.99	32.49	35.74
22 - 23	32.62	30.09	31.32	32.32	31.56	30.73	33.94	31.56	31.78	38.74
23 - 24	34.14	29.46	32.33	37.86	34.32	33.88	32.21	33.86	33.26	41.5
Totals	698.1	739.8	736.7	757.4	757.1	744	701.7			
% of Total	13.6%	14.41%	14.35%	14.75%	14.74%	14.49%	13.67%			

Hour	19/07/2021 Monday	to Tuesday 20/07/2021	25/07/2021 Wednesday 21/07/2021	Thursday 22/07/2021	Friday 23/07/2021	Saturday 24/07/2021	Sunday 25/07/2021	Week Day Avg	Weekend Avg	Week Day 85% Avg Speed
0 - 1	40.33	0	30.75	*	*	*	*	34.86	*	47.5
1 - 2	43.67	33.25	39.5	*	*	*	*	38.11	*	50
2 - 3	38	42.25	43.67	*	*	*	*	40.83	*	46.67
3 - 4	47	40.33	43.5	*	*	*	*	42.75	*	47.5
4 - 5	34.94	33.57	29.33	*	*	*	*	33.18	*	39.73
5 - 6	34.06	33.9	34.52	*	*	*	*	34.18	*	44.03
6 - 7	30.66	34.19	31.35	*	*	*	*	31.93	*	39.27
7 - 8	28.16	28.85	28.2	*	*	*	*	28.41	*	33.73
8 - 9	27.9	27.86	27.36	*	*	*	*	27.7	*	33.17
9 - 10	27.9	27.84	28.07	*	*	*	*	27.95	*	33.53
10 - 11	27.29	28.69	27.87	*	*	*	*	27.91	*	33.4
11 - 12	28.41	28.68	27.6	*	*	*	*	28.2	*	33.63
12 - 13	27.94	28.23	28.45	*	*	*	*	28.2	*	33.83
13 - 14	28.64	28.45	29.23	*	*	*	*	28.77	*	34.33
14 - 15	27.36	28.45	28.32	*	*	*	*	28.02	*	33.33
15 - 16	28.25	27.82	28.31	*	*	*	*	28.13	*	33.73
16 - 17	27.9	28.3	27.74	*	*	*	*	27.97	*	33.1
17 - 18	28.5	28.88	28.92	*	*	*	*	28.76	*	34.47
18 - 19	29.32	29.68	30.54	*	*	*	*	29.74	*	34.87
19 - 20	29.82	29.04	*	*	*	*	*	29.41	*	35.2
20 - 21	30.47	30.36	*	*	*	*	*	30.41	*	36.15
21 - 22	30.49	29.76	*	*	*	*	*	30.01	*	36
22 - 23	34.65	29.97	*	*	*	*	*	32.03	*	38.5
23 - 24	34.86	34.82	*	*	*	*	*	34.83	*	43.75
Totals	766.7	713.3	593.2	0	0	0	0			
% of Total	36.98%	34.41%	28.61%	0%	0%	0%	0%			

Incoming Monthly Speeds

A170 inward

from Thu-Apr-08-2021-11-00-AM to Wed-Jul-21-2021-06-59-PM

A170 Linkfoot Lane, Helmsley 30mph zone

Hour	Apr 2021							Week Day Avg	Weekend Avg	Week Day 85% Avg Speed
	Monday	Tuesday	Wednesday	Thursday	Friday	Saturday	Sunday			
0 - 1	37.62	40.5	34.29	38.67	32.79	42.71	29.5	36.15	36.62	44
1 - 2	44.86	39	36.17	43.43	42.17	43	33.67	41.33	39.5	54.5
2 - 3	37.41	38.82	33.57	35.06	36.32	39.77	0	36.16	39.77	46.74
3 - 4	33.83	37	42	36	36.43	35.27	34.5	36.66	35.15	43.5
4 - 5	31.66	34.86	33.29	35.93	37.11	34.25	31.5	34.66	33.44	43.28
5 - 6	30.55	32.99	33.88	31.34	32.02	34.41	34.89	32.11	34.53	40.16
6 - 7	32.04	31.62	31.85	31.12	30.96	30.63	31.88	31.47	31.06	38.9
7 - 8	28.79	28.6	28.99	29.31	27.97	28.47	30.35	28.68	29.01	34.5
8 - 9	27.95	27.87	27.73	27.76	27.2	27.93	29.14	27.67	28.39	33.2
9 - 10	27.91	27.96	28.3	28.54	28.06	27.72	27.8	28.15	27.76	33.86
10 - 11	28.73	28.72	27.83	27.55	27.77	27.95	28.25	28.05	28.08	33.64
11 - 12	28.79	28.21	27.38	27.78	27.93	27.87	28.5	28	28.18	33.54
12 - 13	28.12	28.99	28.22	28.32	28.39	28.09	28.53	28.4	28.3	33.96
13 - 14	28.51	28.37	28.75	28.33	28.23	28.12	27.93	28.41	28.02	34.04
14 - 15	28.12	28.2	27.83	28.25	28.23	28.14	28.22	28.14	28.18	33.64
15 - 16	28.09	27.94	28.42	28.42	27.9	28.57	28.57	28.15	28.57	33.6
16 - 17	27.85	28.24	27.97	28.05	27.46	28.46	29.18	27.89	28.85	33.36
17 - 18	28.63	28.26	28.98	28.56	28.65	29.25	29.29	28.61	29.27	34.24
18 - 19	29.19	29.16	29.67	29.48	29.55	29.36	29.9	29.43	29.64	35.2
19 - 20	29.89	29.11	29.89	30	29.62	30.65	30.47	29.72	30.57	35.9
20 - 21	30.78	29.12	29.82	30.3	30.62	30.59	30.3	30.22	30.46	36.02
21 - 22	31.15	30.29	31.4	31.08	30.17	31.04	32.74	30.76	31.74	37.64
22 - 23	31.55	34.79	33.42	33.36	31.9	32.85	31.78	32.62	32.57	40.3
23 - 24	33.1	34	31.53	35.79	33.71	31.65	34.6	33.72	32.55	41.14

Incoming Monthly Speeds

A170 inward

A170 Linkfoot Lane, Helmsley 30mph zone

from Thu-Apr-08-2021-11-00-AM to Wed-Jul-21-2021-06-59-PM

Hour	May 2021							Week	Weekend	Week Day 85%
	Monday	Tuesday	Wednesday	Thursday	Friday	Saturday	Sunday	Day Avg	Avg	Avg Speed
0 - 1	30.74	34.86	36.67	32.73	34.22	34.74	33.07	33.63	33.81	43
1 - 2	39.38	36.32	44	42.45	40	34.53	32.46	39.7	33.57	53.82
2 - 3	38.8	37.47	36.67	35.24	36.46	36	38	36.82	36.67	46.26
3 - 4	41	39.5	37.91	43.45	35.92	37	37.25	39.2	37.14	45
4 - 5	31.63	31.49	34.81	34.21	34.32	32.76	38	33.27	33.37	41.96
5 - 6	32.9	32.71	31.57	34.38	34.39	32.49	33.33	33.23	32.76	41.68
6 - 7	30.36	31	31.17	31.51	30.24	31.26	32.82	30.84	31.81	37.56
7 - 8	28.96	27.27	28.67	28.85	28.59	29.25	29.85	28.48	29.46	34.02
8 - 9	27.99	27.31	27.86	27.63	27.24	28.99	28.9	27.62	28.95	33
9 - 10	27.92	27.88	26.98	28.03	27.63	28.14	28.22	27.7	28.18	33.02
10 - 11	27.62	27.95	27.76	27.8	27.16	27.65	27.79	27.62	27.72	32.9
11 - 12	27.74	28.23	27.55	27.57	27.64	27.57	27.98	27.73	27.79	33.02
12 - 13	27.85	28.39	28.27	28.47	28.14	27.74	28.06	28.2	27.92	33.54
13 - 14	28.17	28.43	28	28.21	27.88	27.82	27.9	28.12	27.86	33.52
14 - 15	28.35	28.43	27.85	27.88	28.39	27.92	27.79	28.18	27.85	33.7
15 - 16	27.98	27.97	28.26	28.36	27.52	28.5	27.89	28.01	28.15	33.44
16 - 17	27.99	27.86	27.97	27.95	28	28.54	28.4	27.96	28.46	33.3
17 - 18	28.76	27.96	28.22	28.65	28.31	28.11	29.07	28.41	28.67	33.86
18 - 19	29.93	29.84	29.45	29.35	29.53	29.12	30.06	29.64	29.63	35.36
19 - 20	29.95	29.63	30.08	29.92	29.77	29.63	30.24	29.89	29.94	35.76
20 - 21	30.31	29.98	30.01	30.81	29.48	30.24	31.08	30.12	30.68	36.34
21 - 22	30.69	30.34	29.82	30.69	28.98	29.19	30.71	30.14	29.82	35.94
22 - 23	31.74	31.41	31.15	33.66	31.82	31.48	30.43	31.91	31.13	38.72
23 - 24	33.48	31.73	32.84	33.42	32.17	29.62	31.36	32.73	30.13	41.4

Incoming Monthly Speeds

A170 inward

A170 Linkfoot Lane, Helmsley 30mph zone

from Thu-Apr-08-2021-11-00-AM to Wed-Jul-21-2021-06-59-PM

Hour	Jun 2021							Week Day Avg	Weekend Avg	Week Day 85% Avg Speed
	Monday	Tuesday	Wednesday	Thursday	Friday	Saturday	Sunday			
0 - 1	30.5	33.67	37.06	33.44	34.78	32.91	33.77	34.11	33.41	42.74
1 - 2	39.12	41.33	41.29	41.5	35.12	36.69	37.1	39.94	36.85	49.42
2 - 3	33.17	39.07	35.64	37.88	38.79	36.41	32.14	36.87	35.58	45.64
3 - 4	35.82	36.8	37.92	35.33	39.86	39.36	35.12	36.83	37.58	45.48
4 - 5	31.51	32.27	32.97	33.54	33.98	29.97	32.5	32.82	30.49	41.56
5 - 6	32.83	34.56	33.17	32.84	32.26	34.14	34.97	33.31	34.46	41.2
6 - 7	30.76	30.95	30.95	30.74	30.09	31.89	32.03	30.77	31.95	37.46
7 - 8	28.71	29.16	28.76	28.7	28.87	29.43	30.04	28.85	29.65	34.52
8 - 9	27.51	27.66	27.72	28.13	26.93	28.94	28.51	27.61	28.77	32.98
9 - 10	27.31	28.16	27.77	27.52	27.26	27.6	27.94	27.62	27.76	32.88
10 - 11	28	27.92	27.68	27.29	27.13	27.36	27.53	27.59	27.44	32.68
11 - 12	28.1	28.13	27.82	27.44	27.06	27.56	27.48	27.71	27.52	33.04
12 - 13	28.1	28.03	28.15	27.79	27.55	27.68	27.87	27.92	27.78	33.36
13 - 14	28.33	28.11	27.9	28.06	27.74	27.89	27.83	28.02	27.85	33.46
14 - 15	28.06	28.09	27.89	28.42	27.9	27.76	27.84	28.06	27.8	33.4
15 - 16	27.81	28.15	28.33	28.14	27.56	27.86	28.54	28.01	28.23	33.42
16 - 17	28.14	28.28	27.74	27.69	27.99	28.34	28.37	27.98	28.35	33.38
17 - 18	28.12	28.32	28.88	28.38	27.11	28.83	28.72	28.24	28.77	33.68
18 - 19	28.83	28.76	29.02	28.95	28.32	29.73	29.75	28.8	29.74	34.44
19 - 20	29.47	29.14	29.65	29.04	29.71	29.57	30.3	29.39	29.92	34.9
20 - 21	30.65	28.86	30.06	29.77	30.08	29.73	30.63	29.75	30.16	35.44
21 - 22	29.86	29.51	29.99	30.43	29.76	30.42	31.31	29.88	30.79	35.74
22 - 23	30.7	31.5	30.96	30.79	31.49	29.81	31.52	31.15	30.31	38.02
23 - 24	35.68	33.7	32.44	33.37	31.65	30.46	36.4	33.1	32.24	41.38

Incoming Monthly Speeds

A170 inward

A170 Linkfoot Lane, Helmsley 30mph zone

from Thu-Apr-08-2021-11-00-AM to Wed-Jul-21-2021-06-59-PM

Hour	Jul 2021							Week Day Avg	Weekend Avg	Week Day 85% Avg Speed
	Monday	Tuesday	Wednesday	Thursday	Friday	Saturday	Sunday			
0 - 1	35	32.2	36.64	36	38.93	36.19	30	36.3	33.09	44
1 - 2	46	37.64	37	37.92	49	32.35	37	40.08	34.09	54
2 - 3	34.5	38.42	37	38.42	39.75	35.83	33	38.04	35	47
3 - 4	32.25	38.22	42.17	40	39.86	32	42	39.13	33.54	45
4 - 5	34	34.94	33.04	34.79	35.24	30.73	33.33	34.42	31.48	42.96
5 - 6	33.82	33.46	32.29	32.59	31.47	32.28	35.26	32.57	33.19	41.2
6 - 7	30.19	31.92	31.16	30.86	31.53	32.39	31.1	31.1	31.85	37.88
7 - 8	28.66	28.62	28.43	28.89	29.24	29.52	29.89	28.79	29.65	34.1
8 - 9	28.06	27.95	28	27.8	28.13	28.64	28.88	27.99	28.74	33.44
9 - 10	27.95	27.62	27.97	27.91	27.41	28.1	28.16	27.76	28.13	33.14
10 - 11	27.58	28.22	27.76	27.84	26.85	27.45	27.91	27.59	27.68	32.9
11 - 12	28.28	28.29	27.7	27.98	26.83	27.86	28.01	27.76	27.94	33.08
12 - 13	28.03	28.31	28.46	28.25	27.61	27.96	28.31	28.11	28.15	33.54
13 - 14	28.53	28.19	28.65	28.07	27.68	28.06	27.95	28.19	27.99	33.56
14 - 15	27.74	28.44	28.06	27.97	28.04	28.22	28.06	28.06	28.13	33.4
15 - 16	28.29	28.18	28.03	27.69	27.38	28.1	28.23	27.87	28.17	33.42
16 - 17	28.17	28.43	28.1	27.43	27.96	28.11	28.81	28	28.49	33.3
17 - 18	28.28	28.61	28.37	28.48	28.22	29.23	28.79	28.39	29.02	33.94
18 - 19	29.68	29.38	29.63	29.21	29.39	30.07	29.24	29.43	29.72	34.76
19 - 20	29.67	29.74	29.83	30.15	29.83	29.47	30.71	29.86	29.97	35.64
20 - 21	30.14	30.93	29.61	29.96	30.71	30.79	30.02	30.31	30.49	36.4
21 - 22	29.85	29.41	31.79	30.9	29.45	31.14	32.32	30.13	31.55	35.92
22 - 23	33.27	31.06	31.47	32.19	31.26	31.22	33.12	31.8	31.81	38.96
23 - 24	35	33.24	31.8	37.22	34.52	33.14	30.94	34.54	31.96	43.16

Incoming Weekly EightyFifthSpeeds
A170 inward
A170 Linkfoot Lane, Helmsley 30mph zone

from Thu-Apr-08-2021-11-00-AM to Wed-Jul-21-2021-06-59-PM

	05/04/2021	to	11/04/2021							
	Monday	Tuesday	Wednesday	Thursday	Friday	Saturday	Sunday	Week	Weekend	Week Day 85%
Hour	05/04/2021	06/04/2021	07/04/2021	08/04/2021	09/04/2021	10/04/2021	11/04/2021	Day Avg	Avg	Avg Speed
0 - 1	*	*	*	*	40	0	0	40	0	40
1 - 2	*	*	*	*	40	50	35	40	42.5	40
2 - 3	*	*	*	*	50	55	0	50	55	50
3 - 4	*	*	*	*	30	35	0	30	35	30
4 - 5	*	*	*	*	48.3	41.7	40	48.3	40.85	48.3
5 - 6	*	*	*	*	37.5	40	35	37.5	37.5	37.5
6 - 7	*	*	*	*	38	38	40	38	39	38
7 - 8	*	*	*	*	36.8	33	37.5	36.8	35.25	36.8
8 - 9	*	*	*	*	32.8	29.6	31	32.8	30.3	32.8
9 - 10	*	*	*	*	34.8	33.6	29.2	34.8	31.4	34.8
10 - 11	*	*	*	*	34.2	33.5	35.8	34.2	34.65	34.2
11 - 12	*	*	*	34.2	34.4	33.5	35	34.3	34.25	34.3
12 - 13	*	*	*	34	34.2	33.4	33.2	34.1	33.3	34.1
13 - 14	*	*	*	34.6	33.4	33.4	33.7	34	33.55	34
14 - 15	*	*	*	34.2	33.6	33.5	33.9	33.9	33.7	33.9
15 - 16	*	*	*	35.5	34	33.9	34.7	34.75	34.3	34.75
16 - 17	*	*	*	34.2	33.9	34.6	35.8	34.05	35.2	34.05
17 - 18	*	*	*	35.4	37	34	34.2	36.2	34.1	36.2
18 - 19	*	*	*	36.4	36.2	34.8	37.5	36.3	36.15	36.3
19 - 20	*	*	*	36.7	36.5	36.4	37.8	36.6	37.1	36.6
20 - 21	*	*	*	36.7	38.8	35	38	37.75	36.5	37.75
21 - 22	*	*	*	40	34.4	39	40	37.2	39.5	37.2
22 - 23	*	*	*	37.5	37.5	38.8	40	37.5	39.4	37.5
23 - 24	*	*	*	40	40	37.5	42.5	40	40	40
Totals	0	0	0	469.4	886.3	847.2	759.8			
% of Total	0%	0%	0%	15.84%	29.92%	28.6%	25.65%			

	12/04/2021	to	18/04/2021							
	Monday	Tuesday	Wednesday	Thursday	Friday	Saturday	Sunday	Week	Weekend	Week Day 85%
Hour	12/04/2021	13/04/2021	14/04/2021	15/04/2021	16/04/2021	17/04/2021	18/04/2021	Day Avg	Avg	Avg Speed
0 - 1	0	35	40	50	32.5	43.3	35	39.38	39.15	39.38
1 - 2	60	45	45	45	60	55	40	51	47.5	51
2 - 3	50	45	42.5	40	40	45	0	43.5	45	43.5
3 - 4	50	40	45	35	45	40	45	43	42.5	43
4 - 5	35	43.3	41.7	43.3	52.5	40	40	43.16	40	43.16
5 - 6	37.5	43.8	43	40	36.2	35	42.5	40.1	38.75	40.1
6 - 7	36.7	38.1	37.5	37.9	38.9	36	38.3	37.82	37.15	37.82
7 - 8	34.1	33.7	35	36.7	34.2	34.6	36.4	34.74	35.5	34.74
8 - 9	33.7	33.9	34	33.9	33.4	34.6	36.2	33.78	35.4	33.78
9 - 10	34.1	34.2	34.2	34.8	33.5	33.1	33.5	34.16	33.3	34.16
10 - 11	33.8	34.7	33.8	34.2	32.8	33	33.1	33.86	33.05	33.86
11 - 12	33.9	33.5	33.4	33.5	33.3	33	33.8	33.52	33.4	33.52
12 - 13	32.8	34.3	33.9	34.3	34.2	32.8	34.1	33.9	33.45	33.9
13 - 14	33.3	34.2	34.3	33.3	34	34.5	32.5	33.82	33.5	33.82
14 - 15	33.6	33.6	32.9	34	33.7	32.5	33.5	33.56	33	33.56
15 - 16	33.6	32.7	33.5	33.5	34.2	33.4	33.9	33.5	33.65	33.5
16 - 17	31.9	33.1	34.4	33.9	32.6	33.8	34.1	33.18	33.95	33.18
17 - 18	34.4	33.6	35.3	34.9	34	34.8	34.2	34.44	34.5	34.44
18 - 19	35	33.9	34.3	36.9	34.2	35.4	34.9	34.86	35.15	34.86
19 - 20	37.2	34.6	38.1	37	35.6	37.9	36.1	36.5	37	36.5
20 - 21	38.6	34.7	36.2	35	37.1	35.7	36.4	36.32	36.05	36.32
21 - 22	37	35	36.7	39.2	35.8	36	39.4	36.74	37.7	36.74
22 - 23	38.8	50	39	40	40	39	40	41.56	39.5	41.56
23 - 24	40	42.5	45	50	45	42.5	37.5	44.5	40	44.5
Totals	865	892.4	898.7	906.3	902.7	890.9	840.4			
% of Total	13.96%	14.4%	14.5%	14.63%	14.57%	14.38%	13.56%			

	19/04/2021	to	25/04/2021							
	Monday	Tuesday	Wednesday	Thursday	Friday	Saturday	Sunday	Week	Weekend	Week Day 85%
Hour	19/04/2021	20/04/2021	21/04/2021	22/04/2021	23/04/2021	24/04/2021	25/04/2021	Day Avg	Avg	Avg Speed
0 - 1	45	50	40	50	45	60	30	46	45	46
1 - 2	65	55	35	65	55	45	0	55	45	55
2 - 3	55	50	40	42.5	40	50	0	45.5	50	45.5
3 - 4	40	45	50	45	40	45	30	44	37.5	44
4 - 5	35	42.5	40	38.8	47.5	40	30	40.76	35	40.76
5 - 6	41.7	40	41.7	40	41.7	40	40	41.02	40	41.02
6 - 7	41.4	39.3	41.4	38.6	38.8	40	36.7	39.9	38.35	39.9
7 - 8	34	35	34.1	35	34.5	34.8	37.8	34.52	36.3	34.52
8 - 9	34	33.3	32.7	33.5	33.9	34.4	34.8	33.48	34.6	33.48
9 - 10	34.2	33.8	33.7	34.7	34	32.3	34.3	34.08	33.3	34.08
10 - 11	34.5	34.1	33.4	33.1	33.8	33.4	33	33.78	33.2	33.78
11 - 12	34.2	34.1	32.9	33.2	33.1	33.4	33.3	33.5	33.35	33.5
12 - 13	34.1	34.6	33.9	34	33.8	34	33.2	34.08	33.6	34.08
13 - 14	34.5	34.5	34	34.6	33.9	33.2	33.1	34.3	33.15	34.3
14 - 15	33.8	34.1	33.6	33.6	34.1	34.1	33.4	33.84	33.75	33.84
15 - 16	33.9	33.8	35	33.6	33.2	34.4	33.1	33.9	33.75	33.9
16 - 17	34.3	34.3	33	32.2	32.4	33.7	34.3	33.24	34	33.24
17 - 18	34.1	33.3	34.1	32.1	34	34.1	35.6	33.52	34.85	33.52
18 - 19	35	34.9	38.3	34.1	36.3	35.7	35.3	35.72	35.5	35.72
19 - 20	35.4	36.1	34.3	34.3	36.9	36.6	36.9	35.4	36.75	35.4
20 - 21	37.9	34.4	36.2	34.6	36.7	38.6	35.8	35.96	37.2	35.96
21 - 22	40	37.5	43.8	35	37.5	36.2	40	38.76	38.1	38.76
22 - 23	40	40	43.3	40	36.2	40	32.5	39.9	36.25	39.9
23 - 24	45	42.5	35	45	42.5	35	0	42	35	42
Totals	932	922.1	889.4	912.5	904.8	913.9	723.1			
% of Total	15.04%	14.88%	14.35%	14.72%	14.6%	14.75%	11.67%			

	26/04/2021	to	02/05/2021							
	Monday	Tuesday	Wednesday	Thursday	Friday	Saturday	Sunday	Week	Weekend	Week Day 85%
Hour	26/04/2021	27/04/2021	28/04/2021	29/04/2021	30/04/2021	01/05/2021	02/05/2021	Day Avg	Avg	Avg Speed
0 - 1	45	45	0	40	40	42.5	35	42.5	38.75	42.5
1 - 2	60	55	50	55	60	40	30	56	35	56
2 - 3	45	40	40	40	40	30	35	41	32.5	41
3 - 4	35	40	0	45	55	40	40	43.75	40	43.75
4 - 5	45	43.3	42.5	45	45	42.5	45	44.16	43.75	44.16
5 - 6	38.3	42.5	39.4	34.2	39.5	38.3	40	38.78	39.15	38.78
6 - 7	40	38.8	38.8	38.3	37.2	38.3	43	38.62	40.65	38.62
7 - 8	34.5	33.7	34.7	34.7	31.6	35	36.7	33.84	35.85	33.84
8 - 9	33.1	32.9	32.6	31.8	30	33.8	34.3	32.08	34.05	32.08
9 - 10	32.9	33.3	33.2	33.3	32.8	34	33.4	33.1	33.7	33.1
10 - 11	34.2	33.3	32.8	31.9	32.3	32.9	33.2	32.9	33.05	32.9
11 - 12	34.5	32.8	32.6	33.7	33.1	32.6	32.7	33.34	32.65	33.34
12 - 13	34.2	34.5	33.8	33.5	33.1	32.8	33.5	33.82	33.15	33.82
13 - 14	34	33.1	34.4	34	33.4	33.1	33	33.78	33.05	33.78
14 - 15	33.6	33.9	32.9	33.1	33.7	33.5	33.2	33.44	33.35	33.44
15 - 16	33	33.3	34.1	33.6	31.5	33.8	33.3	33.1	33.55	33.1
16 - 17	33.1	33.4	32.6	33.3	32.6	33.4	34.6	33	34	33
17 - 18	35.2	33.9	34.4	34.3	32.5	34.5	34.2	34.06	34.35	34.06
18 - 19	34.8	34.9	35	34.9	34.6	36.7	35.8	34.84	36.25	34.84
19 - 20	37.3	33.8	35.5	36.1	35.6	36	37.1	35.66	36.55	35.66
20 - 21	34.7	36.7	35	35	35.6	37.7	37.5	35.4	37.6	35.4
21 - 22	36.7	40	36.7	36.7	34	34.2	40	36.82	37.1	36.82
22 - 23	30	30	42.5	40	43.8	40	38.3	37.26	39.15	37.26
23 - 24	42.5	45	35	35	32.5	31.7	32.5	38	32.1	38
Totals	896.6	893.1	798.5	882.4	889.4	857.3	861.3			
% of Total	14.75%	14.69%	13.14%	14.52%	14.63%	14.1%	14.17%			

	03/05/2021	to	09/05/2021							
	Monday	Tuesday	Wednesday	Thursday	Friday	Saturday	Sunday	Week	Weekend	Week Day 85%
Hour	03/05/2021	04/05/2021	05/05/2021	06/05/2021	07/05/2021	08/05/2021	09/05/2021	Day Avg	Avg	Avg Speed
0 - 1	28.8	35	30	50	45	45	35	37.76	40	37.76
1 - 2	45	50	50	60	55	0	0	52	0	52
2 - 3	40	0	40	45	45	40	45	42.5	42.5	42.5
3 - 4	0	0	50	55	40	45	50	48.33	47.5	48.33
4 - 5	37.5	37.5	44	42.5	47.5	45	0	41.8	45	41.8
5 - 6	40	38.8	38.3	41.7	40	35	35	39.76	35	39.76
6 - 7	37.9	37	37.7	38.2	38.2	36	38.3	37.8	37.15	37.8
7 - 8	33.6	34	34.2	34.4	33.5	34.2	36.7	33.94	35.45	33.94
8 - 9	35.8	33	33.3	33.1	33	33.5	35.7	33.64	34.6	33.64
9 - 10	33.3	34.3	32.4	33.3	33.2	33.6	33.2	33.3	33.4	33.3
10 - 11	32.2	33.3	32.5	33.4	32.8	32.5	33.2	32.84	32.85	32.84
11 - 12	33.2	32.7	33.5	33.1	32.9	35	33.7	33.08	34.35	33.08
12 - 13	31.3	33.7	33.7	34.2	33.3	33	33.5	33.24	33.25	33.24
13 - 14	31.6	34.3	33.5	33.9	33.2	33.3	33	33.3	33.15	33.3
14 - 15	33.1	34.5	34.5	33.6	34.3	33.6	33.3	34	33.45	34
15 - 16	31.7	34	33.9	34.1	32.8	32.3	33.1	33.3	32.7	33.3
16 - 17	29.6	32.9	33.6	34	33.5	34.3	33.3	32.72	33.8	32.72
17 - 18	32.9	34.1	33.3	33.8	33.6	35	34.8	33.54	34.9	33.54
18 - 19	32.5	35.8	34.3	35.6	35.4	38.7	35.7	34.72	37.2	34.72
19 - 20	35	36.1	38.3	37.5	34.8	33.3	34.7	36.34	34	36.34
20 - 21	36.7	35	36	34.6	33.8	34.5	36.4	35.22	35.45	35.22
21 - 22	38.3	35	37.5	41.2	35	33.6	40	37.4	36.8	37.4
22 - 23	30	45	35	39	38.3	33.3	35	37.46	34.15	37.46
23 - 24	45	40	42.5	40	42.5	30	40	42	35	42
Totals	805	796	882	931.2	896.6	819.7	798.6			
% of Total	13.58%	13.43%	14.88%	15.71%	15.12%	13.83%	13.47%			

Hour	10/05/2021 Monday 10/05/2021	to Tuesday 11/05/2021	16/05/2021 Wednesday 12/05/2021	Thursday 13/05/2021	Friday 14/05/2021	Saturday 15/05/2021	Sunday 16/05/2021	Week Day Avg	Weekend Avg	Week Day 85% Avg Speed
0 - 1	32.5	60	50	45	40	40	38.3	45.5	39.15	45.5
1 - 2	45	50	55	45	40	60	45	47	52.5	47
2 - 3	40	47.5	45	45	40	40	0	43.5	40	43.5
3 - 4	50	45	55	55	43.3	45	25	49.66	35	49.66
4 - 5	42.5	41.7	43.3	37.5	45	37.5	40	42	38.75	42
5 - 6	41.2	38.3	40	45	44	35	0	41.7	35	41.7
6 - 7	35	39	38.3	41.5	37.3	38.1	38.3	38.22	38.2	38.22
7 - 8	33.9	33.7	34.5	34.7	34.6	35.8	38.3	34.28	37.05	34.28
8 - 9	33.5	33.2	33.8	34.4	32.4	34.2	33.5	33.46	33.85	33.46
9 - 10	34.6	33.3	33.4	34.7	32.6	33.6	33.5	33.72	33.55	33.72
10 - 11	34.3	33.5	33.6	33.6	33	33.6	33.4	33.6	33.5	33.6
11 - 12	34.5	34.3	33.2	33.4	31.6	33.1	33.6	33.4	33.35	33.4
12 - 13	34.1	33.8	33.4	33.9	33.3	34	33.9	33.7	33.95	33.7
13 - 14	33.9	34.3	33.8	33.8	33.2	33.4	33.5	33.8	33.45	33.8
14 - 15	34.1	33.8	33.5	33.1	34.5	33.5	32.2	33.8	32.85	33.8
15 - 16	34.3	34	33.9	33.8	33.7	34.7	33.7	33.94	34.2	33.94
16 - 17	34.4	33.7	33.5	33.4	33.4	34	33.9	33.68	33.95	33.68
17 - 18	34.7	34	34.1	34	34	30	35.3	34.16	32.65	34.16
18 - 19	37.9	36	36.2	36.2	36.2	29.9	39.1	36.5	34.5	36.5
19 - 20	37.5	35.6	37.8	36.4	34.6	35	39.5	36.38	37.25	36.38
20 - 21	36.9	33.8	36.9	37.9	38.1	36.2	37	36.72	36.6	36.72
21 - 22	37.5	35	37.5	35.8	33	34.2	38	35.76	36.1	35.76
22 - 23	40	32.5	43.8	47.5	45	40	35	41.76	37.5	41.76
23 - 24	50	40	38.8	47.5	45	40	32.5	44.26	36.25	44.26
Totals	902.3	906	928.3	928.1	887.8	880.8	782.5			
% of Total	14.52%	14.58%	14.93%	14.93%	14.28%	14.17%	12.59%			

	17/05/2021	to	23/05/2021							
	Monday	Tuesday	Wednesday	Thursday	Friday	Saturday	Sunday	Week	Weekend	Week Day 85%
Hour	17/05/2021	18/05/2021	19/05/2021	20/05/2021	21/05/2021	22/05/2021	23/05/2021	Day Avg	Avg	Avg Speed
0 - 1	45	35	45	40	40	45	45	41	45	41
1 - 2	60	50	60	55	55	30	50	56	40	56
2 - 3	50	40	35	45	50	0	40	44	40	44
3 - 4	45	0	35	45	40	50	45	41.25	47.5	41.25
4 - 5	40	42.5	41.7	45	35	35	40	40.84	37.5	40.84
5 - 6	40	47.5	39	42.9	41.7	40	40	42.22	40	42.22
6 - 7	37.8	34.7	38.3	38.2	36.9	38	40	37.18	39	37.18
7 - 8	34.2	28.8	33.8	35	34.3	34	37.1	33.22	35.55	33.22
8 - 9	33	31.8	33.7	32.7	32.2	33.9	34.3	32.68	34.1	32.68
9 - 10	33	33.3	33.2	32.5	33.6	33.8	33.8	33.12	33.8	33.12
10 - 11	32.8	32.7	32.9	32.8	29.8	32.9	33	32.2	32.95	32.2
11 - 12	32.8	34.1	32	32.5	33.1	32.1	32.6	32.9	32.35	32.9
12 - 13	34.5	33.4	33.8	34.1	33.5	33.1	33.1	33.86	33.1	33.86
13 - 14	34	33.2	33.9	33.5	32.7	32.9	33.3	33.46	33.1	33.46
14 - 15	36	33.7	33.5	32.9	33.8	32.2	32.8	33.98	32.5	33.98
15 - 16	33.2	33.3	33.4	33.5	31.7	33.6	33	33.02	33.3	33.02
16 - 17	32.9	33.5	32.3	33.1	33	33.8	33.9	32.96	33.85	32.96
17 - 18	33.4	33.5	33.4	34.3	32.9	33.5	35.5	33.5	34.5	33.5
18 - 19	35.3	36.4	35	37.5	34.1	34.7	35.6	35.66	35.15	35.66
19 - 20	36.2	36.9	35	35	34.5	33.5	34.5	35.52	34	35.52
20 - 21	34.7	36.1	37.9	42.5	34.5	34.5	36.2	37.14	35.35	37.14
21 - 22	35.8	34.6	36.2	37.5	31.7	34.5	31.7	35.16	33.1	35.16
22 - 23	39.2	30	37	37.5	38.3	37.5	0	36.4	37.5	36.4
23 - 24	45	40	43.3	40	35	34	35	40.66	34.5	40.66
Totals	913.8	825	884.3	908	867.3	812.5	845.4			
% of Total	15.09%	13.62%	14.6%	14.99%	14.32%	13.42%	13.96%			

	24/05/2021	to	30/05/2021							
	Monday	Tuesday	Wednesday	Thursday	Friday	Saturday	Sunday	Week	Weekend	Week Day 85%
Hour	24/05/2021	25/05/2021	26/05/2021	27/05/2021	28/05/2021	29/05/2021	30/05/2021	Day Avg	Avg	Avg Speed
0 - 1	45	40	40	30	40	33.3	34.3	39	33.8	39
1 - 2	0	45	55	55	55	35	45	52.5	40	52.5
2 - 3	50	40	55	40	47.5	45	45	46.5	45	46.5
3 - 4	45	45	40	40	38.3	40	45	41.66	42.5	41.66
4 - 5	35	42.5	45	40	45	40	50	41.5	45	41.5
5 - 6	40	43.8	40	43.3	45	42.5	40	42.42	41.25	42.42
6 - 7	40	37.5	37.1	36.4	35	38.3	41.7	37.2	40	37.2
7 - 8	36.5	34.4	34.1	33.8	34	34.8	35	34.56	34.9	34.56
8 - 9	31.9	31.8	33.2	32.1	32.4	36.6	34.1	32.28	35.35	32.28
9 - 10	32.6	32.9	29.1	32.7	32.4	33.4	33.1	31.94	33.25	31.94
10 - 11	33	33.8	32.5	32.6	31.6	32.3	31.4	32.7	31.85	32.7
11 - 12	33	33.4	32.9	32.7	32.9	32.4	33	32.98	32.7	32.98
12 - 13	33.1	34	33.3	33.1	33.7	31.3	33.3	33.44	32.3	33.44
13 - 14	33.9	33.8	33	33.2	33.3	33.6	32.2	33.44	32.9	33.44
14 - 15	32.6	33.7	32.7	33	33.6	32.9	32.6	33.12	32.75	33.12
15 - 16	33.3	33.3	33.7	34.3	32.1	33.8	32.9	33.34	33.35	33.34
16 - 17	33.2	33.3	33.5	33.1	33.3	33.9	32.8	33.28	33.35	33.28
17 - 18	33.5	33	33.9	34.6	33.8	34.4	34	33.76	34.2	33.76
18 - 19	34.3	36.7	35.4	34.1	34.8	34.9	35.2	35.06	35.05	35.06
19 - 20	37.5	33.9	35	34.4	37.1	37	37.4	35.58	37.2	35.58
20 - 21	36.7	34.6	40	37.3	36.7	36.9	39	37.06	37.95	37.06
21 - 22	34.6	37.5	35	36.9	33.8	34.4	35.8	35.56	35.1	35.56
22 - 23	35	38.8	37.5	40	36.7	37	37	37.6	37	37.6
23 - 24	35	35	30	37.5	38.3	38.3	47.5	35.16	42.9	35.16
Totals	834.7	877.7	886.9	870.1	886.3	862	897.3			
% of Total	13.65%	14.35%	14.5%	14.23%	14.49%	14.1%	14.67%			

	31/05/2021	to	06/06/2021							
	Monday	Tuesday	Wednesday	Thursday	Friday	Saturday	Sunday	Week	Weekend	Week Day 85%
Hour	31/05/2021	01/06/2021	02/06/2021	03/06/2021	04/06/2021	05/06/2021	06/06/2021	Day Avg	Avg	Avg Speed
0 - 1	37.5	35	47.5	40	40	34.2	48.3	40	41.25	40
1 - 2	40	55	50	50	40	40	50	47	45	47
2 - 3	40	50	40	40	45	43.3	35	43	39.15	43
3 - 4	40	45	45	35	47.5	45	40	42.5	42.5	42.5
4 - 5	37.5	43	38.3	42.5	45	35	35	41.26	35	41.26
5 - 6	40	45	41.2	42.5	41.2	45	40	41.98	42.5	41.98
6 - 7	34.4	36	36.8	36.4	37	39.3	39.4	36.12	39.35	36.12
7 - 8	34.2	36.4	35	34.8	34.9	37.1	37	35.06	37.05	35.06
8 - 9	33.9	34.1	33.6	33.3	33.4	35	34.3	33.66	34.65	33.66
9 - 10	33.2	33.1	31.4	32	32.3	33.3	33.3	32.4	33.3	32.4
10 - 11	32.5	32.9	32.5	31.7	32.3	32.6	32.1	32.38	32.35	32.38
11 - 12	31.7	33.6	32.2	32.8	31.4	32.2	32.4	32.34	32.3	32.34
12 - 13	32.5	33.3	33	32.4	32.8	32.5	33.3	32.8	32.9	32.8
13 - 14	33.2	33.6	33.6	32.9	33	33.2	32.6	33.26	32.9	33.26
14 - 15	33.2	32.7	32.5	33.5	32.8	33	32.2	32.94	32.6	32.94
15 - 16	32.7	34	34.2	33.8	32.6	32.2	33.3	33.46	32.75	33.46
16 - 17	32.9	34.3	32.6	32.7	33.2	32.9	33.5	33.14	33.2	33.14
17 - 18	34.5	34.2	34.8	33.1	33.4	33.9	34.2	34	34.05	34
18 - 19	35.8	34.8	33.9	34	34.7	34.4	36.8	34.64	35.6	34.64
19 - 20	34.5	34.6	35.8	34.5	34.9	35.3	37	34.86	36.15	34.86
20 - 21	37	33.8	37.4	33.7	35	34.8	36.5	35.38	35.65	35.38
21 - 22	36.4	34.3	36	35.7	37.2	37.9	36.2	35.92	37.05	35.92
22 - 23	46.7	38	38	40	37.5	34.6	42.5	40.04	38.55	40.04
23 - 24	34.4	45	42.5	38	37.5	37.5	55	39.48	46.25	39.48
Totals	858.7	901.7	887.8	865.3	874.6	864.2	899.9			
% of Total	13.96%	14.66%	14.43%	14.06%	14.22%	14.05%	14.63%			

Hour	07/06/2021 Monday 07/06/2021	to Tuesday 08/06/2021	13/06/2021 Wednesday 09/06/2021	Thursday 10/06/2021	Friday 11/06/2021	Saturday 12/06/2021	Sunday 13/06/2021	Week Day Avg	Weekend Avg	Week Day 85% Avg Speed
0 - 1	30	35	45	40	0	42.5	35	37.5	38.75	37.5
1 - 2	40	55	60	55	0	40	38.3	52.5	39.15	52.5
2 - 3	40	45	45	45	0	50	40	43.75	45	43.75
3 - 4	45	45	45	47.5	0	45	40	45.62	42.5	45.62
4 - 5	35	40	42.5	38.8	0	30	45	39.08	37.5	39.08
5 - 6	39.4	42.5	41.7	42.5	0	38.3	45	41.53	41.65	41.53
6 - 7	36.8	38.7	38.8	37.7	0	38.8	43.3	38	41.05	38
7 - 8	34.4	34.6	35	34.5	0	34.6	38.8	34.62	36.7	34.62
8 - 9	32.9	32.7	33.1	33.2	29.8	33.9	32.8	32.34	33.35	32.34
9 - 10	33.7	32.8	33.6	32.8	31.6	32.2	33.5	32.9	32.85	32.9
10 - 11	32.9	33.1	33.1	32.7	32.3	31.8	32.4	32.82	32.1	32.82
11 - 12	32.6	32.7	33.7	32.2	32.8	33.1	33	32.8	33.05	32.8
12 - 13	33.6	33.1	33.1	34.4	33.2	33.6	33	33.48	33.3	33.48
13 - 14	33.6	34.4	32.7	33.3	33.2	33.6	33	33.44	33.3	33.44
14 - 15	34	33.1	32.4	33.7	32.9	33.3	32.8	33.22	33.05	33.22
15 - 16	33.3	32.8	34.3	32.7	32.8	33.8	33.4	33.18	33.6	33.18
16 - 17	34.9	33.7	33.6	0	33.4	34	33.9	33.9	33.95	33.9
17 - 18	33.6	33.8	34.2	0	32.9	35.4	34.1	33.62	34.75	33.62
18 - 19	34.4	31.3	34.7	0	34.6	36.9	34.6	33.75	35.75	33.75
19 - 20	34.6	33.3	36.4	0	35.4	34.6	35.7	34.93	35.15	34.93
20 - 21	37.8	34.7	34.8	0	36.9	34.7	38	36.05	36.35	36.05
21 - 22	36	35	35	0	38.6	35.6	37.8	36.15	36.7	36.15
22 - 23	36.7	40	38.1	0	36.7	35.8	37.5	37.88	36.65	37.88
23 - 24	47.5	35	40	0	40	38	45	40.62	41.5	40.62
Totals	862.7	877.3	905.8	606	547.1	869.5	885.9			
% of Total	15.53%	15.79%	16.31%	10.91%	9.85%	15.65%	15.95%			

	14/06/2021	to	20/06/2021							
	Monday	Tuesday	Wednesday	Thursday	Friday	Saturday	Sunday	Week	Weekend	Week Day 85%
Hour	14/06/2021	15/06/2021	16/06/2021	17/06/2021	18/06/2021	19/06/2021	20/06/2021	Day Avg	Avg	Avg Speed
0 - 1	40	45	45	35	40	37.5	45	41	41.25	41
1 - 2	40	40	30	0	40	60	40	37.5	50	37.5
2 - 3	40	47.5	43.3	40	50	43.3	0	44.16	43.3	44.16
3 - 4	45	35	45	45	40	40	50	42	45	42
4 - 5	35	47.5	40	42.5	42.5	35	30	41.5	32.5	41.5
5 - 6	38.1	46.7	42	35	39	42.5	37.5	40.16	40	40.16
6 - 7	38.1	37.3	37.1	37.5	37.7	38.3	35	37.54	36.65	37.54
7 - 8	34	34.5	34.6	33.6	34.6	33.8	36.7	34.26	35.25	34.26
8 - 9	32.6	32.6	33.5	33.8	32.2	34	33.2	32.94	33.6	32.94
9 - 10	32.2	33.8	33.4	32.4	33.1	33.3	33	32.98	33.15	32.98
10 - 11	33	32.7	33.5	32.5	31.8	32.1	32.6	32.7	32.35	32.7
11 - 12	33.5	32.6	33.4	33.4	32.6	33.2	33	33.1	33.1	33.1
12 - 13	33.7	34	33.4	33.3	33.3	33.2	33.2	33.54	33.2	33.54
13 - 14	34.5	33.4	33.3	34.1	32.6	33.3	33.4	33.58	33.35	33.58
14 - 15	33.5	34.4	34	34.1	33.1	32.7	33.1	33.82	32.9	33.82
15 - 16	32.8	33.6	33.7	33.7	33.2	33.1	34	33.4	33.55	33.4
16 - 17	32.8	33.5	33.3	33.2	33.5	34.5	33.5	33.26	34	33.26
17 - 18	34.6	33.2	34.6	34.5	33.7	33.5	34.3	34.12	33.9	34.12
18 - 19	33.6	35.8	35.3	35	34	35.2	34.8	34.74	35	34.74
19 - 20	35.8	35.4	34.9	34.7	33.8	36.4	36.2	34.92	36.3	34.92
20 - 21	33.6	35.7	35	35.8	36.7	35	37.2	35.36	36.1	35.36
21 - 22	33	36	35.8	38.8	32.5	35	39	35.22	37	35.22
22 - 23	45	38	36.7	37.5	39	35	35	39.24	35	39.24
23 - 24	42.5	40	40	40	39	38	45	40.3	41.5	40.3
Totals	866.9	888.2	870.8	825.4	867.9	877.9	834.7			
% of Total	14.37%	14.73%	14.44%	13.68%	14.39%	14.55%	13.84%			

	21/06/2021	to	27/06/2021							
	Monday	Tuesday	Wednesday	Thursday	Friday	Saturday	Sunday	Week	Weekend	Week Day 85%
Hour	21/06/2021	22/06/2021	23/06/2021	24/06/2021	25/06/2021	26/06/2021	27/06/2021	Day Avg	Avg	Avg Speed
0 - 1	50	30	45	45	50	40	35	44	37.5	44
1 - 2	45	50	52.5	50	0	60	55	49.38	57.5	49.38
2 - 3	40	50	40	45	55	37.5	40	46	38.75	46
3 - 4	45	47.5	40	45	45	40	50	44.5	45	44.5
4 - 5	40	41.7	43.3	45	40	40	45	42	42.5	42
5 - 6	40	38.3	42	41.7	40	40	37.5	40.4	38.75	40.4
6 - 7	37.3	38.1	37.2	38	35	39.2	39.2	37.12	39.2	37.12
7 - 8	33.4	35	33.8	33.6	34.8	34.4	33.8	34.12	34.1	34.12
8 - 9	32.5	32.8	33.8	33.7	33.1	33.4	34.5	33.18	33.95	33.18
9 - 10	32.4	33.1	33.7	33.8	32	32.1	32.6	33	32.35	33
10 - 11	31.8	32.7	32.7	33.1	31.9	32.3	32.7	32.44	32.5	32.44
11 - 12	34	33.6	33	32.2	33.1	32.5	31.7	33.18	32.1	33.18
12 - 13	33.2	33.1	34.5	33.2	32.3	32.3	32.7	33.26	32.5	33.26
13 - 14	33.7	33.5	34	33.2	33.7	33	32.8	33.62	32.9	33.62
14 - 15	33.3	32.7	32.9	33.3	33.4	32.3	33.9	33.12	33.1	33.12
15 - 16	33.2	33	33.6	32.9	32.8	32.9	34	33.1	33.45	33.1
16 - 17	32.9	33.1	33.2	33.5	33.7	33.2	33	33.28	33.1	33.28
17 - 18	33.7	34	33.7	34.5	29.2	33.7	34	33.02	33.85	33.02
18 - 19	34.5	34.7	34.4	37.2	30.9	34.8	35	34.34	34.9	34.34
19 - 20	34	35	34.1	34	36.7	34.6	35	34.76	34.8	34.76
20 - 21	40	35	35	34.8	36.7	34	38.9	36.3	36.45	36.3
21 - 22	34.6	35	35	35	34.6	37	37.1	34.84	37.05	34.84
22 - 23	35	37.8	37.5	37.5	38.3	36.7	40	37.22	38.35	37.22
23 - 24	38.3	45	43	45	40	42.5	40	42.26	41.25	42.26
Totals	877.8	884.7	887.9	900.2	842.2	878.4	893.4			
% of Total	14.24%	14.35%	14.4%	14.6%	13.66%	14.25%	14.49%			

	28/06/2021	to	04/07/2021							
	Monday	Tuesday	Wednesday	Thursday	Friday	Saturday	Sunday	Week	Weekend	Week Day 85%
Hour	28/06/2021	29/06/2021	30/06/2021	01/07/2021	02/07/2021	03/07/2021	04/07/2021	Day Avg	Avg	Avg Speed
0 - 1	28.3	0	40	0	52.5	55	30	40.27	42.5	40.27
1 - 2	45	60	55	55	55	40	37.5	54	38.75	54
2 - 3	40	50	45	33.8	55	38.3	40	44.76	39.15	44.76
3 - 4	0	45	35	40	50	45	50	42.5	47.5	42.5
4 - 5	38.3	37.5	37.5	42.5	40	35	33.8	39.16	34.4	39.16
5 - 6	41	45	38.8	38.6	36.7	40	35	40.02	37.5	40.02
6 - 7	37.7	38.6	36.9	35	38.6	40	38.3	37.36	39.15	37.36
7 - 8	34	36	34	35.7	34.7	35.6	34.3	34.88	34.95	34.88
8 - 9	32.1	33.6	32.7	33.4	33.2	34.1	34.3	33	34.2	33
9 - 10	32.4	34.7	32.8	34	33.1	33.4	33.2	33.4	33.3	33.4
10 - 11	33.8	33.4	31.7	33.2	31.5	32.3	32.3	32.72	32.3	32.72
11 - 12	33.8	34.3	33.4	33.3	32.5	32.3	33.7	33.46	33	33.46
12 - 13	33.7	33.6	33.7	33.2	33.2	32.1	33.3	33.48	32.7	33.48
13 - 14	34.1	33.3	33	33.9	33.8	32.7	33.1	33.62	32.9	33.62
14 - 15	34.5	33.6	33.3	32.7	33.8	33.1	33.2	33.58	33.15	33.58
15 - 16	33.7	34.3	33.8	33.5	33.7	33.1	33	33.8	33.05	33.8
16 - 17	33.4	33.1	32.7	32.4	33.2	33.5	33.7	32.96	33.6	32.96
17 - 18	33.2	33.8	34.5	34.7	33.5	34.4	32.8	33.94	33.6	33.94
18 - 19	34.2	34.6	34.2	34.2	36.2	36.1	30.8	34.68	33.45	34.68
19 - 20	35.5	35	37.3	34.3	36.2	33.6	33.8	35.66	33.7	35.66
20 - 21	34.6	34.2	35	35.6	36.5	36	33.8	35.18	34.9	35.18
21 - 22	34.6	37.1	34.7	34.6	34.3	34.4	34	35.06	34.2	35.06
22 - 23	37.5	42.5	37.5	41.2	36.7	37	35	39.08	36	39.08
23 - 24	45	50	45	49	45	43.3	35	46.8	39.15	46.8
Totals	820.4	883.2	877.5	843.8	918.9	880.3	833.9			
% of Total	13.54%	14.58%	14.48%	13.93%	15.17%	14.53%	13.77%			

	05/07/2021	to	11/07/2021							
	Monday	Tuesday	Wednesday	Thursday	Friday	Saturday	Sunday	Week	Weekend	Week Day 85%
Hour	05/07/2021	06/07/2021	07/07/2021	08/07/2021	09/07/2021	10/07/2021	11/07/2021	Day Avg	Avg	Avg Speed
0 - 1	45	40	45	45	48.3	45	40	44.66	42.5	44.66
1 - 2	45	42.5	45	55	60	55	40	49.5	47.5	49.5
2 - 3	50	35	40	45	45	35	45	43	40	43
3 - 4	40	45	40	40	45	35	40	42	37.5	42
4 - 5	40	40	30	40	43.3	35	50	38.66	42.5	38.66
5 - 6	37.5	35	40	40	38.3	40	40	38.16	40	38.16
6 - 7	32.9	35	39.5	37.9	36.9	35	35	36.44	35	36.44
7 - 8	34.9	33.1	33.7	33.5	34.5	35	35.8	33.94	35.4	33.94
8 - 9	33.4	33.1	33.7	32.9	33.7	34	34.4	33.36	34.2	33.36
9 - 10	33.2	31.9	33.2	33.7	32.7	33.1	33.3	32.94	33.2	32.94
10 - 11	33	33.4	32.5	32.8	32.3	31.9	33.6	32.8	32.75	32.8
11 - 12	33.6	33.5	34	33.8	31.3	33.6	33.1	33.24	33.35	33.24
12 - 13	33.7	33.8	33.9	33.9	32.9	33.8	33.4	33.64	33.6	33.64
13 - 14	33.4	33.9	33.9	32.8	33.2	34	32.2	33.44	33.1	33.44
14 - 15	33.5	34.2	33.4	34.6	33.8	33.3	32.5	33.9	32.9	33.9
15 - 16	34	34.1	33.4	33.1	32.3	33.5	34	33.38	33.75	33.38
16 - 17	33.9	34.5	34	32.8	34.1	34.2	34.6	33.86	34.4	33.86
17 - 18	33.7	34.6	33.1	33.8	33.7	33.7	34.7	33.78	34.2	33.78
18 - 19	35.8	33.8	34.3	34.3	34.4	34.9	34.4	34.52	34.65	34.52
19 - 20	35.9	35	36.2	37.7	36.1	34	35	36.18	34.5	36.18
20 - 21	35	38.8	37	35.8	38.8	38.3	35	37.08	36.65	37.08
21 - 22	35	35.8	38.6	38.8	34.5	38.3	40	36.54	39.15	36.54
22 - 23	41.7	42.5	40	38.8	38.3	38.3	40	40.26	39.15	40.26
23 - 24	40	43.3	38.3	40	45	37.5	38.3	41.32	37.9	41.32
Totals	884.1	871.8	872.7	896	908.4	871.4	884.3			
% of Total	14.29%	14.09%	14.1%	14.48%	14.68%	14.08%	14.29%			

	12/07/2021	to	18/07/2021							
	Monday	Tuesday	Wednesday	Thursday	Friday	Saturday	Sunday	Week	Weekend	Week Day 85%
Hour	12/07/2021	13/07/2021	14/07/2021	15/07/2021	16/07/2021	17/07/2021	18/07/2021	Day Avg	Avg	Avg Speed
0 - 1	40	40	50	45	45	35	30	44	32.5	44
1 - 2	60	60	40	40	65	35	50	53	42.5	53
2 - 3	25	42.5	40	45	38.3	45	35	38.16	40	38.16
3 - 4	0	40	45	50	45	45	0	45	45	45
4 - 5	30	50	45	45	43.3	45	40	42.66	42.5	42.66
5 - 6	43.3	39	37	43	43.8	39	40	41.22	39.5	41.22
6 - 7	38	37.1	36.7	37.5	40.6	42.5	38.9	37.98	40.7	37.98
7 - 8	33.7	34.4	33.5	34.9	33.7	35.4	36	34.04	35.7	34.04
8 - 9	33.4	34.4	33.8	33.7	33.1	34.4	34.1	33.68	34.25	33.68
9 - 10	33.4	32.8	32.7	32	32.4	32.9	33.6	32.66	33.25	32.66
10 - 11	33.2	33.5	32.5	32.6	32.6	33.4	32.6	32.88	33	32.88
11 - 12	33.7	32.7	32.9	32.6	31	33.4	32.3	32.58	32.85	32.58
12 - 13	33.1	33.4	33.6	33.7	33	33.5	33.4	33.36	33.45	33.36
13 - 14	34.3	32.1	32.8	33.7	32.8	33.3	33	33.14	33.15	33.14
14 - 15	32.6	33.8	32.8	33	32.7	34	33.3	32.98	33.65	32.98
15 - 16	34.3	33.3	32.9	32.9	32.8	33.9	33.6	33.24	33.75	33.24
16 - 17	33.4	33.3	33	33.4	32.6	32.9	33.6	33.14	33.25	33.14
17 - 18	33.2	33.6	33.2	34.6	33.8	35.3	34.3	33.68	34.8	33.68
18 - 19	36.4	35.5	34.8	34.6	34.7	36.2	35	35.2	35.6	35.2
19 - 20	34.3	35.3	36.4	35.6	35.3	34.8	36.9	35.38	35.85	35.38
20 - 21	37.9	34.8	34.8	36.1	35.9	37	34.8	35.9	35.9	35.9
21 - 22	33.8	35	37.8	37.5	34.6	38.2	42	35.74	40.1	35.74
22 - 23	40	37	37.5	39.2	40	36.7	41.2	38.74	38.95	38.74
23 - 24	45	37.5	35	45	45	43.3	42.5	41.5	42.9	41.5
Totals	832	891	873.7	900.6	907	885.1	836.1			
% of Total	13.58%	14.55%	14.26%	14.7%	14.81%	14.45%	13.65%			

Hour	19/07/2021 Monday 19/07/2021	to Tuesday 20/07/2021	25/07/2021 Wednesday 21/07/2021	Thursday 22/07/2021	Friday 23/07/2021	Saturday 24/07/2021	Sunday 25/07/2021	Week Day Avg	Weekend Avg	Week Day 85% Avg Speed
0 - 1	60	0	35	*	*	*	*	47.5	0	47.5
1 - 2	60	35	55	*	*	*	*	50	0	50
2 - 3	45	45	50	*	*	*	*	46.67	0	46.67
3 - 4	50	45	47.5	*	*	*	*	47.5	0	47.5
4 - 5	41.7	40	37.5	*	*	*	*	39.73	0	39.73
5 - 6	43.3	45	43.8	*	*	*	*	44.03	0	44.03
6 - 7	36	42.9	38.9	*	*	*	*	39.27	0	39.27
7 - 8	33.5	33.9	33.8	*	*	*	*	33.73	0	33.73
8 - 9	33.6	33.4	32.5	*	*	*	*	33.17	0	33.17
9 - 10	33.3	33.7	33.6	*	*	*	*	33.53	0	33.53
10 - 11	32.9	33.9	33.4	*	*	*	*	33.4	0	33.4
11 - 12	33.6	34.1	33.2	*	*	*	*	33.63	0	33.63
12 - 13	33.9	33.8	33.8	*	*	*	*	33.83	0	33.83
13 - 14	34.7	33.8	34.5	*	*	*	*	34.33	0	34.33
14 - 15	32.7	33.5	33.8	*	*	*	*	33.33	0	33.33
15 - 16	33.8	33.4	34	*	*	*	*	33.73	0	33.73
16 - 17	33.1	33.4	32.8	*	*	*	*	33.1	0	33.1
17 - 18	33.9	35.2	34.3	*	*	*	*	34.47	0	34.47
18 - 19	34.2	35	35.4	*	*	*	*	34.87	0	34.87
19 - 20	36.1	34.3	*	*	*	*	*	35.2	0	35.2
20 - 21	36.7	35.6	*	*	*	*	*	36.15	0	36.15
21 - 22	37.5	34.5	*	*	*	*	*	36	0	36
22 - 23	41.2	35.8	*	*	*	*	*	38.5	0	38.5
23 - 24	45	42.5	*	*	*	*	*	43.75	0	43.75
Totals	935.7	842.7	712.8	0	0	0	0			
% of Total	37.56%	33.83%	28.61%	0%	0%	0%	0%			

Incoming Monthly EightyFifthSpeeds
 A170 inward
 A170 Linkfoot Lane, Helmsley 30mph zone

from Thu-Apr-08-2021-11-00-AM to Wed-Jul-21-2021-06-59-PM

Hour	Apr 2021							Week Day Avg	Weekend Avg	Week Day 85% Avg Speed
	Monday	Tuesday	Wednesday	Thursday	Friday	Saturday	Sunday			
0 - 1	45	47.5	40	47.5	40	50	35	44	42.5	44
1 - 2	60	52.5	50	55	55	50	40	54.5	45	54.5
2 - 3	51.2	50	42.5	42.5	47.5	52.5	0	46.74	52.5	46.74
3 - 4	40	42.5	45	42.5	47.5	40	45	43.5	42.5	43.5
4 - 5	40	43.1	42	43.8	47.5	41.7	38.3	43.28	40	43.28
5 - 6	39.4	42.5	41.5	38.6	38.8	40	42.5	40.16	41.25	40.16
6 - 7	40	38.8	39.2	38.3	38.2	37.9	38.3	38.9	38.1	38.9
7 - 8	34.1	34.2	34.6	35.5	34.1	34.4	36.9	34.5	35.65	34.5
8 - 9	33.6	33.4	33.1	33.1	32.8	33.9	34.8	33.2	34.35	33.2
9 - 10	33.7	33.8	33.7	34.4	33.7	33.1	33.5	33.86	33.3	33.86
10 - 11	34.1	34.1	33.4	33.3	33.3	33.3	33.4	33.64	33.35	33.64
11 - 12	34.2	33.5	33	33.6	33.4	33.3	33.8	33.54	33.55	33.54
12 - 13	33.8	34.4	33.8	33.9	33.9	33.4	33.6	33.96	33.5	33.96
13 - 14	34	34.1	34.2	34.2	33.7	33.6	33.1	34.04	33.35	34.04
14 - 15	33.7	33.8	33.2	33.7	33.8	33.3	33.6	33.64	33.45	33.64
15 - 16	33.5	33.3	34.1	33.8	33.3	33.9	33.8	33.6	33.85	33.6
16 - 17	33.4	33.6	33.4	33.5	32.9	33.9	34.5	33.36	34.2	33.36
17 - 18	34.6	33.6	34.5	34.3	34.2	34.3	34.7	34.24	34.5	34.24
18 - 19	34.9	34.6	36.1	35.4	35	35.4	35.5	35.2	35.45	35.2
19 - 20	36.6	34.7	36	36	36.2	37	36.7	35.9	36.85	35.9
20 - 21	37.1	34.7	36	35.3	37	37.4	37	36.02	37.2	36.02
21 - 22	38.2	37.5	39.4	37.3	35.8	37.5	39.7	37.64	38.6	37.64
22 - 23	39.3	42.5	40.8	39.4	39.5	39	37.5	40.3	38.25	40.3
23 - 24	41.7	42	35	45	42	40	40	41.14	40	41.14

Hour	May 2021							Week Day Avg	Weekend Avg	Week Day 85% Avg Speed
	Monday	Tuesday	Wednesday	Thursday	Friday	Saturday	Sunday			
0 - 1	40	40	45	45	45	43	40	43	41.5	43
1 - 2	57.5	48.3	55	55	53.3	50	45	53.82	47.5	53.82
2 - 3	48.3	47.5	45	43.8	46.7	40	42.5	46.26	41.25	46.26
3 - 4	45	43.3	45	50	41.7	43.3	45	45	44.15	45
4 - 5	39.4	40.7	43.7	41	45	40	45	41.96	42.5	41.96
5 - 6	40.4	42.2	39.1	43.1	43.6	38.9	42.5	41.68	40.7	41.68
6 - 7	37.1	37.3	37.8	38.5	37.1	38	40.8	37.56	39.4	37.56
7 - 8	34.5	33	34.1	34.5	34	34.7	36.7	34.02	35.7	34.02
8 - 9	33.3	32.5	33.5	33.2	32.5	34.4	34.3	33	34.35	33
9 - 10	33.3	33.3	32.4	33.2	32.9	33.7	33.4	33.02	33.55	33.02
10 - 11	32.9	33.4	32.9	33.1	32.2	32.9	32.9	32.9	32.9	32.9
11 - 12	33	33.7	32.9	32.9	32.6	32.7	33.1	33.02	32.9	33.02
12 - 13	33.2	33.7	33.5	33.8	33.5	32.9	33.5	33.54	33.2	33.54
13 - 14	33.5	33.9	33.5	33.6	33.1	33.3	33.1	33.52	33.2	33.52
14 - 15	33.7	33.9	33.6	33.2	34.1	33.1	32.8	33.7	32.95	33.7
15 - 16	33.2	33.6	33.7	34	32.7	33.9	33.2	33.44	33.55	33.44
16 - 17	33.1	33.4	33.2	33.4	33.4	33.8	33.7	33.3	33.75	33.3
17 - 18	34.1	33.6	33.7	34.2	33.7	33.8	34.6	33.86	34.2	33.86
18 - 19	35.6	36.2	35	35	35	35.2	36.1	35.36	35.65	35.36
19 - 20	35.6	35.7	36.5	35.9	35.1	34.9	36.8	35.76	35.85	35.76
20 - 21	36.5	34.8	37.4	37.4	35.6	36.3	37.9	36.34	37.1	36.34
21 - 22	36.3	35.6	36.7	37.4	33.7	34.3	37.8	35.94	36.05	35.94
22 - 23	38.8	38.3	38.9	39.2	38.4	37.7	37.2	38.72	37.45	38.72
23 - 24	41.7	40	40	43.3	42	35	40	41.4	37.5	41.4

Hour	Jun 2021							Week Day Avg	Weekend Avg	Week Day 85% Avg Speed
	Monday	Tuesday	Wednesday	Thursday	Friday	Saturday	Sunday			
0 - 1	37.5	45	46.2	40	45	39.4	45.8	42.74	42.6	42.74
1 - 2	45	53.3	53.8	55	40	57.5	40	49.42	48.75	49.42
2 - 3	40	48.3	43.6	43.8	52.5	43.8	37.5	45.64	40.65	45.64
3 - 4	44	46.7	44.2	45	47.5	45	47.5	45.48	46.25	45.48
4 - 5	38.1	42.3	40.6	42.5	44.3	37.5	40	41.56	38.75	41.56
5 - 6	39.5	43.8	41.4	41.8	39.5	42	42.5	41.2	42.25	41.2
6 - 7	37.5	38	37.2	37.5	37.1	38.7	39.5	37.46	39.1	37.46
7 - 8	34	35.1	34.5	34.2	34.8	35	37	34.52	36	34.52
8 - 9	32.6	33.2	33.3	33.5	32.3	34.1	33.8	32.98	33.95	32.98
9 - 10	32.6	33.6	33.1	32.8	32.3	32.8	33.1	32.88	32.95	32.88
10 - 11	33	33	32.7	32.6	32.1	32.2	32.5	32.68	32.35	32.68
11 - 12	33.5	33.4	33.1	32.7	32.5	32.7	32.6	33.04	32.65	33.04
12 - 13	33.6	33.4	33.6	33.3	32.9	32.9	33.1	33.36	33	33.36
13 - 14	33.9	33.6	33.3	33.4	33.1	33.2	33	33.46	33.1	33.46
14 - 15	33.8	33.4	33.1	33.7	33	32.9	33	33.4	32.95	33.4
15 - 16	33.2	33.6	33.9	33.5	32.9	33	33.7	33.42	33.35	33.42
16 - 17	33.6	33.6	33.1	33.1	33.5	33.7	33.5	33.38	33.6	33.38
17 - 18	33.8	33.8	34.4	33.9	32.5	34.1	34.1	33.68	34.1	33.68
18 - 19	34.2	34.6	34.4	34.9	34.1	35	35	34.44	35	34.44
19 - 20	34.9	34.6	35.5	34.5	35	35	35.9	34.9	35.45	34.9
20 - 21	36.3	34.4	35.8	34.5	36.2	34.7	37.7	35.44	36.2	35.44
21 - 22	34.5	35.4	35.3	37.1	36.4	36.4	38	35.74	37.2	35.74
22 - 23	37.7	38.5	37.5	38.3	38.1	35	38.8	38.02	36.9	38.02
23 - 24	43.6	42	42.1	40	39.2	38.7	47.5	41.38	43.1	41.38

Hour	Jul 2021							Week Day Avg	Weekend Avg	Week Day 85% Avg Speed
	Monday	Tuesday	Wednesday	Thursday	Friday	Saturday	Sunday			
0 - 1	42.5	37.5	45	45	50	50	37.5	44	43.75	44
1 - 2	57.5	45	55	52.5	60	40	46.7	54	43.35	54
2 - 3	50	45	45	45	50	42.5	40	47	41.25	47
3 - 4	40	45	47.5	47.5	45	40	50	45	45	45
4 - 5	41.2	45	41.7	43.8	43.1	40	40	42.96	40	42.96
5 - 6	42.5	43	40.8	40.6	39.1	39.5	39.2	41.2	39.35	41.2
6 - 7	35.7	39.1	38.4	37.3	38.9	39.8	38.3	37.88	39.05	37.88
7 - 8	34.1	33.9	33.6	34.7	34.2	35.3	35	34.1	35.15	34.1
8 - 9	33.5	33.7	33.3	33.4	33.3	34.2	34.2	33.44	34.2	33.44
9 - 10	33.3	33	33.2	33.4	32.8	33.1	33.4	33.14	33.25	33.14
10 - 11	33	33.6	32.8	32.9	32.2	32.6	32.9	32.9	32.75	32.9
11 - 12	33.6	33.5	33.4	33.2	31.7	33.2	33.2	33.08	33.2	33.08
12 - 13	33.6	33.7	33.8	33.6	33	33.3	33.4	33.54	33.35	33.54
13 - 14	34	33.3	33.9	33.4	33.2	33.6	32.8	33.56	33.2	33.56
14 - 15	33	33.8	33.3	33.4	33.5	33.5	33	33.4	33.25	33.4
15 - 16	33.9	33.6	33.4	33.2	33	33.5	33.6	33.42	33.55	33.42
16 - 17	33.4	33.7	33.3	32.8	33.3	33.4	34	33.3	33.7	33.3
17 - 18	33.7	34.5	33.6	34.3	33.6	34.4	34.1	33.94	34.25	33.94
18 - 19	35	34.8	34.7	34.4	34.9	35.7	34.6	34.76	35.15	34.76
19 - 20	35.2	34.8	36.3	36.1	35.8	34.2	36.3	35.64	35.25	35.64
20 - 21	36.9	36.5	35.3	35.9	37.4	37.5	34.8	36.4	36.15	36.4
21 - 22	35	34.9	38.1	37.1	34.5	37.5	40.6	35.92	39.05	35.92
22 - 23	41.2	37.5	38.3	39.4	38.4	37.7	42	38.96	39.85	38.96
23 - 24	42.5	41.9	38.3	48.1	45	42.5	39.4	43.16	40.95	43.16

Starting Hour	Count	Average Speed of all Traffic	Violator Counts	Average Speed of Violators
00:00:00	0	N/A	N/A	N/A
01:00:00	0	N/A	N/A	N/A
02:00:00	0	N/A	N/A	N/A
03:00:00	0	N/A	N/A	N/A
04:00:00	0	N/A	N/A	N/A
05:00:00	0	N/A	N/A	N/A
06:00:00	0	N/A	N/A	N/A
07:00:00	0	N/A	N/A	N/A
08:00:00	0	N/A	N/A	N/A
09:00:00	0	N/A	N/A	N/A
10:00:00	0	N/A	N/A	N/A
11:00:00	41	4.4	15	34.5
12:00:00	173	4.1	57	34.2
13:00:00	209	3.0	84	34.1
14:00:00	205	3.6	82	34.7
15:00:00	204	3.7	75	35.3
16:00:00	252	3.0	94	34.7
17:00:00	202	3.4	70	34.6
18:00:00	121	5.0	63	35.0
19:00:00	72	9.6	36	35.4
20:00:00	54	10.0	29	35.1
21:00:00	17	22.5	8	38.8
22:00:00	8	26.6	5	34.5
23:00:00	3	34.2	3	34.2
00:00:00	3	34.2	2	37.5
01:00:00	5	28.0	2	42.5
02:00:00	7	27.5	3	45.8
03:00:00	3	25.0	1	47.5
04:00:00	5	26.0	2	37.5
05:00:00	21	17.4	13	37.5
06:00:00	39	14.6	18	37.2
07:00:00	105	6.3	46	35.8
08:00:00	139	4.6	36	34.3
09:00:00	206	3.6	69	35.3
10:00:00	214	3.3	70	34.6
11:00:00	248	2.6	88	34.6
12:00:00	210	3.6	80	34.3
13:00:00	225	3.0	78	34.0
14:00:00	264	2.6	77	34.3
15:00:00	236	2.9	76	34.2
16:00:00	231	3.1	80	34.3
17:00:00	191	3.5	73	35.6
18:00:00	154	4.4	71	34.8
19:00:00	94	8.6	49	35.7
20:00:00	47	12.4	27	36.4
21:00:00	37	12.0	14	33.9
22:00:00	13	22.1	5	36.5
23:00:00	13	30.6	11	37.5
00:00:00	1	27.5	0	0.0
01:00:00	3	40.8	3	40.8
02:00:00	1	52.5	1	52.5

Starting Hour	Count	Average Speed of all Traffic	Violator Counts	Average Speed of Violators
03:00:00	4	24.4	2	35.0
04:00:00	10	31.8	9	36.9
05:00:00	8	29.7	5	38.5
06:00:00	16	22.3	9	36.4
07:00:00	56	8.5	18	34.4
08:00:00	104	4.9	9	35.8
09:00:00	152	4.1	47	34.4
10:00:00	175	3.4	56	33.6
11:00:00	179	2.9	69	33.7
12:00:00	206	3.2	54	34.3
13:00:00	213	2.9	70	33.4
14:00:00	189	3.9	59	34.8
15:00:00	183	3.8	71	33.9
16:00:00	104	5.8	35	34.4
17:00:00	125	4.4	37	34.4
18:00:00	106	6.3	39	34.7
19:00:00	83	6.6	40	35.5
20:00:00	44	11.6	19	34.9
21:00:00	27	18.8	16	37.8
22:00:00	21	19.9	13	35.2
23:00:00	5	35.5	4	38.8
00:00:00	0	N/A	N/A	N/A
01:00:00	1	32.5	1	32.5
02:00:00	0	N/A	N/A	N/A
03:00:00	0	N/A	N/A	N/A
04:00:00	3	32.5	2	35.0
05:00:00	2	37.5	2	37.5
06:00:00	6	35.0	4	40.0
07:00:00	16	20.8	7	36.8
08:00:00	32	10.3	6	34.2
09:00:00	70	5.4	8	32.5
10:00:00	83	6.0	27	35.3
11:00:00	113	5.8	42	35.1
12:00:00	148	4.0	50	33.9
13:00:00	142	4.2	53	33.7
14:00:00	184	3.3	61	33.8
15:00:00	200	3.5	86	34.5
16:00:00	212	3.7	83	35.2
17:00:00	125	5.0	50	35.3
18:00:00	94	7.6	51	35.2
19:00:00	63	9.2	29	35.1
20:00:00	39	11.3	15	36.8
21:00:00	22	18.2	15	36.2
22:00:00	7	30.0	4	38.8
23:00:00	7	34.6	6	36.7
00:00:00	0	N/A	N/A	N/A
01:00:00	2	50.0	2	50.0
02:00:00	11	35.0	10	39.5
03:00:00	0	N/A	N/A	N/A
04:00:00	8	26.3	6	37.5
05:00:00	18	18.1	7	38.9

Starting Hour	Count	Average Speed of all Traffic	Violator Counts	Average Speed of Violators
06:00:00	53	11.5	21	36.8
07:00:00	117	5.0	48	33.9
08:00:00	180	3.4	69	33.7
09:00:00	222	2.9	69	34.6
10:00:00	192	3.8	73	34.1
11:00:00	200	3.6	72	34.2
12:00:00	210	3.0	49	34.1
13:00:00	204	3.7	54	34.8
14:00:00	217	2.8	61	34.1
15:00:00	262	2.7	88	34.4
16:00:00	305	2.0	73	33.9
17:00:00	197	3.6	52	34.5
18:00:00	153	4.3	61	35.3
19:00:00	91	7.9	46	35.4
20:00:00	58	11.3	30	36.5
21:00:00	37	13.4	17	36.0
22:00:00	21	19.0	11	36.6
23:00:00	7	17.1	2	35.0
00:00:00	1	32.5	1	32.5
01:00:00	3	21.7	3	32.5
02:00:00	4	38.8	4	38.8
03:00:00	1	37.5	1	37.5
04:00:00	9	19.7	5	40.5
05:00:00	16	25.0	10	39.5
06:00:00	60	10.5	35	36.2
07:00:00	149	4.5	55	34.9
08:00:00	202	3.1	57	34.7
09:00:00	240	2.8	80	34.4
10:00:00	236	3.0	72	35.1
11:00:00	222	3.2	82	34.4
12:00:00	240	3.0	88	34.4
13:00:00	211	3.0	82	33.8
14:00:00	226	3.1	74	34.3
15:00:00	279	2.3	75	34.2
16:00:00	296	2.2	82	33.9
17:00:00	239	2.9	73	34.4
18:00:00	165	3.7	47	34.2
19:00:00	93	7.2	41	34.9
20:00:00	53	10.4	20	35.3
21:00:00	30	15.0	14	35.0
22:00:00	6	27.9	3	39.2
23:00:00	7	27.1	5	37.5
00:00:00	1	37.5	1	37.5
01:00:00	0	N/A	N/A	N/A
02:00:00	6	31.3	5	38.5
03:00:00	2	35.0	2	35.0
04:00:00	6	32.9	6	39.2
05:00:00	28	21.2	17	38.1
06:00:00	43	12.0	24	35.8
07:00:00	138	4.8	70	34.6
08:00:00	240	2.7	82	34.1

Starting Hour	Count	Average Speed of all Traffic	Violator Counts	Average Speed of Violators
09:00:00	238	3.0	90	34.7
10:00:00	231	2.7	68	34.0
11:00:00	229	3.1	74	34.3
12:00:00	230	3.5	79	34.8
13:00:00	217	3.0	60	34.4
14:00:00	241	2.4	67	33.8
15:00:00	288	2.3	98	34.0
16:00:00	313	2.1	101	34.2
17:00:00	243	2.7	96	34.9
18:00:00	164	4.0	65	34.5
19:00:00	83	7.1	51	35.2
20:00:00	81	7.6	27	35.5
21:00:00	39	13.0	22	36.1
22:00:00	18	22.6	10	37.0
23:00:00	8	20.3	6	34.2
00:00:00	2	45.0	2	45.0
01:00:00	1	42.5	1	42.5
02:00:00	2	37.5	2	37.5
03:00:00	4	37.5	3	40.8
04:00:00	5	22.5	5	39.5
05:00:00	13	22.1	7	39.6
06:00:00	54	9.4	23	35.1
07:00:00	135	5.4	60	35.9
08:00:00	201	3.9	63	35.5
09:00:00	273	2.5	95	34.7
10:00:00	256	2.7	91	34.5
11:00:00	237	2.8	76	34.4
12:00:00	230	2.9	90	34.1
13:00:00	257	2.7	76	34.7
14:00:00	231	2.9	82	34.1
15:00:00	252	2.6	85	34.0
16:00:00	309	2.4	116	34.1
17:00:00	270	2.9	102	34.6
18:00:00	198	3.4	87	35.1
19:00:00	104	6.9	50	35.3
20:00:00	55	10.0	25	35.5
21:00:00	24	17.8	13	36.7
22:00:00	17	17.2	14	35.0
23:00:00	5	38.5	3	50.8
00:00:00	4	36.3	3	39.2
01:00:00	4	37.5	3	42.5
02:00:00	4	16.3	2	37.5
03:00:00	5	32.0	3	44.2
04:00:00	9	26.7	7	43.2
05:00:00	11	23.0	8	37.5
06:00:00	62	9.3	34	36.2
07:00:00	140	5.1	61	35.5
08:00:00	208	3.3	61	35.2
09:00:00	311	2.1	87	33.9
10:00:00	274	2.2	82	33.4
11:00:00	307	2.2	94	34.1

Starting Hour	Count	Average Speed of all Traffic	Violator Counts	Average Speed of Violators
12:00:00	271	2.5	90	34.2
13:00:00	288	2.8	100	34.5
14:00:00	279	2.1	92	33.9
15:00:00	305	2.2	110	34.5
16:00:00	327	2.2	88	34.1
17:00:00	259	2.5	85	33.8
18:00:00	177	4.1	75	33.8
19:00:00	109	6.9	37	36.1
20:00:00	68	9.4	31	36.4
21:00:00	43	8.7	23	34.2
22:00:00	20	21.6	13	36.3
23:00:00	19	20.1	11	37.0
00:00:00	6	40.0	6	40.0
01:00:00	2	47.5	2	47.5
02:00:00	4	42.5	4	42.5
03:00:00	0	N/A	N/A	N/A
04:00:00	5	19.5	4	33.8
05:00:00	7	25.4	5	36.5
06:00:00	23	18.7	12	36.3
07:00:00	84	7.6	37	35.1
08:00:00	131	4.8	54	34.2
09:00:00	190	3.4	60	33.9
10:00:00	277	2.3	79	33.8
11:00:00	227	3.2	64	34.2
12:00:00	235	2.3	69	33.3
13:00:00	198	3.0	58	34.7
14:00:00	249	2.6	70	33.8
15:00:00	226	3.1	67	33.9
16:00:00	259	2.7	106	33.7
17:00:00	250	2.7	96	34.2
18:00:00	190	3.7	79	35.0
19:00:00	132	5.7	57	35.0
20:00:00	73	9.0	43	36.3
21:00:00	45	9.5	21	34.4
22:00:00	14	22.0	12	35.4
23:00:00	11	28.0	8	36.3
00:00:00	5	33.5	3	39.2
01:00:00	2	35.0	2	35.0
02:00:00	0	N/A	N/A	N/A
03:00:00	1	42.5	1	42.5
04:00:00	0	N/A	N/A	N/A
05:00:00	4	35.0	3	37.5
06:00:00	19	21.3	11	36.6
07:00:00	35	15.1	16	35.3
08:00:00	110	6.1	41	36.2
09:00:00	155	4.8	50	35.6
10:00:00	197	2.9	58	33.8
11:00:00	239	2.7	71	33.8
12:00:00	288	2.0	109	34.0
13:00:00	235	2.6	70	33.6
14:00:00	257	2.8	70	34.0

Starting Hour	Count	Average Speed of all Traffic	Violator Counts	Average Speed of Violators
15:00:00	268	2.5	79	34.6
16:00:00	280	2.9	105	34.5
17:00:00	282	2.8	114	34.4
18:00:00	210	3.2	80	34.0
19:00:00	140	4.4	61	35.5
20:00:00	77	8.2	34	35.6
21:00:00	37	13.8	22	35.5
22:00:00	10	31.3	8	37.5
23:00:00	5	27.0	3	35.8
00:00:00	1	32.5	1	32.5
01:00:00	7	30.4	6	45.0
02:00:00	1	52.5	1	52.5
03:00:00	3	21.7	1	37.5
04:00:00	9	19.4	2	35.0
05:00:00	19	18.8	10	36.5
06:00:00	58	11.7	29	38.7
07:00:00	161	4.5	64	35.2
08:00:00	231	2.9	64	35.2
09:00:00	253	2.7	75	34.4
10:00:00	215	3.5	91	34.6
11:00:00	244	3.2	90	34.6
12:00:00	248	2.7	85	33.9
13:00:00	233	2.9	86	34.6
14:00:00	287	2.4	97	34.7
15:00:00	279	2.6	88	34.4
16:00:00	327	2.1	128	34.1
17:00:00	241	3.0	69	34.2
18:00:00	153	4.0	61	35.3
19:00:00	83	6.8	39	34.8
20:00:00	73	8.8	31	36.0
21:00:00	29	14.7	14	35.7
22:00:00	9	28.1	7	39.6
23:00:00	4	25.0	1	32.5
00:00:00	4	33.1	4	45.0
01:00:00	2	40.0	1	52.5
02:00:00	3	39.2	3	39.2
03:00:00	2	47.5	2	47.5
04:00:00	7	25.4	5	38.5
05:00:00	18	22.2	8	38.8
06:00:00	47	12.9	31	36.0
07:00:00	158	4.6	72	35.3
08:00:00	238	3.1	76	34.8
09:00:00	260	2.7	71	34.5
10:00:00	213	3.2	79	34.5
11:00:00	219	2.5	80	33.6
12:00:00	238	2.8	88	34.1
13:00:00	212	3.3	88	34.2
14:00:00	246	3.0	90	34.5
15:00:00	235	2.9	85	34.4
16:00:00	304	2.2	100	34.3
17:00:00	255	2.8	83	34.2

Starting Hour	Count	Average Speed of all Traffic	Violator Counts	Average Speed of Violators
18:00:00	160	4.0	66	34.4
19:00:00	106	6.8	43	34.8
20:00:00	60	9.4	18	35.3
21:00:00	40	14.2	18	37.8
22:00:00	13	22.5	9	36.4
23:00:00	10	20.5	9	36.4
00:00:00	6	29.6	4	37.5
01:00:00	4	32.5	2	42.5
02:00:00	3	40.8	3	40.8
03:00:00	2	11.3	0	0.0
04:00:00	9	32.2	7	40.4
05:00:00	14	21.3	10	36.5
06:00:00	50	14.2	30	38.0
07:00:00	139	5.0	63	34.9
08:00:00	241	2.5	69	33.7
09:00:00	269	2.4	89	33.8
10:00:00	237	2.9	82	34.1
11:00:00	268	2.2	58	33.8
12:00:00	252	3.2	81	35.2
13:00:00	217	3.0	78	34.0
14:00:00	235	3.0	82	34.0
15:00:00	267	2.9	94	35.2
16:00:00	289	2.6	86	34.5
17:00:00	239	2.6	81	34.0
18:00:00	155	5.3	81	35.8
19:00:00	103	6.7	40	34.8
20:00:00	76	7.6	31	34.8
21:00:00	31	19.8	16	39.1
22:00:00	15	21.2	11	37.5
23:00:00	4	24.4	2	35.0
00:00:00	3	35.8	3	35.8
01:00:00	3	52.5	3	52.5
02:00:00	4	40.0	4	40.0
03:00:00	6	20.8	2	40.0
04:00:00	8	15.6	4	35.0
05:00:00	12	26.9	9	37.5
06:00:00	65	10.5	38	36.4
07:00:00	153	4.5	66	35.1
08:00:00	225	2.8	72	34.1
09:00:00	250	2.8	93	34.8
10:00:00	228	2.9	72	34.3
11:00:00	240	2.7	57	34.6
12:00:00	227	2.9	69	34.5
13:00:00	230	2.7	79	34.0
14:00:00	242	2.4	84	34.5
15:00:00	298	2.3	108	33.8
16:00:00	275	2.7	76	34.1
17:00:00	256	2.5	36	34.2
18:00:00	163	4.2	63	34.4
19:00:00	100	6.2	34	34.7
20:00:00	79	7.2	29	34.7

Starting Hour	Count	Average Speed of all Traffic	Violator Counts	Average Speed of Violators
21:00:00	40	10.2	27	33.8
22:00:00	15	22.8	9	34.7
23:00:00	8	28.1	6	39.2
00:00:00	2	45.0	2	45.0
01:00:00	3	31.7	3	49.2
02:00:00	4	37.5	3	40.8
03:00:00	5	25.0	2	35.0
04:00:00	9	26.4	6	38.3
05:00:00	18	21.8	10	38.5
06:00:00	44	14.3	19	37.2
07:00:00	160	4.1	72	34.7
08:00:00	250	3.0	83	34.4
09:00:00	294	2.2	95	34.3
10:00:00	292	2.0	95	34.1
11:00:00	275	2.3	83	33.9
12:00:00	242	2.6	74	34.0
13:00:00	258	2.7	85	34.6
14:00:00	298	2.7	107	34.2
15:00:00	286	2.5	87	34.4
16:00:00	326	1.8	77	33.4
17:00:00	279	2.5	84	34.0
18:00:00	144	4.8	65	35.0
19:00:00	127	6.0	53	35.9
20:00:00	73	10.3	35	36.2
21:00:00	46	9.9	25	34.9
22:00:00	24	16.8	10	36.0
23:00:00	13	26.5	7	39.6
00:00:00	2	52.5	2	52.5
01:00:00	1	42.5	1	42.5
02:00:00	4	37.5	3	40.8
03:00:00	9	35.0	8	40.0
04:00:00	4	21.9	1	37.5
05:00:00	15	27.5	11	40.2
06:00:00	18	25.1	10	38.0
07:00:00	80	7.8	33	34.9
08:00:00	133	4.9	52	34.4
09:00:00	203	3.4	48	34.5
10:00:00	248	2.8	74	34.0
11:00:00	287	2.4	88	34.0
12:00:00	247	2.3	67	34.1
13:00:00	223	3.7	67	34.9
14:00:00	223	3.1	75	34.6
15:00:00	231	3.3	75	34.7
16:00:00	233	2.7	74	34.5
17:00:00	277	2.8	103	34.0
18:00:00	182	4.4	85	35.1
19:00:00	124	6.0	57	35.0
20:00:00	92	7.6	49	36.3
21:00:00	39	14.9	14	37.5
22:00:00	26	16.3	13	34.8
23:00:00	13	24.6	7	36.1

Starting Hour	Count	Average Speed of all Traffic	Violator Counts	Average Speed of Violators
00:00:00	3	30.8	1	37.5
01:00:00	1	27.5	0	0.0
02:00:00	0	N/A	N/A	N/A
03:00:00	1	27.5	0	0.0
04:00:00	2	32.5	1	37.5
05:00:00	3	29.2	1	37.5
06:00:00	16	20.0	11	34.8
07:00:00	28	10.5	13	34.0
08:00:00	83	8.0	35	35.9
09:00:00	152	4.4	59	34.5
10:00:00	222	2.7	67	33.8
11:00:00	249	2.7	78	33.8
12:00:00	219	2.5	69	33.5
13:00:00	255	2.7	80	33.6
14:00:00	275	1.9	65	33.7
15:00:00	304	2.4	102	34.1
16:00:00	313	2.2	105	34.4
17:00:00	259	3.1	116	34.8
18:00:00	184	4.2	96	34.6
19:00:00	106	6.3	46	35.1
20:00:00	58	10.2	29	35.8
21:00:00	34	15.3	19	36.2
22:00:00	6	24.6	2	35.0
23:00:00	1	32.5	1	32.5
00:00:00	7	27.5	5	39.5
01:00:00	2	50.0	2	50.0
02:00:00	3	42.5	3	42.5
03:00:00	2	30.0	1	32.5
04:00:00	12	29.2	7	39.6
05:00:00	29	15.3	14	36.1
06:00:00	60	13.2	34	37.4
07:00:00	134	6.1	59	35.7
08:00:00	230	3.0	69	33.7
09:00:00	269	2.2	71	34.2
10:00:00	207	3.1	56	34.3
11:00:00	234	2.9	103	34.2
12:00:00	225	3.4	79	34.9
13:00:00	194	3.5	71	34.2
14:00:00	264	2.9	87	34.7
15:00:00	286	2.4	85	34.0
16:00:00	316	1.8	71	33.8
17:00:00	241	3.3	88	35.0
18:00:00	133	5.0	46	35.5
19:00:00	95	7.0	45	35.3
20:00:00	58	9.9	26	35.0
21:00:00	27	16.7	18	35.3
22:00:00	8	15.6	1	42.5
23:00:00	5	30.0	5	36.5
00:00:00	1	42.5	1	42.5
01:00:00	2	50.0	2	50.0
02:00:00	4	36.3	2	45.0

Starting Hour	Count	Average Speed of all Traffic	Violator Counts	Average Speed of Violators
03:00:00	4	33.8	4	33.8
04:00:00	10	24.8	7	38.2
05:00:00	16	26.3	10	39.0
06:00:00	35	14.0	21	38.2
07:00:00	147	4.0	48	34.1
08:00:00	242	2.9	71	34.0
09:00:00	206	2.7	58	34.0
10:00:00	185	3.2	52	33.8
11:00:00	235	2.9	61	34.3
12:00:00	188	3.7	58	34.9
13:00:00	189	3.3	58	34.0
14:00:00	213	3.1	59	34.4
15:00:00	209	3.1	71	34.2
16:00:00	268	2.9	72	34.6
17:00:00	228	2.7	72	33.8
18:00:00	144	4.9	54	35.1
19:00:00	88	6.6	38	35.0
20:00:00	39	13.7	14	36.1
21:00:00	8	27.2	4	35.0
22:00:00	5	27.0	2	40.0
23:00:00	2	30.0	1	37.5
00:00:00	1	42.5	1	42.5
01:00:00	0	N/A	N/A	N/A
02:00:00	3	39.2	3	39.2
03:00:00	1	27.5	0	0.0
04:00:00	9	22.8	6	37.5
05:00:00	26	18.9	15	37.8
06:00:00	38	14.5	22	37.3
07:00:00	136	4.7	44	35.5
08:00:00	227	2.8	65	34.0
09:00:00	306	2.0	85	33.6
10:00:00	223	2.5	65	33.6
11:00:00	227	2.9	54	34.4
12:00:00	240	2.5	73	33.9
13:00:00	231	2.9	89	34.4
14:00:00	213	3.0	65	34.0
15:00:00	252	3.4	87	34.7
16:00:00	252	2.4	65	33.7
17:00:00	238	2.5	81	33.9
18:00:00	152	4.7	73	34.5
19:00:00	91	6.0	32	35.0
20:00:00	51	10.0	17	35.4
21:00:00	30	13.9	14	35.7
22:00:00	13	27.5	7	36.8
23:00:00	6	30.0	3	34.2
00:00:00	5	19.5	4	33.8
01:00:00	2	45.0	2	45.0
02:00:00	6	30.4	5	37.5
03:00:00	1	27.5	0	0.0
04:00:00	10	32.5	10	40.0
05:00:00	13	23.8	8	33.8

Starting Hour	Count	Average Speed of all Traffic	Violator Counts	Average Speed of Violators
06:00:00	38	15.1	16	37.2
07:00:00	115	5.7	48	34.5
08:00:00	176	2.9	45	33.5
09:00:00	242	2.9	54	34.8
10:00:00	165	3.5	42	33.6
11:00:00	251	2.5	63	34.4
12:00:00	250	2.5	80	33.9
13:00:00	187	3.5	57	34.4
14:00:00	244	2.4	78	34.2
15:00:00	261	2.2	82	33.4
16:00:00	301	2.7	101	34.3
17:00:00	234	2.6	73	34.1
18:00:00	172	4.3	61	35.0
19:00:00	103	6.8	47	35.6
20:00:00	65	11.0	30	36.0
21:00:00	32	13.0	11	36.1
22:00:00	5	35.5	4	37.5
23:00:00	5	26.0	4	33.8
00:00:00	8	30.3	7	35.4
01:00:00	2	52.5	2	52.5
02:00:00	10	24.0	10	38.0
03:00:00	2	40.0	1	52.5
04:00:00	10	32.0	9	41.4
05:00:00	20	17.9	11	37.0
06:00:00	56	10.5	34	36.2
07:00:00	162	3.3	40	34.5
08:00:00	233	2.1	34	33.2
09:00:00	327	1.7	71	34.0
10:00:00	320	2.0	71	34.0
11:00:00	320	2.0	88	34.2
12:00:00	289	2.2	81	33.9
13:00:00	259	2.5	65	34.3
14:00:00	251	2.8	75	34.3
15:00:00	295	2.1	71	33.8
16:00:00	293	2.2	76	33.9
17:00:00	244	2.6	56	33.8
18:00:00	136	4.9	47	34.1
19:00:00	95	7.2	40	35.9
20:00:00	66	10.8	30	36.3
21:00:00	39	11.8	19	33.6
22:00:00	18	12.9	10	36.5
23:00:00	12	27.1	5	38.5
00:00:00	9	28.3	6	36.7
01:00:00	4	29.4	2	45.0
02:00:00	0	N/A	N/A	N/A
03:00:00	3	32.5	2	35.0
04:00:00	6	34.2	4	38.8
05:00:00	9	30.6	7	36.1
06:00:00	21	21.4	13	40.6
07:00:00	82	7.4	36	35.0
08:00:00	131	4.7	41	34.2

Starting Hour	Count	Average Speed of all Traffic	Violator Counts	Average Speed of Violators
09:00:00	203	3.5	72	34.6
10:00:00	249	2.5	74	33.9
11:00:00	281	1.9	75	33.1
12:00:00	230	2.6	64	33.8
13:00:00	227	2.8	73	33.6
14:00:00	232	2.7	54	34.3
15:00:00	270	2.5	88	34.3
16:00:00	229	2.8	73	33.8
17:00:00	194	3.4	65	34.7
18:00:00	156	4.9	69	35.8
19:00:00	100	6.5	48	35.1
20:00:00	66	8.6	35	35.1
21:00:00	50	8.3	23	34.5
22:00:00	27	15.3	13	35.2
23:00:00	14	16.1	5	33.5
00:00:00	8	20.9	6	34.2
01:00:00	2	27.5	0	0.0
02:00:00	0	N/A	N/A	N/A
03:00:00	3	23.3	3	35.8
04:00:00	1	42.5	1	42.5
05:00:00	3	35.8	2	40.0
06:00:00	18	21.8	12	38.3
07:00:00	56	13.5	23	39.5
08:00:00	95	6.7	34	34.6
09:00:00	154	3.9	46	34.3
10:00:00	218	3.1	70	33.8
11:00:00	284	2.3	80	33.6
12:00:00	243	2.4	73	33.5
13:00:00	243	2.4	72	33.9
14:00:00	249	2.4	83	33.6
15:00:00	266	2.4	77	33.5
16:00:00	242	3.0	101	34.3
17:00:00	235	2.9	88	34.5
18:00:00	158	4.2	76	34.4
19:00:00	113	5.6	51	35.0
20:00:00	65	9.7	27	36.6
21:00:00	24	16.3	14	35.0
22:00:00	17	24.6	6	40.0
23:00:00	7	22.5	3	34.2
00:00:00	7	18.2	1	32.5
01:00:00	3	47.5	3	47.5
02:00:00	5	38.5	5	38.5
03:00:00	0	N/A	N/A	N/A
04:00:00	10	22.3	5	36.5
05:00:00	7	29.3	6	35.8
06:00:00	23	14.7	8	37.5
07:00:00	60	9.3	22	35.2
08:00:00	103	5.8	37	34.8
09:00:00	178	3.8	68	34.3
10:00:00	361	1.7	77	33.6
11:00:00	289	2.2	78	34.0

Starting Hour	Count	Average Speed of all Traffic	Violator Counts	Average Speed of Violators
12:00:00	187	2.8	40	33.1
13:00:00	165	2.9	35	33.2
14:00:00	103	5.0	26	33.5
15:00:00	51	7.6	10	34.5
16:00:00	46	7.2	9	32.5
17:00:00	29	12.3	7	34.6
18:00:00	20	14.6	6	32.5
19:00:00	18	20.0	6	35.8
20:00:00	18	16.1	8	33.8
21:00:00	16	20.3	9	35.8
22:00:00	5	24.0	2	32.5
23:00:00	4	37.5	3	42.5
00:00:00	1	32.5	1	32.5
01:00:00	2	35.0	1	47.5
02:00:00	1	32.5	1	32.5
03:00:00	0	N/A	N/A	N/A
04:00:00	11	15.5	6	34.2
05:00:00	13	22.5	8	36.3
06:00:00	26	18.4	13	35.2
07:00:00	86	7.3	34	35.0
08:00:00	116	4.2	31	33.8
09:00:00	164	3.7	49	34.5
10:00:00	119	4.8	40	34.1
11:00:00	123	4.9	36	33.6
12:00:00	165	3.3	55	33.5
13:00:00	137	4.7	47	34.3
14:00:00	163	4.2	67	34.3
15:00:00	178	3.6	63	34.4
16:00:00	168	3.3	42	34.0
17:00:00	149	4.5	43	34.5
18:00:00	100	6.6	38	35.3
19:00:00	61	8.8	26	34.8
20:00:00	49	10.6	23	34.7
21:00:00	23	15.5	11	35.2
22:00:00	8	32.5	4	40.0
23:00:00	8	25.0	5	35.5
00:00:00	1	27.5	0	0.0
01:00:00	3	28.3	3	40.8
02:00:00	7	26.1	6	38.3
03:00:00	2	40.0	2	40.0
04:00:00	11	30.2	8	40.0
05:00:00	23	17.4	16	36.9
06:00:00	46	11.0	29	34.7
07:00:00	130	4.9	54	34.7
08:00:00	244	2.9	78	34.6
09:00:00	294	2.1	76	33.6
10:00:00	278	2.0	61	33.8
11:00:00	246	2.5	75	33.5
12:00:00	192	2.6	69	33.7
13:00:00	234	2.8	71	34.1
14:00:00	255	3.0	93	35.0

Starting Hour	Count	Average Speed of all Traffic	Violator Counts	Average Speed of Violators
15:00:00	235	2.9	70	34.3
16:00:00	276	2.4	98	34.0
17:00:00	233	2.5	64	33.9
18:00:00	128	5.6	49	34.2
19:00:00	86	8.1	36	35.8
20:00:00	40	11.4	17	35.4
21:00:00	24	19.3	12	35.8
22:00:00	4	35.0	3	37.5
23:00:00	10	23.3	8	34.4
00:00:00	4	37.5	3	40.8
01:00:00	1	57.5	1	57.5
02:00:00	5	40.5	5	40.5
03:00:00	2	47.5	2	47.5
04:00:00	9	30.6	6	38.3
05:00:00	12	23.3	8	36.9
06:00:00	68	10.1	39	37.0
07:00:00	169	4.1	74	34.3
08:00:00	238	2.8	64	34.1
09:00:00	264	2.7	86	34.1
10:00:00	219	2.8	75	33.6
11:00:00	272	2.3	75	33.6
12:00:00	243	2.7	90	34.4
13:00:00	223	2.9	69	33.9
14:00:00	204	3.0	68	34.3
15:00:00	232	2.6	83	34.1
16:00:00	263	2.8	80	34.9
17:00:00	108	5.1	33	34.0
18:00:00	97	6.6	37	34.5
19:00:00	62	10.8	34	36.2
20:00:00	51	10.2	22	35.2
21:00:00	34	13.5	21	36.3
22:00:00	15	24.2	7	38.2
23:00:00	6	18.8	6	36.7
00:00:00	3	37.5	3	37.5
01:00:00	2	50.0	2	50.0
02:00:00	4	42.5	4	42.5
03:00:00	4	32.5	2	37.5
04:00:00	6	37.5	4	43.8
05:00:00	12	22.7	4	37.5
06:00:00	47	13.4	26	36.7
07:00:00	156	3.9	59	33.9
08:00:00	225	3.1	75	34.6
09:00:00	297	2.5	82	34.0
10:00:00	338	1.6	94	33.1
11:00:00	288	2.2	77	33.8
12:00:00	225	2.8	81	33.7
13:00:00	247	2.6	71	33.9
14:00:00	266	2.4	93	34.0
15:00:00	268	2.5	78	34.1
16:00:00	279	2.3	76	33.8
17:00:00	178	3.5	64	34.4

Starting Hour	Count	Average Speed of all Traffic	Violator Counts	Average Speed of Violators
18:00:00	142	4.8	52	35.1
19:00:00	75	7.6	39	34.3
20:00:00	58	9.2	20	35.3
21:00:00	24	13.5	9	32.5
22:00:00	24	17.8	14	36.8
23:00:00	13	21.2	5	41.5
00:00:00	6	30.4	5	37.5
01:00:00	1	52.5	1	52.5
02:00:00	2	37.5	2	37.5
03:00:00	0	N/A	N/A	N/A
04:00:00	7	38.2	6	40.0
05:00:00	8	23.1	2	40.0
06:00:00	24	19.9	15	35.2
07:00:00	63	8.3	18	34.4
08:00:00	72	7.6	26	35.4
09:00:00	52	9.3	16	33.8
10:00:00	49	8.9	12	33.3
11:00:00	44	9.6	14	33.9
12:00:00	33	12.0	10	34.0
13:00:00	40	12.7	11	35.7
14:00:00	71	8.0	20	34.8
15:00:00	59	7.9	13	34.4
16:00:00	82	5.8	24	33.8
17:00:00	70	7.6	23	35.5
18:00:00	90	7.8	46	36.2
19:00:00	76	8.0	29	34.9
20:00:00	48	10.3	18	34.7
21:00:00	26	16.3	11	34.3
22:00:00	9	18.3	2	32.5
23:00:00	2	30.0	1	32.5
00:00:00	0	N/A	N/A	N/A
01:00:00	1	32.5	1	32.5
02:00:00	1	42.5	1	42.5
03:00:00	3	26.7	3	37.5
04:00:00	0	N/A	N/A	N/A
05:00:00	1	22.5	0	0.0
06:00:00	10	19.5	5	36.5
07:00:00	19	22.8	8	35.6
08:00:00	37	13.6	16	35.6
09:00:00	106	4.2	35	33.6
10:00:00	162	3.9	51	33.5
11:00:00	204	3.0	71	33.8
12:00:00	198	3.2	66	33.8
13:00:00	204	3.5	62	34.1
14:00:00	221	3.0	59	34.9
15:00:00	225	2.6	69	33.6
16:00:00	239	2.3	71	33.6
17:00:00	209	2.9	76	33.8
18:00:00	113	5.3	61	35.0
19:00:00	91	8.6	39	35.2
20:00:00	63	9.2	27	34.9

Starting Hour	Count	Average Speed of all Traffic	Violator Counts	Average Speed of Violators
21:00:00	35	16.7	21	37.7
22:00:00	8	23.8	5	33.5
23:00:00	3	34.2	2	37.5
00:00:00	5	31.5	3	34.2
01:00:00	3	32.5	2	37.5
02:00:00	4	38.8	4	38.8
03:00:00	2	42.5	2	42.5
04:00:00	11	28.9	5	42.5
05:00:00	15	14.8	9	36.9
06:00:00	50	13.7	21	37.0
07:00:00	149	4.9	52	34.9
08:00:00	246	2.6	80	33.9
09:00:00	237	2.9	76	34.6
10:00:00	235	3.1	87	34.6
11:00:00	247	3.3	89	34.5
12:00:00	222	3.2	81	35.1
13:00:00	171	3.5	69	34.0
14:00:00	168	4.0	63	33.9
15:00:00	163	4.2	56	34.4
16:00:00	149	4.5	57	34.6
17:00:00	190	3.5	67	34.6
18:00:00	114	5.5	56	35.2
19:00:00	64	8.3	32	35.2
20:00:00	53	12.5	25	36.3
21:00:00	29	17.8	18	35.6
22:00:00	14	25.7	8	39.4
23:00:00	7	26.1	6	37.5
00:00:00	0	N/A	N/A	N/A
01:00:00	4	38.8	3	45.8
02:00:00	5	29.0	4	41.3
03:00:00	1	42.5	1	42.5
04:00:00	8	25.6	4	42.5
05:00:00	15	24.2	10	37.0
06:00:00	54	12.0	37	36.6
07:00:00	144	4.0	60	33.8
08:00:00	231	2.6	66	33.8
09:00:00	260	2.5	75	34.0
10:00:00	230	2.9	71	33.9
11:00:00	209	2.5	63	34.5
12:00:00	210	2.9	70	33.8
13:00:00	205	3.5	70	35.0
14:00:00	247	2.8	92	34.1
15:00:00	218	3.0	73	34.2
16:00:00	214	3.2	57	34.7
17:00:00	59	8.8	18	35.3
18:00:00	60	9.1	31	34.3
19:00:00	53	10.0	22	35.2
20:00:00	40	11.1	13	34.0
21:00:00	18	10.6	8	34.4
22:00:00	10	18.5	3	34.2
23:00:00	2	30.0	1	32.5

Starting Hour	Count	Average Speed of all Traffic	Violator Counts	Average Speed of Violators
00:00:00	12	30.8	8	41.3
01:00:00	1	52.5	1	52.5
02:00:00	5	37.5	4	40.0
03:00:00	3	39.2	2	45.0
04:00:00	13	23.3	6	40.8
05:00:00	17	22.2	11	37.0
06:00:00	34	15.5	23	35.3
07:00:00	158	4.7	57	35.2
08:00:00	203	3.6	71	34.3
09:00:00	258	2.5	75	33.8
10:00:00	225	2.7	74	34.1
11:00:00	220	2.8	50	34.0
12:00:00	214	3.0	70	34.3
13:00:00	227	2.9	61	33.9
14:00:00	277	2.3	89	34.6
15:00:00	278	2.6	84	34.2
16:00:00	292	2.6	98	34.2
17:00:00	224	2.9	70	34.3
18:00:00	113	6.4	46	35.9
19:00:00	109	7.1	48	35.7
20:00:00	49	12.1	24	36.0
21:00:00	28	16.9	14	36.1
22:00:00	18	14.7	9	37.5
23:00:00	12	24.4	7	40.4
00:00:00	1	27.5	0	0.0
01:00:00	7	39.6	6	41.7
02:00:00	5	35.5	4	40.0
03:00:00	4	36.3	2	47.5
04:00:00	12	19.0	10	34.5
05:00:00	15	30.3	13	39.0
06:00:00	58	12.2	32	37.7
07:00:00	172	4.7	79	35.5
08:00:00	239	2.9	90	34.6
09:00:00	230	3.0	80	35.0
10:00:00	200	2.9	56	34.0
11:00:00	214	3.4	75	34.2
12:00:00	254	2.5	86	34.1
13:00:00	228	3.4	77	34.3
14:00:00	270	2.5	85	33.8
15:00:00	256	2.7	72	34.4
16:00:00	285	2.7	84	34.8
17:00:00	251	2.7	77	34.1
18:00:00	165	4.5	80	35.1
19:00:00	92	7.1	30	35.5
20:00:00	69	10.0	32	36.7
21:00:00	42	12.1	22	34.8
22:00:00	14	21.6	9	37.5
23:00:00	9	31.7	5	41.5
00:00:00	2	45.0	2	45.0
01:00:00	3	37.5	2	47.5
02:00:00	8	26.9	7	37.5

Starting Hour	Count	Average Speed of all Traffic	Violator Counts	Average Speed of Violators
03:00:00	5	33.5	3	39.2
04:00:00	12	28.1	7	41.1
05:00:00	19	18.0	14	38.6
06:00:00	47	11.4	25	35.7
07:00:00	143	5.1	49	35.6
08:00:00	220	2.8	61	33.9
09:00:00	281	2.2	69	33.8
10:00:00	300	2.2	89	33.9
11:00:00	300	1.9	63	33.6
12:00:00	248	2.5	70	33.5
13:00:00	268	2.2	75	34.0
14:00:00	255	2.8	91	34.9
15:00:00	292	2.3	79	34.4
16:00:00	284	2.4	94	34.3
17:00:00	208	3.5	72	34.2
18:00:00	167	4.3	65	35.3
19:00:00	105	6.0	47	34.5
20:00:00	52	12.2	23	36.8
21:00:00	36	13.0	13	35.2
22:00:00	20	13.6	10	34.0
23:00:00	14	30.4	9	41.4
00:00:00	9	30.0	5	38.5
01:00:00	3	42.5	2	50.0
02:00:00	1	37.5	1	37.5
03:00:00	1	27.5	0	0.0
04:00:00	7	29.6	3	39.2
05:00:00	6	32.5	5	34.5
06:00:00	30	17.5	18	35.3
07:00:00	80	6.7	31	35.6
08:00:00	120	5.9	47	34.9
09:00:00	150	3.5	53	33.6
10:00:00	250	2.6	80	33.9
11:00:00	215	3.1	70	33.7
12:00:00	234	3.5	65	35.0
13:00:00	176	4.0	54	34.8
14:00:00	194	3.1	66	33.6
15:00:00	205	3.1	78	34.4
16:00:00	181	3.7	72	34.2
17:00:00	175	3.4	36	34.2
18:00:00	118	4.0	17	33.4
19:00:00	74	7.6	29	35.1
20:00:00	43	12.4	20	34.3
21:00:00	29	12.1	9	33.6
22:00:00	20	23.3	11	37.5
23:00:00	3	25.8	1	32.5
00:00:00	9	26.4	6	36.7
01:00:00	3	34.2	2	40.0
02:00:00	0	N/A	N/A	N/A
03:00:00	1	22.5	0	0.0
04:00:00	1	37.5	1	37.5
05:00:00	0	N/A	N/A	N/A

Starting Hour	Count	Average Speed of all Traffic	Violator Counts	Average Speed of Violators
06:00:00	12	25.4	8	35.0
07:00:00	20	19.8	11	36.6
08:00:00	47	9.5	15	34.5
09:00:00	136	4.4	40	34.5
10:00:00	200	3.0	64	33.9
11:00:00	210	2.9	68	33.9
12:00:00	203	3.5	73	34.3
13:00:00	243	2.7	88	33.6
14:00:00	213	3.0	50	33.8
15:00:00	235	2.8	83	33.8
16:00:00	254	2.8	77	34.7
17:00:00	197	3.5	65	34.7
18:00:00	105	7.4	55	36.2
19:00:00	91	7.9	51	37.2
20:00:00	61	9.7	27	35.8
21:00:00	26	13.3	12	34.6
22:00:00	6	34.2	5	35.5
23:00:00	4	26.3	2	32.5
00:00:00	2	42.5	2	42.5
01:00:00	2	45.0	2	45.0
02:00:00	3	39.2	2	45.0
03:00:00	1	42.5	1	42.5
04:00:00	10	22.3	5	35.5
05:00:00	20	23.0	11	38.0
06:00:00	49	14.5	35	36.6
07:00:00	167	4.2	53	34.9
08:00:00	246	2.3	72	33.9
09:00:00	249	2.7	66	33.7
10:00:00	263	2.3	70	33.9
11:00:00	220	2.4	56	33.8
12:00:00	245	2.3	80	34.0
13:00:00	240	2.9	77	34.7
14:00:00	193	3.9	80	35.7
15:00:00	276	2.5	80	34.1
16:00:00	248	2.6	64	34.2
17:00:00	224	3.0	70	34.0
18:00:00	159	4.6	67	35.0
19:00:00	85	5.9	37	34.7
20:00:00	52	9.2	29	33.9
21:00:00	32	11.7	19	34.6
22:00:00	18	21.7	11	36.1
23:00:00	5	18.5	1	37.5
00:00:00	4	36.3	4	36.3
01:00:00	4	35.0	3	42.5
02:00:00	5	34.0	5	40.5
03:00:00	0	N/A	N/A	N/A
04:00:00	8	27.2	3	39.2
05:00:00	12	27.5	9	36.9
06:00:00	45	14.3	27	37.1
07:00:00	163	3.2	15	33.5
08:00:00	211	2.8	38	34.1

Starting Hour	Count	Average Speed of all Traffic	Violator Counts	Average Speed of Violators
09:00:00	262	2.3	72	33.5
10:00:00	208	2.8	65	33.9
11:00:00	260	2.6	93	34.0
12:00:00	213	2.6	72	33.8
13:00:00	220	2.4	63	33.5
14:00:00	267	2.7	81	34.6
15:00:00	263	2.5	79	34.1
16:00:00	314	2.2	100	33.8
17:00:00	260	2.7	72	34.1
18:00:00	161	5.2	80	36.1
19:00:00	114	6.4	55	34.6
20:00:00	62	9.8	34	35.1
21:00:00	35	12.0	18	33.3
22:00:00	15	20.3	4	37.5
23:00:00	6	30.4	3	42.5
00:00:00	7	28.2	6	39.2
01:00:00	1	57.5	1	57.5
02:00:00	3	34.2	3	34.2
03:00:00	4	28.8	1	32.5
04:00:00	18	21.0	11	38.9
05:00:00	14	24.8	7	37.5
06:00:00	38	13.9	23	36.0
07:00:00	154	4.0	53	34.3
08:00:00	225	2.9	78	34.0
09:00:00	315	2.2	101	33.4
10:00:00	253	2.2	74	33.3
11:00:00	273	2.1	62	33.1
12:00:00	236	2.9	75	34.4
13:00:00	238	2.5	78	34.6
14:00:00	257	2.5	79	34.0
15:00:00	258	2.7	71	34.0
16:00:00	315	2.4	80	34.3
17:00:00	247	2.2	64	33.7
18:00:00	156	4.0	67	34.2
19:00:00	120	4.6	45	34.5
20:00:00	41	10.6	18	36.1
21:00:00	54	10.0	19	35.7
22:00:00	30	17.5	11	37.5
23:00:00	16	25.2	15	37.5
00:00:00	7	27.1	4	40.0
01:00:00	3	39.2	2	45.0
02:00:00	7	31.4	5	40.5
03:00:00	4	38.8	3	42.5
04:00:00	12	25.0	9	38.6
05:00:00	28	19.2	21	39.4
06:00:00	57	9.6	33	36.4
07:00:00	174	4.1	57	35.5
08:00:00	236	3.0	67	34.1
09:00:00	279	2.2	68	34.0
10:00:00	268	2.5	71	34.0
11:00:00	238	2.6	76	33.5

Starting Hour	Count	Average Speed of all Traffic	Violator Counts	Average Speed of Violators
12:00:00	266	2.3	78	34.0
13:00:00	127	4.4	46	33.9
14:00:00	102	4.9	31	33.6
15:00:00	103	4.7	29	33.9
16:00:00	150	4.4	47	34.5
17:00:00	53	8.4	20	33.8
18:00:00	38	15.5	19	36.4
19:00:00	29	13.5	12	33.8
20:00:00	15	21.7	6	37.5
21:00:00	6	33.3	3	39.2
22:00:00	9	24.7	6	34.2
23:00:00	4	35.0	2	42.5
00:00:00	3	35.8	3	35.8
01:00:00	3	37.5	2	42.5
02:00:00	5	39.5	4	42.5
03:00:00	2	30.0	1	37.5
04:00:00	4	25.6	2	37.5
05:00:00	8	20.3	4	37.5
06:00:00	32	15.8	14	37.1
07:00:00	78	7.8	30	35.3
08:00:00	143	4.0	35	33.8
09:00:00	164	4.1	56	34.1
10:00:00	203	2.5	34	33.4
11:00:00	163	3.5	42	34.2
12:00:00	175	3.2	55	33.7
13:00:00	209	3.7	52	34.6
14:00:00	185	3.5	50	34.8
15:00:00	164	3.8	43	33.9
16:00:00	102	4.5	19	34.6
17:00:00	91	5.4	21	34.2
18:00:00	109	5.8	37	35.2
19:00:00	67	6.9	25	34.1
20:00:00	42	12.1	17	35.4
21:00:00	21	14.2	6	32.5
22:00:00	9	20.6	4	36.3
23:00:00	4	32.5	2	37.5
00:00:00	3	32.5	1	42.5
01:00:00	2	32.5	1	37.5
02:00:00	0	N/A	N/A	N/A
03:00:00	0	N/A	N/A	N/A
04:00:00	3	39.2	2	45.0
05:00:00	5	18.5	3	34.2
06:00:00	17	22.9	7	37.5
07:00:00	42	10.8	19	33.8
08:00:00	94	6.5	43	33.9
09:00:00	211	3.0	59	34.2
10:00:00	256	2.1	87	33.6
11:00:00	228	2.7	44	34.0
12:00:00	231	2.4	69	33.4
13:00:00	252	2.2	70	33.6
14:00:00	217	2.7	53	33.3

Starting Hour	Count	Average Speed of all Traffic	Violator Counts	Average Speed of Violators
15:00:00	206	2.8	71	33.5
16:00:00	187	3.5	67	34.1
17:00:00	165	3.5	45	34.3
18:00:00	134	5.1	53	34.2
19:00:00	111	5.6	43	34.7
20:00:00	58	9.2	26	34.4
21:00:00	62	7.9	31	34.0
22:00:00	30	17.8	14	35.7
23:00:00	13	26.7	6	37.5
00:00:00	5	33.0	5	39.5
01:00:00	3	35.8	2	40.0
02:00:00	1	37.5	1	37.5
03:00:00	3	26.7	3	40.8
04:00:00	1	37.5	1	37.5
05:00:00	3	37.5	2	42.5
06:00:00	17	25.1	11	36.1
07:00:00	34	13.4	15	36.5
08:00:00	79	7.9	31	35.4
09:00:00	149	4.2	48	34.1
10:00:00	280	2.4	85	33.9
11:00:00	290	2.5	83	33.8
12:00:00	244	2.7	64	34.1
13:00:00	259	2.5	77	34.2
14:00:00	263	2.1	67	33.5
15:00:00	251	2.7	66	34.1
16:00:00	316	2.2	99	34.1
17:00:00	262	3.1	112	34.9
18:00:00	183	4.1	87	35.0
19:00:00	85	6.1	35	34.1
20:00:00	34	11.5	13	35.2
21:00:00	19	9.6	2	32.5
22:00:00	1	32.5	1	32.5
23:00:00	1	32.5	1	32.5
00:00:00	3	35.8	3	35.8
01:00:00	0	N/A	N/A	N/A
02:00:00	2	45.0	2	45.0
03:00:00	3	37.5	2	42.5
04:00:00	6	27.1	4	35.0
05:00:00	12	27.3	8	38.8
06:00:00	45	12.7	25	36.3
07:00:00	135	5.6	69	36.3
08:00:00	232	2.5	55	34.0
09:00:00	280	2.2	71	33.4
10:00:00	260	2.6	79	34.3
11:00:00	304	2.3	72	34.2
12:00:00	257	2.4	74	33.7
13:00:00	233	3.1	84	34.3
14:00:00	257	2.5	66	33.9
15:00:00	290	2.4	78	33.9
16:00:00	328	2.1	107	34.2
17:00:00	234	2.9	64	34.1

Starting Hour	Count	Average Speed of all Traffic	Violator Counts	Average Speed of Violators
18:00:00	117	6.2	38	36.2
19:00:00	95	6.9	44	35.5
20:00:00	52	11.0	24	35.2
21:00:00	49	9.6	19	34.9
22:00:00	31	13.5	10	35.0
23:00:00	11	23.2	5	34.5
00:00:00	2	30.0	1	37.5
01:00:00	9	25.6	7	41.1
02:00:00	9	25.6	8	39.4
03:00:00	3	34.2	2	37.5
04:00:00	12	21.3	6	38.3
05:00:00	9	31.4	5	36.5
06:00:00	50	13.6	30	37.2
07:00:00	161	3.5	57	34.3
08:00:00	225	3.4	55	34.7
09:00:00	252	2.4	64	33.8
10:00:00	289	2.0	89	34.0
11:00:00	201	2.8	55	33.7
12:00:00	202	3.1	78	34.0
13:00:00	184	3.5	67	34.2
14:00:00	231	2.7	82	34.0
15:00:00	248	3.0	64	34.5
16:00:00	196	3.3	58	34.1
17:00:00	125	4.5	40	33.9
18:00:00	85	6.6	32	35.3
19:00:00	86	6.9	29	34.2
20:00:00	38	13.6	16	35.3
21:00:00	34	14.1	16	35.6
22:00:00	13	17.5	11	34.3
23:00:00	9	21.1	6	35.0
00:00:00	2	18.8	2	37.5
01:00:00	2	45.0	2	45.0
02:00:00	7	36.4	7	41.8
03:00:00	2	32.5	1	37.5
04:00:00	8	38.1	7	39.6
05:00:00	14	20.4	10	38.0
06:00:00	29	17.4	17	35.4
07:00:00	122	4.4	43	33.8
08:00:00	190	3.8	50	35.6
09:00:00	225	2.1	26	34.0
10:00:00	154	3.4	28	33.6
11:00:00	232	2.7	65	34.0
12:00:00	214	2.5	63	33.2
13:00:00	249	2.4	73	33.9
14:00:00	235	2.7	63	33.6
15:00:00	259	2.6	82	34.4
16:00:00	291	2.5	86	34.2
17:00:00	233	2.5	82	33.6
18:00:00	122	5.5	56	35.4
19:00:00	93	6.0	38	34.2
20:00:00	54	12.2	24	37.1

Starting Hour	Count	Average Speed of all Traffic	Violator Counts	Average Speed of Violators
21:00:00	38	12.8	10	39.0
22:00:00	20	18.3	11	34.8
23:00:00	11	15.9	4	36.3
00:00:00	1	27.5	0	0.0
01:00:00	2	42.5	2	42.5
02:00:00	5	38.5	5	38.5
03:00:00	2	32.5	1	37.5
04:00:00	5	19.5	3	35.8
05:00:00	17	23.7	13	39.4
06:00:00	55	11.0	31	35.1
07:00:00	170	3.8	46	34.8
08:00:00	209	2.9	55	34.2
09:00:00	269	2.4	65	33.5
10:00:00	265	2.6	73	33.9
11:00:00	274	2.3	72	33.8
12:00:00	262	2.5	77	33.5
13:00:00	259	2.5	78	34.0
14:00:00	254	2.4	73	33.7
15:00:00	277	2.5	88	34.5
16:00:00	332	2.0	106	34.2
17:00:00	266	2.5	92	34.1
18:00:00	186	3.2	55	34.7
19:00:00	95	5.6	43	34.1
20:00:00	65	8.3	32	34.7
21:00:00	60	9.7	24	35.8
22:00:00	29	20.3	16	38.8
23:00:00	11	24.8	5	36.5
00:00:00	8	30.6	3	39.2
01:00:00	2	45.0	2	45.0
02:00:00	6	32.9	6	38.3
03:00:00	4	25.6	3	37.5
04:00:00	13	29.4	8	40.0
05:00:00	24	19.9	17	39.3
06:00:00	54	13.9	28	37.5
07:00:00	177	3.4	50	34.3
08:00:00	246	2.4	59	34.2
09:00:00	341	1.9	89	33.7
10:00:00	339	1.7	66	33.9
11:00:00	285	2.1	61	33.7
12:00:00	306	2.1	101	33.8
13:00:00	273	2.5	93	34.4
14:00:00	256	2.6	70	34.4
15:00:00	298	2.3	73	34.0
16:00:00	336	2.0	94	33.9
17:00:00	252	2.4	88	34.0
18:00:00	177	3.8	61	34.5
19:00:00	93	6.5	46	35.1
20:00:00	66	11.7	33	36.3
21:00:00	61	8.6	18	35.3
22:00:00	30	13.8	14	34.6
23:00:00	16	16.9	12	34.2

Starting Hour	Count	Average Speed of all Traffic	Violator Counts	Average Speed of Violators
00:00:00	5	26.0	4	33.8
01:00:00	8	20.3	5	35.5
02:00:00	3	45.8	3	45.8
03:00:00	5	30.5	2	37.5
04:00:00	8	30.0	8	38.8
05:00:00	6	31.7	4	36.3
06:00:00	33	14.6	20	36.3
07:00:00	77	7.8	40	34.9
08:00:00	130	4.4	63	34.7
09:00:00	192	3.1	67	34.1
10:00:00	278	2.1	72	33.5
11:00:00	277	2.1	60	34.3
12:00:00	273	2.4	56	33.8
13:00:00	241	2.7	71	33.8
14:00:00	213	3.1	57	34.2
15:00:00	268	2.8	81	34.7
16:00:00	247	2.4	81	33.6
17:00:00	259	2.7	105	34.2
18:00:00	203	3.2	87	34.3
19:00:00	173	4.2	80	34.7
20:00:00	99	7.2	42	36.7
21:00:00	65	10.5	23	35.5
22:00:00	44	11.5	26	35.0
23:00:00	24	16.9	9	37.5
00:00:00	12	21.7	8	35.6
01:00:00	9	25.3	3	40.8
02:00:00	2	35.0	1	42.5
03:00:00	3	37.5	2	42.5
04:00:00	2	45.0	2	45.0
05:00:00	2	45.0	2	45.0
06:00:00	21	20.8	16	35.9
07:00:00	41	12.9	19	36.2
08:00:00	83	5.9	26	34.8
09:00:00	180	3.1	48	33.8
10:00:00	256	2.3	60	33.4
11:00:00	276	1.9	76	33.0
12:00:00	281	2.3	87	34.1
13:00:00	228	2.5	47	33.5
14:00:00	231	2.8	56	33.9
15:00:00	256	2.5	79	33.5
16:00:00	290	1.9	83	33.3
17:00:00	353	2.0	112	34.0
18:00:00	310	2.2	130	34.7
19:00:00	212	3.5	91	35.5
20:00:00	124	5.9	71	36.4
21:00:00	67	8.1	30	34.5
22:00:00	38	14.1	13	37.5
23:00:00	6	34.2	3	42.5
00:00:00	5	33.5	4	35.0
01:00:00	8	29.7	3	44.2
02:00:00	4	30.6	4	40.0

Starting Hour	Count	Average Speed of all Traffic	Violator Counts	Average Speed of Violators
03:00:00	1	37.5	1	37.5
04:00:00	12	23.1	4	37.5
05:00:00	8	26.9	5	37.5
06:00:00	31	15.3	15	37.8
07:00:00	79	6.8	26	34.2
08:00:00	111	6.4	36	35.6
09:00:00	210	2.6	67	33.6
10:00:00	344	1.7	87	33.3
11:00:00	369	1.5	76	33.1
12:00:00	329	2.0	88	33.8
13:00:00	274	2.5	71	34.2
14:00:00	326	1.7	110	33.4
15:00:00	312	2.0	83	33.8
16:00:00	300	2.0	86	33.6
17:00:00	343	2.1	123	34.4
18:00:00	326	2.7	158	34.9
19:00:00	244	3.2	104	34.5
20:00:00	121	5.3	55	35.0
21:00:00	87	6.6	44	34.8
22:00:00	24	14.1	13	35.6
23:00:00	13	23.5	12	36.7
00:00:00	6	28.8	4	37.5
01:00:00	2	42.5	2	42.5
02:00:00	5	38.5	4	41.3
03:00:00	2	45.0	2	45.0
04:00:00	10	23.8	6	40.0
05:00:00	25	22.2	16	39.1
06:00:00	52	14.2	23	38.8
07:00:00	142	5.4	54	36.4
08:00:00	201	3.4	77	34.5
09:00:00	240	2.6	70	34.2
10:00:00	295	2.3	80	33.6
11:00:00	279	2.9	86	34.5
12:00:00	272	2.2	72	34.0
13:00:00	264	2.3	82	34.0
14:00:00	295	2.2	81	33.9
15:00:00	310	2.0	100	33.9
16:00:00	341	2.1	133	34.3
17:00:00	311	2.5	102	34.6
18:00:00	319	2.4	135	34.7
19:00:00	235	3.1	85	34.5
20:00:00	114	4.9	48	33.5
21:00:00	82	7.0	31	34.0
22:00:00	24	17.2	10	36.0
23:00:00	10	29.5	8	38.8
00:00:00	4	38.8	4	38.8
01:00:00	4	46.3	4	46.3
02:00:00	4	38.8	4	38.8
03:00:00	1	22.5	0	0.0
04:00:00	11	21.6	8	36.9
05:00:00	24	23.4	17	38.7

Starting Hour	Count	Average Speed of all Traffic	Violator Counts	Average Speed of Violators
06:00:00	65	9.2	35	34.8
07:00:00	154	4.6	64	35.0
08:00:00	214	3.0	68	34.6
09:00:00	273	2.3	61	33.5
10:00:00	270	2.3	64	33.4
11:00:00	321	2.1	84	33.6
12:00:00	283	2.5	72	33.8
13:00:00	301	2.1	90	33.9
14:00:00	312	2.0	87	33.8
15:00:00	324	2.3	98	34.5
16:00:00	367	1.9	102	34.2
17:00:00	356	2.0	118	34.4
18:00:00	297	2.1	101	34.6
19:00:00	241	3.1	101	34.6
20:00:00	86	7.4	42	35.7
21:00:00	54	9.6	24	34.8
22:00:00	39	13.5	25	34.7
23:00:00	16	23.8	9	36.9
00:00:00	7	29.3	4	38.8
01:00:00	6	33.8	4	43.8
02:00:00	7	21.4	7	36.8
03:00:00	2	30.0	1	32.5
04:00:00	17	24.9	8	39.4
05:00:00	19	23.0	12	37.9
06:00:00	53	12.7	24	36.5
07:00:00	162	3.7	65	34.6
08:00:00	207	3.1	69	34.5
09:00:00	298	2.2	68	33.7
10:00:00	334	1.7	69	33.4
11:00:00	341	1.9	87	33.8
12:00:00	314	2.1	78	33.5
13:00:00	291	2.3	69	34.1
14:00:00	298	2.0	94	33.8
15:00:00	359	2.1	128	34.0
16:00:00	332	1.9	89	33.7
17:00:00	308	2.3	80	34.2
18:00:00	309	2.3	106	34.5
19:00:00	209	3.3	65	34.3
20:00:00	106	5.4	39	34.9
21:00:00	54	10.2	30	34.7
22:00:00	30	14.8	15	35.2
23:00:00	12	19.8	6	39.2
00:00:00	9	29.4	6	36.7
01:00:00	7	35.4	5	38.5
02:00:00	5	39.5	4	42.5
03:00:00	4	37.5	3	40.8
04:00:00	14	28.2	6	40.8
05:00:00	20	20.1	16	38.4
06:00:00	53	10.4	27	36.0
07:00:00	146	4.6	57	34.7
08:00:00	221	3.5	72	34.9

Starting Hour	Count	Average Speed of all Traffic	Violator Counts	Average Speed of Violators
09:00:00	304	2.0	84	33.6
10:00:00	389	1.5	103	33.2
11:00:00	297	2.0	55	33.1
12:00:00	407	1.6	101	33.6
13:00:00	311	1.8	97	33.6
14:00:00	321	1.9	85	33.9
15:00:00	319	1.8	82	33.5
16:00:00	316	2.1	91	33.8
17:00:00	299	2.3	94	34.3
18:00:00	259	2.5	88	34.1
19:00:00	177	3.8	78	34.8
20:00:00	76	7.7	35	34.5
21:00:00	58	8.8	21	35.1
22:00:00	33	15.9	18	36.7
23:00:00	17	20.1	9	34.7
00:00:00	11	23.2	6	34.2
01:00:00	12	24.8	8	36.9
02:00:00	6	30.4	5	39.5
03:00:00	6	32.9	5	42.5
04:00:00	10	25.5	7	34.6
05:00:00	7	31.8	3	40.8
06:00:00	28	21.8	19	39.1
07:00:00	92	7.1	40	35.8
08:00:00	136	6.1	73	35.0
09:00:00	210	2.9	74	34.1
10:00:00	303	2.1	88	33.6
11:00:00	321	1.9	70	33.4
12:00:00	286	2.5	70	33.9
13:00:00	212	2.5	67	33.5
14:00:00	242	2.6	71	33.4
15:00:00	262	2.4	66	33.4
16:00:00	241	2.5	70	33.5
17:00:00	247	3.2	80	34.8
18:00:00	239	2.7	94	34.4
19:00:00	160	3.9	77	33.9
20:00:00	94	5.4	42	34.5
21:00:00	71	10.3	30	36.5
22:00:00	44	11.6	19	35.4
23:00:00	12	20.8	6	35.8
00:00:00	13	28.1	10	40.0
01:00:00	3	35.8	2	40.0
02:00:00	3	30.8	2	32.5
03:00:00	2	30.0	1	37.5
04:00:00	2	32.5	1	37.5
05:00:00	6	30.8	3	35.8
06:00:00	20	23.5	13	37.1
07:00:00	50	11.3	31	35.9
08:00:00	108	5.9	31	34.8
09:00:00	191	3.5	62	34.4
10:00:00	259	2.4	63	33.4
11:00:00	312	1.7	79	33.6

Starting Hour	Count	Average Speed of all Traffic	Violator Counts	Average Speed of Violators
12:00:00	347	1.9	87	33.9
13:00:00	263	2.3	63	34.2
14:00:00	281	2.3	68	33.9
15:00:00	262	2.4	79	33.8
16:00:00	267	2.2	79	33.7
17:00:00	210	3.0	74	34.3
18:00:00	207	3.9	89	35.5
19:00:00	97	7.8	47	35.8
20:00:00	88	8.0	36	35.4
21:00:00	46	14.2	25	35.7
22:00:00	16	21.9	13	35.2
23:00:00	10	32.8	6	40.8
00:00:00	4	41.3	3	45.8
01:00:00	4	38.8	3	42.5
02:00:00	8	29.7	5	36.5
03:00:00	3	21.7	1	42.5
04:00:00	7	23.9	4	37.5
05:00:00	21	15.5	14	36.1
06:00:00	52	10.3	23	36.4
07:00:00	156	4.5	68	34.0
08:00:00	226	2.8	69	34.5
09:00:00	248	2.4	68	34.0
10:00:00	259	2.5	74	34.1
11:00:00	271	2.0	70	33.5
12:00:00	249	2.7	70	34.1
13:00:00	232	2.7	69	34.2
14:00:00	255	2.6	82	34.4
15:00:00	251	2.9	78	33.9
16:00:00	296	2.5	119	34.8
17:00:00	257	2.8	90	34.2
18:00:00	145	4.3	50	34.0
19:00:00	94	5.7	37	34.5
20:00:00	53	11.3	34	35.1
21:00:00	59	10.5	29	35.3
22:00:00	16	18.8	6	35.0
23:00:00	14	30.2	11	42.5
00:00:00	1	32.5	1	32.5
01:00:00	3	42.5	3	42.5
02:00:00	5	40.5	5	40.5
03:00:00	2	37.5	2	37.5
04:00:00	13	26.2	7	38.2
05:00:00	17	21.2	12	40.4
06:00:00	64	10.5	40	36.6
07:00:00	167	3.8	61	34.7
08:00:00	234	2.4	59	33.9
09:00:00	245	2.3	63	33.8
10:00:00	246	2.7	65	33.9
11:00:00	281	2.6	86	34.1
12:00:00	266	2.5	71	34.0
13:00:00	226	3.0	79	34.6
14:00:00	224	2.8	55	34.0

Starting Hour	Count	Average Speed of all Traffic	Violator Counts	Average Speed of Violators
15:00:00	286	2.2	82	34.0
16:00:00	317	2.2	95	33.7
17:00:00	255	2.5	97	34.2
18:00:00	189	3.8	44	34.2
19:00:00	136	4.4	37	34.5
20:00:00	89	5.5	20	34.0
21:00:00	52	8.9	21	35.1
22:00:00	29	16.5	16	36.3
23:00:00	17	20.4	8	35.6
00:00:00	2	37.5	1	47.5
01:00:00	6	38.3	5	40.5
02:00:00	5	33.0	5	40.5
03:00:00	3	37.5	2	42.5
04:00:00	9	22.8	5	37.5
05:00:00	29	16.0	18	36.9
06:00:00	54	12.3	35	36.9
07:00:00	166	3.8	67	35.2
08:00:00	238	2.6	76	33.9
09:00:00	257	2.6	73	34.2
10:00:00	278	2.3	90	33.6
11:00:00	260	2.3	77	34.3
12:00:00	273	2.4	67	34.1
13:00:00	232	2.8	59	33.9
14:00:00	252	2.5	64	34.1
15:00:00	277	2.6	90	34.4
16:00:00	299	2.1	103	34.1
17:00:00	262	3.0	85	34.6
18:00:00	169	4.5	63	35.1
19:00:00	92	6.1	50	34.3
20:00:00	70	7.1	32	34.2
21:00:00	53	10.0	28	35.5
22:00:00	33	13.1	18	35.6
23:00:00	20	20.1	6	38.3
00:00:00	10	25.5	7	34.6
01:00:00	2	42.5	2	42.5
02:00:00	5	23.5	5	38.5
03:00:00	5	37.5	3	44.2
04:00:00	15	24.3	11	38.4
05:00:00	17	24.9	13	36.3
06:00:00	69	9.7	40	36.1
07:00:00	166	4.4	61	35.2
08:00:00	216	3.1	63	34.2
09:00:00	282	2.3	69	34.2
10:00:00	298	2.4	80	33.9
11:00:00	271	2.0	69	33.4
12:00:00	264	2.5	86	34.5
13:00:00	249	2.6	76	34.1
14:00:00	252	2.5	74	34.1
15:00:00	214	2.5	60	34.8
16:00:00	0	N/A	N/A	N/A
17:00:00	0	N/A	N/A	N/A

Starting Hour	Count	Average Speed of all Traffic	Violator Counts	Average Speed of Violators
18:00:00	0	N/A	N/A	N/A
19:00:00	0	N/A	N/A	N/A
20:00:00	0	N/A	N/A	N/A
21:00:00	0	N/A	N/A	N/A
22:00:00	0	N/A	N/A	N/A
23:00:00	0	N/A	N/A	N/A
00:00:00	0	N/A	N/A	N/A
01:00:00	0	N/A	N/A	N/A
02:00:00	0	N/A	N/A	N/A
03:00:00	0	N/A	N/A	N/A
04:00:00	0	N/A	N/A	N/A
05:00:00	0	N/A	N/A	N/A
06:00:00	0	N/A	N/A	N/A
07:00:00	0	N/A	N/A	N/A
08:00:00	104	1.1	12	32.5
09:00:00	354	1.7	73	33.2
10:00:00	348	1.7	69	33.5
11:00:00	337	2.1	77	33.9
12:00:00	332	2.0	107	33.9
13:00:00	281	2.1	73	34.3
14:00:00	278	2.5	85	33.7
15:00:00	329	2.1	94	33.6
16:00:00	336	1.7	99	33.7
17:00:00	266	2.9	62	34.5
18:00:00	149	3.3	51	34.2
19:00:00	110	5.2	58	34.7
20:00:00	81	7.9	39	34.8
21:00:00	54	11.7	24	36.3
22:00:00	30	13.9	11	36.6
23:00:00	27	22.8	15	38.8
00:00:00	9	26.4	4	38.8
01:00:00	6	33.8	5	41.5
02:00:00	7	38.9	5	44.5
03:00:00	3	30.8	1	42.5
04:00:00	13	17.9	3	45.8
05:00:00	13	22.3	11	37.5
06:00:00	24	12.5	9	35.3
07:00:00	81	6.7	46	34.1
08:00:00	130	5.0	53	34.6
09:00:00	261	2.1	59	33.5
10:00:00	291	1.8	80	32.9
11:00:00	289	1.8	61	33.5
12:00:00	220	3.0	77	34.2
13:00:00	213	3.3	63	33.8
14:00:00	235	3.1	74	34.6
15:00:00	214	2.9	68	34.1
16:00:00	237	2.6	94	33.7
17:00:00	279	2.4	126	34.3
18:00:00	195	4.0	83	35.2
19:00:00	131	4.5	50	35.2
20:00:00	82	8.3	36	34.7

Starting Hour	Count	Average Speed of all Traffic	Violator Counts	Average Speed of Violators
21:00:00	78	7.5	41	34.7
22:00:00	46	12.2	18	34.7
23:00:00	29	16.1	16	35.6
00:00:00	17	22.4	9	36.4
01:00:00	5	20.5	5	35.5
02:00:00	1	37.5	1	37.5
03:00:00	4	28.8	1	37.5
04:00:00	2	32.5	1	37.5
05:00:00	9	27.2	8	42.5
06:00:00	18	31.0	13	39.0
07:00:00	54	13.0	31	35.9
08:00:00	113	4.3	31	34.4
09:00:00	202	2.8	63	33.8
10:00:00	255	2.0	74	33.4
11:00:00	297	2.0	79	33.0
12:00:00	255	2.5	89	33.6
13:00:00	231	3.2	65	34.3
14:00:00	261	2.4	67	33.5
15:00:00	219	2.5	75	33.5
16:00:00	268	2.5	99	33.7
17:00:00	268	2.5	96	34.2
18:00:00	224	2.9	86	34.1
19:00:00	165	4.0	69	34.7
20:00:00	97	7.5	49	36.5
21:00:00	60	11.2	32	36.9
22:00:00	19	14.3	4	38.8
23:00:00	12	26.9	10	37.0
00:00:00	4	35.0	3	37.5
01:00:00	2	37.5	2	37.5
02:00:00	6	33.3	4	40.0
03:00:00	2	35.0	1	42.5
04:00:00	7	25.7	4	33.8
05:00:00	20	12.8	8	36.9
06:00:00	69	9.4	35	35.9
07:00:00	159	4.4	64	34.8
08:00:00	270	2.5	74	34.1
09:00:00	294	2.1	68	33.6
10:00:00	337	1.8	88	33.8
11:00:00	268	2.4	95	33.7
12:00:00	320	2.0	100	34.0
13:00:00	267	2.7	87	34.7
14:00:00	251	2.8	77	35.0
15:00:00	347	1.8	81	33.7
16:00:00	323	1.8	97	33.7
17:00:00	258	2.8	74	34.7
18:00:00	156	3.7	45	35.1
19:00:00	101	5.7	41	34.6
20:00:00	54	7.4	24	33.5
21:00:00	45	8.1	21	33.2
22:00:00	20	15.3	11	35.7
23:00:00	11	33.2	8	39.4

Starting Hour	Count	Average Speed of all Traffic	Violator Counts	Average Speed of Violators
00:00:00	2	37.5	2	37.5
01:00:00	4	36.3	3	39.2
02:00:00	7	31.4	7	38.2
03:00:00	4	21.9	1	37.5
04:00:00	9	25.3	4	38.8
05:00:00	15	27.0	8	40.6
06:00:00	58	13.1	35	37.2
07:00:00	161	4.3	54	34.7
08:00:00	223	2.9	59	34.1
09:00:00	265	2.2	80	34.0
10:00:00	285	1.9	82	33.6
11:00:00	266	2.3	67	33.6
12:00:00	257	2.7	83	34.2
13:00:00	235	2.8	71	34.4
14:00:00	271	2.4	91	34.2
15:00:00	304	2.5	101	34.5
16:00:00	330	2.1	112	34.1
17:00:00	278	2.4	78	33.7
18:00:00	178	3.7	70	34.6
19:00:00	116	5.4	42	35.4
20:00:00	86	6.4	34	35.3
21:00:00	33	11.7	18	33.6
22:00:00	30	14.7	18	35.8
23:00:00	17	21.3	13	34.8
00:00:00	5	28.0	2	45.0
01:00:00	3	34.2	2	37.5
02:00:00	7	27.5	7	38.9
03:00:00	3	35.8	2	40.0
04:00:00	18	19.2	12	36.7
05:00:00	23	15.3	12	35.8
06:00:00	56	11.0	24	36.7
07:00:00	164	4.2	57	35.5
08:00:00	241	2.6	81	34.0
09:00:00	281	2.0	81	33.5
10:00:00	313	2.0	101	34.0
11:00:00	250	2.3	78	33.5
12:00:00	254	2.7	80	34.2
13:00:00	263	2.4	72	33.5
14:00:00	263	3.2	93	34.6
15:00:00	288	2.8	101	34.2
16:00:00	310	2.3	97	34.1
17:00:00	235	2.9	89	34.4
18:00:00	198	4.0	91	34.8
19:00:00	126	5.0	54	34.7
20:00:00	67	8.5	30	34.8
21:00:00	61	8.3	25	34.3
22:00:00	33	17.6	17	36.0
23:00:00	15	19.8	10	36.0
00:00:00	4	31.3	3	32.5
01:00:00	0	N/A	N/A	N/A
02:00:00	4	30.6	4	40.0

Starting Hour	Count	Average Speed of all Traffic	Violator Counts	Average Speed of Violators
03:00:00	1	27.5	0	0.0
04:00:00	10	28.0	8	36.3
05:00:00	5	31.5	2	40.0
06:00:00	26	16.2	13	34.8
07:00:00	82	6.9	26	34.2
08:00:00	129	4.1	48	33.9
09:00:00	167	3.1	45	33.7
10:00:00	250	2.4	60	33.8
11:00:00	275	2.2	72	33.8
12:00:00	266	2.7	78	34.6
13:00:00	273	2.5	96	34.4
14:00:00	257	2.6	87	34.3
15:00:00	277	2.4	94	34.3
16:00:00	308	2.2	93	34.1
17:00:00	265	2.3	82	34.2
18:00:00	182	4.2	73	35.2
19:00:00	117	6.6	51	35.0
20:00:00	62	8.2	26	34.2
21:00:00	51	9.3	26	36.7
22:00:00	29	15.7	12	36.7
23:00:00	11	26.6	8	36.3
00:00:00	3	35.8	3	35.8
01:00:00	1	37.5	1	37.5
02:00:00	6	40.0	5	42.5
03:00:00	1	37.5	1	37.5
04:00:00	17	22.5	9	38.1
05:00:00	19	16.3	12	36.3
06:00:00	57	10.0	32	36.6
07:00:00	155	4.9	56	35.3
08:00:00	227	3.1	56	34.7
09:00:00	367	1.6	97	33.9
10:00:00	366	1.9	88	33.8
11:00:00	389	1.5	100	33.3
12:00:00	310	2.1	84	33.6
13:00:00	313	2.2	91	33.9
14:00:00	293	2.4	65	34.2
15:00:00	273	2.3	83	34.4
16:00:00	196	2.8	56	33.7
17:00:00	118	4.6	30	34.7
18:00:00	54	8.8	24	33.5
19:00:00	54	9.0	15	35.2
20:00:00	22	15.7	7	35.4
21:00:00	14	20.7	5	33.5
22:00:00	15	20.2	8	36.9
23:00:00	19	20.8	13	35.6
00:00:00	8	29.1	4	37.5
01:00:00	2	40.0	1	57.5
02:00:00	4	37.5	4	37.5
03:00:00	1	42.5	1	42.5
04:00:00	9	28.3	5	36.5
05:00:00	5	30.5	2	37.5

Starting Hour	Count	Average Speed of all Traffic	Violator Counts	Average Speed of Violators
06:00:00	25	15.2	13	34.8
07:00:00	53	10.1	19	35.7
08:00:00	127	4.1	47	33.9
09:00:00	226	3.2	71	34.3
10:00:00	307	1.7	79	33.1
11:00:00	276	2.1	80	33.9
12:00:00	261	2.6	69	34.3
13:00:00	219	2.8	66	33.4
14:00:00	226	2.8	64	34.0
15:00:00	187	3.1	53	33.4
16:00:00	229	2.8	76	34.3
17:00:00	232	2.6	85	33.8
18:00:00	196	3.6	83	34.5
19:00:00	157	4.9	59	35.4
20:00:00	87	7.0	40	35.1
21:00:00	52	11.2	23	35.3
22:00:00	30	13.6	8	35.6
23:00:00	26	14.9	12	34.6
00:00:00	11	26.4	7	39.6
01:00:00	8	22.8	4	43.8
02:00:00	0	N/A	N/A	N/A
03:00:00	0	N/A	N/A	N/A
04:00:00	1	47.5	1	47.5
05:00:00	7	23.2	4	35.0
06:00:00	6	24.6	3	34.2
07:00:00	27	16.7	13	36.0
08:00:00	70	7.0	18	34.4
09:00:00	151	4.5	47	34.2
10:00:00	277	2.2	74	33.9
11:00:00	314	2.1	90	33.7
12:00:00	305	1.9	68	34.1
13:00:00	299	2.3	91	33.9
14:00:00	247	2.8	80	34.2
15:00:00	271	2.1	88	33.8
16:00:00	231	2.8	77	33.6
17:00:00	250	2.9	105	34.3
18:00:00	211	3.2	82	34.4
19:00:00	121	5.6	60	34.8
20:00:00	77	9.2	41	36.3
21:00:00	51	11.8	23	37.1
22:00:00	22	14.5	10	37.0
23:00:00	8	35.0	5	39.5
00:00:00	2	16.3	2	32.5
01:00:00	4	35.6	4	46.3
02:00:00	5	38.5	4	41.3
03:00:00	4	35.0	2	45.0
04:00:00	13	24.0	9	37.5
05:00:00	26	17.4	19	36.2
06:00:00	65	10.2	40	36.0
07:00:00	161	3.8	49	34.3
08:00:00	252	2.7	62	34.0

Starting Hour	Count	Average Speed of all Traffic	Violator Counts	Average Speed of Violators
09:00:00	273	2.3	70	33.9
10:00:00	227	2.3	47	33.2
11:00:00	270	2.3	80	34.3
12:00:00	255	2.8	87	34.0
13:00:00	250	3.2	76	34.4
14:00:00	246	3.2	72	34.9
15:00:00	291	2.1	85	34.0
16:00:00	260	2.2	77	33.3
17:00:00	219	2.6	64	33.9
18:00:00	154	4.7	57	34.8
19:00:00	95	6.2	31	34.6
20:00:00	44	15.6	32	35.9
21:00:00	37	11.2	18	33.9
22:00:00	23	14.7	11	35.7
23:00:00	16	17.7	8	35.6
00:00:00	3	20.0	2	32.5
01:00:00	3	34.2	1	47.5
02:00:00	7	43.9	7	43.9
03:00:00	2	32.5	1	37.5
04:00:00	13	22.5	6	40.8
05:00:00	28	16.3	16	36.3
06:00:00	65	10.0	45	35.7
07:00:00	164	4.1	64	35.2
08:00:00	229	2.8	66	33.9
09:00:00	317	2.0	83	33.6
10:00:00	259	2.1	82	33.3
11:00:00	250	2.1	79	33.3
12:00:00	212	2.7	70	33.7
13:00:00	249	2.7	79	34.0
14:00:00	225	2.3	64	33.3
15:00:00	251	2.9	75	34.5
16:00:00	320	2.0	78	33.6
17:00:00	257	2.3	89	34.0
18:00:00	212	3.0	74	34.7
19:00:00	107	5.7	51	34.7
20:00:00	68	8.8	27	34.5
21:00:00	32	14.5	12	34.6
22:00:00	45	13.0	22	36.4
23:00:00	10	29.5	7	38.9
00:00:00	3	25.0	3	35.8
01:00:00	4	47.5	4	47.5
02:00:00	8	20.9	5	37.5
03:00:00	4	30.0	2	35.0
04:00:00	6	30.4	4	38.8
05:00:00	17	24.1	13	37.1
06:00:00	54	11.8	37	36.0
07:00:00	145	4.3	54	34.5
08:00:00	219	3.1	86	34.0
09:00:00	279	2.0	82	33.6
10:00:00	295	2.0	82	33.7
11:00:00	266	2.1	74	33.4

Starting Hour	Count	Average Speed of all Traffic	Violator Counts	Average Speed of Violators
12:00:00	251	2.9	89	34.3
13:00:00	245	2.3	89	34.2
14:00:00	275	2.2	92	33.4
15:00:00	298	2.3	86	33.7
16:00:00	320	2.1	91	34.4
17:00:00	264	2.5	92	33.8
18:00:00	174	3.4	69	33.9
19:00:00	121	4.6	47	34.6
20:00:00	82	7.0	39	34.3
21:00:00	52	12.0	21	35.6
22:00:00	18	13.9	11	34.3
23:00:00	10	23.3	7	40.4
00:00:00	9	17.5	5	34.5
01:00:00	3	42.5	3	42.5
02:00:00	5	40.5	5	40.5
03:00:00	4	37.5	3	40.8
04:00:00	10	25.3	6	38.3
05:00:00	13	30.6	8	40.6
06:00:00	65	9.7	42	35.8
07:00:00	160	4.3	58	35.0
08:00:00	248	2.5	81	34.0
09:00:00	288	2.6	100	34.0
10:00:00	326	2.1	101	33.4
11:00:00	290	2.1	73	33.5
12:00:00	273	2.4	72	33.6
13:00:00	253	2.6	83	34.1
14:00:00	178	3.8	55	34.2
15:00:00	156	3.8	46	33.9
16:00:00	265	2.1	80	33.8
17:00:00	227	3.1	60	34.6
18:00:00	149	5.7	75	36.0
19:00:00	120	5.6	45	35.2
20:00:00	72	8.5	32	34.5
21:00:00	58	9.3	28	34.6
22:00:00	16	17.8	6	35.8
23:00:00	12	22.9	7	38.9
00:00:00	2	40.0	2	40.0
01:00:00	0	N/A	N/A	N/A
02:00:00	2	42.5	2	42.5
03:00:00	2	37.5	2	37.5
04:00:00	2	45.0	2	45.0
05:00:00	11	23.9	5	36.5
06:00:00	27	16.5	15	35.8
07:00:00	71	7.2	25	34.3
08:00:00	132	3.9	42	33.8
09:00:00	182	3.2	42	33.5
10:00:00	280	2.0	67	33.2
11:00:00	287	1.9	69	33.5
12:00:00	290	2.4	73	33.9
13:00:00	265	2.2	93	33.3
14:00:00	252	2.5	86	33.8

Starting Hour	Count	Average Speed of all Traffic	Violator Counts	Average Speed of Violators
15:00:00	264	2.2	69	33.6
16:00:00	256	2.3	81	34.1
17:00:00	199	2.9	29	34.6
18:00:00	160	4.0	20	35.3
19:00:00	100	5.7	34	35.6
20:00:00	53	10.4	24	36.0
21:00:00	41	13.7	20	35.0
22:00:00	34	12.4	16	34.1
23:00:00	15	23.8	7	39.6
00:00:00	6	30.4	5	39.5
01:00:00	6	32.1	5	40.5
02:00:00	8	20.9	7	33.9
03:00:00	2	32.5	1	37.5
04:00:00	6	29.6	4	37.5
05:00:00	10	22.5	8	38.1
06:00:00	22	23.1	13	37.9
07:00:00	64	8.4	25	34.3
08:00:00	151	4.1	58	33.8
09:00:00	194	3.3	42	33.8
10:00:00	310	2.1	72	33.7
11:00:00	250	2.3	63	33.1
12:00:00	249	2.6	64	33.5
13:00:00	234	2.6	61	33.7
14:00:00	234	2.4	63	33.8
15:00:00	191	3.2	40	34.1
16:00:00	214	3.1	68	33.9
17:00:00	239	2.8	81	33.5
18:00:00	170	3.8	76	34.3
19:00:00	102	5.3	46	34.2
20:00:00	88	6.8	31	34.9
21:00:00	65	9.7	34	35.4
22:00:00	27	17.0	14	35.7
23:00:00	21	19.9	9	37.5
00:00:00	10	27.8	4	36.3
01:00:00	5	36.5	4	40.0
02:00:00	1	37.5	1	37.5
03:00:00	4	29.4	4	37.5
04:00:00	1	27.5	0	0.0
05:00:00	4	35.0	3	37.5
06:00:00	22	19.7	13	37.5
07:00:00	33	13.8	12	34.6
08:00:00	89	6.7	36	34.7
09:00:00	167	3.2	48	34.0
10:00:00	282	1.9	74	33.3
11:00:00	348	1.9	81	33.7
12:00:00	296	1.9	70	33.4
13:00:00	249	2.2	68	33.3
14:00:00	254	2.6	74	34.1
15:00:00	264	2.2	101	33.9
16:00:00	303	2.0	102	33.4
17:00:00	256	2.7	92	33.8

Starting Hour	Count	Average Speed of all Traffic	Violator Counts	Average Speed of Violators
18:00:00	185	3.2	78	34.5
19:00:00	110	5.8	44	34.7
20:00:00	76	9.1	44	36.6
21:00:00	33	14.7	12	35.8
22:00:00	29	12.8	17	35.4
23:00:00	7	30.0	4	40.0
00:00:00	6	22.9	1	37.5
01:00:00	4	41.3	4	41.3
02:00:00	3	34.2	2	37.5
03:00:00	0	N/A	N/A	N/A
04:00:00	16	19.4	11	34.8
05:00:00	17	21.8	11	39.8
06:00:00	66	10.3	27	37.7
07:00:00	164	4.1	59	34.7
08:00:00	217	3.6	58	34.3
09:00:00	260	2.3	58	33.8
10:00:00	266	2.8	95	34.5
11:00:00	265	2.3	84	33.9
12:00:00	230	3.0	78	33.7
13:00:00	229	2.6	81	34.2
14:00:00	227	3.6	85	34.9
15:00:00	285	2.8	80	34.8
16:00:00	279	2.0	90	34.1
17:00:00	248	2.5	58	34.0
18:00:00	186	3.6	63	35.2
19:00:00	96	6.1	48	34.7
20:00:00	57	9.6	23	34.9
21:00:00	39	10.2	18	33.9
22:00:00	16	17.3	10	35.0
23:00:00	7	31.4	4	41.3
00:00:00	0	N/A	N/A	N/A
01:00:00	1	57.5	1	57.5
02:00:00	3	37.5	2	42.5
03:00:00	0	N/A	N/A	N/A
04:00:00	11	22.0	8	35.6
05:00:00	27	18.2	22	39.3
06:00:00	68	11.2	41	36.2
07:00:00	137	4.6	69	35.3
08:00:00	214	3.0	78	34.1
09:00:00	243	2.4	79	34.4
10:00:00	278	2.4	104	33.8
11:00:00	255	2.2	87	33.5
12:00:00	290	2.3	97	34.2
13:00:00	248	2.6	77	34.1
14:00:00	242	3.2	84	34.0
15:00:00	277	2.6	94	34.7
16:00:00	312	2.2	101	33.9
17:00:00	233	2.5	71	34.0
18:00:00	105	6.8	39	36.1
19:00:00	117	4.8	43	33.8
20:00:00	55	9.1	29	34.6

Starting Hour	Count	Average Speed of all Traffic	Violator Counts	Average Speed of Violators
21:00:00	43	12.3	18	35.6
22:00:00	27	21.8	15	37.8
23:00:00	5	28.0	4	36.3
00:00:00	6	31.3	4	40.0
01:00:00	3	39.2	2	45.0
02:00:00	8	36.3	6	39.2
03:00:00	0	N/A	N/A	N/A
04:00:00	11	22.7	8	33.1
05:00:00	16	24.2	13	36.7
06:00:00	36	13.4	15	35.2
07:00:00	141	5.0	47	35.1
08:00:00	199	3.1	56	33.7
09:00:00	289	1.9	83	33.8
10:00:00	274	2.0	47	33.5
11:00:00	322	2.3	101	34.2
12:00:00	305	1.9	78	34.0
13:00:00	220	2.8	75	33.8
14:00:00	255	2.6	77	34.2
15:00:00	284	2.4	86	34.5
16:00:00	306	2.1	76	34.2
17:00:00	227	3.2	90	34.1
18:00:00	156	4.4	54	34.7
19:00:00	115	6.6	50	35.8
20:00:00	80	8.3	33	35.4
21:00:00	53	10.6	22	35.2
22:00:00	28	13.2	19	34.6
23:00:00	9	25.8	7	35.4
00:00:00	1	42.5	1	42.5
01:00:00	2	40.0	1	52.5
02:00:00	5	19.5	5	32.5
03:00:00	3	32.5	2	35.0
04:00:00	9	36.9	8	38.1
05:00:00	20	16.9	11	33.9
06:00:00	51	12.9	27	36.9
07:00:00	146	4.4	61	34.9
08:00:00	248	3.0	83	34.3
09:00:00	276	2.5	84	34.4
10:00:00	314	1.9	111	33.7
11:00:00	299	1.8	90	33.4
12:00:00	258	2.6	82	33.7
13:00:00	251	2.5	79	34.1
14:00:00	254	2.2	68	33.5
15:00:00	267	3.2	88	34.6
16:00:00	305	2.2	73	34.1
17:00:00	251	2.5	82	34.6
18:00:00	175	3.5	57	34.2
19:00:00	125	4.3	51	34.2
20:00:00	86	8.0	32	35.3
21:00:00	66	9.2	25	35.7
22:00:00	29	19.1	15	37.2
23:00:00	13	26.0	9	40.3

Starting Hour	Count	Average Speed of all Traffic	Violator Counts	Average Speed of Violators
00:00:00	8	27.8	8	46.3
01:00:00	1	52.5	1	52.5
02:00:00	8	30.6	7	43.2
03:00:00	3	49.2	3	49.2
04:00:00	10	30.3	6	37.5
05:00:00	18	19.0	10	36.0
06:00:00	65	9.7	33	36.1
07:00:00	146	4.3	68	35.1
08:00:00	242	3.1	81	34.2
09:00:00	340	1.8	94	33.5
10:00:00	360	1.5	76	33.4
11:00:00	345	1.6	96	33.0
12:00:00	321	2.0	86	34.0
13:00:00	291	2.3	81	34.4
14:00:00	264	2.7	84	34.3
15:00:00	309	1.9	106	34.2
16:00:00	294	2.2	74	34.1
17:00:00	288	2.3	98	34.0
18:00:00	184	3.9	73	34.4
19:00:00	120	6.0	51	35.7
20:00:00	68	7.4	34	35.0
21:00:00	49	10.4	22	35.0
22:00:00	32	15.4	17	35.4
23:00:00	17	25.0	9	39.2
00:00:00	9	33.9	6	41.7
01:00:00	7	23.2	4	35.0
02:00:00	7	29.3	6	35.8
03:00:00	1	27.5	0	0.0
04:00:00	7	31.1	3	39.2
05:00:00	12	16.5	5	33.5
06:00:00	27	17.0	15	37.8
07:00:00	70	8.8	24	36.0
08:00:00	133	5.0	41	34.8
09:00:00	189	3.3	67	34.4
10:00:00	286	2.1	74	33.7
11:00:00	231	2.4	55	33.0
12:00:00	214	2.6	51	33.5
13:00:00	123	4.0	25	34.9
14:00:00	97	5.4	30	33.7
15:00:00	182	3.2	49	33.6
16:00:00	219	2.6	72	34.0
17:00:00	181	3.5	60	34.4
18:00:00	161	4.3	72	34.9
19:00:00	90	5.4	42	33.7
20:00:00	42	9.3	18	34.4
21:00:00	25	19.5	11	36.1
22:00:00	30	11.1	13	34.0
23:00:00	10	21.8	5	39.5
00:00:00	6	22.1	1	37.5
01:00:00	3	32.5	2	35.0
02:00:00	2	37.5	2	37.5

Starting Hour	Count	Average Speed of all Traffic	Violator Counts	Average Speed of Violators
03:00:00	0	N/A	N/A	N/A
04:00:00	6	17.9	5	35.5
05:00:00	2	35.0	2	35.0
06:00:00	17	16.8	9	35.3
07:00:00	41	12.2	21	34.9
08:00:00	69	9.1	29	34.7
09:00:00	164	3.8	42	34.3
10:00:00	279	1.9	77	33.3
11:00:00	272	2.2	105	33.3
12:00:00	291	2.1	82	33.8
13:00:00	220	2.9	72	33.5
14:00:00	248	2.6	69	33.9
15:00:00	128	4.7	37	34.4
16:00:00	223	2.8	77	33.6
17:00:00	181	3.1	64	33.7
18:00:00	66	5.1	12	33.3
19:00:00	11	25.7	5	38.5
20:00:00	12	24.6	4	36.3
21:00:00	11	19.8	6	34.2
22:00:00	6	20.8	5	32.5
23:00:00	5	33.5	3	39.2
00:00:00	2	35.0	1	42.5
01:00:00	1	42.5	1	42.5
02:00:00	1	47.5	1	47.5
03:00:00	1	37.5	1	37.5
04:00:00	7	23.2	4	36.3
05:00:00	2	37.5	2	37.5
06:00:00	48	9.8	17	34.3
07:00:00	103	5.4	44	34.5
08:00:00	200	3.2	65	34.1
09:00:00	246	2.7	70	33.9
10:00:00	247	2.4	65	34.1
11:00:00	270	2.1	94	33.5
12:00:00	274	2.1	85	34.1
13:00:00	213	3.1	77	33.6
14:00:00	136	3.5	54	33.1
15:00:00	227	2.6	69	33.9
16:00:00	247	2.7	75	34.5
17:00:00	263	2.8	90	34.3
18:00:00	160	3.6	67	34.4
19:00:00	93	5.4	46	34.5
20:00:00	43	13.3	16	35.6
21:00:00	38	11.9	20	33.8
22:00:00	27	18.2	12	36.7
23:00:00	8	28.1	7	39.6
00:00:00	2	35.0	2	35.0
01:00:00	5	22.5	5	38.5
02:00:00	4	28.1	2	42.5
03:00:00	0	N/A	N/A	N/A
04:00:00	6	31.3	4	40.0
05:00:00	5	27.0	4	36.3

Starting Hour	Count	Average Speed of all Traffic	Violator Counts	Average Speed of Violators
06:00:00	3	18.3	0	0.0
07:00:00	46	10.1	11	35.2
08:00:00	99	5.8	31	34.3
09:00:00	162	2.9	37	33.4
10:00:00	212	2.9	61	34.1
11:00:00	250	2.5	78	33.7
12:00:00	238	3.0	77	34.4
13:00:00	188	3.5	70	34.2
14:00:00	223	3.0	79	34.1
15:00:00	240	3.0	85	34.0
16:00:00	281	2.4	109	34.6
17:00:00	190	3.8	64	34.7
18:00:00	162	3.6	59	34.5
19:00:00	89	6.3	40	34.6
20:00:00	43	14.8	23	36.4
21:00:00	45	9.7	20	35.3
22:00:00	17	21.9	10	38.0
23:00:00	8	32.8	7	38.2
00:00:00	6	33.8	6	40.0
01:00:00	1	42.5	1	42.5
02:00:00	1	37.5	1	37.5
03:00:00	2	35.0	2	35.0
04:00:00	1	27.5	0	0.0
05:00:00	7	27.9	5	35.5
06:00:00	27	17.4	16	37.2
07:00:00	104	5.7	42	34.9
08:00:00	199	3.4	60	34.3
09:00:00	256	2.2	86	33.6
10:00:00	249	2.4	63	33.7
11:00:00	318	1.8	113	33.8
12:00:00	257	2.6	85	34.2
13:00:00	215	3.0	77	33.9
14:00:00	221	2.7	90	33.6
15:00:00	276	2.2	91	33.5
16:00:00	278	2.5	92	34.6
17:00:00	249	3.3	67	34.4
18:00:00	147	4.4	55	34.5
19:00:00	90	6.6	37	34.8
20:00:00	44	14.5	21	36.3
21:00:00	31	16.2	16	37.2
22:00:00	28	17.7	15	38.2
23:00:00	21	16.3	8	35.6
00:00:00	6	40.0	5	42.5
01:00:00	3	39.2	2	45.0
02:00:00	5	44.5	5	44.5
03:00:00	1	42.5	1	42.5
04:00:00	10	22.0	8	38.1
05:00:00	13	21.3	5	36.5
06:00:00	54	10.6	31	36.9
07:00:00	130	5.2	43	34.9
08:00:00	213	3.1	57	34.4

Starting Hour	Count	Average Speed of all Traffic	Violator Counts	Average Speed of Violators
09:00:00	247	2.6	71	34.1
10:00:00	263	2.7	80	33.8
11:00:00	315	2.3	100	33.9
12:00:00	279	2.3	97	34.2
13:00:00	236	2.9	73	33.7
14:00:00	276	3.0	91	35.1
15:00:00	321	2.2	84	33.9
16:00:00	299	2.0	89	33.7
17:00:00	272	2.5	80	34.4
18:00:00	192	3.6	78	34.6
19:00:00	127	4.4	57	34.6
20:00:00	96	7.6	49	36.0
21:00:00	61	9.3	34	35.4
22:00:00	32	17.7	18	36.9
23:00:00	14	25.4	9	38.6
00:00:00	8	26.3	6	41.7
01:00:00	1	57.5	1	57.5
02:00:00	4	30.6	4	38.8
03:00:00	2	37.5	2	37.5
04:00:00	7	32.9	6	39.2
05:00:00	23	17.5	11	36.6
06:00:00	62	10.2	35	35.5
07:00:00	135	5.7	53	35.6
08:00:00	244	2.8	83	34.1
09:00:00	341	1.9	98	34.1
10:00:00	399	1.7	96	33.2
11:00:00	355	1.8	81	33.4
12:00:00	322	2.0	78	33.8
13:00:00	318	2.0	89	33.5
14:00:00	273	2.4	88	34.0
15:00:00	334	2.1	80	34.4
16:00:00	284	2.5	98	34.1
17:00:00	271	2.3	82	34.3
18:00:00	197	3.1	76	34.1
19:00:00	116	5.9	49	35.7
20:00:00	80	7.6	38	36.6
21:00:00	67	7.9	31	34.1
22:00:00	47	11.5	25	35.3
23:00:00	25	18.5	16	38.1
00:00:00	7	39.6	6	41.7
01:00:00	8	26.3	4	40.0
02:00:00	2	42.5	2	42.5
03:00:00	5	31.5	3	34.2
04:00:00	8	25.3	4	33.8
05:00:00	6	31.7	3	37.5
06:00:00	32	11.7	11	35.7
07:00:00	65	9.0	29	35.1
08:00:00	121	4.4	43	34.0
09:00:00	205	3.1	64	34.1
10:00:00	333	1.9	79	33.3
11:00:00	292	1.9	101	33.5

Starting Hour	Count	Average Speed of all Traffic	Violator Counts	Average Speed of Violators
12:00:00	251	2.5	90	33.6
13:00:00	255	2.7	87	34.1
14:00:00	228	3.2	70	34.3
15:00:00	189	2.9	61	33.9
16:00:00	146	3.8	39	34.7
17:00:00	240	2.6	79	34.5
18:00:00	250	2.4	106	33.9
19:00:00	131	4.5	55	33.8
20:00:00	91	8.3	52	35.3
21:00:00	47	11.2	21	37.7
22:00:00	35	13.9	23	35.8
23:00:00	15	21.0	11	35.2
00:00:00	8	25.6	6	35.8
01:00:00	3	39.2	3	39.2
02:00:00	4	33.8	2	40.0
03:00:00	1	37.5	1	37.5
04:00:00	1	32.5	1	32.5
05:00:00	4	29.4	4	37.5
06:00:00	20	20.0	11	37.5
07:00:00	32	10.7	13	34.4
08:00:00	88	6.6	36	34.7
09:00:00	177	3.7	57	34.2
10:00:00	287	2.0	94	33.6
11:00:00	301	2.4	96	34.2
12:00:00	261	2.5	92	33.6
13:00:00	241	2.2	61	33.4
14:00:00	292	2.3	72	34.2
15:00:00	297	2.1	84	34.1
16:00:00	264	2.6	103	34.6
17:00:00	227	3.1	81	34.5
18:00:00	111	6.4	51	35.0
19:00:00	92	7.6	40	35.3
20:00:00	38	12.2	21	34.6
21:00:00	14	19.1	5	34.5
22:00:00	20	17.8	7	36.8
23:00:00	30	17.8	18	38.3
00:00:00	14	23.8	8	35.6
01:00:00	2	42.5	1	57.5
02:00:00	0	N/A	N/A	N/A
03:00:00	2	20.0	0	0.0
04:00:00	3	30.8	1	37.5
05:00:00	11	29.3	8	39.4
06:00:00	42	13.2	24	36.3
07:00:00	118	4.6	39	34.4
08:00:00	203	3.2	62	34.1
09:00:00	257	2.4	79	33.8
10:00:00	318	2.1	99	34.2
11:00:00	272	2.0	78	33.8
12:00:00	243	2.7	76	33.8
13:00:00	213	3.1	69	34.5
14:00:00	127	4.6	42	34.2

Starting Hour	Count	Average Speed of all Traffic	Violator Counts	Average Speed of Violators
15:00:00	102	5.7	32	34.4
16:00:00	127	3.9	38	34.1
17:00:00	170	4.0	47	33.9
18:00:00	89	6.5	42	35.2
19:00:00	80	6.9	30	34.0
20:00:00	57	11.1	26	36.3
21:00:00	30	13.6	8	38.1
22:00:00	15	19.5	4	40.0
23:00:00	12	26.0	9	37.5
00:00:00	2	32.5	1	37.5
01:00:00	4	29.4	2	45.0
02:00:00	4	38.8	4	38.8
03:00:00	5	31.0	3	42.5
04:00:00	3	39.2	2	45.0
05:00:00	8	16.3	6	35.0
06:00:00	68	9.4	40	35.8
07:00:00	134	4.4	43	35.1
08:00:00	208	3.2	71	34.7
09:00:00	250	2.6	73	34.1
10:00:00	260	2.3	71	34.2
11:00:00	262	2.5	73	33.4
12:00:00	264	2.5	74	34.1
13:00:00	228	2.8	67	33.5
14:00:00	265	2.5	76	34.3
15:00:00	261	2.5	77	34.2
16:00:00	271	2.1	78	33.7
17:00:00	248	2.4	69	34.1
18:00:00	184	3.8	80	34.9
19:00:00	122	4.7	55	34.2
20:00:00	69	7.5	37	34.8
21:00:00	37	13.5	11	37.0
22:00:00	30	15.4	15	35.8
23:00:00	13	18.8	3	37.5
00:00:00	4	38.8	4	38.8
01:00:00	4	35.0	2	47.5
02:00:00	3	32.5	2	35.0
03:00:00	0	N/A	N/A	N/A
04:00:00	7	35.7	7	40.4
05:00:00	29	16.3	17	35.4
06:00:00	62	11.9	27	36.8
07:00:00	142	3.7	54	33.7
08:00:00	214	3.1	79	34.3
09:00:00	268	2.5	70	34.1
10:00:00	287	2.1	67	33.5
11:00:00	304	2.4	67	34.3
12:00:00	281	2.3	94	33.9
13:00:00	235	2.4	63	34.2
14:00:00	252	2.4	66	33.8
15:00:00	270	2.2	76	33.6
16:00:00	298	2.1	98	33.7
17:00:00	305	2.0	76	34.1

Starting Hour	Count	Average Speed of all Traffic	Violator Counts	Average Speed of Violators
18:00:00	194	3.6	72	34.5
19:00:00	156	4.3	71	34.9
20:00:00	77	6.6	32	35.2
21:00:00	69	7.8	35	34.9
22:00:00	31	14.0	15	35.2
23:00:00	8	26.3	5	37.5
00:00:00	8	27.5	5	38.5
01:00:00	6	27.9	4	37.5
02:00:00	3	26.7	3	39.2
03:00:00	4	48.8	4	48.8
04:00:00	10	32.8	8	40.0
05:00:00	15	23.3	9	38.6
06:00:00	75	11.1	41	36.9
07:00:00	154	4.4	64	34.4
08:00:00	239	3.1	87	34.5
09:00:00	290	2.3	65	34.1
10:00:00	277	2.3	65	34.4
11:00:00	305	2.2	82	33.8
12:00:00	277	2.1	90	33.7
13:00:00	237	2.6	77	34.3
14:00:00	279	2.4	64	34.2
15:00:00	336	1.9	99	34.0
16:00:00	268	2.9	81	34.6
17:00:00	285	2.4	72	34.8
18:00:00	184	4.0	80	34.9
19:00:00	157	4.7	73	34.7
20:00:00	79	7.2	37	34.8
21:00:00	65	8.6	29	35.8
22:00:00	35	15.8	18	36.1
23:00:00	19	28.8	16	39.7
00:00:00	3	39.2	2	45.0
01:00:00	2	45.0	1	62.5
02:00:00	5	27.0	4	36.3
03:00:00	2	37.5	2	37.5
04:00:00	7	30.0	6	40.0
05:00:00	22	24.3	15	38.2
06:00:00	48	12.6	28	37.5
07:00:00	145	4.6	68	34.4
08:00:00	236	2.6	69	33.7
09:00:00	308	2.0	91	33.3
10:00:00	376	1.7	96	33.4
11:00:00	346	1.7	73	33.3
12:00:00	319	2.4	78	34.2
13:00:00	294	2.1	79	33.8
14:00:00	303	1.9	82	33.5
15:00:00	280	2.5	75	33.8
16:00:00	289	2.1	73	33.3
17:00:00	286	2.4	101	33.9
18:00:00	190	3.3	61	34.6
19:00:00	137	4.9	61	34.3
20:00:00	101	6.6	47	35.3

Starting Hour	Count	Average Speed of all Traffic	Violator Counts	Average Speed of Violators
21:00:00	58	8.8	17	35.7
22:00:00	35	14.9	21	34.9
23:00:00	23	22.0	14	39.6
00:00:00	6	29.2	3	34.2
01:00:00	5	32.5	4	33.8
02:00:00	5	39.5	4	42.5
03:00:00	3	37.5	3	37.5
04:00:00	5	27.0	3	39.2
05:00:00	9	32.2	7	38.9
06:00:00	32	16.3	27	37.1
07:00:00	81	8.6	45	35.5
08:00:00	164	3.8	67	34.4
09:00:00	221	2.6	61	33.6
10:00:00	328	1.8	101	33.2
11:00:00	283	2.2	95	34.0
12:00:00	226	2.7	70	34.0
13:00:00	235	2.8	79	34.3
14:00:00	218	2.6	68	34.0
15:00:00	241	2.8	73	34.3
16:00:00	228	2.5	71	33.5
17:00:00	268	2.9	114	34.5
18:00:00	187	3.5	96	34.4
19:00:00	152	4.2	62	34.6
20:00:00	105	6.6	53	35.6
21:00:00	66	8.5	35	34.8
22:00:00	37	14.8	17	36.6
23:00:00	29	21.6	17	37.8
00:00:00	6	35.0	3	42.5
01:00:00	3	44.2	3	44.2
02:00:00	2	30.0	1	32.5
03:00:00	0	N/A	N/A	N/A
04:00:00	2	32.5	1	37.5
05:00:00	4	32.5	3	34.2
06:00:00	24	20.0	18	36.9
07:00:00	39	14.4	17	37.8
08:00:00	107	4.8	48	33.3
09:00:00	195	3.2	70	33.9
10:00:00	301	2.0	76	33.3
11:00:00	278	1.9	73	33.0
12:00:00	288	2.1	101	33.2
13:00:00	254	2.4	72	33.9
14:00:00	230	2.6	68	33.4
15:00:00	225	3.1	79	34.5
16:00:00	267	2.3	75	34.4
17:00:00	305	2.3	108	34.4
18:00:00	258	2.6	93	34.0
19:00:00	145	5.1	85	35.4
20:00:00	100	6.7	45	34.7
21:00:00	50	10.7	33	35.4
22:00:00	21	24.9	13	38.3
23:00:00	18	23.3	10	39.0

Starting Hour	Count	Average Speed of all Traffic	Violator Counts	Average Speed of Violators
00:00:00	2	32.5	1	37.5
01:00:00	4	47.5	3	54.2
02:00:00	5	38.5	4	41.3
03:00:00	1	47.5	1	47.5
04:00:00	15	26.8	13	37.5
05:00:00	23	20.7	16	38.1
06:00:00	63	11.4	34	35.7
07:00:00	139	4.5	51	34.1
08:00:00	231	2.9	68	34.3
09:00:00	238	2.5	76	34.1
10:00:00	307	2.2	84	33.8
11:00:00	309	2.0	101	33.8
12:00:00	249	2.6	80	34.4
13:00:00	234	2.8	79	34.9
14:00:00	265	2.4	67	34.0
15:00:00	263	2.4	81	34.2
16:00:00	301	2.1	104	33.4
17:00:00	261	2.4	80	34.2
18:00:00	183	4.0	74	34.5
19:00:00	115	5.3	54	34.5
20:00:00	69	6.4	31	33.6
21:00:00	45	12.4	22	37.3
22:00:00	24	19.8	18	37.2
23:00:00	10	26.3	9	37.5
00:00:00	4	31.3	2	40.0
01:00:00	2	42.5	2	42.5
02:00:00	6	29.6	4	42.5
03:00:00	2	40.0	2	40.0
04:00:00	8	31.6	4	43.8
05:00:00	10	21.5	7	37.5
06:00:00	50	14.7	30	40.3
07:00:00	130	5.3	50	35.5
08:00:00	229	2.6	74	34.0
09:00:00	246	2.9	74	34.2
10:00:00	263	2.5	91	33.5
11:00:00	272	2.7	106	34.4
12:00:00	257	2.6	85	33.9
13:00:00	255	2.5	82	34.6
14:00:00	219	3.2	74	34.0
15:00:00	256	2.4	87	33.6
16:00:00	304	2.2	81	34.1
17:00:00	269	2.7	101	34.9
18:00:00	184	4.3	82	34.9
19:00:00	120	6.6	45	35.5
20:00:00	76	6.5	27	34.5
21:00:00	68	9.3	31	35.1
22:00:00	46	10.3	24	34.0
23:00:00	18	25.4	11	38.9

Incoming Histogram
A170 inward
A170 Linkfoot Lane, Helmsley 30mph zone
from Thu-Apr-08-2021-11-00-AM to Wed-Jul-21-2021-06-59-PM

Date	Starting Hr:min	<15	15 to <20	20 to <25	25 to <30	30 to <35	35 to <40	40 to <45	45 to <50	50 to <55	55 to <60	60 to <65	65 to <70	70 to <75	75 to <80	80 to <85	85 to <90	90 to <95	95 to <100	100 to >105	Total Counts	85pct Speed	10MPH Pace	% in pace	# of Speeders	% Speeders
08/04/2021	00:00	*	*	*	*	*	*	*	*	*	*	*	*	*	*	*	*	*	*	*	*	*	*	*	*	*
08/04/2021	01:00	*	*	*	*	*	*	*	*	*	*	*	*	*	*	*	*	*	*	*	*	*	*	*	*	*
08/04/2021	02:00	*	*	*	*	*	*	*	*	*	*	*	*	*	*	*	*	*	*	*	*	*	*	*	*	*
08/04/2021	03:00	*	*	*	*	*	*	*	*	*	*	*	*	*	*	*	*	*	*	*	*	*	*	*	*	*
08/04/2021	04:00	*	*	*	*	*	*	*	*	*	*	*	*	*	*	*	*	*	*	*	*	*	*	*	*	*
08/04/2021	05:00	*	*	*	*	*	*	*	*	*	*	*	*	*	*	*	*	*	*	*	*	*	*	*	*	*
08/04/2021	06:00	*	*	*	*	*	*	*	*	*	*	*	*	*	*	*	*	*	*	*	*	*	*	*	*	*
08/04/2021	07:00	*	*	*	*	*	*	*	*	*	*	*	*	*	*	*	*	*	*	*	*	*	*	*	*	*
08/04/2021	08:00	*	*	*	*	*	*	*	*	*	*	*	*	*	*	*	*	*	*	*	*	*	*	*	*	*
08/04/2021	09:00	*	*	*	*	*	*	*	*	*	*	*	*	*	*	*	*	*	*	*	*	*	*	*	*	*
08/04/2021	10:00	*	*	*	*	*	*	*	*	*	*	*	*	*	*	*	*	*	*	*	*	*	*	*	*	*
08/04/2021	11:00	0	6	24	26	20	8	2	0	0	0	0	0	0	0	0	0	0	0	0	86	34.2	25 to 35	81.4	30	34.9
08/04/2021	12:00	5	9	25	68	48	11	5	0	0	0	0	0	0	0	0	0	0	0	0	171	34	25 to 35	82.5	64	37.4
08/04/2021	13:00	0	7	36	89	60	23	5	0	0	0	0	0	0	0	0	0	0	0	0	220	34.6	25 to 35	84.1	88	40.0
08/04/2021	14:00	2	5	38	79	50	13	7	1	0	0	0	0	0	0	0	0	0	0	0	195	34.2	25 to 35	85.6	71	36.4
08/04/2021	15:00	0	7	32	96	47	29	6	1	0	0	0	0	0	0	0	0	0	0	0	218	35.5	25 to 35	80.3	83	38.1
08/04/2021	16:00	1	12	45	97	53	22	4	0	0	1	0	0	0	0	0	0	0	0	0	235	34.2	25 to 35	83.0	80	34.0
08/04/2021	17:00	0	10	23	76	49	24	5	1	0	0	0	0	0	0	0	0	0	0	0	188	35.4	30 to 40	79.3	79	42.0
08/04/2021	18:00	1	2	14	40	36	18	3	1	0	0	0	0	0	0	0	0	0	0	0	115	36.4	30 to 40	81.7	58	50.4
08/04/2021	19:00	0	2	6	29	19	9	2	1	1	0	0	0	0	0	0	0	0	0	0	69	36.7	30 to 40	82.6	32	46.4
08/04/2021	20:00	0	1	4	14	13	6	2	0	0	0	0	0	0	0	0	0	0	0	0	40	36.7	30 to 40	82.5	21	52.5
08/04/2021	21:00	0	0	1	7	3	2	0	2	0	0	0	0	0	0	0	0	0	0	0	15	40	30 to 40	80.0	7	46.7
08/04/2021	22:00	0	0	1	0	4	2	0	0	0	0	0	0	0	0	0	0	0	0	0	7	37.5	30 to 40	85.7	6	85.7
08/04/2021	23:00	0	0	0	0	1	2	0	0	0	0	0	0	0	0	0	0	0	0	0	3	40	30 to 40	100.0	3	100.0
24 Hr Summary		9	61	249	621	403	169	41	7	1	1	0	0	0	0	0	0	0	0	0	1562	34.8	25 to 35	81.5	622	39.8

Incoming Histogram
A170 inward
A170 Linkfoot Lane, Helmsley 30mph zone
from Thu-Apr-08-2021-11-00-AM to Wed-Jul-21-2021-06-59-PM

Date	Starting Hr:min	<15	15 to <20	20 to <25	25 to <30	30 to <35	35 to <40	40 to <45	45 to <50	50 to <55	55 to <60	60 to <65	65 to <70	70 to <75	75 to <80	80 to <85	85 to <90	90 to <95	95 to <100	100 to >105	Total Counts	85pct Speed	10MPH Pace	% in pace	# of Speeders	% Speeders
09/04/2021	00:00	0	0	0	2	0	1	0	0	0	0	0	0	0	0	0	0	0	0	0	3	40	30 to 40	100.0	1	33.3
09/04/2021	01:00	0	0	0	3	0	1	0	1	0	0	0	0	0	0	0	0	0	0	0	5	40	30 to 40	80.0	2	40.0
09/04/2021	02:00	0	0	0	3	0	1	1	1	0	1	0	0	0	0	0	0	0	0	0	7	50	30 to 40	57.1	4	57.1
09/04/2021	03:00	0	0	0	2	0	0	0	0	0	0	0	0	0	0	0	0	0	0	0	2	30	20 to 30	100.0	*	*
09/04/2021	04:00	0	0	0	4	1	0	1	3	0	0	0	0	0	0	0	0	0	0	0	9	48.3	25 to 35	55.6	5	55.6
09/04/2021	05:00	0	1	5	3	7	6	0	0	0	0	0	0	0	0	0	0	0	0	0	22	37.5	30 to 40	72.7	13	59.1
09/04/2021	06:00	0	1	6	19	11	5	1	4	0	0	0	0	0	0	0	0	0	0	0	47	38	25 to 35	76.6	21	44.7
09/04/2021	07:00	1	4	21	50	22	20	6	0	0	0	0	0	0	0	0	0	0	0	0	124	36.8	25 to 35	75.0	48	38.7
09/04/2021	08:00	0	9	39	76	34	8	2	0	0	0	0	0	0	0	0	0	0	0	0	168	32.8	25 to 35	88.7	44	26.2
09/04/2021	09:00	0	9	43	81	40	17	10	1	0	0	0	0	0	0	0	0	0	0	0	201	34.8	25 to 35	81.6	68	33.8
09/04/2021	10:00	0	7	51	84	58	21	4	0	0	0	0	0	0	0	0	0	0	0	0	225	34.2	25 to 35	85.8	83	36.9
09/04/2021	11:00	1	7	55	93	45	25	4	0	0	0	0	0	0	0	0	0	0	0	0	230	34.4	25 to 35	83.9	74	32.2
09/04/2021	12:00	0	5	35	90	71	16	6	0	0	1	0	0	0	0	0	0	0	0	0	224	34.2	25 to 35	87.5	94	42.0
09/04/2021	13:00	1	8	58	89	54	13	4	0	0	0	0	0	0	0	0	0	0	0	0	227	33.4	25 to 35	88.5	71	31.3
09/04/2021	14:00	1	13	58	109	59	20	3	1	0	0	0	0	0	0	0	0	0	0	0	264	33.6	25 to 35	85.6	83	31.4
09/04/2021	15:00	1	7	48	103	48	22	2	1	0	0	0	0	0	0	0	0	0	0	0	232	34	25 to 35	85.8	73	31.5
09/04/2021	16:00	1	15	46	97	55	18	5	0	0	1	0	0	0	0	0	0	0	0	0	238	33.9	25 to 35	83.2	79	33.2
09/04/2021	17:00	1	7	20	73	39	33	7	0	0	0	0	0	0	0	0	0	0	0	0	180	37	30 to 40	80.6	79	43.9
09/04/2021	18:00	0	3	13	45	37	17	4	1	0	0	0	0	0	0	0	0	0	0	0	120	36.2	30 to 40	82.5	59	49.2
09/04/2021	19:00	1	3	10	33	24	10	5	1	0	0	0	0	0	0	0	0	0	0	0	87	36.5	25 to 35	77.0	40	46.0
09/04/2021	20:00	0	1	4	14	11	8	2	1	0	1	0	0	0	0	0	0	0	0	0	42	38.8	30 to 40	78.6	23	54.8
09/04/2021	21:00	0	1	4	12	8	1	2	0	0	0	0	0	0	0	0	0	0	0	0	28	34.4	25 to 35	85.7	11	39.3
09/04/2021	22:00	0	0	1	7	3	2	1	0	0	0	0	0	0	0	0	0	0	0	0	14	37.5	30 to 40	85.7	6	42.9
09/04/2021	23:00	0	0	0	2	3	4	1	1	0	0	0	0	0	0	0	0	0	0	0	11	40	30 to 40	81.8	9	81.8
24 Hr Summary		8	101	517	1094	630	269	71	16	0	4	0	0	0	0	0	0	0	0	0	2710	34.6	25 to 35	82.7	990	36.5

Incoming Histogram
A170 inward
A170 Linkfoot Lane, Helmsley 30mph zone
from Thu-Apr-08-2021-11-00-AM to Wed-Jul-21-2021-06-59-PM

Date	Starting Hr:min	<15	15 to <20	20 to <25	25 to <30	30 to <35	35 to <40	40 to <45	45 to <50	50 to <55	55 to <60	60 to <65	65 to <70	70 to <75	75 to <80	80 to <85	85 to <90	90 to <95	95 to <100	100 to >105	Total Counts	85pct Speed	10MPH Pace	% in pace	# of Speeders	% Speeders
10/04/2021	00:00	0	0	0	0	0	0	0	0	0	0	0	0	0	0	0	0	0	0	0	0	0	*	*	*	*
10/04/2021	01:00	0	0	0	0	1	0	1	1	0	0	0	0	0	0	0	0	0	0	0	3	50	35 to 45	66.7	3	100.0
10/04/2021	02:00	0	0	0	0	0	0	0	0	1	0	0	0	0	0	0	0	0	0	0	1	55	45 to 55	100.0	1	100.0
10/04/2021	03:00	0	0	0	2	2	1	0	0	0	0	0	0	0	0	0	0	0	0	0	5	35	30 to 40	100.0	3	60.0
10/04/2021	04:00	0	0	1	1	2	4	3	0	0	0	0	0	0	0	0	0	0	0	0	11	41.7	35 to 45	81.8	9	81.8
10/04/2021	05:00	0	0	0	2	1	2	1	0	0	0	0	0	0	0	0	0	0	0	0	6	40	30 to 40	83.3	4	66.7
10/04/2021	06:00	0	2	3	9	6	5	2	0	0	0	0	0	0	0	0	0	0	0	0	27	38	30 to 40	74.1	13	48.1
10/04/2021	07:00	0	4	27	19	10	6	0	0	0	0	0	0	0	0	0	0	0	0	0	66	33	25 to 35	84.8	16	24.2
10/04/2021	08:00	1	7	39	56	8	3	2	1	0	0	0	0	0	0	0	0	0	0	0	117	29.6	25 to 35	88.0	14	12.0
10/04/2021	09:00	0	9	34	64	37	13	1	0	0	0	0	0	0	0	0	0	0	0	0	158	33.6	25 to 35	85.4	51	32.3
10/04/2021	10:00	1	7	30	84	50	12	1	0	0	0	0	0	0	0	0	0	0	0	0	185	33.5	25 to 35	88.6	63	34.1
10/04/2021	11:00	0	6	43	70	48	13	0	0	0	0	0	0	0	0	0	0	0	0	0	180	33.5	25 to 35	89.4	61	33.9
10/04/2021	12:00	0	3	49	91	48	11	4	1	0	0	0	0	0	0	0	0	0	0	0	207	33.4	25 to 35	90.8	64	30.9
10/04/2021	13:00	2	11	44	91	53	12	3	0	0	0	0	0	0	0	0	0	0	0	0	216	33.4	25 to 35	87.0	68	31.5
10/04/2021	14:00	0	3	42	82	43	9	5	0	1	0	0	0	0	0	0	0	0	0	0	185	33.5	25 to 35	90.3	58	31.4
10/04/2021	15:00	0	4	26	64	45	10	3	0	0	0	0	0	0	0	0	0	0	0	0	152	33.9	25 to 35	88.8	58	38.2
10/04/2021	16:00	0	4	20	47	23	12	2	0	0	0	0	0	0	0	0	0	0	0	0	108	34.6	25 to 35	83.3	37	34.3
10/04/2021	17:00	0	0	19	65	34	9	2	1	1	0	0	0	0	0	0	0	0	0	0	131	34	25 to 35	90.1	47	35.9
10/04/2021	18:00	1	2	17	41	20	10	2	1	0	0	0	0	0	0	0	0	0	0	0	94	34.8	25 to 35	83.0	33	35.1
10/04/2021	19:00	0	2	7	29	22	11	3	0	0	0	0	0	0	0	0	0	0	0	0	74	36.4	30 to 40	83.8	36	48.6
10/04/2021	20:00	0	0	5	18	13	2	1	3	0	0	0	0	0	0	0	0	0	0	0	42	35	25 to 35	85.7	19	45.2
10/04/2021	21:00	0	0	1	11	4	5	3	0	0	0	0	0	0	0	0	0	0	0	0	24	39	30 to 40	83.3	12	50.0
10/04/2021	22:00	0	0	1	5	6	4	1	1	0	0	0	0	0	0	0	0	0	0	0	18	38.8	30 to 40	83.3	12	66.7
10/04/2021	23:00	0	0	1	0	1	2	0	0	0	0	0	0	0	0	0	0	0	0	0	4	37.5	30 to 40	75.0	3	75.0
24 Hr Summary		5	64	409	851	477	156	40	9	3	0	0	0	0	0	0	0	0	0	0	2014	34	25 to 35	86.2	685	34.0

Incoming Histogram
A170 inward
A170 Linkfoot Lane, Helmsley 30mph zone

from Thu-Apr-08-2021-11-00-AM to Wed-Jul-21-2021-06-59-PM

Date	Starting Hr:min	<15	15 to <20	20 to <25	25 to <30	30 to <35	35 to <40	40 to <45	45 to <50	50 to <55	55 to <60	60 to <65	65 to <70	70 to <75	75 to <80	80 to <85	85 to <90	90 to <95	95 to <100	100 to >105	Total Counts	85pct Speed	10MPH Pace	% in pace	# of Speeders	% Speeders
11/04/2021	00:00	0	0	0	0	0	0	0	0	0	0	0	0	0	0	0	0	0	0	0	0	0	*	*	*	*
11/04/2021	01:00	0	0	0	0	1	0	0	0	0	0	0	0	0	0	0	0	0	0	0	1	35	25 to 35	100.0	1	100.0
11/04/2021	02:00	0	0	0	0	0	0	0	0	0	0	0	0	0	0	0	0	0	0	0	0	0	*	*	*	*
11/04/2021	03:00	0	0	0	0	0	0	0	0	0	0	0	0	0	0	0	0	0	0	0	0	0	*	*	*	*
11/04/2021	04:00	0	0	0	1	1	1	1	0	0	0	0	0	0	0	0	0	0	0	0	4	40	30 to 40	75.0	3	75.0
11/04/2021	05:00	0	0	0	0	1	0	0	0	0	0	0	0	0	0	0	0	0	0	0	1	35	25 to 35	100.0	1	100.0
11/04/2021	06:00	0	0	1	1	2	3	0	0	0	1	0	0	0	0	0	0	0	0	0	8	40	30 to 40	75.0	6	75.0
11/04/2021	07:00	0	0	4	7	2	2	1	0	0	0	0	0	0	0	0	0	0	0	0	16	37.5	25 to 35	81.3	5	31.3
11/04/2021	08:00	0	1	17	14	5	2	0	0	0	0	0	0	0	0	0	0	0	0	0	39	31	25 to 35	92.3	7	17.9
11/04/2021	09:00	1	4	35	26	7	0	0	0	0	0	0	0	0	0	0	0	0	0	0	73	29.2	25 to 35	93.2	7	9.6
11/04/2021	10:00	0	0	12	47	20	12	3	1	0	0	0	0	0	0	0	0	0	0	0	95	35.8	25 to 35	83.2	36	37.9
11/04/2021	11:00	1	4	20	49	30	16	1	1	0	0	0	0	0	0	0	0	0	0	0	122	35	25 to 35	81.1	48	39.3
11/04/2021	12:00	1	3	20	78	33	8	1	0	1	0	0	0	0	0	0	0	0	0	0	145	33.2	25 to 35	90.3	43	29.7
11/04/2021	13:00	0	5	21	71	42	11	1	0	0	0	0	0	0	0	0	0	0	0	0	151	33.7	25 to 35	88.7	54	35.8
11/04/2021	14:00	0	3	28	88	56	14	3	0	0	0	0	0	0	0	0	0	0	0	0	192	33.9	25 to 35	89.6	73	38.0
11/04/2021	15:00	0	4	37	86	59	25	2	2	0	0	0	0	0	0	0	0	0	0	0	215	34.7	25 to 35	84.7	88	40.9
11/04/2021	16:00	0	5	33	68	47	18	10	2	1	0	0	0	0	0	0	0	0	0	0	184	35.8	25 to 35	80.4	78	42.4
11/04/2021	17:00	1	0	20	56	26	11	3	0	0	0	0	0	0	0	0	0	0	0	0	117	34.2	25 to 35	87.2	40	34.2
11/04/2021	18:00	0	1	11	30	31	12	6	2	0	0	0	0	0	0	0	0	0	0	0	93	37.5	30 to 40	78.5	51	54.8
11/04/2021	19:00	0	0	5	18	12	9	3	0	0	0	0	0	0	0	0	0	0	0	0	47	37.8	30 to 40	83.0	24	51.1
11/04/2021	20:00	0	0	3	18	6	10	1	1	0	0	0	0	0	0	0	0	0	0	0	39	38	30 to 40	87.2	18	46.2
11/04/2021	21:00	0	0	0	6	5	2	2	0	0	0	0	0	0	0	0	0	0	0	0	15	40	30 to 40	86.7	9	60.0
11/04/2021	22:00	0	0	1	1	3	1	0	0	1	0	0	0	0	0	0	0	0	0	0	7	40	25 to 35	71.4	5	71.4
11/04/2021	23:00	0	0	0	0	2	1	2	0	0	0	0	0	0	0	0	0	0	0	0	5	42.5	35 to 45	100.0	5	100.0
24 Hr Summary		4	30	268	665	391	158	40	9	3	1	0	0	0	0	0	0	0	0	0	1569	34.7	25 to 35	84.4	602	38.4

Incoming Histogram
A170 inward
A170 Linkfoot Lane, Helmsley 30mph zone
from Thu-Apr-08-2021-11-00-AM to Wed-Jul-21-2021-06-59-PM

Date	Starting Hr:min	<15	15 to <20	20 to <25	25 to <30	30 to <35	35 to <40	40 to <45	45 to <50	50 to <55	55 to <60	60 to <65	65 to <70	70 to <75	75 to <80	80 to <85	85 to <90	90 to <95	95 to <100	100 to >105	Total Counts	85pct Speed	10MPH Pace	% in pace	# of Speeders	% Speeders
12/04/2021	00:00	0	0	0	0	0	0	0	0	0	0	0	0	0	0	0	0	0	0	0	0	0	*	*	*	*
12/04/2021	01:00	0	0	0	0	0	1	1	0	0	1	0	0	0	0	0	0	0	0	0	3	60	35 to 45	66.7	3	100.0
12/04/2021	02:00	0	0	1	0	4	2	0	1	2	0	0	0	0	0	0	0	0	0	0	10	50	30 to 40	60.0	9	90.0
12/04/2021	03:00	0	0	0	0	1	0	0	1	0	0	0	0	0	0	0	0	0	0	0	2	50	25 to 35	50.0	2	100.0
12/04/2021	04:00	0	0	1	1	3	0	0	1	0	0	0	0	0	0	0	0	0	0	0	6	35	25 to 35	83.3	4	66.7
12/04/2021	05:00	0	1	6	15	4	2	2	1	1	0	0	0	0	0	0	0	0	0	0	32	37.5	25 to 35	78.1	10	31.3
12/04/2021	06:00	0	1	7	21	15	3	6	0	0	0	0	0	0	0	0	0	0	0	0	53	36.7	25 to 35	81.1	24	45.3
12/04/2021	07:00	0	2	26	61	48	11	2	0	0	0	0	0	0	0	0	0	0	0	0	150	34.1	25 to 35	90.0	61	40.7
12/04/2021	08:00	0	7	42	83	53	12	4	0	0	0	0	0	0	0	0	0	0	0	0	201	33.7	25 to 35	88.6	69	34.3
12/04/2021	09:00	3	16	48	65	41	17	5	0	0	0	0	0	0	0	0	0	0	0	0	195	34.1	25 to 35	79.0	63	32.3
12/04/2021	10:00	0	7	34	91	56	12	3	2	0	0	0	0	0	0	0	0	0	0	0	205	33.8	25 to 35	88.3	73	35.6
12/04/2021	11:00	1	5	31	95	52	14	5	0	0	0	0	0	0	0	0	0	0	0	0	203	33.9	25 to 35	87.7	71	35.0
12/04/2021	12:00	1	6	69	78	38	11	3	0	0	0	0	0	0	0	0	0	0	0	0	206	32.8	25 to 35	89.8	52	25.2
12/04/2021	13:00	2	7	33	106	38	15	2	0	1	0	0	0	0	0	0	0	0	0	0	204	33.3	25 to 35	86.8	56	27.5
12/04/2021	14:00	1	4	53	108	47	18	4	0	0	0	0	0	0	0	0	0	0	0	0	235	33.6	25 to 35	88.5	69	29.4
12/04/2021	15:00	1	11	67	106	61	17	5	1	0	0	0	0	0	0	0	0	0	0	0	269	33.6	25 to 35	87.0	84	31.2
12/04/2021	16:00	1	17	82	127	49	11	3	0	0	0	0	0	0	0	0	0	0	0	0	290	31.9	25 to 35	89.0	63	21.7
12/04/2021	17:00	0	9	40	71	42	16	5	1	1	0	0	0	0	0	0	0	0	0	0	185	34.4	25 to 35	82.7	65	35.1
12/04/2021	18:00	0	4	21	49	31	13	5	0	0	0	0	0	0	0	0	0	0	0	0	123	35	25 to 35	82.1	49	39.8
12/04/2021	19:00	1	2	14	25	23	9	2	4	0	1	0	0	0	0	0	0	0	0	0	81	37.2	25 to 35	76.5	39	48.1
12/04/2021	20:00	0	0	9	17	17	7	7	0	0	0	0	0	0	0	0	0	0	0	0	57	38.6	25 to 35	75.4	31	54.4
12/04/2021	21:00	0	1	4	13	6	5	2	0	0	0	0	0	0	0	0	0	0	0	0	31	37	30 to 40	77.4	13	41.9
12/04/2021	22:00	0	0	2	11	3	4	2	0	0	0	0	0	0	0	0	0	0	0	0	22	38.8	30 to 40	81.8	9	40.9
12/04/2021	23:00	0	0	0	0	1	1	0	0	0	0	0	0	0	0	0	0	0	0	0	2	40	30 to 40	100.0	2	100.0
24 Hr Summary		11	100	590	1143	633	201	68	12	5	2	0	0	0	0	0	0	0	0	0	2765	34	25 to 35	85.6	921	33.3

Incoming Histogram
A170 inward
A170 Linkfoot Lane, Helmsley 30mph zone
from Thu-Apr-08-2021-11-00-AM to Wed-Jul-21-2021-06-59-PM

Date	Starting Hr:min	<15	15 to <20	20 to <25	25 to <30	30 to <35	35 to <40	40 to <45	45 to <50	50 to <55	55 to <60	60 to <65	65 to <70	70 to <75	75 to <80	80 to <85	85 to <90	90 to <95	95 to <100	100 to >105	Total Counts	85pct Speed	10MPH Pace	% in pace	# of Speeders	% Speeders
13/04/2021	00:00	0	0	0	0	2	0	0	0	0	0	0	0	0	0	0	0	0	0	0	2	35	25 to 35	100.0	2	100.0
13/04/2021	01:00	0	0	0	0	2	0	1	0	0	0	0	0	0	0	0	0	0	0	0	3	45	35 to 45	100.0	3	100.0
13/04/2021	02:00	0	0	0	0	1	1	1	0	0	0	0	0	0	0	0	0	0	0	0	3	45	35 to 45	100.0	3	100.0
13/04/2021	03:00	0	0	0	0	0	1	0	0	0	0	0	0	0	0	0	0	0	0	0	1	40	30 to 40	100.0	1	100.0
13/04/2021	04:00	0	0	0	4	0	2	3	0	0	0	0	0	0	0	0	0	0	0	0	9	43.3	30 to 40	66.7	5	55.6
13/04/2021	05:00	1	0	1	8	8	6	4	4	0	0	0	0	0	0	0	0	0	0	0	32	43.8	30 to 40	68.8	22	68.8
13/04/2021	06:00	0	2	10	23	16	13	4	0	1	0	0	0	0	0	0	0	0	0	0	69	38.1	30 to 40	75.4	34	49.3
13/04/2021	07:00	0	3	37	75	39	12	3	0	0	0	0	0	0	0	0	0	0	0	0	169	33.7	25 to 35	89.3	54	32.0
13/04/2021	08:00	1	10	53	90	52	18	3	2	0	0	0	0	0	0	0	0	0	0	0	229	33.9	25 to 35	85.2	75	32.8
13/04/2021	09:00	1	8	55	106	43	22	7	0	0	0	0	0	0	0	0	0	0	0	0	242	34.2	25 to 35	84.3	72	29.8
13/04/2021	10:00	1	4	37	102	48	23	6	1	0	0	0	0	0	0	0	0	0	0	0	222	34.7	25 to 35	84.2	78	35.1
13/04/2021	11:00	1	8	42	92	55	13	2	1	0	0	0	0	0	0	0	0	0	0	0	214	33.5	25 to 35	88.3	71	33.2
13/04/2021	12:00	0	9	35	105	71	19	6	2	0	0	0	0	0	0	0	0	0	0	0	247	34.3	25 to 35	85.4	98	39.7
13/04/2021	13:00	2	7	45	77	61	19	2	1	0	0	0	0	0	0	0	0	0	0	0	214	34.2	25 to 35	85.5	83	38.8
13/04/2021	14:00	1	13	50	92	52	16	2	1	0	0	0	0	0	0	0	0	0	0	0	227	33.6	25 to 35	85.5	71	31.3
13/04/2021	15:00	2	9	71	141	56	16	3	0	0	0	0	0	0	0	0	0	0	0	0	298	32.7	25 to 35	89.9	75	25.2
13/04/2021	16:00	0	9	55	136	59	15	3	1	0	0	0	0	0	0	0	0	0	0	0	278	33.1	25 to 35	89.9	78	28.1
13/04/2021	17:00	0	1	57	102	48	17	3	1	0	0	0	0	0	0	0	0	0	0	0	229	33.6	25 to 35	90.4	69	30.1
13/04/2021	18:00	0	2	23	66	31	6	4	3	0	0	0	0	0	0	0	0	0	0	0	135	33.9	25 to 35	88.9	44	32.6
13/04/2021	19:00	0	2	14	34	23	7	3	0	0	0	0	0	0	0	0	0	0	0	0	83	34.6	25 to 35	85.5	33	39.8
13/04/2021	20:00	1	1	4	21	16	2	4	0	0	0	0	0	0	0	0	0	0	0	0	49	34.7	25 to 35	83.7	22	44.9
13/04/2021	21:00	0	0	4	11	6	3	0	1	0	0	0	0	0	0	0	0	0	0	0	25	35	25 to 35	84.0	10	40.0
13/04/2021	22:00	0	0	0	0	1	0	0	1	0	0	0	0	0	0	0	0	0	0	0	2	50	25 to 35	50.0	2	100.0
13/04/2021	23:00	0	0	2	0	1	1	2	0	0	0	0	0	0	0	0	0	0	0	0	6	42.5	35 to 45	66.7	4	66.7
24 Hr Summary		11	88	595	1285	691	232	66	19	1	0	0	0	0	0	0	0	0	0	0	2988	34.1	25 to 35	86.0	1009	33.8

Incoming Histogram
A170 inward
A170 Linkfoot Lane, Helmsley 30mph zone
from Thu-Apr-08-2021-11-00-AM to Wed-Jul-21-2021-06-59-PM

Date	Starting Hr:min	<15	15 to <20	20 to <25	25 to <30	30 to <35	35 to <40	40 to <45	45 to <50	50 to <55	55 to <60	60 to <65	65 to <70	70 to <75	75 to <80	80 to <85	85 to <90	90 to <95	95 to <100	100 to >105	Total Counts	85pct Speed	10MPH Pace	% in pace	# of Speeders	% Speeders
14/04/2021	00:00	0	0	0	0	0	1	0	0	0	0	0	0	0	0	0	0	0	0	0	1	40	30 to 40	100.0	1	100.0
14/04/2021	01:00	0	0	0	0	0	0	1	0	0	0	0	0	0	0	0	0	0	0	0	1	45	35 to 45	100.0	1	100.0
14/04/2021	02:00	0	0	0	1	3	0	2	0	0	0	0	0	0	0	0	0	0	0	0	6	42.5	35 to 45	83.3	5	83.3
14/04/2021	03:00	0	0	0	0	0	1	1	0	0	0	0	0	0	0	0	0	0	0	0	2	45	35 to 45	100.0	2	100.0
14/04/2021	04:00	0	0	4	0	1	4	3	0	0	0	0	0	0	0	0	0	0	0	0	12	41.7	35 to 45	66.7	8	66.7
14/04/2021	05:00	0	1	1	6	9	3	5	1	1	0	0	0	0	0	0	0	0	0	0	27	43	30 to 40	66.7	19	70.4
14/04/2021	06:00	1	0	3	23	15	8	4	0	0	0	0	0	0	0	0	0	0	0	0	54	37.5	30 to 40	85.2	27	50.0
14/04/2021	07:00	0	3	29	62	51	21	5	0	0	0	0	0	0	0	0	0	0	0	0	171	35	25 to 35	83.0	77	45.0
14/04/2021	08:00	0	9	49	117	64	20	6	1	0	0	0	0	0	0	0	0	0	0	0	266	34	25 to 35	86.5	91	34.2
14/04/2021	09:00	0	7	48	86	57	18	6	0	0	0	0	0	0	0	0	0	0	0	0	222	34.2	25 to 35	86.0	81	36.5
14/04/2021	10:00	0	4	47	96	50	18	2	1	0	0	0	0	0	0	0	0	0	0	0	218	33.8	25 to 35	88.5	71	32.6
14/04/2021	11:00	5	12	53	93	54	14	3	1	0	0	0	0	0	0	0	0	0	0	0	235	33.4	25 to 35	85.1	72	30.6
14/04/2021	12:00	2	15	49	93	54	16	5	1	0	1	0	0	0	0	0	0	0	0	0	236	33.9	25 to 35	83.1	77	32.6
14/04/2021	13:00	0	9	36	97	36	19	4	2	0	0	0	0	0	0	0	0	0	0	0	203	34.3	25 to 35	83.3	61	30.0
14/04/2021	14:00	1	7	62	119	65	12	1	0	0	0	0	0	0	0	0	0	0	0	0	267	32.9	25 to 35	92.1	78	29.2
14/04/2021	15:00	1	10	65	121	73	17	5	0	0	0	0	0	0	0	0	0	0	0	0	292	33.5	25 to 35	88.7	95	32.5
14/04/2021	16:00	0	9	69	118	69	34	2	1	0	0	0	0	0	0	0	0	0	0	0	302	34.4	25 to 35	84.8	106	35.1
14/04/2021	17:00	0	3	38	93	55	30	6	0	0	0	0	0	0	0	0	0	0	0	0	225	35.3	25 to 35	82.7	91	40.4
14/04/2021	18:00	0	6	26	56	37	10	6	0	0	0	0	0	0	0	0	0	0	0	0	141	34.3	25 to 35	84.4	53	37.6
14/04/2021	19:00	2	2	6	25	26	16	6	0	0	0	0	0	0	0	0	0	0	0	0	83	38.1	30 to 40	80.7	48	57.8
14/04/2021	20:00	2	0	7	36	17	8	5	0	0	0	0	0	0	0	0	0	0	0	0	75	36.2	30 to 40	81.3	30	40.0
14/04/2021	21:00	0	0	3	11	6	3	0	1	1	0	0	0	0	0	0	0	0	0	0	25	36.7	25 to 35	80.0	11	44.0
14/04/2021	22:00	0	0	2	5	7	5	1	0	1	0	0	0	0	0	0	0	0	0	0	21	39	30 to 40	81.0	14	66.7
14/04/2021	23:00	0	0	0	0	2	0	1	0	0	0	0	0	0	0	0	0	0	0	0	3	45	35 to 45	100.0	3	100.0
24 Hr Summary		14	97	597	1258	751	278	80	9	3	1	0	0	0	0	0	0	0	0	0	3088	34.4	25 to 35	84.4	1122	36.3

Incoming Histogram
A170 inward
A170 Linkfoot Lane, Helmsley 30mph zone

from Thu-Apr-08-2021-11-00-AM to Wed-Jul-21-2021-06-59-PM

Date	Starting Hr:min	<15	15 to <20	20 to <25	25 to <30	30 to <35	35 to <40	40 to <45	45 to <50	50 to <55	55 to <60	60 to <65	65 to <70	70 to <75	75 to <80	80 to <85	85 to <90	90 to <95	95 to <100	100 to >105	Total Counts	85pct Speed	10MPH Pace	% in pace	# of Speeders	% Speeders
15/04/2021	00:00	0	0	0	0	0	0	0	1	0	0	0	0	0	0	0	0	0	0	0	1	50	40 to 50	100.0	1	100.0
15/04/2021	01:00	0	0	0	0	0	0	1	0	0	0	0	0	0	0	0	0	0	0	0	1	45	35 to 45	100.0	1	100.0
15/04/2021	02:00	0	0	0	0	0	3	0	0	1	0	0	0	0	0	0	0	0	0	0	4	40	30 to 40	75.0	4	100.0
15/04/2021	03:00	0	0	0	1	1	0	0	0	0	0	0	0	0	0	0	0	0	0	0	2	35	25 to 35	100.0	1	50.0
15/04/2021	04:00	0	0	0	1	1	1	3	0	0	0	0	0	0	0	0	0	0	0	0	6	43.3	35 to 45	83.3	5	83.3
15/04/2021	05:00	0	1	1	5	5	2	2	0	1	0	0	0	0	0	0	0	0	0	0	17	40	30 to 40	70.6	10	58.8
15/04/2021	06:00	0	0	14	21	21	7	7	0	0	0	0	0	0	0	0	0	0	0	0	70	37.9	25 to 35	80.0	35	50.0
15/04/2021	07:00	1	5	34	60	34	24	7	2	0	0	0	0	0	0	0	0	0	0	0	167	36.7	25 to 35	76.6	67	40.1
15/04/2021	08:00	0	10	51	108	38	16	10	1	0	0	0	0	0	0	0	0	0	0	0	234	33.9	25 to 35	84.2	65	27.8
15/04/2021	09:00	2	6	37	107	66	27	8	0	0	0	0	0	0	0	0	0	0	0	0	253	34.8	25 to 35	83.0	101	39.9
15/04/2021	10:00	1	11	57	116	60	24	8	0	0	0	0	0	0	0	0	0	0	0	0	277	34.2	25 to 35	84.1	92	33.2
15/04/2021	11:00	1	7	37	93	51	13	3	0	0	0	0	0	0	0	0	0	0	0	0	205	33.5	25 to 35	88.3	67	32.7
15/04/2021	12:00	1	10	40	104	67	20	7	0	0	0	0	0	0	0	0	0	0	0	0	249	34.3	25 to 35	84.7	94	37.8
15/04/2021	13:00	1	9	62	90	43	16	2	1	0	0	0	0	0	0	0	0	0	0	0	224	33.3	25 to 35	87.1	62	27.7
15/04/2021	14:00	0	8	51	101	67	19	3	1	1	0	0	0	0	0	0	0	0	0	0	251	34	25 to 35	87.3	91	36.3
15/04/2021	15:00	3	12	44	122	68	16	3	0	1	0	0	0	0	0	0	0	0	0	0	269	33.5	25 to 35	87.0	88	32.7
15/04/2021	16:00	3	9	49	127	89	23	3	0	0	0	0	0	0	0	0	0	0	0	0	303	33.9	25 to 35	87.5	115	38.0
15/04/2021	17:00	1	6	44	113	68	30	6	2	1	0	0	0	0	0	0	0	0	0	0	271	34.9	25 to 35	83.0	107	39.5
15/04/2021	18:00	0	2	20	60	39	24	7	1	0	0	0	0	0	0	0	0	0	0	0	153	36.9	30 to 40	80.4	71	46.4
15/04/2021	19:00	0	3	7	32	28	15	4	1	0	0	0	0	0	0	0	0	0	0	0	90	37	30 to 40	83.3	48	53.3
15/04/2021	20:00	0	1	6	20	10	4	1	2	0	0	0	0	0	0	0	0	0	0	0	44	35	25 to 35	81.8	17	38.6
15/04/2021	21:00	0	0	4	7	10	6	2	1	0	0	0	0	0	0	0	0	0	0	0	30	39.2	30 to 40	76.7	19	63.3
15/04/2021	22:00	0	1	1	1	4	2	0	1	1	0	0	0	0	0	0	0	0	0	0	11	40	30 to 40	63.6	8	72.7
15/04/2021	23:00	0	1	0	0	0	1	0	1	1	0	0	0	0	0	0	0	0	0	0	4	50	40 to 50	50.0	3	75.0
24 Hr Summary		14	102	559	1289	770	293	87	15	7	0	0	0	0	0	0	0	0	0	0	3136	34.6	25 to 35	83.5	1172	37.4

Incoming Histogram
A170 inward
A170 Linkfoot Lane, Helmsley 30mph zone
from Thu-Apr-08-2021-11-00-AM to Wed-Jul-21-2021-06-59-PM

Date	Starting Hr:min	<15	15 to <20	20 to <25	25 to <30	30 to <35	35 to <40	40 to <45	45 to <50	50 to <55	55 to <60	60 to <65	65 to <70	70 to <75	75 to <80	80 to <85	85 to <90	90 to <95	95 to <100	100 to >105	Total Counts	85pct Speed	10MPH Pace	% in pace	# of Speeders	% Speeders
16/04/2021	00:00	0	0	1	1	2	0	0	0	0	0	0	0	0	0	0	0	0	0	0	4	32.5	25 to 35	100.0	2	50.0
16/04/2021	01:00	0	0	0	0	0	1	0	0	0	1	0	0	0	0	0	0	0	0	0	2	60	30 to 40	50.0	2	100.0
16/04/2021	02:00	0	0	0	2	0	2	0	0	1	0	0	0	0	0	0	0	0	0	0	5	40	30 to 40	80.0	3	60.0
16/04/2021	03:00	0	0	0	2	0	1	1	1	0	0	0	0	0	0	0	0	0	0	0	5	45	30 to 40	60.0	3	60.0
16/04/2021	04:00	0	0	0	2	1	2	1	1	2	0	0	0	0	0	0	0	0	0	0	9	52.5	30 to 40	55.6	7	77.8
16/04/2021	05:00	0	0	5	5	11	4	0	0	1	0	0	0	0	0	0	0	0	0	0	26	36.2	25 to 35	80.8	16	61.5
16/04/2021	06:00	0	0	5	27	13	22	6	0	0	0	0	0	0	0	0	0	0	0	0	73	38.9	30 to 40	84.9	41	56.2
16/04/2021	07:00	0	12	35	55	37	11	4	3	0	0	0	0	0	0	0	0	0	0	0	157	34.2	25 to 35	80.9	55	35.0
16/04/2021	08:00	1	12	56	112	50	13	8	1	0	0	0	0	0	0	0	0	0	0	0	253	33.4	25 to 35	86.2	72	28.5
16/04/2021	09:00	1	7	50	136	67	20	2	1	0	0	0	0	0	0	0	0	0	0	0	284	33.5	25 to 35	89.1	90	31.7
16/04/2021	10:00	1	19	67	134	76	12	0	0	0	0	0	0	0	0	0	0	0	0	0	309	32.8	25 to 35	89.6	88	28.5
16/04/2021	11:00	2	6	65	137	65	14	8	1	0	0	0	0	0	0	0	0	0	0	0	298	33.3	25 to 35	89.6	88	29.5
16/04/2021	12:00	1	8	43	109	63	24	3	0	0	1	0	0	0	0	0	0	0	0	0	252	34.2	25 to 35	85.3	91	36.1
16/04/2021	13:00	1	10	53	125	74	23	4	2	0	0	0	0	0	0	0	0	0	0	0	292	34	25 to 35	86.3	103	35.3
16/04/2021	14:00	0	8	56	118	64	18	5	0	0	0	0	0	0	0	0	0	0	0	0	269	33.7	25 to 35	88.5	87	32.3
16/04/2021	15:00	1	9	66	149	83	32	6	0	0	0	0	0	0	0	0	0	0	0	0	346	34.2	25 to 35	86.1	121	35.0
16/04/2021	16:00	2	17	89	114	57	13	3	0	1	0	0	0	0	0	0	0	0	0	0	296	32.6	25 to 35	87.8	74	25.0
16/04/2021	17:00	0	8	37	98	67	18	2	0	0	0	0	0	0	0	0	0	0	0	0	230	34	25 to 35	87.8	87	37.8
16/04/2021	18:00	0	8	31	61	49	10	6	1	0	0	0	0	0	0	0	0	0	0	0	166	34.2	25 to 35	84.9	66	39.8
16/04/2021	19:00	1	2	17	37	20	9	4	1	1	0	0	0	0	0	0	0	0	0	0	92	35.6	25 to 35	80.4	35	38.0
16/04/2021	20:00	0	1	7	33	11	12	2	1	0	0	0	0	0	0	0	0	0	0	0	67	37.1	30 to 40	83.6	26	38.8
16/04/2021	21:00	0	0	1	14	14	6	0	0	0	0	0	0	0	0	0	0	0	0	0	35	35.8	30 to 40	97.1	20	57.1
16/04/2021	22:00	0	0	3	5	8	3	2	1	0	0	0	0	0	0	0	0	0	0	0	22	40	25 to 35	72.7	14	63.6
16/04/2021	23:00	0	0	0	3	2	3	2	2	0	0	0	0	0	0	0	0	0	0	0	12	45	30 to 40	66.7	9	75.0
24 Hr Summary		11	127	687	1479	834	273	69	16	6	2	0	0	0	0	0	0	0	0	0	3504	34	25 to 35	85.6	1200	34.2

Incoming Histogram
 A170 inward
 A170 Linkfoot Lane, Helmsley 30mph zone
 from Thu-Apr-08-2021-11-00-AM to Wed-Jul-21-2021-06-59-PM

Date	Starting Hr:min	<15	15 to <20	20 to <25	25 to <30	30 to <35	35 to <40	40 to <45	45 to <50	50 to <55	55 to <60	60 to <65	65 to <70	70 to <75	75 to <80	80 to <85	85 to <90	90 to <95	95 to <100	100 to >105	Total Counts	85pct Speed	10MPH Pace	% in pace	# of Speeders	% Speeders
17/04/2021	00:00	0	0	0	0	1	1	3	0	0	0	0	0	0	0	0	0	0	0	0	5	43.3	35 to 45	100.0	5	100.0
17/04/2021	01:00	0	0	0	0	0	0	0	0	1	0	0	0	0	0	0	0	0	0	0	1	55	45 to 55	100.0	1	100.0
17/04/2021	02:00	0	0	0	0	0	2	1	0	1	0	0	0	0	0	0	0	0	0	0	4	45	35 to 45	75.0	4	100.0
17/04/2021	03:00	0	0	0	0	0	1	0	0	0	0	0	0	0	0	0	0	0	0	0	1	40	30 to 40	100.0	1	100.0
17/04/2021	04:00	0	0	0	1	5	1	0	1	0	0	0	0	0	0	0	0	0	0	0	8	40	30 to 40	87.5	7	87.5
17/04/2021	05:00	0	0	0	3	1	0	0	1	0	0	0	0	0	0	0	0	0	0	0	5	35	25 to 35	80.0	2	40.0
17/04/2021	06:00	0	2	3	16	11	5	2	0	0	0	0	0	0	0	0	0	0	0	0	39	36	30 to 40	82.1	18	46.2
17/04/2021	07:00	0	2	14	41	27	11	0	2	0	0	0	0	0	0	0	0	0	0	0	97	34.6	25 to 35	84.5	40	41.2
17/04/2021	08:00	0	8	17	54	40	14	1	2	0	0	0	0	0	0	0	0	0	0	0	136	34.6	25 to 35	81.6	57	41.9
17/04/2021	09:00	0	7	49	107	53	13	2	0	0	0	0	0	0	0	0	0	0	0	0	231	33.1	25 to 35	90.5	68	29.4
17/04/2021	10:00	1	10	62	118	55	14	3	1	0	0	0	0	0	0	0	0	0	0	0	264	33	25 to 35	89.0	73	27.7
17/04/2021	11:00	0	10	35	103	56	6	2	2	0	0	0	0	0	0	0	0	0	0	0	214	33	25 to 35	90.7	66	30.8
17/04/2021	12:00	0	8	50	121	51	15	0	0	0	0	0	0	0	0	0	0	0	0	0	245	32.8	25 to 35	90.6	66	26.9
17/04/2021	13:00	0	5	36	88	37	19	6	0	0	0	0	0	0	0	0	0	0	0	0	191	34.5	25 to 35	84.3	62	32.5
17/04/2021	14:00	0	7	59	123	62	6	1	1	0	0	0	0	0	0	0	0	0	0	0	259	32.5	25 to 35	94.2	70	27.0
17/04/2021	15:00	0	10	45	96	58	11	3	2	0	0	0	0	0	0	0	0	0	0	0	225	33.4	25 to 35	88.4	74	32.9
17/04/2021	16:00	1	9	40	115	82	18	1	1	0	0	0	0	0	0	0	0	0	0	0	267	33.8	25 to 35	88.8	102	38.2
17/04/2021	17:00	0	6	36	94	66	26	5	1	0	0	0	0	0	0	0	0	0	0	0	234	34.8	25 to 35	83.8	98	41.9
17/04/2021	18:00	2	5	34	62	41	23	5	0	0	0	0	0	0	0	0	0	0	0	0	172	35.4	25 to 35	79.7	69	40.1
17/04/2021	19:00	0	3	11	45	34	21	6	3	0	0	0	0	0	0	0	0	0	0	0	123	37.9	30 to 40	81.3	64	52.0
17/04/2021	20:00	0	0	7	21	15	7	1	1	0	0	0	0	0	0	0	0	0	0	0	52	35.7	25 to 35	82.7	24	46.2
17/04/2021	21:00	0	0	1	17	16	5	2	0	0	0	0	0	0	0	0	0	0	0	0	41	36	30 to 40	92.7	23	56.1
17/04/2021	22:00	0	0	0	2	6	5	0	1	0	0	0	0	0	0	0	0	0	0	0	14	39	30 to 40	92.9	12	85.7
17/04/2021	23:00	0	0	0	3	2	2	2	0	0	0	0	0	0	0	0	0	0	0	0	9	42.5	30 to 40	77.8	6	66.7
24 Hr Summary		4	92	499	1230	719	226	46	19	2	0	0	0	0	0	0	0	0	0	0	2837	34.1	25 to 35	86.3	1012	35.7

Incoming Histogram
A170 inward
A170 Linkfoot Lane, Helmsley 30mph zone
from Thu-Apr-08-2021-11-00-AM to Wed-Jul-21-2021-06-59-PM

Date	Starting Hr:min	<15	15 to <20	20 to <25	25 to <30	30 to <35	35 to <40	40 to <45	45 to <50	50 to <55	55 to <60	60 to <65	65 to <70	70 to <75	75 to <80	80 to <85	85 to <90	90 to <95	95 to <100	100 to >105	Total Counts	85pct Speed	10MPH Pace	% in pace	# of Speeders	% Speeders
18/04/2021	00:00	0	0	1	1	1	0	1	0	0	0	0	0	0	0	0	0	0	0	0	4	35	25 to 35	75.0	2	50.0
18/04/2021	01:00	0	0	0	0	1	1	0	0	0	0	0	0	0	0	0	0	0	0	0	2	40	30 to 40	100.0	2	100.0
18/04/2021	02:00	0	0	0	0	0	0	0	0	0	0	0	0	0	0	0	0	0	0	0	0	0	*	*	*	*
18/04/2021	03:00	0	0	0	0	0	0	1	0	0	0	0	0	0	0	0	0	0	0	0	1	45	35 to 45	100.0	1	100.0
18/04/2021	04:00	0	0	0	1	0	1	0	0	0	0	0	0	0	0	0	0	0	0	0	2	40	30 to 40	100.0	1	50.0
18/04/2021	05:00	0	0	0	1	3	1	2	0	0	0	0	0	0	0	0	0	0	0	0	7	42.5	35 to 45	85.7	6	85.7
18/04/2021	06:00	0	0	3	9	5	3	2	0	0	0	0	0	0	0	0	0	0	0	0	22	38.3	25 to 35	77.3	10	45.5
18/04/2021	07:00	0	1	4	21	13	7	1	0	1	0	0	0	0	0	0	0	0	0	0	48	36.4	30 to 40	85.4	22	45.8
18/04/2021	08:00	0	1	22	57	22	13	4	4	0	0	0	0	0	0	0	0	0	0	0	123	36.2	25 to 35	82.1	43	35.0
18/04/2021	09:00	1	5	37	79	33	9	5	2	0	0	0	0	0	0	0	0	0	0	0	171	33.5	25 to 35	87.1	49	28.7
18/04/2021	10:00	0	2	39	105	44	12	1	0	0	0	0	0	0	0	0	0	0	0	0	203	33.1	25 to 35	92.6	57	28.1
18/04/2021	11:00	1	9	49	109	73	16	4	1	0	0	0	0	0	0	0	0	0	0	0	262	33.8	25 to 35	88.2	94	35.9
18/04/2021	12:00	0	4	42	114	70	25	1	0	0	0	0	0	0	0	0	0	0	0	0	256	34.1	25 to 35	88.3	96	37.5
18/04/2021	13:00	0	8	60	127	53	11	2	0	0	0	0	0	0	0	0	0	0	0	0	261	32.5	25 to 35	92.0	66	25.3
18/04/2021	14:00	0	11	54	112	52	16	6	0	0	0	0	0	0	0	0	0	0	0	0	251	33.5	25 to 35	86.9	74	29.5
18/04/2021	15:00	0	4	45	135	62	24	1	1	0	1	0	0	0	0	0	0	0	0	0	273	33.9	25 to 35	88.6	89	32.6
18/04/2021	16:00	0	9	38	124	78	18	8	2	0	0	0	0	0	0	0	0	0	0	0	277	34.1	25 to 35	86.6	106	38.3
18/04/2021	17:00	0	6	50	109	77	21	4	4	0	0	0	0	0	0	0	0	0	0	0	271	34.2	25 to 35	87.1	106	39.1
18/04/2021	18:00	1	4	33	82	48	25	3	1	0	0	0	0	0	0	0	0	0	0	0	197	34.9	25 to 35	82.7	77	39.1
18/04/2021	19:00	0	1	14	47	35	22	1	0	0	0	0	0	0	0	0	0	0	0	0	120	36.1	30 to 40	86.7	58	48.3
18/04/2021	20:00	0	1	9	27	12	7	3	1	0	0	0	0	0	0	0	0	0	0	0	60	36.4	25 to 35	80.0	23	38.3
18/04/2021	21:00	0	0	4	8	8	9	3	1	0	0	0	0	0	0	0	0	0	0	0	33	39.4	30 to 40	75.8	21	63.6
18/04/2021	22:00	0	0	0	2	2	1	1	0	0	0	0	0	0	0	0	0	0	0	0	6	40	30 to 40	83.3	4	66.7
18/04/2021	23:00	0	0	0	2	1	2	0	0	0	0	0	0	0	0	0	0	0	0	0	5	37.5	30 to 40	100.0	3	60.0
24 Hr Summary		3	66	504	1272	693	244	54	17	1	1	0	0	0	0	0	0	0	0	0	2855	34.2	25 to 35	86.5	1010	35.4

Incoming Histogram
A170 inward
A170 Linkfoot Lane, Helmsley 30mph zone

from Thu-Apr-08-2021-11-00-AM to Wed-Jul-21-2021-06-59-PM

Date	Starting Hr:min	<15	15 to <20	20 to <25	25 to <30	30 to <35	35 to <40	40 to <45	45 to <50	50 to <55	55 to <60	60 to <65	65 to <70	70 to <75	75 to <80	80 to <85	85 to <90	90 to <95	95 to <100	100 to >105	Total Counts	85pct Speed	10MPH Pace	% in pace	# of Speeders	% Speeders
19/04/2021	00:00	0	0	0	0	1	3	1	0	1	0	0	0	0	0	0	0	0	0	0	6	45	35 to 45	83.3	6	100.0
19/04/2021	01:00	0	1	0	0	0	0	0	0	0	0	1	0	0	0	0	0	0	0	0	2	65	10 to 20	50.0	1	50.0
19/04/2021	02:00	0	0	0	2	0	0	0	0	1	0	0	0	0	0	0	0	0	0	0	3	55	20 to 30	66.7	1	33.3
19/04/2021	03:00	0	0	0	2	0	1	0	0	0	0	0	0	0	0	0	0	0	0	0	3	40	30 to 40	100.0	1	33.3
19/04/2021	04:00	0	0	1	5	1	1	0	0	0	0	0	0	0	0	0	0	0	0	0	8	35	25 to 35	87.5	2	25.0
19/04/2021	05:00	0	0	1	9	6	3	3	1	0	0	0	0	0	0	0	0	0	0	0	23	41.7	30 to 40	78.3	13	56.5
19/04/2021	06:00	0	0	7	29	11	12	7	4	1	1	0	0	0	0	0	0	0	0	0	72	41.4	30 to 40	72.2	36	50.0
19/04/2021	07:00	1	5	34	94	46	19	2	0	0	0	0	0	0	0	0	0	0	0	0	201	34	25 to 35	86.6	67	33.3
19/04/2021	08:00	1	15	55	108	41	27	2	0	0	1	0	0	0	0	0	0	0	0	0	250	34	25 to 35	81.6	71	28.4
19/04/2021	09:00	1	8	48	100	56	22	2	2	1	0	0	0	0	0	0	0	0	0	0	240	34.2	25 to 35	85.0	83	34.6
19/04/2021	10:00	1	3	38	88	57	22	2	2	0	0	0	0	0	0	0	0	0	0	0	213	34.5	25 to 35	85.9	83	39.0
19/04/2021	11:00	3	6	42	106	63	21	5	1	0	0	0	0	0	0	0	0	0	0	0	247	34.2	25 to 35	85.4	90	36.4
19/04/2021	12:00	1	10	46	97	59	22	3	0	0	0	0	0	0	0	0	0	0	0	0	238	34.1	25 to 35	84.9	84	35.3
19/04/2021	13:00	2	5	49	93	65	20	9	0	0	0	0	0	0	0	0	0	0	0	0	243	34.5	25 to 35	85.2	94	38.7
19/04/2021	14:00	1	8	65	131	54	25	6	0	0	0	0	0	0	0	0	0	0	0	0	290	33.8	25 to 35	86.2	85	29.3
19/04/2021	15:00	2	8	59	127	71	22	8	0	0	0	0	0	0	0	0	0	0	0	0	297	33.9	25 to 35	86.5	101	34.0
19/04/2021	16:00	0	11	53	122	88	29	5	0	0	0	0	0	0	0	0	0	0	0	0	308	34.3	25 to 35	85.4	122	39.6
19/04/2021	17:00	3	9	43	101	49	21	4	1	0	0	0	0	0	0	0	0	0	0	0	231	34.1	25 to 35	83.5	75	32.5
19/04/2021	18:00	0	2	14	62	23	14	2	2	0	0	0	0	0	0	0	0	0	0	0	119	35	25 to 35	83.2	41	34.5
19/04/2021	19:00	0	2	10	32	23	12	0	1	0	0	0	0	0	0	0	0	0	0	0	80	35.4	30 to 40	83.8	36	45.0
19/04/2021	20:00	0	0	7	25	17	7	4	1	1	0	0	0	0	0	0	0	0	0	0	62	37.9	25 to 35	79.0	30	48.4
19/04/2021	21:00	0	0	0	10	4	6	3	0	0	0	0	0	0	0	0	0	0	0	0	23	40	30 to 40	87.0	13	56.5
19/04/2021	22:00	0	0	0	2	1	3	1	0	0	0	0	0	0	0	0	0	0	0	0	7	40	30 to 40	85.7	5	71.4
19/04/2021	23:00	0	1	1	0	0	0	1	0	0	0	0	0	0	0	0	0	0	0	0	3	45	15 to 25	66.7	1	33.3
24 Hr Summary		16	94	573	1345	736	312	70	15	5	2	1	0	0	0	0	0	0	0	0	3169	34.5	25 to 35	83.7	1141	36.0

Incoming Histogram
A170 inward
A170 Linkfoot Lane, Helmsley 30mph zone

from Thu-Apr-08-2021-11-00-AM to Wed-Jul-21-2021-06-59-PM

Date	Starting Hr:min	<15	15 to <20	20 to <25	25 to <30	30 to <35	35 to <40	40 to <45	45 to <50	50 to <55	55 to <60	60 to <65	65 to <70	70 to <75	75 to <80	80 to <85	85 to <90	90 to <95	95 to <100	100 to >105	Total Counts	85pct Speed	10MPH Pace	% in pace	# of Speeders	% Speeders
20/04/2021	00:00	0	0	0	0	0	0	1	2	0	0	0	0	0	0	0	0	0	0	0	3	50	40 to 50	100.0	3	100.0
20/04/2021	01:00	0	0	0	1	0	0	0	0	1	0	0	0	0	0	0	0	0	0	0	2	55	20 to 30	50.0	1	50.0
20/04/2021	02:00	0	0	0	0	1	1	0	1	1	0	0	0	0	0	0	0	0	0	0	4	50	30 to 40	50.0	4	100.0
20/04/2021	03:00	0	0	0	0	0	0	1	0	0	0	0	0	0	0	0	0	0	0	0	1	45	35 to 45	100.0	1	100.0
20/04/2021	04:00	0	0	0	2	2	2	2	0	0	0	0	0	0	0	0	0	0	0	0	8	42.5	30 to 40	75.0	6	75.0
20/04/2021	05:00	0	0	5	7	3	3	2	1	0	0	0	0	0	0	0	0	0	0	0	21	40	25 to 35	71.4	9	42.9
20/04/2021	06:00	0	1	9	15	23	15	4	4	1	0	0	0	0	0	0	0	0	0	0	72	39.3	30 to 40	73.6	47	65.3
20/04/2021	07:00	0	3	28	74	47	20	6	1	0	0	0	0	0	0	0	0	0	0	0	179	35	25 to 35	83.2	74	41.3
20/04/2021	08:00	0	8	51	125	53	17	2	2	0	0	0	0	0	0	0	0	0	0	0	258	33.3	25 to 35	88.8	74	28.7
20/04/2021	09:00	3	9	53	115	42	21	5	1	0	0	0	0	0	0	0	0	0	0	0	249	33.8	25 to 35	84.3	69	27.7
20/04/2021	10:00	1	4	34	83	56	17	3	0	0	0	0	0	0	0	0	0	0	0	0	198	34.1	25 to 35	87.4	76	38.4
20/04/2021	11:00	0	4	38	108	69	21	2	0	0	0	0	0	0	0	0	0	0	0	0	242	34.1	25 to 35	88.8	92	38.0
20/04/2021	12:00	1	6	32	92	58	23	4	0	0	0	0	0	0	0	0	0	0	0	0	216	34.6	25 to 35	84.3	85	39.4
20/04/2021	13:00	1	4	45	94	70	25	4	0	0	0	0	0	0	0	0	0	0	0	0	243	34.5	25 to 35	86.0	99	40.7
20/04/2021	14:00	4	6	43	90	53	15	5	2	1	0	0	0	0	0	0	0	0	0	0	219	34.1	25 to 35	84.9	76	34.7
20/04/2021	15:00	2	11	46	121	67	21	3	1	0	0	0	0	0	0	0	0	0	0	0	272	33.8	25 to 35	86.0	92	33.8
20/04/2021	16:00	0	7	44	137	67	29	3	2	0	0	0	0	0	0	0	0	0	0	0	289	34.3	25 to 35	85.8	101	34.9
20/04/2021	17:00	0	10	53	91	66	9	2	1	0	0	0	0	0	0	0	0	0	0	0	232	33.3	25 to 35	90.5	78	33.6
20/04/2021	18:00	1	2	29	62	35	18	3	0	0	0	0	0	0	0	0	0	0	0	0	150	34.9	25 to 35	84.0	56	37.3
20/04/2021	19:00	0	5	12	28	23	9	4	1	0	0	0	0	0	0	0	0	0	0	0	82	36.1	25 to 35	76.8	37	45.1
20/04/2021	20:00	0	2	13	23	8	2	4	0	1	0	0	0	0	0	0	0	0	0	0	53	34.4	25 to 35	83.0	15	28.3
20/04/2021	21:00	0	3	3	15	7	8	1	0	1	0	0	0	0	0	0	0	0	0	0	38	37.5	30 to 40	78.9	17	44.7
20/04/2021	22:00	0	0	0	1	4	3	2	0	0	0	0	0	0	0	0	0	0	0	0	10	40	35 to 45	90.0	9	90.0
20/04/2021	23:00	0	0	1	0	3	2	2	0	0	0	0	0	0	0	0	0	0	0	0	8	42.5	35 to 45	87.5	7	87.5
24 Hr Summary		13	85	539	1284	757	281	65	19	6	0	0	0	0	0	0	0	0	0	0	3049	34.4	25 to 35	84.6	1128	37.0

Incoming Histogram
A170 inward
A170 Linkfoot Lane, Helmsley 30mph zone
from Thu-Apr-08-2021-11-00-AM to Wed-Jul-21-2021-06-59-PM

Date	Starting Hr:min	<15	15 to <20	20 to <25	25 to <30	30 to <35	35 to <40	40 to <45	45 to <50	50 to <55	55 to <60	60 to <65	65 to <70	70 to <75	75 to <80	80 to <85	85 to <90	90 to <95	95 to <100	100 to >105	Total Counts	85pct Speed	10MPH Pace	% in pace	# of Speeders	% Speeders
21/04/2021	00:00	0	0	0	2	1	2	1	0	0	0	0	0	0	0	0	0	0	0	0	6	40	30 to 40	83.3	4	66.7
21/04/2021	01:00	0	1	0	1	1	0	0	0	1	0	0	0	0	0	0	0	0	0	0	4	35	20 to 30	50.0	2	50.0
21/04/2021	02:00	0	0	2	0	1	1	0	0	1	0	0	0	0	0	0	0	0	0	0	5	40	25 to 35	60.0	3	60.0
21/04/2021	03:00	0	0	0	0	0	0	1	1	0	0	0	0	0	0	0	0	0	0	0	2	50	40 to 50	100.0	2	100.0
21/04/2021	04:00	0	1	1	0	4	2	0	0	1	0	0	0	0	0	0	0	0	0	0	9	40	30 to 40	66.7	7	77.8
21/04/2021	05:00	0	0	1	3	2	11	3	1	0	0	0	0	0	0	0	0	0	0	0	21	41.7	30 to 40	76.2	17	81.0
21/04/2021	06:00	0	1	4	20	13	9	7	3	1	0	0	0	0	0	0	0	0	0	0	58	41.4	30 to 40	72.4	33	56.9
21/04/2021	07:00	3	1	28	75	54	14	3	0	0	0	0	0	0	0	0	0	0	0	0	178	34.1	25 to 35	88.2	71	39.9
21/04/2021	08:00	1	10	65	129	58	14	0	1	0	0	0	0	0	0	0	0	0	0	0	278	32.7	25 to 35	90.6	73	26.3
21/04/2021	09:00	1	4	38	102	61	15	2	1	0	0	0	0	0	0	0	0	0	0	0	224	33.7	25 to 35	89.7	79	35.3
21/04/2021	10:00	4	18	51	102	54	15	5	0	0	0	0	0	0	0	0	0	0	0	0	249	33.4	25 to 35	83.1	74	29.7
21/04/2021	11:00	2	14	62	119	50	17	2	0	0	0	0	0	0	0	0	0	0	0	0	266	32.9	25 to 35	86.8	69	25.9
21/04/2021	12:00	4	9	39	114	53	14	7	3	0	0	0	0	0	0	0	0	0	0	0	243	33.9	25 to 35	84.8	77	31.7
21/04/2021	13:00	0	9	39	95	66	17	2	1	1	0	0	0	0	0	0	0	0	0	0	230	34	25 to 35	87.0	87	37.8
21/04/2021	14:00	3	7	50	104	59	16	4	0	0	0	0	0	0	0	0	0	0	0	0	243	33.6	25 to 35	87.7	79	32.5
21/04/2021	15:00	3	12	56	111	53	32	6	4	0	0	0	0	0	0	0	0	0	0	0	277	35	25 to 35	79.4	95	34.3
21/04/2021	16:00	2	14	55	124	61	12	4	1	0	0	0	0	0	0	0	0	0	0	0	273	33	25 to 35	87.9	78	28.6
21/04/2021	17:00	3	2	39	87	69	16	3	2	0	0	0	0	0	0	0	0	0	0	0	221	34.1	25 to 35	88.2	90	40.7
21/04/2021	18:00	1	5	20	44	30	24	9	1	2	0	0	0	0	0	0	0	0	0	0	136	38.3	30 to 40	72.1	66	48.5
21/04/2021	19:00	0	2	11	44	30	7	2	2	0	0	0	0	0	0	0	0	0	0	0	98	34.3	25 to 35	86.7	41	41.8
21/04/2021	20:00	0	0	14	21	16	8	1	2	0	0	0	0	0	0	0	0	0	0	0	62	36.2	25 to 35	82.3	27	43.5
21/04/2021	21:00	0	0	2	9	9	2	4	3	0	0	0	0	0	0	0	0	0	0	0	29	43.8	25 to 35	69.0	18	62.1
21/04/2021	22:00	0	0	0	3	0	3	3	0	0	0	0	0	0	0	0	0	0	0	0	9	43.3	30 to 40	66.7	6	66.7
21/04/2021	23:00	0	0	0	2	2	1	0	0	0	0	0	0	0	0	0	0	0	0	0	5	35	30 to 40	100.0	3	60.0
24 Hr Summary		27	110	577	1311	747	252	69	26	7	0	0	0	0	0	0	0	0	0	0	3126	34.2	25 to 35	84.3	1101	35.2

Incoming Histogram
A170 inward
A170 Linkfoot Lane, Helmsley 30mph zone
from Thu-Apr-08-2021-11-00-AM to Wed-Jul-21-2021-06-59-PM

Date	Starting Hr:min	<15	15 to <20	20 to <25	25 to <30	30 to <35	35 to <40	40 to <45	45 to <50	50 to <55	55 to <60	60 to <65	65 to <70	70 to <75	75 to <80	80 to <85	85 to <90	90 to <95	95 to <100	100 to >105	Total Counts	85pct Speed	10MPH Pace	% in pace	# of Speeders	% Speeders
22/04/2021	00:00	0	0	0	0	0	2	0	1	0	0	0	0	0	0	0	0	0	0	0	3	50	40 to 50	100.0	3	100.0
22/04/2021	01:00	0	0	0	0	0	1	0	1	0	0	1	0	0	0	0	0	0	0	0	3	65	40 to 50	66.7	3	100.0
22/04/2021	02:00	0	1	0	3	0	1	2	0	0	0	0	0	0	0	0	0	0	0	0	7	42.5	20 to 30	57.1	3	42.9
22/04/2021	03:00	0	0	0	0	0	1	1	0	0	0	0	0	0	0	0	0	0	0	0	2	45	35 to 45	100.0	2	100.0
22/04/2021	04:00	0	0	0	4	3	4	0	1	0	0	0	0	0	0	0	0	0	0	0	12	38.8	30 to 40	91.7	8	66.7
22/04/2021	05:00	0	0	0	10	5	3	2	1	0	0	0	0	0	0	0	0	0	0	0	21	40	30 to 40	85.7	11	52.4
22/04/2021	06:00	0	1	3	29	26	11	7	2	0	0	0	0	0	0	0	0	0	0	0	79	38.6	30 to 40	83.5	46	58.2
22/04/2021	07:00	0	3	30	71	43	21	4	1	0	0	0	0	0	0	0	0	0	0	0	173	35	25 to 35	83.2	69	39.9
22/04/2021	08:00	1	6	62	106	54	15	7	0	0	0	0	0	0	0	0	0	0	0	0	251	33.5	25 to 35	88.4	76	30.3
22/04/2021	09:00	0	9	45	78	64	23	6	1	0	0	0	0	0	0	0	0	0	0	0	226	34.7	25 to 35	82.7	94	41.6
22/04/2021	10:00	0	12	72	111	45	20	1	1	0	0	0	0	0	0	0	0	0	0	0	262	33.1	25 to 35	87.0	67	25.6
22/04/2021	11:00	2	10	54	91	40	14	4	0	0	0	0	0	0	0	0	0	0	0	0	215	33.2	25 to 35	86.0	58	27.0
22/04/2021	12:00	0	11	58	84	49	19	5	0	0	0	0	0	0	0	0	0	0	0	0	226	34	25 to 35	84.5	73	32.3
22/04/2021	13:00	1	2	45	99	50	25	5	0	0	0	0	0	0	0	0	0	0	0	0	227	34.6	25 to 35	85.5	80	35.2
22/04/2021	14:00	0	12	67	98	66	22	0	0	0	0	0	0	0	0	0	0	0	0	0	265	33.6	25 to 35	87.2	88	33.2
22/04/2021	15:00	0	8	77	113	82	18	3	1	0	0	0	0	0	0	0	0	0	0	0	302	33.6	25 to 35	90.1	104	34.4
22/04/2021	16:00	2	13	67	121	41	8	6	2	0	0	0	0	0	0	0	0	0	0	0	260	32.2	25 to 35	88.1	57	21.9
22/04/2021	17:00	0	11	89	81	38	11	2	0	0	0	0	0	0	0	0	0	0	0	0	232	32.1	25 to 35	89.7	51	22.0
22/04/2021	18:00	0	10	20	59	38	11	3	0	0	0	0	0	0	0	0	0	0	0	0	141	34.1	25 to 35	83.0	52	36.9
22/04/2021	19:00	1	1	12	52	22	9	2	1	0	0	0	0	0	0	0	0	0	0	0	100	34.3	25 to 35	86.0	34	34.0
22/04/2021	20:00	0	1	9	34	23	6	4	0	0	0	0	0	0	0	0	0	0	0	0	77	34.6	25 to 35	85.7	33	42.9
22/04/2021	21:00	0	1	1	8	14	4	0	0	0	0	0	0	0	0	0	0	0	0	0	28	35	30 to 40	92.9	18	64.3
22/04/2021	22:00	0	0	0	3	4	4	2	0	0	0	0	0	0	0	0	0	0	0	0	13	40	30 to 40	84.6	10	76.9
22/04/2021	23:00	0	0	0	2	0	0	3	1	0	0	0	0	0	0	0	0	0	0	0	6	45	40 to 50	66.7	4	66.7
24 Hr Summary		7	112	711	1257	707	253	69	14	0	0	1	0	0	0	0	0	0	0	0	3131	34.1	25 to 35	85.4	1044	33.3

Incoming Histogram
A170 inward
A170 Linkfoot Lane, Helmsley 30mph zone
from Thu-Apr-08-2021-11-00-AM to Wed-Jul-21-2021-06-59-PM

Date	Starting Hr:min	<15	15 to <20	20 to <25	25 to <30	30 to <35	35 to <40	40 to <45	45 to <50	50 to <55	55 to <60	60 to <65	65 to <70	70 to <75	75 to <80	80 to <85	85 to <90	90 to <95	95 to <100	100 to >105	Total Counts	85pct Speed	10MPH Pace	% in pace	# of Speeders	% Speeders
23/04/2021	00:00	0	0	0	0	0	0	1	0	0	0	0	0	0	0	0	0	0	0	0	1	45	35 to 45	100.0	1	100.0
23/04/2021	01:00	0	0	0	0	0	0	0	0	2	0	0	0	0	0	0	0	0	0	0	2	55	45 to 55	100.0	2	100.0
23/04/2021	02:00	0	0	0	3	0	2	0	1	0	0	0	0	0	0	0	0	0	0	0	6	40	30 to 40	83.3	3	50.0
23/04/2021	03:00	0	0	0	1	1	1	1	0	0	0	0	0	0	0	0	0	0	0	0	4	40	30 to 40	75.0	3	75.0
23/04/2021	04:00	0	0	1	2	2	2	0	2	0	0	0	0	0	0	0	0	0	0	0	9	47.5	30 to 40	66.7	6	66.7
23/04/2021	05:00	0	0	1	8	7	3	3	2	0	0	0	0	0	0	0	0	0	0	0	24	41.7	30 to 40	75.0	15	62.5
23/04/2021	06:00	0	3	10	22	16	4	7	1	0	0	0	0	0	0	0	0	0	0	0	63	38.8	25 to 35	76.2	28	44.4
23/04/2021	07:00	0	9	36	73	54	19	4	1	0	0	0	0	0	0	0	0	0	0	0	196	34.5	25 to 35	83.2	78	39.8
23/04/2021	08:00	1	12	73	101	61	22	4	1	0	0	0	0	0	0	0	0	0	0	0	275	33.9	25 to 35	85.5	88	32.0
23/04/2021	09:00	0	8	48	132	61	29	1	0	0	0	0	0	0	0	0	0	0	0	0	279	34	25 to 35	86.4	91	32.6
23/04/2021	10:00	0	11	61	129	68	23	6	0	0	0	0	0	0	0	0	0	0	0	0	298	33.8	25 to 35	86.6	97	32.6
23/04/2021	11:00	1	12	48	122	59	15	1	0	0	0	0	0	0	0	0	0	0	0	0	258	33.1	25 to 35	88.8	75	29.1
23/04/2021	12:00	1	12	43	109	55	21	3	0	0	0	0	0	0	0	0	0	0	0	0	244	33.8	25 to 35	84.8	79	32.4
23/04/2021	13:00	1	7	53	127	61	21	7	0	0	0	0	0	0	0	0	0	0	0	0	277	33.9	25 to 35	87.0	89	32.1
23/04/2021	14:00	2	7	60	108	71	20	6	2	0	0	0	0	0	0	0	0	0	0	0	276	34.1	25 to 35	86.6	99	35.9
23/04/2021	15:00	0	16	77	149	73	19	5	0	0	0	0	0	0	0	0	0	0	0	0	339	33.2	25 to 35	88.2	97	28.6
23/04/2021	16:00	0	4	74	145	59	12	1	0	0	0	0	0	0	0	0	0	0	0	0	295	32.4	25 to 35	94.2	72	24.4
23/04/2021	17:00	1	7	40	108	54	16	7	1	0	0	0	0	0	0	0	0	0	0	0	234	34	25 to 35	86.3	78	33.3
23/04/2021	18:00	0	6	20	50	40	23	4	1	0	0	0	0	0	0	0	0	0	0	0	144	36.3	30 to 40	78.5	68	47.2
23/04/2021	19:00	1	6	12	47	20	13	7	1	0	0	0	0	0	0	0	0	0	0	0	107	36.9	30 to 40	74.8	41	38.3
23/04/2021	20:00	0	2	7	23	21	6	5	1	0	0	0	0	0	0	0	0	0	0	0	65	36.7	25 to 35	78.5	33	50.8
23/04/2021	21:00	0	0	1	21	11	10	2	0	0	0	0	0	0	0	0	0	0	0	0	45	37.5	30 to 40	93.3	23	51.1
23/04/2021	22:00	0	0	3	7	3	4	0	0	0	0	0	0	0	0	0	0	0	0	0	17	36.2	30 to 40	82.4	7	41.2
23/04/2021	23:00	0	0	1	4	1	3	2	1	0	0	0	0	0	0	0	0	0	0	0	12	42.5	30 to 40	66.7	7	58.3
24 Hr Summary		8	122	669	1491	798	288	77	15	2	0	0	0	0	0	0	0	0	0	0	3470	34.1	25 to 35	85.2	1180	34.0

Incoming Histogram
A170 inward
A170 Linkfoot Lane, Helmsley 30mph zone
from Thu-Apr-08-2021-11-00-AM to Wed-Jul-21-2021-06-59-PM

Date	Starting Hr:min	<15	15 to <20	20 to <25	25 to <30	30 to <35	35 to <40	40 to <45	45 to <50	50 to <55	55 to <60	60 to <65	65 to <70	70 to <75	75 to <80	80 to <85	85 to <90	90 to <95	95 to <100	100 to >105	Total Counts	85pct Speed	10MPH Pace	% in pace	# of Speeders	% Speeders
24/04/2021	00:00	0	0	0	0	0	0	0	1	0	1	0	0	0	0	0	0	0	0	0	2	60	50 to 60	100.0	2	100.0
24/04/2021	01:00	0	0	0	0	0	0	1	0	0	0	0	0	0	0	0	0	0	0	0	1	45	35 to 45	100.0	1	100.0
24/04/2021	02:00	0	0	0	2	2	2	0	1	0	1	0	0	0	0	0	0	0	0	0	8	50	30 to 40	75.0	6	75.0
24/04/2021	03:00	0	0	0	0	1	2	1	1	0	0	0	0	0	0	0	0	0	0	0	5	45	35 to 45	80.0	5	100.0
24/04/2021	04:00	0	0	1	2	0	1	0	1	0	0	0	0	0	0	0	0	0	0	0	5	40	20 to 30	60.0	2	40.0
24/04/2021	05:00	0	0	0	5	2	7	1	0	0	0	1	0	0	0	0	0	0	0	0	16	40	30 to 40	87.5	11	68.8
24/04/2021	06:00	0	0	3	9	9	4	2	2	0	0	0	0	0	0	0	0	0	0	0	29	40	30 to 40	75.9	17	58.6
24/04/2021	07:00	1	3	13	44	21	11	2	0	0	0	0	0	0	0	0	0	0	0	0	95	34.8	25 to 35	82.1	34	35.8
24/04/2021	08:00	0	12	31	58	39	16	3	0	0	0	0	0	0	0	0	0	0	0	0	159	34.4	25 to 35	80.5	58	36.5
24/04/2021	09:00	0	10	50	100	33	9	3	1	0	0	0	0	0	0	0	0	0	0	0	206	32.3	25 to 35	88.8	46	22.3
24/04/2021	10:00	2	10	57	119	62	14	7	0	0	0	0	0	0	0	0	0	0	0	0	271	33.4	25 to 35	87.8	83	30.6
24/04/2021	11:00	3	14	60	110	64	17	2	0	0	0	0	0	0	0	0	0	0	0	0	270	33.4	25 to 35	86.7	83	30.7
24/04/2021	12:00	1	6	47	122	43	25	2	1	0	0	0	0	0	0	0	0	0	0	0	247	34	25 to 35	85.8	71	28.7
24/04/2021	13:00	0	9	54	97	49	11	3	0	1	0	0	1	0	0	0	0	0	0	0	225	33.2	25 to 35	88.9	65	28.9
24/04/2021	14:00	0	4	50	83	52	19	2	2	0	0	0	0	0	0	0	0	0	0	0	212	34.1	25 to 35	87.3	75	35.4
24/04/2021	15:00	1	8	34	104	49	17	9	1	0	0	0	0	0	0	0	0	0	0	0	223	34.4	25 to 35	83.9	76	34.1
24/04/2021	16:00	1	13	46	117	58	20	3	1	0	0	0	0	0	0	0	0	0	0	0	259	33.7	25 to 35	85.3	82	31.7
24/04/2021	17:00	0	7	31	111	68	17	6	1	0	0	0	0	0	0	0	0	0	0	0	241	34.1	25 to 35	87.1	92	38.2
24/04/2021	18:00	0	3	20	66	49	21	6	1	0	0	0	0	0	0	0	0	0	0	0	166	35.7	30 to 40	81.9	77	46.4
24/04/2021	19:00	0	3	11	49	37	16	6	1	0	0	0	0	0	0	0	0	0	0	0	123	36.6	30 to 40	82.9	60	48.8
24/04/2021	20:00	0	1	13	32	16	14	7	2	0	0	0	0	0	0	0	0	0	0	0	85	38.6	30 to 40	72.9	39	45.9
24/04/2021	21:00	0	0	4	18	9	4	2	1	0	0	0	0	0	0	0	0	0	0	0	38	36.2	25 to 35	81.6	16	42.1
24/04/2021	22:00	0	0	2	6	8	1	2	1	0	0	0	0	0	0	0	0	0	0	0	20	40	25 to 35	80.0	12	60.0
24/04/2021	23:00	0	0	3	2	3	1	1	0	0	0	0	0	0	0	0	0	0	0	0	10	35	25 to 35	80.0	5	50.0
24 Hr Summary		9	103	530	1256	674	249	71	19	1	2	1	1	0	0	0	0	0	0	0	2916	34.3	25 to 35	84.4	1018	34.9

Incoming Histogram
 A170 inward
 A170 Linkfoot Lane, Helmsley 30mph zone
 from Thu-Apr-08-2021-11-00-AM to Wed-Jul-21-2021-06-59-PM

Date	Starting Hr:min	<15	15 to <20	20 to <25	25 to <30	30 to <35	35 to <40	40 to <45	45 to <50	50 to <55	55 to <60	60 to <65	65 to <70	70 to <75	75 to <80	80 to <85	85 to <90	90 to <95	95 to <100	100 to >105	Total Counts	85pct Speed	10MPH Pace	% in pace	# of Speeders	% Speeders
25/04/2021	00:00	0	0	0	2	0	0	0	0	0	0	0	0	0	0	0	0	0	0	0	2	30	20 to 30	100.0	*	*
25/04/2021	01:00	0	0	0	0	0	0	0	0	0	0	0	0	0	0	0	0	0	0	0	0	0	*	*	*	*
25/04/2021	02:00	0	0	0	0	0	0	0	0	0	0	0	0	0	0	0	0	0	0	0	0	0	*	*	*	*
25/04/2021	03:00	0	0	0	1	0	0	0	0	0	0	0	0	0	0	0	0	0	0	0	1	30	20 to 30	100.0	*	*
25/04/2021	04:00	0	0	1	2	0	1	0	0	0	0	0	0	0	0	0	0	0	0	0	4	30	20 to 30	75.0	1	25.0
25/04/2021	05:00	0	0	0	0	0	1	0	0	0	0	0	0	0	0	0	0	0	0	0	1	40	30 to 40	100.0	1	100.0
25/04/2021	06:00	0	0	1	4	10	3	1	0	0	0	0	0	0	0	0	0	0	0	0	19	36.7	30 to 40	89.5	14	73.7
25/04/2021	07:00	0	1	3	18	7	9	1	0	1	0	0	0	0	0	0	0	0	0	0	40	37.8	30 to 40	85.0	18	45.0
25/04/2021	08:00	0	0	11	45	25	8	5	0	0	0	0	0	0	0	0	0	0	0	0	94	34.8	25 to 35	86.2	38	40.4
25/04/2021	09:00	3	7	23	68	44	13	5	1	0	0	0	0	0	0	0	0	0	0	0	164	34.3	25 to 35	82.3	63	38.4
25/04/2021	10:00	7	7	38	124	59	13	0	0	0	0	0	0	0	0	0	0	0	0	0	248	33	25 to 35	89.1	72	29.0
25/04/2021	11:00	2	5	42	114	60	12	3	1	0	0	0	0	0	0	0	0	0	0	0	239	33.3	25 to 35	90.4	76	31.8
25/04/2021	12:00	0	7	41	110	54	13	1	1	0	0	0	0	0	0	0	0	0	0	0	227	33.2	25 to 35	90.3	69	30.4
25/04/2021	13:00	1	4	60	105	63	12	1	0	0	0	0	0	0	0	0	0	0	0	0	246	33.1	25 to 35	92.7	76	30.9
25/04/2021	14:00	0	10	68	122	61	19	4	0	0	0	0	0	0	0	0	0	0	0	0	284	33.4	25 to 35	88.4	84	29.6
25/04/2021	15:00	4	8	61	156	72	16	3	0	1	0	0	0	0	0	0	0	0	0	0	321	33.1	25 to 35	90.0	92	28.7
25/04/2021	16:00	1	9	45	125	82	26	6	0	0	0	0	0	0	0	0	0	0	0	0	294	34.3	25 to 35	85.7	114	38.8
25/04/2021	17:00	0	8	42	92	72	32	7	2	2	0	0	0	0	0	0	0	0	0	0	257	35.6	25 to 35	80.2	115	44.7
25/04/2021	18:00	1	3	21	54	57	18	5	2	0	0	0	0	0	0	0	0	0	0	0	161	35.3	25 to 35	82.0	82	50.9
25/04/2021	19:00	0	1	6	45	21	13	6	0	0	0	0	0	0	0	0	0	0	0	0	92	36.9	30 to 40	85.9	40	43.5
25/04/2021	20:00	0	1	4	21	15	6	1	1	0	0	0	0	0	0	0	0	0	0	0	49	35.8	30 to 40	85.7	23	46.9
25/04/2021	21:00	0	0	1	8	7	4	2	2	0	0	0	0	0	0	0	0	0	0	0	24	40	30 to 40	79.2	15	62.5
25/04/2021	22:00	0	0	1	2	2	0	0	0	0	0	0	0	0	0	0	0	0	0	0	5	32.5	25 to 35	100.0	2	40.0
25/04/2021	23:00	0	0	0	0	0	0	0	0	0	0	0	0	0	0	0	0	0	0	0	0	0	*	*	*	*
24 Hr Summary		19	71	469	1218	711	219	51	10	4	0	0	0	0	0	0	0	0	0	0	2772	34.1	25 to 35	86.5	995	35.9

Incoming Histogram
A170 inward
A170 Linkfoot Lane, Helmsley 30mph zone
from Thu-Apr-08-2021-11-00-AM to Wed-Jul-21-2021-06-59-PM

Date	Starting Hr:min	<15	15 to <20	20 to <25	25 to <30	30 to <35	35 to <40	40 to <45	45 to <50	50 to <55	55 to <60	60 to <65	65 to <70	70 to <75	75 to <80	80 to <85	85 to <90	90 to <95	95 to <100	100 to >105	Total Counts	85pct Speed	10MPH Pace	% in pace	# of Speeders	% Speeders
26/04/2021	00:00	0	0	0	2	2	1	1	0	1	0	0	0	0	0	0	0	0	0	0	7	45	30 to 40	71.4	5	71.4
26/04/2021	01:00	0	0	0	0	0	0	1	0	0	1	0	0	0	0	0	0	0	0	0	2	60	35 to 45	50.0	2	100.0
26/04/2021	02:00	0	0	0	1	1	0	1	0	1	0	0	0	0	0	0	0	0	0	0	4	45	25 to 35	50.0	3	75.0
26/04/2021	03:00	0	0	0	0	1	0	0	0	0	0	0	0	0	0	0	0	0	0	0	1	35	25 to 35	100.0	1	100.0
26/04/2021	04:00	0	0	3	2	5	2	1	1	1	0	0	0	0	0	0	0	0	0	0	15	45	25 to 35	66.7	10	66.7
26/04/2021	05:00	0	2	7	11	9	3	4	1	0	0	0	0	0	0	0	0	0	0	0	37	38.3	25 to 35	73.0	17	45.9
26/04/2021	06:00	0	0	6	22	16	13	6	3	0	1	0	0	0	0	0	0	0	0	0	67	40	30 to 40	76.1	39	58.2
26/04/2021	07:00	1	6	32	69	46	15	3	2	1	0	0	0	0	0	0	0	0	0	0	175	34.5	25 to 35	84.0	67	38.3
26/04/2021	08:00	1	6	56	102	52	12	3	0	0	0	0	0	0	0	0	0	0	0	0	232	33.1	25 to 35	90.5	67	28.9
26/04/2021	09:00	0	6	66	120	45	17	2	0	0	0	0	0	0	0	0	0	0	0	0	256	32.9	25 to 35	90.2	64	25.0
26/04/2021	10:00	1	7	42	96	50	22	2	1	0	0	0	0	0	0	0	0	0	0	0	221	34.2	25 to 35	85.1	75	33.9
26/04/2021	11:00	1	6	44	82	66	24	4	0	0	0	0	0	0	0	0	0	0	0	0	227	34.5	25 to 35	84.6	94	41.4
26/04/2021	12:00	0	7	42	97	54	19	4	1	0	0	0	1	0	0	0	0	0	0	0	225	34.2	25 to 35	85.8	79	35.1
26/04/2021	13:00	0	10	34	93	53	18	3	0	0	0	0	0	0	0	0	0	0	0	0	211	34	25 to 35	85.3	74	35.1
26/04/2021	14:00	2	6	66	105	59	14	7	2	0	0	0	0	0	0	0	0	0	0	0	261	33.6	25 to 35	88.1	82	31.4
26/04/2021	15:00	1	11	58	152	64	17	3	1	0	0	0	0	0	0	0	0	0	0	0	307	33	25 to 35	89.3	85	27.7
26/04/2021	16:00	0	6	79	147	57	21	4	0	0	0	0	0	0	0	0	0	0	0	0	314	33.1	25 to 35	90.1	82	26.1
26/04/2021	17:00	0	8	32	79	43	22	6	1	1	0	0	0	0	0	0	0	0	0	0	192	35.2	25 to 35	80.2	73	38.0
26/04/2021	18:00	1	4	19	51	26	12	4	1	0	0	0	0	0	0	0	0	0	0	0	118	34.8	25 to 35	81.4	43	36.4
26/04/2021	19:00	1	8	9	26	21	11	4	2	0	0	0	0	0	0	0	0	0	0	0	82	37.3	30 to 40	70.7	38	46.3
26/04/2021	20:00	0	0	9	18	19	5	0	2	0	0	0	0	0	0	0	0	0	0	0	53	34.7	25 to 35	86.8	26	49.1
26/04/2021	21:00	0	0	2	9	9	3	2	0	0	0	0	0	0	0	0	0	0	0	0	25	36.7	30 to 40	84.0	14	56.0
26/04/2021	22:00	0	0	0	3	0	0	1	0	0	0	0	0	0	0	0	0	0	0	0	4	30	20 to 30	75.0	1	25.0
26/04/2021	23:00	0	0	0	0	3	0	2	0	0	0	0	0	0	0	0	0	0	0	0	5	42.5	35 to 45	100.0	5	100.0
24 Hr Summary		9	93	606	1287	701	251	68	18	5	2	0	1	0	0	0	0	0	0	0	3041	34.2	25 to 35	85.3	1046	34.4

Incoming Histogram
A170 inward
A170 Linkfoot Lane, Helmsley 30mph zone

from Thu-Apr-08-2021-11-00-AM to Wed-Jul-21-2021-06-59-PM

Date	Starting Hr:min	<15	15 to <20	20 to <25	25 to <30	30 to <35	35 to <40	40 to <45	45 to <50	50 to <55	55 to <60	60 to <65	65 to <70	70 to <75	75 to <80	80 to <85	85 to <90	90 to <95	95 to <100	100 to >105	Total Counts	85pct Speed	10MPH Pace	% in pace	# of Speeders	% Speeders
27/04/2021	00:00	0	0	0	0	0	0	1	0	0	0	0	0	0	0	0	0	0	0	0	1	45	35 to 45	100.0	1	100.0
27/04/2021	01:00	0	0	0	1	0	0	0	1	1	0	0	0	0	0	0	0	0	0	0	3	55	45 to 55	66.7	2	66.7
27/04/2021	02:00	0	0	0	1	1	1	0	0	1	0	0	0	0	0	0	0	0	0	0	4	40	30 to 40	75.0	3	75.0
27/04/2021	03:00	0	0	0	0	2	1	1	0	0	0	0	0	0	0	0	0	0	0	0	4	40	35 to 45	100.0	4	100.0
27/04/2021	04:00	0	0	0	4	2	2	3	1	0	0	0	0	0	0	0	0	0	0	0	12	43.3	30 to 40	66.7	8	66.7
27/04/2021	05:00	0	0	1	6	4	2	4	1	0	0	0	0	0	0	0	0	0	0	0	18	42.5	30 to 40	66.7	11	61.1
27/04/2021	06:00	0	0	5	21	11	8	4	2	0	0	0	0	0	0	0	0	0	0	0	51	38.8	30 to 40	78.4	25	49.0
27/04/2021	07:00	3	7	36	82	42	16	1	0	0	0	0	0	0	0	0	0	0	0	0	187	33.7	25 to 35	85.6	59	31.6
27/04/2021	08:00	2	12	66	114	56	12	3	1	0	0	0	0	0	0	0	0	0	0	0	266	32.9	25 to 35	88.7	72	27.1
27/04/2021	09:00	0	7	37	69	32	13	0	0	0	0	0	0	0	0	0	0	0	0	0	158	33.3	25 to 35	87.3	45	28.5
27/04/2021	10:00	2	2	33	98	42	12	3	0	0	0	0	0	0	0	0	0	0	0	0	192	33.3	25 to 35	90.1	57	29.7
27/04/2021	11:00	2	13	46	120	47	13	2	0	0	0	0	0	0	0	0	0	0	0	0	243	32.8	25 to 35	87.7	62	25.5
27/04/2021	12:00	0	4	42	79	39	16	7	1	0	0	0	0	0	0	0	0	0	0	0	188	34.5	25 to 35	85.1	63	33.5
27/04/2021	13:00	2	9	51	89	43	16	0	0	0	0	0	0	0	0	0	0	0	0	0	210	33.1	25 to 35	87.1	59	28.1
27/04/2021	14:00	0	7	40	89	44	13	6	1	0	0	0	0	0	0	0	0	0	0	0	200	33.9	25 to 35	86.5	64	32.0
27/04/2021	15:00	0	8	47	105	50	14	2	1	0	0	0	0	0	0	0	0	0	0	0	227	33.3	25 to 35	89.0	67	29.5
27/04/2021	16:00	0	10	63	104	46	18	3	1	0	0	0	0	0	0	0	0	0	0	0	245	33.4	25 to 35	86.9	68	27.8
27/04/2021	17:00	1	5	40	92	57	16	3	1	0	0	0	0	0	0	0	0	0	0	0	215	33.9	25 to 35	87.9	77	35.8
27/04/2021	18:00	1	2	20	60	35	11	6	3	0	0	0	0	0	0	0	0	0	0	0	138	34.9	25 to 35	83.3	55	39.9
27/04/2021	19:00	0	2	9	32	16	6	0	0	0	0	0	0	0	0	0	0	0	0	0	65	33.8	25 to 35	87.7	22	33.8
27/04/2021	20:00	0	1	5	12	5	3	1	1	0	0	0	0	0	0	0	0	0	0	0	28	36.7	25 to 35	78.6	10	35.7
27/04/2021	21:00	0	0	1	3	1	3	1	0	0	0	0	0	0	0	0	0	0	0	0	9	40	30 to 40	77.8	5	55.6
27/04/2021	22:00	0	0	0	2	0	0	0	0	0	0	0	0	0	0	0	0	0	0	0	2	30	20 to 30	100.0	*	*
27/04/2021	23:00	0	0	1	0	0	1	1	0	0	0	0	0	0	0	0	0	0	0	0	3	45	35 to 45	66.7	2	66.7
24 Hr Summary		13	89	543	1183	575	197	52	15	2	0	0	0	0	0	0	0	0	0	0	2669	33.8	25 to 35	86.2	841	31.5

Incoming Histogram
A170 inward
A170 Linkfoot Lane, Helmsley 30mph zone
from Thu-Apr-08-2021-11-00-AM to Wed-Jul-21-2021-06-59-PM

Date	Starting Hr:min	<15	15 to <20	20 to <25	25 to <30	30 to <35	35 to <40	40 to <45	45 to <50	50 to <55	55 to <60	60 to <65	65 to <70	70 to <75	75 to <80	80 to <85	85 to <90	90 to <95	95 to <100	100 to >105	Total Counts	85pct Speed	10MPH Pace	% in pace	# of Speeders	% Speeders
28/04/2021	00:00	0	0	0	0	0	0	0	0	0	0	0	0	0	0	0	0	0	0	0	0	0	*	*	*	*
28/04/2021	01:00	0	0	0	0	0	0	0	1	0	0	0	0	0	0	0	0	0	0	0	1	50	40 to 50	100.0	1	100.0
28/04/2021	02:00	0	0	0	1	1	1	0	0	0	0	0	0	0	0	0	0	0	0	0	3	40	30 to 40	100.0	2	66.7
28/04/2021	03:00	0	0	0	0	0	0	0	0	0	0	0	0	0	0	0	0	0	0	0	0	0	*	*	*	*
28/04/2021	04:00	0	0	1	5	1	4	2	1	0	0	0	0	0	0	0	0	0	0	0	14	42.5	30 to 40	71.4	8	57.1
28/04/2021	05:00	0	1	3	6	6	8	2	1	0	0	0	0	0	0	0	0	0	0	0	27	39.4	30 to 40	74.1	17	63.0
28/04/2021	06:00	0	0	4	17	11	8	3	2	0	0	0	0	0	0	0	0	0	0	0	45	38.8	30 to 40	80.0	24	53.3
28/04/2021	07:00	1	8	30	80	29	20	2	1	1	0	0	0	0	0	0	0	0	0	0	172	34.7	25 to 35	80.8	53	30.8
28/04/2021	08:00	3	12	73	117	54	12	3	0	0	0	0	0	0	0	0	0	0	0	0	274	32.6	25 to 35	89.1	69	25.2
28/04/2021	09:00	2	9	59	113	68	16	0	0	0	0	0	0	0	0	0	0	0	0	0	267	33.2	25 to 35	89.9	84	31.5
28/04/2021	10:00	1	9	47	108	51	10	2	0	0	0	0	0	0	0	0	0	0	0	0	228	32.8	25 to 35	90.4	63	27.6
28/04/2021	11:00	2	12	51	109	33	16	2	0	0	0	0	0	0	0	0	0	0	0	0	225	32.6	25 to 35	85.8	51	22.7
28/04/2021	12:00	0	6	54	100	57	20	2	0	0	0	0	0	0	0	0	0	0	0	0	239	33.8	25 to 35	88.3	79	33.1
28/04/2021	13:00	0	5	39	93	61	25	1	0	1	0	0	0	0	0	0	0	0	0	0	225	34.4	25 to 35	85.8	88	39.1
28/04/2021	14:00	0	12	50	107	46	12	3	1	0	0	0	0	0	0	0	0	0	0	0	231	32.9	25 to 35	87.9	62	26.8
28/04/2021	15:00	1	9	47	99	62	16	5	3	1	0	0	0	0	0	0	0	0	0	0	243	34.1	25 to 35	85.6	87	35.8
28/04/2021	16:00	0	8	53	122	58	10	0	0	0	0	0	0	0	0	0	0	0	0	0	251	32.6	25 to 35	92.8	68	27.1
28/04/2021	17:00	2	10	43	87	59	23	4	0	0	0	0	0	0	0	0	0	0	0	0	228	34.4	25 to 35	82.9	86	37.7
28/04/2021	18:00	0	4	20	45	41	17	2	1	0	0	0	0	0	0	0	0	0	0	0	130	35	25 to 35	81.5	61	46.9
28/04/2021	19:00	0	1	16	36	15	11	1	1	0	0	0	0	0	0	0	0	0	0	0	81	35.5	25 to 35	82.7	28	34.6
28/04/2021	20:00	0	0	3	20	9	4	1	1	0	0	0	0	0	0	0	0	0	0	0	38	35	30 to 40	86.8	15	39.5
28/04/2021	21:00	0	0	4	14	6	3	2	0	0	0	0	0	0	0	0	0	0	0	0	29	36.7	25 to 35	82.8	11	37.9
28/04/2021	22:00	0	0	1	2	2	1	2	0	0	0	0	0	0	0	0	0	0	0	0	8	42.5	25 to 35	62.5	5	62.5
28/04/2021	23:00	0	0	1	2	5	1	0	0	0	0	0	0	0	0	0	0	0	0	0	9	35	25 to 35	88.9	6	66.7
24 Hr Summary		12	106	599	1283	675	238	39	13	3	0	0	0	0	0	0	0	0	0	0	2968	33.9	25 to 35	86.2	968	32.6

Incoming Histogram
A170 inward
A170 Linkfoot Lane, Helmsley 30mph zone
from Thu-Apr-08-2021-11-00-AM to Wed-Jul-21-2021-06-59-PM

Date	Starting Hr:min	<15	15 to <20	20 to <25	25 to <30	30 to <35	35 to <40	40 to <45	45 to <50	50 to <55	55 to <60	60 to <65	65 to <70	70 to <75	75 to <80	80 to <85	85 to <90	90 to <95	95 to <100	100 to >105	Total Counts	85pct Speed	10MPH Pace	% in pace	# of Speeders	% Speeders
29/04/2021	00:00	0	0	0	1	0	1	0	0	0	0	0	0	0	0	0	0	0	0	0	2	40	30 to 40	100.0	1	50.0
29/04/2021	01:00	0	0	0	1	0	1	0	0	1	0	0	0	0	0	0	0	0	0	0	3	55	30 to 40	66.7	2	66.7
29/04/2021	02:00	0	0	0	1	2	2	0	1	0	0	0	0	0	0	0	0	0	0	0	6	40	30 to 40	83.3	5	83.3
29/04/2021	03:00	0	0	0	0	0	0	1	0	0	0	0	0	0	0	0	0	0	0	0	1	45	35 to 45	100.0	1	100.0
29/04/2021	04:00	0	0	0	1	2	6	1	2	0	0	0	0	0	0	0	0	0	0	0	12	45	30 to 40	75.0	11	91.7
29/04/2021	05:00	0	0	3	7	6	2	0	0	0	0	0	0	0	0	0	0	0	0	0	18	34.2	25 to 35	88.9	8	44.4
29/04/2021	06:00	0	1	5	19	10	3	4	1	1	0	0	0	0	0	0	0	0	0	0	44	38.3	25 to 35	77.3	19	43.2
29/04/2021	07:00	1	3	17	58	35	16	2	0	0	0	0	0	0	0	0	0	0	0	0	132	34.7	25 to 35	83.3	53	40.2
29/04/2021	08:00	2	8	53	103	40	4	2	0	0	0	0	0	0	0	0	0	0	0	0	212	31.8	25 to 35	92.5	46	21.7
29/04/2021	09:00	1	8	72	85	36	18	2	1	0	0	0	0	0	0	0	0	0	0	0	223	33.3	25 to 35	86.5	57	25.6
29/04/2021	10:00	3	14	48	85	32	6	1	1	0	0	0	0	0	0	0	0	0	0	0	190	31.9	25 to 35	86.8	40	21.1
29/04/2021	11:00	1	17	53	98	51	24	0	0	0	0	0	0	0	0	0	0	0	0	0	244	33.7	25 to 35	82.8	75	30.7
29/04/2021	12:00	0	6	45	98	52	13	4	0	0	0	0	0	0	0	0	0	0	0	0	218	33.5	25 to 35	89.4	69	31.7
29/04/2021	13:00	1	12	47	91	40	21	3	0	0	0	0	0	0	0	0	0	0	0	0	215	34	25 to 35	82.8	64	29.8
29/04/2021	14:00	0	3	59	111	56	14	2	0	0	0	0	0	0	0	0	0	0	0	0	245	33.1	25 to 35	92.2	72	29.4
29/04/2021	15:00	1	8	56	124	80	17	2	1	0	0	0	0	0	0	0	0	0	0	0	289	33.6	25 to 35	90.0	100	34.6
29/04/2021	16:00	1	7	65	131	59	19	2	2	0	0	0	0	0	0	0	0	0	0	0	286	33.3	25 to 35	89.2	82	28.7
29/04/2021	17:00	0	5	32	103	55	22	0	2	1	0	0	0	0	0	0	0	0	0	0	220	34.3	25 to 35	86.4	80	36.4
29/04/2021	18:00	1	4	30	53	35	16	3	2	0	0	0	0	0	0	0	0	0	0	0	144	34.9	25 to 35	81.9	56	38.9
29/04/2021	19:00	0	2	15	32	22	9	4	2	0	0	0	0	0	0	0	0	0	0	0	86	36.1	25 to 35	80.2	37	43.0
29/04/2021	20:00	0	0	5	21	19	3	1	2	1	0	1	0	0	0	0	0	0	0	0	53	35	25 to 35	84.9	27	50.9
29/04/2021	21:00	0	0	5	14	6	3	2	1	0	0	0	0	0	0	0	0	0	0	0	31	36.7	25 to 35	80.6	12	38.7
29/04/2021	22:00	0	0	0	1	0	1	0	0	0	0	0	0	0	0	0	0	0	0	0	2	40	30 to 40	100.0	1	50.0
29/04/2021	23:00	0	0	0	1	4	1	0	0	0	0	0	0	0	0	0	0	0	0	0	6	35	30 to 40	100.0	5	83.3
24 Hr Summary		12	98	610	1239	642	222	36	18	4	0	1	0	0	0	0	0	0	0	0	2882	33.8	25 to 35	86.4	923	32.0

Incoming Histogram
A170 inward
A170 Linkfoot Lane, Helmsley 30mph zone
from Thu-Apr-08-2021-11-00-AM to Wed-Jul-21-2021-06-59-PM

Date	Starting Hr:min	<15	15 to <20	20 to <25	25 to <30	30 to <35	35 to <40	40 to <45	45 to <50	50 to <55	55 to <60	60 to <65	65 to <70	70 to <75	75 to <80	80 to <85	85 to <90	90 to <95	95 to <100	100 to >105	Total Counts	85pct Speed	10MPH Pace	% in pace	# of Speeders	% Speeders
30/04/2021	00:00	0	0	0	0	3	2	1	0	0	0	0	0	0	0	0	0	0	0	0	6	40	35 to 45	100.0	6	100.0
30/04/2021	01:00	0	0	0	0	0	1	0	1	0	1	0	0	0	0	0	0	0	0	0	3	60	40 to 50	66.7	3	100.0
30/04/2021	02:00	0	0	0	1	3	4	0	2	0	0	0	0	0	0	0	0	0	0	0	10	40	30 to 40	80.0	9	90.0
30/04/2021	03:00	0	0	0	0	0	1	0	1	1	0	0	0	0	0	0	0	0	0	0	3	55	40 to 50	66.7	3	100.0
30/04/2021	04:00	0	0	0	2	1	2	3	2	0	0	0	0	0	0	0	0	0	0	0	10	45	40 to 50	70.0	8	80.0
30/04/2021	05:00	0	1	2	8	5	11	0	3	0	0	0	0	0	0	0	0	0	0	0	30	39.5	30 to 40	80.0	19	63.3
30/04/2021	06:00	0	2	9	20	22	9	5	0	0	0	0	0	0	0	0	0	0	0	0	67	37.2	25 to 35	76.1	36	53.7
30/04/2021	07:00	1	15	75	62	32	4	3	0	0	0	0	0	0	0	0	0	0	0	0	192	31.6	25 to 35	88.0	39	20.3
30/04/2021	08:00	0	27	90	118	33	8	0	0	0	0	0	0	0	0	0	0	0	0	0	276	30	25 to 35	87.3	41	14.9
30/04/2021	09:00	3	20	79	136	45	25	1	0	0	0	0	0	0	0	0	0	0	0	0	309	32.8	25 to 35	84.1	71	23.0
30/04/2021	10:00	0	15	89	153	60	16	2	0	0	0	0	0	0	0	0	0	0	0	0	335	32.3	25 to 35	90.1	78	23.3
30/04/2021	11:00	1	7	81	135	54	24	2	0	0	0	0	0	0	0	0	0	0	0	0	304	33.1	25 to 35	88.8	80	26.3
30/04/2021	12:00	1	12	71	112	60	15	3	0	0	0	0	0	0	0	0	0	0	0	0	274	33.1	25 to 35	88.7	78	28.5
30/04/2021	13:00	1	9	55	118	53	16	5	1	0	0	0	0	0	0	0	0	0	0	0	258	33.4	25 to 35	87.6	75	29.1
30/04/2021	14:00	1	13	45	134	56	22	4	0	0	0	0	0	0	0	0	0	0	0	0	275	33.7	25 to 35	85.5	82	29.8
30/04/2021	15:00	1	14	72	151	49	9	2	0	0	0	0	0	0	0	0	0	0	0	0	298	31.5	25 to 35	91.3	60	20.1
30/04/2021	16:00	0	13	75	125	56	12	4	0	0	0	0	0	0	0	0	0	0	0	0	285	32.6	25 to 35	89.8	72	25.3
30/04/2021	17:00	0	9	42	99	40	9	1	0	0	0	0	0	0	0	0	0	0	0	0	200	32.5	25 to 35	90.5	50	25.0
30/04/2021	18:00	0	4	17	52	35	9	5	2	0	0	0	0	0	0	0	0	0	0	0	124	34.6	25 to 35	83.9	51	41.1
30/04/2021	19:00	0	1	13	39	17	9	3	1	0	1	0	0	0	0	0	0	0	0	0	84	35.6	25 to 35	82.1	31	36.9
30/04/2021	20:00	0	1	8	22	22	9	0	1	1	0	0	0	0	0	0	0	0	0	0	64	35.6	30 to 40	82.8	33	51.6
30/04/2021	21:00	0	2	3	17	10	3	0	0	0	0	0	0	0	0	0	0	0	0	0	35	34	25 to 35	85.7	13	37.1
30/04/2021	22:00	0	0	0	3	5	2	4	1	0	0	0	0	0	0	0	0	0	0	0	15	43.8	35 to 45	73.3	12	80.0
30/04/2021	23:00	0	0	1	6	2	1	0	0	0	0	0	0	0	0	0	0	0	0	0	10	32.5	25 to 35	90.0	3	30.0
24 Hr Summary		9	165	827	1513	663	223	48	15	2	2	0	0	0	0	0	0	0	0	0	3467	33.3	25 to 35	86.6	953	27.5

Incoming Histogram
A170 inward
A170 Linkfoot Lane, Helmsley 30mph zone

from Thu-Apr-08-2021-11-00-AM to Wed-Jul-21-2021-06-59-PM

Date	Starting Hr:min	<15	15 to <20	20 to <25	25 to <30	30 to <35	35 to <40	40 to <45	45 to <50	50 to <55	55 to <60	60 to <65	65 to <70	70 to <75	75 to <80	80 to <85	85 to <90	90 to <95	95 to <100	100 to >105	Total Counts	85pct Speed	10MPH Pace	% in pace	# of Speeders	% Speeders
01/05/2021	00:00	0	0	1	1	2	1	2	0	0	0	0	0	0	0	0	0	0	0	0	7	42.5	35 to 45	71.4	5	71.4
01/05/2021	01:00	0	0	0	2	0	1	0	0	1	0	0	0	0	0	0	0	0	0	0	4	40	30 to 40	75.0	2	50.0
01/05/2021	02:00	0	0	0	1	0	0	0	0	0	0	0	0	0	0	0	0	0	0	0	1	30	20 to 30	100.0	*	*
01/05/2021	03:00	0	0	0	0	1	1	0	0	0	0	0	0	0	0	0	0	0	0	0	2	40	30 to 40	100.0	2	100.0
01/05/2021	04:00	0	0	1	2	2	2	2	0	0	0	0	0	0	0	0	0	0	0	0	9	42.5	30 to 40	66.7	6	66.7
01/05/2021	05:00	0	0	0	3	3	3	0	1	0	0	0	0	0	0	0	0	0	0	0	10	38.3	30 to 40	90.0	7	70.0
01/05/2021	06:00	0	0	4	13	10	6	1	1	0	1	1	0	0	0	0	0	0	0	0	37	38.3	30 to 40	78.4	20	54.1
01/05/2021	07:00	0	3	20	24	22	7	5	0	0	0	0	0	0	0	0	0	0	0	0	81	35	25 to 35	81.5	34	42.0
01/05/2021	08:00	0	6	32	66	36	11	2	0	1	0	0	0	0	0	0	0	0	0	0	154	33.8	25 to 35	87.0	50	32.5
01/05/2021	09:00	0	5	45	106	51	21	3	1	0	0	0	0	0	0	0	0	0	0	0	232	34	25 to 35	87.1	76	32.8
01/05/2021	10:00	0	5	62	106	62	8	2	1	0	0	0	0	0	0	0	0	0	0	0	246	32.9	25 to 35	93.5	73	29.7
01/05/2021	11:00	1	8	74	121	57	14	0	0	0	0	0	0	0	0	0	0	0	0	0	275	32.6	25 to 35	91.6	71	25.8
01/05/2021	12:00	1	5	50	106	53	9	2	0	0	0	0	0	0	0	0	0	0	0	0	226	32.8	25 to 35	92.5	64	28.3
01/05/2021	13:00	2	8	52	91	52	12	1	0	0	0	0	0	0	0	0	0	0	0	0	218	33.1	25 to 35	89.4	65	29.8
01/05/2021	14:00	1	10	58	122	55	21	2	0	0	0	0	0	0	0	0	0	0	0	0	269	33.5	25 to 35	87.4	78	29.0
01/05/2021	15:00	1	8	57	106	53	19	4	2	0	0	0	0	0	0	0	0	0	0	0	250	33.8	25 to 35	86.4	78	31.2
01/05/2021	16:00	1	5	38	98	52	12	2	0	0	0	0	0	0	0	0	0	0	0	0	208	33.4	25 to 35	90.4	66	31.7
01/05/2021	17:00	1	3	41	77	52	12	11	2	0	0	0	0	0	0	0	0	0	0	0	199	34.5	25 to 35	85.4	77	38.7
01/05/2021	18:00	0	2	17	56	27	21	2	3	0	0	0	0	0	0	0	0	0	0	0	128	36.7	30 to 40	81.3	53	41.4
01/05/2021	19:00	0	1	11	43	30	15	3	0	0	0	0	0	0	0	0	0	0	0	0	103	36	30 to 40	85.4	48	46.6
01/05/2021	20:00	0	1	2	20	19	13	2	0	1	0	0	0	0	0	0	0	0	0	0	58	37.7	30 to 40	89.7	35	60.3
01/05/2021	21:00	0	2	1	23	12	4	0	0	0	0	0	0	0	0	0	0	0	0	0	42	34.2	30 to 40	92.9	16	38.1
01/05/2021	22:00	0	0	0	8	10	1	2	1	0	0	0	0	0	0	0	0	0	0	0	22	40	30 to 40	86.4	14	63.6
01/05/2021	23:00	0	2	1	6	3	0	0	0	0	0	0	0	0	0	0	0	0	0	0	12	31.7	25 to 35	83.3	3	25.0
24 Hr Summary		8	74	567	1201	664	214	48	12	3	1	1	0	0	0	0	0	0	0	0	2793	33.9	25 to 35	87.1	943	33.8

Incoming Histogram
 A170 inward
 A170 Linkfoot Lane, Helmsley 30mph zone
 from Thu-Apr-08-2021-11-00-AM to Wed-Jul-21-2021-06-59-PM

Date	Starting Hr:min	<15	15 to <20	20 to <25	25 to <30	30 to <35	35 to <40	40 to <45	45 to <50	50 to <55	55 to <60	60 to <65	65 to <70	70 to <75	75 to <80	80 to <85	85 to <90	90 to <95	95 to <100	100 to >105	Total Counts	85pct Speed	10MPH Pace	% in pace	# of Speeders	% Speeders
02/05/2021	00:00	0	0	0	2	3	0	1	0	0	0	0	0	0	0	0	0	0	0	0	6	35	25 to 35	83.3	4	66.7
02/05/2021	01:00	0	0	0	2	0	0	0	0	0	0	0	0	0	0	0	0	0	0	0	2	30	20 to 30	100.0	*	*
02/05/2021	02:00	0	0	0	0	1	0	0	0	0	0	0	0	0	0	0	0	0	0	0	1	35	25 to 35	100.0	1	100.0
02/05/2021	03:00	0	0	0	0	0	2	0	0	0	0	0	0	0	0	0	0	0	0	0	2	40	30 to 40	100.0	2	100.0
02/05/2021	04:00	0	0	0	1	0	0	1	0	0	0	0	0	0	0	0	0	0	0	0	2	45	20 to 30	50.0	1	50.0
02/05/2021	05:00	0	0	0	1	1	1	1	0	0	0	0	0	0	0	0	0	0	0	0	4	40	30 to 40	75.0	3	75.0
02/05/2021	06:00	0	0	1	9	3	5	5	0	2	0	0	0	0	0	0	0	0	0	0	25	43	30 to 40	68.0	15	60.0
02/05/2021	07:00	1	1	6	32	10	6	2	0	2	1	0	0	0	0	0	0	0	0	0	61	36.7	25 to 35	78.7	21	34.4
02/05/2021	08:00	0	4	23	48	29	9	3	2	0	0	0	0	0	0	0	0	0	0	0	118	34.3	25 to 35	84.7	43	36.4
02/05/2021	09:00	0	6	27	79	44	8	3	0	0	0	0	0	0	0	0	0	0	0	0	167	33.4	25 to 35	89.8	55	32.9
02/05/2021	10:00	0	6	42	122	60	11	4	0	0	0	0	0	0	0	0	0	0	0	0	245	33.2	25 to 35	91.4	75	30.6
02/05/2021	11:00	2	9	56	132	63	9	2	0	1	0	0	0	0	0	0	0	0	0	0	274	32.7	25 to 35	91.6	75	27.4
02/05/2021	12:00	0	4	50	116	59	19	0	0	0	0	0	0	0	0	0	0	0	0	0	248	33.5	25 to 35	90.7	78	31.5
02/05/2021	13:00	0	9	42	114	45	14	2	0	0	0	0	0	0	0	0	0	0	0	0	226	33	25 to 35	88.9	61	27.0
02/05/2021	14:00	0	7	63	116	77	10	3	0	0	0	0	0	0	0	0	0	0	0	0	276	33.2	25 to 35	92.8	90	32.6
02/05/2021	15:00	1	8	50	112	63	14	3	0	0	0	0	0	0	0	0	0	0	0	0	251	33.3	25 to 35	89.6	80	31.9
02/05/2021	16:00	0	5	40	94	72	23	5	2	0	0	0	0	0	0	0	0	0	0	0	241	34.6	25 to 35	85.5	102	42.3
02/05/2021	17:00	0	6	29	113	53	21	3	1	0	0	0	0	0	0	0	0	0	0	0	226	34.2	25 to 35	86.3	78	34.5
02/05/2021	18:00	0	2	21	39	50	20	3	0	0	0	0	0	0	0	0	0	0	0	0	135	35.8	25 to 35	81.5	73	54.1
02/05/2021	19:00	0	0	19	31	27	12	7	1	0	0	0	0	0	0	0	0	0	0	0	97	37.1	25 to 35	79.4	47	48.5
02/05/2021	20:00	0	1	2	27	13	4	5	1	0	0	0	0	0	0	0	0	0	0	0	53	37.5	30 to 40	83.0	23	43.4
02/05/2021	21:00	0	0	2	12	6	2	3	1	0	0	0	0	0	0	0	0	0	0	0	26	40	25 to 35	76.9	12	46.2
02/05/2021	22:00	0	0	2	5	2	3	1	0	0	0	0	0	0	0	0	0	0	0	0	13	38.3	30 to 40	76.9	6	46.2
02/05/2021	23:00	0	0	0	2	2	0	0	0	0	0	0	0	0	0	0	0	0	0	0	4	32.5	25 to 35	100.0	2	50.0
24 Hr Summary		4	68	475	1209	683	193	57	8	5	1	0	0	0	0	0	0	0	0	0	2703	34	25 to 35	87.6	947	35.0

Incoming Histogram
A170 inward
A170 Linkfoot Lane, Helmsley 30mph zone

from Thu-Apr-08-2021-11-00-AM to Wed-Jul-21-2021-06-59-PM

Date	Starting Hr:min	<15	15 to <20	20 to <25	25 to <30	30 to <35	35 to <40	40 to <45	45 to <50	50 to <55	55 to <60	60 to <65	65 to <70	70 to <75	75 to <80	80 to <85	85 to <90	90 to <95	95 to <100	100 to >105	Total Counts	85pct Speed	10MPH Pace	% in pace	# of Speeders	% Speeders	
03/05/2021	00:00	0	1	1	4	0	0	0	0	0	0	0	0	0	0	0	0	0	0	0	6	28.8	20 to 30	100.0	*	*	
03/05/2021	01:00	0	0	0	0	0	1	2	0	0	0	1	0	0	0	0	0	0	0	0	4	45	35 to 45	75.0	4	100.0	
03/05/2021	02:00	0	0	0	0	1	2	1	0	0	0	0	0	0	0	0	0	0	0	0	4	40	35 to 45	100.0	4	100.0	
03/05/2021	03:00	0	0	0	0	0	0	0	0	0	0	0	0	0	0	0	0	0	0	0	0	0	0	*	*	*	*
03/05/2021	04:00	0	0	1	4	1	4	0	0	0	0	0	0	0	0	0	0	0	0	0	10	37.5	30 to 40	90.0	5	50.0	
03/05/2021	05:00	0	0	0	2	3	3	1	0	0	0	0	0	0	0	0	0	0	0	0	9	40	30 to 40	88.9	7	77.8	
03/05/2021	06:00	0	1	2	18	3	7	1	1	0	0	0	0	0	0	0	0	0	0	0	33	37.9	30 to 40	84.8	12	36.4	
03/05/2021	07:00	0	2	14	30	21	3	1	1	0	0	0	0	0	0	0	0	0	0	0	72	33.6	25 to 35	90.3	26	36.1	
03/05/2021	08:00	0	3	11	46	25	12	5	0	0	0	0	0	0	0	0	0	0	0	0	102	35.8	30 to 40	81.4	42	41.2	
03/05/2021	09:00	2	11	45	111	50	13	2	4	0	0	0	0	0	0	0	0	0	0	0	238	33.3	25 to 35	86.6	69	29.0	
03/05/2021	10:00	0	23	112	138	75	10	2	0	0	0	0	0	0	0	0	0	0	0	0	360	32.2	25 to 35	90.3	87	24.2	
03/05/2021	11:00	0	6	54	111	46	17	1	0	0	0	0	0	0	0	0	0	0	0	0	235	33.2	25 to 35	89.8	64	27.2	
03/05/2021	12:00	4	15	53	92	35	4	0	0	0	0	0	0	0	0	0	0	0	0	0	203	31.3	25 to 35	88.7	39	19.2	
03/05/2021	13:00	0	4	38	78	28	4	0	0	0	0	0	0	0	0	0	0	0	0	0	152	31.6	25 to 35	94.7	32	21.1	
03/05/2021	14:00	0	2	30	28	16	4	2	0	0	0	0	0	0	0	0	0	0	0	0	82	33.1	25 to 35	90.2	22	26.8	
03/05/2021	15:00	0	1	14	29	12	0	0	0	0	0	0	0	0	0	0	0	0	0	0	56	31.7	25 to 35	98.2	12	21.4	
03/05/2021	16:00	0	3	16	13	4	1	0	0	0	0	0	0	0	0	0	0	0	0	0	37	29.6	25 to 35	89.2	5	13.5	
03/05/2021	17:00	0	2	10	10	7	2	0	0	0	0	0	0	0	0	0	0	0	0	0	31	32.9	25 to 35	87.1	9	29.0	
03/05/2021	18:00	0	0	5	6	4	0	0	0	0	0	0	0	0	0	0	0	0	0	0	15	32.5	25 to 35	100.0	4	26.7	
03/05/2021	19:00	0	1	3	11	5	2	1	0	0	0	0	0	0	0	0	0	0	0	0	23	35	25 to 35	82.6	8	34.8	
03/05/2021	20:00	0	0	1	7	3	3	0	0	0	0	0	0	0	0	0	0	0	0	0	14	36.7	30 to 40	92.9	6	42.9	
03/05/2021	21:00	0	0	0	4	5	3	1	0	0	0	0	0	0	0	0	0	0	0	0	13	38.3	30 to 40	92.3	9	69.2	
03/05/2021	22:00	0	0	0	3	1	0	0	0	0	0	0	0	0	0	0	0	0	0	0	4	30	25 to 35	100.0	1	25.0	
03/05/2021	23:00	0	0	1	0	0	1	1	1	0	0	0	0	0	0	0	0	0	0	0	4	45	40 to 50	75.0	3	75.0	
24 Hr Summary		6	75	411	745	345	96	21	7	0	0	1	0	0	0	0	0	0	0	0	1707	33.1	25 to 35	87.9	470	27.5	

Incoming Histogram
A170 inward
A170 Linkfoot Lane, Helmsley 30mph zone

from Thu-Apr-08-2021-11-00-AM to Wed-Jul-21-2021-06-59-PM

Date	Starting Hr:min	<15	15 to <20	20 to <25	25 to <30	30 to <35	35 to <40	40 to <45	45 to <50	50 to <55	55 to <60	60 to <65	65 to <70	70 to <75	75 to <80	80 to <85	85 to <90	90 to <95	95 to <100	100 to >105	Total Counts	85pct Speed	10MPH Pace	% in pace	# of Speeders	% Speeders
04/05/2021	00:00	0	0	0	0	1	0	0	0	0	0	0	0	0	0	0	0	0	0	0	1	35	25 to 35	100.0	1	100.0
04/05/2021	01:00	0	0	1	0	1	0	0	1	0	0	0	0	0	0	0	0	0	0	0	3	50	25 to 35	66.7	2	66.7
04/05/2021	02:00	0	0	0	0	0	0	0	0	0	0	0	0	0	0	0	0	0	0	0	0	0	*	*	*	*
04/05/2021	03:00	0	0	0	0	0	0	0	0	0	0	0	0	0	0	0	0	0	0	0	0	0	*	*	*	*
04/05/2021	04:00	0	1	1	3	4	4	0	0	0	0	0	0	0	0	0	0	0	0	0	13	37.5	30 to 40	84.6	8	61.5
04/05/2021	05:00	0	0	3	4	4	4	1	0	0	0	0	0	0	0	0	0	0	0	0	16	38.8	30 to 40	75.0	9	56.3
04/05/2021	06:00	0	0	6	12	11	5	2	0	0	0	0	0	0	0	0	0	0	0	0	36	37	25 to 35	80.6	18	50.0
04/05/2021	07:00	0	1	24	39	20	8	1	1	0	0	0	0	0	0	0	0	0	0	0	94	34	25 to 35	88.3	30	31.9
04/05/2021	08:00	0	6	43	46	25	8	2	0	0	0	0	0	0	0	0	0	0	0	0	130	33	25 to 35	87.7	35	26.9
04/05/2021	09:00	1	4	34	62	37	16	1	1	0	0	0	0	0	0	0	0	0	0	0	156	34.3	25 to 35	85.3	55	35.3
04/05/2021	10:00	0	5	33	47	29	7	1	0	0	0	0	0	0	0	0	0	0	0	0	122	33.3	25 to 35	89.3	37	30.3
04/05/2021	11:00	1	6	29	66	33	3	3	0	0	0	0	0	0	0	0	0	0	0	0	141	32.7	25 to 35	90.8	39	27.7
04/05/2021	12:00	3	1	37	53	46	8	2	0	0	0	0	0	0	0	0	0	0	0	0	150	33.7	25 to 35	90.7	56	37.3
04/05/2021	13:00	2	8	22	60	35	15	2	0	0	0	0	0	0	0	0	0	0	0	0	144	34.3	25 to 35	81.3	52	36.1
04/05/2021	14:00	0	6	25	75	42	17	5	0	0	0	0	0	0	0	0	0	0	0	0	170	34.5	25 to 35	83.5	64	37.6
04/05/2021	15:00	0	12	41	68	44	17	1	0	0	0	0	0	0	0	0	0	0	0	0	183	34	25 to 35	83.6	62	33.9
04/05/2021	16:00	1	8	40	59	21	11	1	0	0	0	0	0	0	0	0	0	0	0	0	141	32.9	25 to 35	85.1	33	23.4
04/05/2021	17:00	1	7	26	70	29	14	4	0	0	0	0	0	0	0	0	0	0	0	0	151	34.1	25 to 35	82.8	47	31.1
04/05/2021	18:00	0	4	15	38	18	13	3	0	0	0	0	0	0	0	0	0	0	0	0	91	35.8	25 to 35	78.0	34	37.4
04/05/2021	19:00	0	2	9	19	16	9	1	0	0	0	0	0	0	0	0	0	0	0	0	56	36.1	25 to 35	78.6	26	46.4
04/05/2021	20:00	0	1	3	17	12	6	0	0	0	0	0	0	0	0	0	0	0	0	0	39	35	30 to 40	89.7	18	46.2
04/05/2021	21:00	0	0	1	9	6	1	2	0	0	0	0	0	0	0	0	0	0	0	0	19	35	25 to 35	84.2	9	47.4
04/05/2021	22:00	0	0	1	2	3	1	1	1	0	0	0	0	0	0	0	0	0	0	0	9	45	25 to 35	66.7	6	66.7
04/05/2021	23:00	0	0	0	3	1	1	1	0	0	0	0	0	0	0	0	0	0	0	0	6	40	30 to 40	83.3	3	50.0
24 Hr Summary		9	72	394	752	438	168	34	4	0	0	0	0	0	0	0	0	0	0	0	1871	34.1	25 to 35	84.7	644	34.4

Incoming Histogram
A170 inward
A170 Linkfoot Lane, Helmsley 30mph zone
from Thu-Apr-08-2021-11-00-AM to Wed-Jul-21-2021-06-59-PM

Date	Starting Hr:min	<15	15 to <20	20 to <25	25 to <30	30 to <35	35 to <40	40 to <45	45 to <50	50 to <55	55 to <60	60 to <65	65 to <70	70 to <75	75 to <80	80 to <85	85 to <90	90 to <95	95 to <100	100 to >105	Total Counts	85pct Speed	10MPH Pace	% in pace	# of Speeders	% Speeders
05/05/2021	00:00	0	0	0	1	0	0	0	0	0	0	0	0	0	0	0	0	0	0	0	1	30	20 to 30	100.0	*	*
05/05/2021	01:00	0	0	0	0	0	2	0	1	0	0	0	0	0	0	0	0	0	0	0	3	50	40 to 50	100.0	3	100.0
05/05/2021	02:00	0	0	0	1	1	4	0	1	0	0	0	0	0	0	0	0	0	0	0	7	40	30 to 40	85.7	6	85.7
05/05/2021	03:00	0	0	0	0	0	1	1	1	0	0	0	0	0	0	0	0	0	0	0	3	50	40 to 50	100.0	3	100.0
05/05/2021	04:00	0	0	0	3	2	3	5	1	0	0	0	0	0	0	0	0	0	0	0	14	44	35 to 45	71.4	11	78.6
05/05/2021	05:00	0	0	3	6	6	6	1	0	0	0	0	0	0	0	0	0	0	0	0	22	38.3	30 to 40	81.8	13	59.1
05/05/2021	06:00	0	1	6	18	20	11	4	0	0	0	0	0	0	0	0	0	0	0	0	60	37.7	30 to 40	81.7	35	58.3
05/05/2021	07:00	1	3	28	76	44	15	4	0	0	0	0	0	0	0	0	0	0	0	0	171	34.2	25 to 35	86.5	63	36.8
05/05/2021	08:00	1	14	61	127	58	17	6	0	0	0	0	0	0	0	0	0	0	0	0	284	33.3	25 to 35	86.6	81	28.5
05/05/2021	09:00	3	15	72	104	50	11	2	0	0	0	0	0	0	0	0	0	0	0	0	257	32.4	25 to 35	87.9	63	24.5
05/05/2021	10:00	2	7	72	129	59	11	1	1	0	0	0	0	0	0	0	0	0	0	0	282	32.5	25 to 35	92.2	72	25.5
05/05/2021	11:00	1	5	45	105	57	16	1	0	0	0	0	0	0	0	0	0	0	0	0	230	33.5	25 to 35	90.0	74	32.2
05/05/2021	12:00	0	2	40	101	59	17	1	0	0	0	0	0	0	0	0	0	0	0	0	220	33.7	25 to 35	90.9	77	35.0
05/05/2021	13:00	0	12	52	92	46	15	3	0	1	0	0	0	0	0	0	0	0	0	0	221	33.5	25 to 35	86.0	65	29.4
05/05/2021	14:00	1	13	54	96	53	23	8	1	0	0	0	0	0	0	0	0	0	0	0	249	34.5	25 to 35	81.5	85	34.1
05/05/2021	15:00	2	8	53	115	65	20	6	0	0	0	0	0	0	0	0	0	0	0	0	269	33.9	25 to 35	86.6	91	33.8
05/05/2021	16:00	0	9	44	112	66	15	2	1	0	0	0	0	0	0	0	0	0	0	0	249	33.6	25 to 35	89.2	84	33.7
05/05/2021	17:00	0	8	38	97	48	14	1	0	0	0	0	0	0	0	0	0	0	0	0	206	33.3	25 to 35	88.8	63	30.6
05/05/2021	18:00	0	7	19	51	36	10	2	2	0	0	0	0	0	0	0	0	0	0	0	127	34.3	25 to 35	83.5	50	39.4
05/05/2021	19:00	0	2	8	29	10	9	5	2	0	0	0	0	0	0	0	0	0	0	0	65	38.3	30 to 40	73.8	26	40.0
05/05/2021	20:00	0	1	6	11	8	5	1	0	0	0	0	0	0	0	0	0	0	0	0	32	36	25 to 35	78.1	14	43.8
05/05/2021	21:00	1	0	1	6	7	2	1	1	0	0	0	0	0	0	0	0	0	0	0	19	37.5	30 to 40	78.9	11	57.9
05/05/2021	22:00	0	0	0	1	2	0	0	0	0	0	0	0	0	0	0	0	0	0	0	3	35	25 to 35	100.0	2	66.7
05/05/2021	23:00	0	0	0	2	4	1	2	0	0	0	0	0	0	0	0	0	0	0	0	9	42.5	30 to 40	77.8	7	77.8
24 Hr Summary		12	107	602	1283	701	228	57	12	1	0	0	0	0	0	0	0	0	0	0	3003	33.9	25 to 35	86.1	999	33.3

Incoming Histogram
A170 inward
A170 Linkfoot Lane, Helmsley 30mph zone

from Thu-Apr-08-2021-11-00-AM to Wed-Jul-21-2021-06-59-PM

Date	Starting Hr:min	<15	15 to <20	20 to <25	25 to <30	30 to <35	35 to <40	40 to <45	45 to <50	50 to <55	55 to <60	60 to <65	65 to <70	70 to <75	75 to <80	80 to <85	85 to <90	90 to <95	95 to <100	100 to >105	Total Counts	85pct Speed	10MPH Pace	% in pace	# of Speeders	% Speeders
06/05/2021	00:00	0	0	0	1	1	0	0	1	0	0	0	0	0	0	0	0	0	0	0	3	50	25 to 35	66.7	2	66.7
06/05/2021	01:00	0	0	0	0	0	0	0	0	0	1	0	0	0	0	0	0	0	0	0	1	60	50 to 60	100.0	1	100.0
06/05/2021	02:00	0	0	0	0	1	2	1	0	1	0	0	0	0	0	0	0	0	0	0	5	45	35 to 45	80.0	5	100.0
06/05/2021	03:00	0	0	0	0	0	0	2	0	1	0	0	0	0	0	0	0	0	0	0	3	55	45 to 55	100.0	3	100.0
06/05/2021	04:00	0	0	1	2	2	1	2	0	0	0	0	0	0	0	0	0	0	0	0	8	42.5	25 to 35	62.5	5	62.5
06/05/2021	05:00	0	0	2	6	7	4	3	2	0	0	0	0	0	0	0	0	0	0	0	24	41.7	30 to 40	70.8	16	66.7
06/05/2021	06:00	3	1	11	23	23	14	6	0	1	0	0	0	0	0	0	0	0	0	0	82	38.2	30 to 40	73.2	44	53.7
06/05/2021	07:00	1	2	39	79	56	16	6	1	0	0	0	0	0	0	0	0	0	0	0	200	34.4	25 to 35	87.0	79	39.5
06/05/2021	08:00	3	14	61	104	50	14	3	2	0	0	0	0	0	0	0	0	0	0	0	251	33.1	25 to 35	85.7	69	27.5
06/05/2021	09:00	0	11	58	103	64	15	0	1	0	0	0	0	0	0	0	0	0	0	0	252	33.3	25 to 35	89.3	80	31.7
06/05/2021	10:00	4	8	35	96	56	13	1	0	0	0	0	0	0	0	0	0	0	0	0	213	33.4	25 to 35	87.8	70	32.9
06/05/2021	11:00	1	18	62	123	66	13	4	1	0	0	0	0	0	0	0	0	0	0	0	288	33.1	25 to 35	87.2	84	29.2
06/05/2021	12:00	2	1	41	104	56	23	2	0	0	0	0	0	0	0	0	0	0	0	0	229	34.2	25 to 35	87.8	81	35.4
06/05/2021	13:00	2	13	42	86	52	19	3	0	0	0	0	0	0	0	0	0	0	0	0	217	33.9	25 to 35	82.9	74	34.1
06/05/2021	14:00	0	5	59	95	58	14	6	0	0	0	0	0	0	0	0	0	0	0	0	237	33.6	25 to 35	89.5	78	32.9
06/05/2021	15:00	1	11	53	98	52	26	1	0	0	0	0	0	0	0	0	0	0	0	0	242	34.1	25 to 35	83.9	79	32.6
06/05/2021	16:00	1	10	51	77	46	13	7	2	0	0	0	0	0	0	0	0	0	0	0	207	34	25 to 35	84.1	68	32.9
06/05/2021	17:00	1	5	17	40	20	8	1	0	0	0	0	0	0	0	0	0	0	0	0	92	33.8	25 to 35	83.7	29	31.5
06/05/2021	18:00	0	4	11	43	22	9	5	1	0	0	0	0	0	0	0	0	0	0	0	95	35.6	25 to 35	80.0	37	38.9
06/05/2021	19:00	0	1	7	22	20	12	4	0	0	0	0	0	0	0	0	0	0	0	0	66	37.5	30 to 40	81.8	36	54.5
06/05/2021	20:00	0	0	3	21	12	1	2	2	0	0	0	0	0	0	0	0	0	0	0	41	34.6	25 to 35	87.8	17	41.5
06/05/2021	21:00	0	0	2	7	10	5	4	1	0	0	0	0	0	0	0	0	0	0	0	29	41.2	30 to 40	75.9	20	69.0
06/05/2021	22:00	0	0	0	5	1	5	1	0	0	0	0	0	0	0	0	0	0	0	0	12	39	30 to 40	91.7	7	58.3
06/05/2021	23:00	0	0	0	0	3	1	1	0	0	0	0	0	0	0	0	0	0	0	0	5	40	35 to 45	100.0	5	100.0
24 Hr Summary		19	104	555	1135	678	228	65	14	3	1	0	0	0	0	0	0	0	0	0	2802	34.2	25 to 35	84.5	989	35.3

Incoming Histogram
A170 inward
A170 Linkfoot Lane, Helmsley 30mph zone

from Thu-Apr-08-2021-11-00-AM to Wed-Jul-21-2021-06-59-PM

Date	Starting Hr:min	<15	15 to <20	20 to <25	25 to <30	30 to <35	35 to <40	40 to <45	45 to <50	50 to <55	55 to <60	60 to <65	65 to <70	70 to <75	75 to <80	80 to <85	85 to <90	90 to <95	95 to <100	100 to >105	Total Counts	85pct Speed	10MPH Pace	% in pace	# of Speeders	% Speeders
07/05/2021	00:00	0	0	0	0	0	0	1	0	0	0	0	0	0	0	0	0	0	0	0	1	45	35 to 45	100.0	1	100.0
07/05/2021	01:00	0	0	0	0	0	0	0	1	1	0	0	0	0	0	0	0	0	0	0	2	55	45 to 55	100.0	2	100.0
07/05/2021	02:00	0	0	0	1	0	2	1	0	1	0	0	0	0	0	0	0	0	0	0	5	45	30 to 40	60.0	4	80.0
07/05/2021	03:00	0	0	0	1	0	2	0	0	0	0	0	0	0	0	0	0	0	0	0	3	40	30 to 40	100.0	2	66.7
07/05/2021	04:00	0	0	1	1	0	1	2	2	0	0	0	0	0	0	0	0	0	0	0	7	47.5	40 to 50	71.4	5	71.4
07/05/2021	05:00	0	1	2	5	2	3	1	1	0	0	0	0	0	0	0	0	0	0	0	15	40	30 to 40	66.7	7	46.7
07/05/2021	06:00	0	0	10	22	24	11	6	1	0	0	0	0	0	0	0	0	0	0	0	74	38.2	30 to 40	77.0	42	56.8
07/05/2021	07:00	0	3	30	70	48	6	4	0	0	0	0	0	0	0	0	0	0	0	0	161	33.5	25 to 35	91.9	58	36.0
07/05/2021	08:00	0	14	71	128	46	19	5	0	0	0	0	0	0	0	0	0	0	0	0	283	33	25 to 35	86.6	70	24.7
07/05/2021	09:00	1	8	51	133	76	10	5	0	0	0	0	0	0	0	0	0	0	0	0	284	33.2	25 to 35	91.5	91	32.0
07/05/2021	10:00	0	21	81	147	74	16	2	0	0	0	0	0	0	0	0	0	0	0	0	341	32.8	25 to 35	88.6	92	27.0
07/05/2021	11:00	1	10	68	101	59	11	1	1	0	0	0	0	0	0	0	0	0	0	0	252	32.9	25 to 35	90.5	72	28.6
07/05/2021	12:00	0	8	47	116	66	13	3	0	0	0	0	0	0	0	0	0	0	0	0	253	33.3	25 to 35	90.5	82	32.4
07/05/2021	13:00	2	11	47	108	57	14	2	0	0	0	0	0	0	0	0	0	0	0	0	241	33.2	25 to 35	88.0	73	30.3
07/05/2021	14:00	0	14	52	102	67	28	2	1	0	0	0	0	0	0	0	0	0	0	0	266	34.3	25 to 35	83.1	98	36.8
07/05/2021	15:00	1	8	78	138	60	17	2	0	0	0	0	0	0	0	0	0	0	0	0	304	32.8	25 to 35	90.8	79	26.0
07/05/2021	16:00	0	8	45	94	53	11	3	2	0	0	0	0	0	0	0	0	0	0	0	216	33.5	25 to 35	88.9	69	31.9
07/05/2021	17:00	0	5	38	83	42	10	5	0	0	0	0	0	0	0	0	0	0	0	0	183	33.6	25 to 35	89.1	57	31.1
07/05/2021	18:00	0	2	16	51	36	14	6	0	0	0	0	0	0	0	0	0	0	0	0	125	35.4	25 to 35	82.4	56	44.8
07/05/2021	19:00	1	1	9	22	22	7	1	0	0	1	0	0	0	0	0	0	0	0	0	64	34.8	25 to 35	82.8	31	48.4
07/05/2021	20:00	1	1	9	22	12	2	2	0	0	0	0	0	0	0	0	0	0	0	0	49	33.8	25 to 35	87.8	16	32.7
07/05/2021	21:00	0	0	3	6	9	0	3	0	0	0	0	0	0	0	0	0	0	0	0	21	35	25 to 35	85.7	12	57.1
07/05/2021	22:00	0	0	3	5	5	3	1	1	0	0	0	0	0	0	0	0	0	0	0	18	38.3	25 to 35	72.2	10	55.6
07/05/2021	23:00	0	0	2	7	1	0	2	0	0	1	0	0	0	0	0	0	0	0	0	13	42.5	25 to 35	76.9	4	30.8
24 Hr Summary		7	115	663	1363	759	200	60	10	2	2	0	0	0	0	0	0	0	0	0	3181	33.7	25 to 35	87.6	1033	32.5

Incoming Histogram
A170 inward
A170 Linkfoot Lane, Helmsley 30mph zone

from Thu-Apr-08-2021-11-00-AM to Wed-Jul-21-2021-06-59-PM

Date	Starting Hr:min	<15	15 to <20	20 to <25	25 to <30	30 to <35	35 to <40	40 to <45	45 to <50	50 to <55	55 to <60	60 to <65	65 to <70	70 to <75	75 to <80	80 to <85	85 to <90	90 to <95	95 to <100	100 to >105	Total Counts	85pct Speed	10MPH Pace	% in pace	# of Speeders	% Speeders
08/05/2021	00:00	0	0	0	0	2	1	1	0	1	0	0	0	0	0	0	0	0	0	0	5	45	35 to 45	80.0	5	100.0
08/05/2021	01:00	0	0	0	0	0	0	0	0	0	0	0	0	0	0	0	0	0	0	0	0	0	*	*	*	*
08/05/2021	02:00	0	0	0	0	0	2	0	0	0	0	0	0	0	0	0	0	0	0	0	2	40	30 to 40	100.0	2	100.0
08/05/2021	03:00	0	0	0	0	0	0	1	0	0	0	0	0	0	0	0	0	0	0	0	1	45	35 to 45	100.0	1	100.0
08/05/2021	04:00	0	0	0	3	2	1	1	0	1	0	0	0	0	0	0	0	0	0	0	8	45	30 to 40	75.0	5	62.5
08/05/2021	05:00	0	0	1	3	4	0	0	1	0	0	0	0	0	0	0	0	0	0	0	9	35	25 to 35	88.9	5	55.6
08/05/2021	06:00	0	2	8	12	8	5	2	0	0	0	0	0	0	0	0	0	0	0	0	37	36	25 to 35	75.7	15	40.5
08/05/2021	07:00	0	1	12	29	13	4	0	3	0	0	0	0	0	0	0	0	0	0	0	62	34.2	25 to 35	87.1	20	32.3
08/05/2021	08:00	0	2	17	32	17	4	2	0	0	0	0	0	0	0	0	0	0	0	0	74	33.5	25 to 35	89.2	23	31.1
08/05/2021	09:00	0	1	15	19	14	3	1	0	0	0	0	0	0	0	0	0	0	0	0	53	33.6	25 to 35	90.6	18	34.0
08/05/2021	10:00	0	4	9	20	12	1	0	0	0	0	0	0	0	0	0	0	0	0	0	46	32.5	25 to 35	89.1	13	28.3
08/05/2021	11:00	0	2	12	15	8	6	0	0	0	0	0	0	0	0	0	0	0	0	0	43	35	25 to 35	81.4	14	32.6
08/05/2021	12:00	0	2	8	15	5	2	0	1	0	0	0	0	0	0	0	0	0	0	0	33	33	25 to 35	84.8	8	24.2
08/05/2021	13:00	0	2	11	19	9	2	2	0	0	0	0	0	0	0	0	0	0	0	0	45	33.3	25 to 35	86.7	13	28.9
08/05/2021	14:00	0	0	17	28	11	5	1	0	0	0	0	0	0	0	0	0	0	0	0	62	33.6	25 to 35	90.3	17	27.4
08/05/2021	15:00	0	3	18	31	13	2	1	0	0	0	0	0	0	0	0	0	0	0	0	68	32.3	25 to 35	91.2	16	23.5
08/05/2021	16:00	0	1	12	36	15	8	1	0	0	0	0	0	0	0	0	0	0	0	0	73	34.3	25 to 35	86.3	24	32.9
08/05/2021	17:00	0	0	12	38	18	9	3	0	0	0	0	0	0	0	0	0	0	0	0	80	35	25 to 35	85.0	30	37.5
08/05/2021	18:00	0	1	16	31	22	15	8	1	1	0	0	0	0	0	0	0	0	0	0	95	38.7	25 to 35	72.6	47	49.5
08/05/2021	19:00	0	4	12	30	15	4	1	0	0	0	0	0	0	0	0	0	0	0	0	66	33.3	25 to 35	86.4	20	30.3
08/05/2021	20:00	0	1	5	16	11	4	0	0	1	0	0	0	0	0	0	0	0	0	0	38	34.5	25 to 35	84.2	16	42.1
08/05/2021	21:00	0	0	6	10	7	1	1	0	0	0	0	0	0	0	0	0	0	0	0	25	33.6	25 to 35	92.0	9	36.0
08/05/2021	22:00	0	0	2	1	3	0	0	0	0	0	0	0	0	0	0	0	0	0	0	6	33.3	25 to 35	100.0	3	50.0
08/05/2021	23:00	0	0	0	1	0	0	0	0	0	0	0	0	0	0	0	0	0	0	0	1	30	20 to 30	100.0	*	*
24 Hr Summary		0	26	193	389	209	79	26	6	4	0	0	0	0	0	0	0	0	0	0	932	34.4	25 to 35	84.9	324	34.8

Incoming Histogram
A170 inward
A170 Linkfoot Lane, Helmsley 30mph zone

from Thu-Apr-08-2021-11-00-AM to Wed-Jul-21-2021-06-59-PM

Date	Starting Hr:min	<15	15 to <20	20 to <25	25 to <30	30 to <35	35 to <40	40 to <45	45 to <50	50 to <55	55 to <60	60 to <65	65 to <70	70 to <75	75 to <80	80 to <85	85 to <90	90 to <95	95 to <100	100 to >105	Total Counts	85pct Speed	10MPH Pace	% in pace	# of Speeders	% Speeders	
09/05/2021	00:00	0	0	0	0	1	0	0	0	0	0	0	0	0	0	0	0	0	0	0	0	1	35	25 to 35	100.0	1	100.0
09/05/2021	01:00	0	0	0	0	0	0	0	0	0	0	0	0	0	0	0	0	0	0	0	0	0	0	*	*	*	*
09/05/2021	02:00	0	0	0	0	0	0	1	0	0	0	0	0	0	0	0	0	0	0	0	0	1	45	35 to 45	100.0	1	100.0
09/05/2021	03:00	0	0	0	0	2	0	0	1	0	0	0	0	0	0	0	0	0	0	0	0	3	50	25 to 35	66.7	3	100.0
09/05/2021	04:00	0	0	0	0	0	0	0	0	0	0	0	0	0	0	0	0	0	0	0	0	0	0	*	*	*	*
09/05/2021	05:00	0	0	1	0	1	0	0	0	0	0	0	0	0	0	0	0	0	0	0	0	2	35	25 to 35	100.0	1	50.0
09/05/2021	06:00	0	0	2	5	2	3	1	0	0	0	0	0	0	0	0	0	0	0	0	0	13	38.3	30 to 40	76.9	6	46.2
09/05/2021	07:00	0	1	4	7	5	3	1	0	0	0	0	0	0	0	0	0	0	0	0	0	21	36.7	25 to 35	76.2	9	42.9
09/05/2021	08:00	0	0	6	26	13	7	2	0	0	0	0	0	0	0	0	0	0	0	0	0	54	35.7	30 to 40	85.2	22	40.7
09/05/2021	09:00	0	1	23	55	30	4	2	0	0	0	0	0	0	0	0	0	0	0	0	0	115	33.2	25 to 35	93.9	36	31.3
09/05/2021	10:00	2	2	39	76	41	8	3	0	0	0	0	0	0	0	0	0	0	0	0	0	171	33.2	25 to 35	91.2	52	30.4
09/05/2021	11:00	2	9	42	81	65	14	1	0	0	0	0	0	0	0	0	0	0	0	0	0	214	33.7	25 to 35	87.9	80	37.4
09/05/2021	12:00	1	8	47	84	43	14	2	1	0	0	0	0	0	0	0	0	0	0	0	0	200	33.5	25 to 35	87.0	60	30.0
09/05/2021	13:00	0	7	50	88	46	10	2	1	0	0	0	0	0	0	0	0	0	0	0	0	204	33	25 to 35	90.2	59	28.9
09/05/2021	14:00	0	6	56	99	42	13	5	1	0	0	0	0	0	0	0	0	0	0	0	0	222	33.3	25 to 35	88.7	61	27.5
09/05/2021	15:00	2	6	50	107	57	11	2	0	0	0	0	0	0	0	0	0	0	0	0	0	235	33.1	25 to 35	91.1	70	29.8
09/05/2021	16:00	0	8	48	109	63	16	0	0	0	0	0	0	0	0	0	0	0	0	0	0	244	33.3	25 to 35	90.2	79	32.4
09/05/2021	17:00	1	3	22	77	49	18	6	0	0	0	0	0	0	0	0	0	0	0	0	0	176	34.8	25 to 35	84.1	73	41.5
09/05/2021	18:00	0	2	11	34	33	15	2	0	0	0	0	0	0	0	0	0	0	0	0	0	97	35.7	30 to 40	84.5	50	51.5
09/05/2021	19:00	0	2	14	36	29	7	3	2	0	0	0	0	0	0	0	0	0	0	0	0	93	34.7	25 to 35	84.9	41	44.1
09/05/2021	20:00	0	1	3	27	14	7	1	2	0	0	0	0	0	0	0	0	0	0	0	0	55	36.4	30 to 40	87.3	24	43.6
09/05/2021	21:00	0	0	1	8	6	7	1	1	2	0	0	0	0	0	0	0	0	0	0	0	26	40	30 to 40	80.8	17	65.4
09/05/2021	22:00	0	0	0	1	2	0	0	0	0	0	0	0	0	0	0	0	0	0	0	0	3	35	25 to 35	100.0	2	66.7
09/05/2021	23:00	0	0	0	2	2	1	1	0	0	0	0	0	0	0	0	0	0	0	0	0	6	40	30 to 40	83.3	4	66.7
24 Hr Summary		8	56	419	922	546	158	36	9	2	0	0	0	0	0	0	0	0	0	0	0	2156	33.9	25 to 35	87.5	751	34.8

Incoming Histogram
A170 inward
A170 Linkfoot Lane, Helmsley 30mph zone
from Thu-Apr-08-2021-11-00-AM to Wed-Jul-21-2021-06-59-PM

Date	Starting Hr:min	<15	15 to <20	20 to <25	25 to <30	30 to <35	35 to <40	40 to <45	45 to <50	50 to <55	55 to <60	60 to <65	65 to <70	70 to <75	75 to <80	80 to <85	85 to <90	90 to <95	95 to <100	100 to >105	Total Counts	85pct Speed	10MPH Pace	% in pace	# of Speeders	% Speeders
10/05/2021	00:00	0	0	1	1	2	0	0	0	0	0	0	0	0	0	0	0	0	0	0	4	32.5	25 to 35	100.0	2	50.0
10/05/2021	01:00	0	0	0	0	0	0	1	0	0	0	0	0	0	0	0	0	0	0	0	1	45	35 to 45	100.0	1	100.0
10/05/2021	02:00	0	0	0	0	1	2	0	1	0	0	0	0	0	0	0	0	0	0	0	4	40	30 to 40	75.0	4	100.0
10/05/2021	03:00	0	0	0	0	0	1	0	1	0	0	0	0	0	0	0	0	0	0	0	2	50	40 to 50	100.0	2	100.0
10/05/2021	04:00	0	0	3	3	1	1	2	0	0	1	0	0	0	0	0	0	0	0	0	11	42.5	25 to 35	63.6	5	45.5
10/05/2021	05:00	0	0	1	6	5	2	4	0	0	0	0	0	0	0	0	0	0	0	0	18	41.2	30 to 40	72.2	11	61.1
10/05/2021	06:00	0	4	18	22	21	5	3	1	2	0	0	0	0	0	0	0	0	0	0	76	35	25 to 35	80.3	32	42.1
10/05/2021	07:00	1	5	32	85	35	12	5	1	0	0	0	0	0	0	0	0	0	0	0	176	33.9	25 to 35	86.4	53	30.1
10/05/2021	08:00	0	10	61	110	67	15	5	0	0	0	0	0	0	0	0	0	0	0	0	268	33.5	25 to 35	88.8	87	32.5
10/05/2021	09:00	0	8	39	93	56	26	4	0	0	0	0	0	0	0	0	0	0	0	0	226	34.6	25 to 35	83.2	86	38.1
10/05/2021	10:00	1	6	44	89	53	22	3	1	0	0	0	0	0	0	0	0	0	0	0	219	34.3	25 to 35	84.9	79	36.1
10/05/2021	11:00	1	8	55	106	53	22	9	2	0	1	0	0	0	0	0	0	0	0	0	257	34.5	25 to 35	83.3	87	33.9
10/05/2021	12:00	0	4	39	84	64	13	5	2	0	0	0	0	0	0	0	0	0	0	0	211	34.1	25 to 35	88.6	84	39.8
10/05/2021	13:00	0	5	31	78	48	14	2	0	0	0	0	0	0	0	0	0	0	0	0	178	33.9	25 to 35	88.2	64	36.0
10/05/2021	14:00	0	6	25	60	39	12	3	0	0	0	0	0	0	0	0	0	0	0	0	145	34.1	25 to 35	85.5	54	37.2
10/05/2021	15:00	0	6	33	73	47	17	3	0	0	0	0	0	0	0	0	0	0	0	0	179	34.3	25 to 35	85.5	67	37.4
10/05/2021	16:00	0	2	20	73	35	14	3	1	0	0	0	0	0	0	0	0	0	0	0	148	34.4	25 to 35	86.5	53	35.8
10/05/2021	17:00	0	5	33	72	39	22	2	0	0	0	0	0	0	0	0	0	0	0	0	173	34.7	25 to 35	83.2	63	36.4
10/05/2021	18:00	0	0	8	40	29	12	9	1	0	0	0	0	0	0	0	0	0	0	0	99	37.9	30 to 40	81.8	51	51.5
10/05/2021	19:00	0	0	8	22	18	8	4	0	1	0	0	0	0	0	0	0	0	0	0	61	37.5	25 to 35	78.7	31	50.8
10/05/2021	20:00	0	0	9	16	15	8	3	0	0	0	0	0	0	0	0	0	0	0	0	51	36.9	25 to 35	78.4	26	51.0
10/05/2021	21:00	0	2	3	7	7	4	0	1	1	0	0	0	0	0	0	0	0	0	0	25	37.5	30 to 40	72.0	13	52.0
10/05/2021	22:00	0	0	0	1	5	2	1	1	0	0	0	0	0	0	0	0	0	0	0	10	40	30 to 40	80.0	9	90.0
10/05/2021	23:00	0	0	1	0	0	0	1	1	0	0	0	0	0	0	0	0	0	0	0	3	50	40 to 50	66.7	2	66.7
24 Hr Summary		3	71	464	1041	640	234	72	14	4	2	0	0	0	0	0	0	0	0	0	2545	34.6	25 to 35	84.3	966	38.0

Incoming Histogram
A170 inward
A170 Linkfoot Lane, Helmsley 30mph zone
from Thu-Apr-08-2021-11-00-AM to Wed-Jul-21-2021-06-59-PM

Date	Starting Hr:min	<15	15 to <20	20 to <25	25 to <30	30 to <35	35 to <40	40 to <45	45 to <50	50 to <55	55 to <60	60 to <65	65 to <70	70 to <75	75 to <80	80 to <85	85 to <90	90 to <95	95 to <100	100 to >105	Total Counts	85pct Speed	10MPH Pace	% in pace	# of Speeders	% Speeders
11/05/2021	00:00	0	0	0	0	1	0	0	0	0	1	0	0	0	0	0	0	0	0	0	2	60	25 to 35	50.0	2	100.0
11/05/2021	01:00	0	1	0	0	0	0	0	1	0	0	0	0	0	0	0	0	0	0	0	2	50	10 to 20	50.0	1	50.0
11/05/2021	02:00	0	0	0	1	1	1	0	2	0	0	0	0	0	0	0	0	0	0	0	5	47.5	30 to 40	60.0	4	80.0
11/05/2021	03:00	0	0	0	0	0	0	2	0	0	0	0	0	0	0	0	0	0	0	0	2	45	35 to 45	100.0	2	100.0
11/05/2021	04:00	0	0	1	3	1	2	3	0	0	0	0	0	0	0	0	0	0	0	0	10	41.7	30 to 40	60.0	6	60.0
11/05/2021	05:00	0	1	3	9	7	3	3	0	0	0	0	0	0	0	0	0	0	0	0	26	38.3	25 to 35	73.1	13	50.0
11/05/2021	06:00	0	1	4	15	22	10	5	0	1	1	0	0	0	0	0	0	0	0	0	59	39	30 to 40	79.7	39	66.1
11/05/2021	07:00	0	2	35	81	52	10	3	0	0	0	0	0	0	0	0	0	0	0	0	183	33.7	25 to 35	91.8	65	35.5
11/05/2021	08:00	0	12	60	115	61	14	2	2	0	0	0	0	0	0	0	0	0	0	0	266	33.2	25 to 35	88.7	79	29.7
11/05/2021	09:00	0	8	55	108	52	14	4	0	0	0	0	0	0	0	0	0	0	0	0	241	33.3	25 to 35	89.2	70	29.0
11/05/2021	10:00	0	4	43	89	49	13	2	0	0	0	0	0	0	0	0	0	0	0	0	200	33.5	25 to 35	90.5	64	32.0
11/05/2021	11:00	0	6	40	108	42	26	1	0	0	0	0	0	0	0	0	0	0	0	0	223	34.3	25 to 35	85.2	69	30.9
11/05/2021	12:00	0	5	34	94	55	17	1	0	0	0	0	0	0	0	0	0	0	0	0	206	33.8	25 to 35	88.8	73	35.4
11/05/2021	13:00	1	8	43	100	55	19	7	1	0	0	0	0	0	0	0	0	0	0	0	234	34.3	25 to 35	84.6	82	35.0
11/05/2021	14:00	1	4	45	97	59	16	4	0	0	0	0	0	0	0	0	0	0	0	0	226	33.8	25 to 35	88.9	79	35.0
11/05/2021	15:00	1	9	46	102	43	22	2	1	0	0	0	0	0	0	0	0	0	0	0	226	34	25 to 35	84.5	68	30.1
11/05/2021	16:00	1	4	39	66	30	12	1	0	2	0	0	0	0	0	0	0	0	0	0	155	33.7	25 to 35	87.1	45	29.0
11/05/2021	17:00	0	3	16	23	15	6	0	0	0	0	0	0	0	0	0	0	0	0	0	63	34	25 to 35	85.7	21	33.3
11/05/2021	18:00	0	1	10	19	17	5	4	0	0	0	0	0	0	0	0	0	0	0	0	56	36	25 to 35	82.1	26	46.4
11/05/2021	19:00	0	0	7	23	12	8	1	0	0	0	0	0	0	0	0	0	0	0	0	51	35.6	30 to 40	84.3	21	41.2
11/05/2021	20:00	0	0	3	23	13	3	0	0	0	0	0	0	0	0	0	0	0	0	0	42	33.8	25 to 35	92.9	16	38.1
11/05/2021	21:00	0	0	1	6	3	1	0	1	0	0	0	0	0	0	0	0	0	0	0	12	35	25 to 35	83.3	5	41.7
11/05/2021	22:00	0	0	0	4	2	0	0	0	0	0	0	0	0	0	0	0	0	0	0	6	32.5	25 to 35	100.0	2	33.3
11/05/2021	23:00	0	0	0	2	1	1	1	0	0	0	0	0	0	0	0	0	0	0	0	5	40	30 to 40	80.0	3	60.0
24 Hr Summary		4	69	485	1088	593	203	46	8	3	2	0	0	0	0	0	0	0	0	0	2501	34	25 to 35	86.6	855	34.2

Incoming Histogram
A170 inward
A170 Linkfoot Lane, Helmsley 30mph zone

from Thu-Apr-08-2021-11-00-AM to Wed-Jul-21-2021-06-59-PM

Date	Starting Hr:min	<15	15 to <20	20 to <25	25 to <30	30 to <35	35 to <40	40 to <45	45 to <50	50 to <55	55 to <60	60 to <65	65 to <70	70 to <75	75 to <80	80 to <85	85 to <90	90 to <95	95 to <100	100 to >105	Total Counts	85pct Speed	10MPH Pace	% in pace	# of Speeders	% Speeders
12/05/2021	00:00	0	0	0	3	1	0	2	1	1	0	0	0	0	0	0	0	0	0	0	8	50	25 to 35	50.0	5	62.5
12/05/2021	01:00	0	0	0	0	0	0	0	0	1	0	0	0	0	0	0	0	0	0	0	1	55	45 to 55	100.0	1	100.0
12/05/2021	02:00	0	0	0	2	1	1	1	1	0	0	0	0	0	0	0	0	0	0	0	6	45	30 to 40	66.7	4	66.7
12/05/2021	03:00	0	0	0	0	0	1	1	0	1	0	0	0	0	0	0	0	0	0	0	3	55	35 to 45	66.7	3	100.0
12/05/2021	04:00	0	0	4	3	1	2	3	1	0	0	0	0	0	0	0	0	0	0	0	14	43.3	25 to 35	57.1	7	50.0
12/05/2021	05:00	0	0	4	3	9	2	3	0	0	0	0	0	0	0	0	0	0	0	0	21	40	25 to 35	76.2	14	66.7
12/05/2021	06:00	0	1	5	15	14	9	3	1	0	0	0	0	0	0	0	0	0	0	0	48	38.3	30 to 40	79.2	27	56.3
12/05/2021	07:00	2	6	26	89	37	17	4	2	0	0	0	0	0	0	0	0	0	0	0	183	34.5	25 to 35	83.1	60	32.8
12/05/2021	08:00	0	10	50	103	63	18	4	0	0	0	0	0	0	0	0	0	0	0	0	248	33.8	25 to 35	87.1	85	34.3
12/05/2021	09:00	1	9	39	106	46	17	1	0	0	0	0	0	0	0	0	0	0	0	0	219	33.4	25 to 35	87.2	64	29.2
12/05/2021	10:00	0	6	47	113	51	20	2	0	0	0	0	0	0	0	0	0	0	0	0	239	33.6	25 to 35	88.3	73	30.5
12/05/2021	11:00	2	16	39	108	44	16	2	0	0	0	0	0	0	0	0	0	0	0	0	227	33.2	25 to 35	84.1	62	27.3
12/05/2021	12:00	2	7	39	94	44	15	1	0	0	0	0	0	0	0	0	0	0	0	0	202	33.4	25 to 35	87.6	60	29.7
12/05/2021	13:00	3	6	44	98	47	19	3	0	0	0	0	0	0	0	0	0	0	0	0	220	33.8	25 to 35	85.9	69	31.4
12/05/2021	14:00	2	20	70	119	59	23	3	1	0	0	0	0	0	0	0	0	0	0	0	297	33.5	25 to 35	83.5	86	29.0
12/05/2021	15:00	1	14	56	123	60	25	3	0	1	0	0	0	0	0	0	0	0	0	0	283	33.9	25 to 35	84.5	89	31.4
12/05/2021	16:00	2	8	59	129	70	18	3	2	0	0	0	0	0	0	0	0	0	0	0	291	33.5	25 to 35	88.7	93	32.0
12/05/2021	17:00	1	8	38	75	44	14	5	1	0	0	0	0	0	0	0	0	0	0	0	186	34.1	25 to 35	84.4	64	34.4
12/05/2021	18:00	0	4	8	47	24	12	4	2	0	0	0	0	0	0	0	0	0	0	0	101	36.2	30 to 40	82.2	42	41.6
12/05/2021	19:00	1	2	9	40	21	16	4	2	1	0	0	0	0	0	0	0	0	0	0	96	37.8	30 to 40	80.2	44	45.8
12/05/2021	20:00	1	2	8	10	10	8	1	0	0	0	0	0	0	0	0	0	0	0	0	40	36.9	25 to 35	70.0	19	47.5
12/05/2021	21:00	0	1	5	10	8	6	0	2	0	0	0	0	0	0	0	0	0	0	0	32	37.5	30 to 40	75.0	16	50.0
12/05/2021	22:00	0	0	1	5	0	3	4	1	0	0	0	0	0	0	0	0	0	0	0	14	43.8	30 to 40	57.1	8	57.1
12/05/2021	23:00	0	0	1	2	0	4	0	0	0	0	0	0	0	0	0	0	0	0	0	7	38.8	30 to 40	85.7	4	57.1
24 Hr Summary		18	120	552	1297	654	266	57	17	5	0	0	0	0	0	0	0	0	0	0	2986	34.2	25 to 35	83.8	999	33.5

Incoming Histogram
A170 inward
A170 Linkfoot Lane, Helmsley 30mph zone
from Thu-Apr-08-2021-11-00-AM to Wed-Jul-21-2021-06-59-PM

Date	Starting Hr:min	<15	15 to <20	20 to <25	25 to <30	30 to <35	35 to <40	40 to <45	45 to <50	50 to <55	55 to <60	60 to <65	65 to <70	70 to <75	75 to <80	80 to <85	85 to <90	90 to <95	95 to <100	100 to >105	Total Counts	85pct Speed	10MPH Pace	% in pace	# of Speeders	% Speeders
13/05/2021	00:00	0	0	0	1	0	0	1	0	0	0	0	0	0	0	0	0	0	0	0	2	45	20 to 30	50.0	1	50.0
13/05/2021	01:00	0	0	0	1	1	2	1	0	0	1	0	0	0	0	0	0	0	0	0	6	45	30 to 40	66.7	5	83.3
13/05/2021	02:00	0	1	1	1	2	0	1	0	1	0	0	0	0	0	0	0	0	0	0	7	45	25 to 35	57.1	4	57.1
13/05/2021	03:00	0	0	0	0	0	0	1	0	1	0	0	0	0	0	0	0	0	0	0	2	55	45 to 55	100.0	2	100.0
13/05/2021	04:00	0	0	0	2	7	4	0	0	0	0	0	0	0	0	0	0	0	0	0	13	37.5	30 to 40	100.0	11	84.6
13/05/2021	05:00	0	0	2	6	5	6	2	3	1	0	0	0	0	0	0	0	0	0	0	25	45	30 to 40	68.0	17	68.0
13/05/2021	06:00	0	0	7	17	20	13	10	3	0	0	0	0	0	0	0	0	0	0	0	70	41.5	30 to 40	71.4	46	65.7
13/05/2021	07:00	0	4	37	86	52	20	4	3	1	0	0	0	0	0	0	0	0	0	0	207	34.7	25 to 35	84.5	80	38.6
13/05/2021	08:00	0	5	64	97	59	23	9	0	0	0	0	0	0	0	0	0	0	0	0	257	34.4	25 to 35	85.6	91	35.4
13/05/2021	09:00	0	2	40	88	46	21	6	0	0	0	0	0	0	0	0	0	0	0	0	203	34.7	25 to 35	85.7	73	36.0
13/05/2021	10:00	2	3	35	97	51	13	4	0	0	0	0	0	0	0	0	0	0	0	0	205	33.6	25 to 35	89.3	68	33.2
13/05/2021	11:00	1	10	45	103	41	15	5	0	0	0	0	0	0	0	0	0	0	0	0	220	33.4	25 to 35	85.9	61	27.7
13/05/2021	12:00	1	2	46	118	70	20	3	0	0	0	0	0	0	0	0	0	0	0	0	260	33.9	25 to 35	90.0	93	35.8
13/05/2021	13:00	0	5	38	103	56	15	3	2	0	0	0	0	0	0	0	0	0	0	0	222	33.8	25 to 35	88.7	76	34.2
13/05/2021	14:00	1	16	47	134	64	15	3	0	0	0	0	0	0	0	0	0	0	0	0	280	33.1	25 to 35	87.5	82	29.3
13/05/2021	15:00	0	8	58	117	58	18	8	0	0	0	0	0	0	0	0	0	0	0	0	267	33.8	25 to 35	87.3	84	31.5
13/05/2021	16:00	1	9	64	122	50	19	4	2	0	0	0	0	0	0	0	0	0	0	0	271	33.4	25 to 35	87.1	75	27.7
13/05/2021	17:00	0	6	44	98	60	18	4	0	0	0	0	0	0	0	0	0	0	0	0	230	34	25 to 35	87.8	82	35.7
13/05/2021	18:00	0	6	18	60	41	12	11	2	0	0	0	0	0	0	0	0	0	0	0	150	36.2	25 to 35	79.3	66	44.0
13/05/2021	19:00	1	2	9	40	18	11	4	0	0	1	0	0	0	0	0	0	0	0	0	86	36.4	30 to 40	80.2	34	39.5
13/05/2021	20:00	0	1	5	26	11	7	2	2	1	0	0	0	0	0	0	0	0	0	0	55	37.9	30 to 40	80.0	23	41.8
13/05/2021	21:00	0	0	5	12	13	6	0	0	0	0	0	0	0	0	0	0	0	0	0	36	35.8	30 to 40	86.1	19	52.8
13/05/2021	22:00	0	0	0	1	4	2	0	2	0	0	0	0	0	0	0	0	0	0	0	9	47.5	30 to 40	77.8	8	88.9
13/05/2021	23:00	0	0	1	3	1	1	1	2	1	0	0	0	0	0	0	0	0	0	0	10	47.5	25 to 35	50.0	6	60.0
24 Hr Summary		7	80	566	1333	730	261	87	21	6	2	0	0	0	0	0	0	0	0	0	3093	34.4	25 to 35	85.0	1107	35.8

Incoming Histogram
A170 inward
A170 Linkfoot Lane, Helmsley 30mph zone

from Thu-Apr-08-2021-11-00-AM to Wed-Jul-21-2021-06-59-PM

Date	Starting Hr:min	<15	15 to <20	20 to <25	25 to <30	30 to <35	35 to <40	40 to <45	45 to <50	50 to <55	55 to <60	60 to <65	65 to <70	70 to <75	75 to <80	80 to <85	85 to <90	90 to <95	95 to <100	100 to >105	Total Counts	85pct Speed	10MPH Pace	% in pace	# of Speeders	% Speeders
14/05/2021	00:00	0	0	0	0	0	1	0	0	0	0	0	0	0	0	0	0	0	0	0	1	40	30 to 40	100.0	1	100.0
14/05/2021	01:00	0	1	0	1	0	3	0	0	0	1	0	0	0	0	0	0	0	0	0	6	40	30 to 40	66.7	4	66.7
14/05/2021	02:00	0	0	1	1	1	3	1	0	0	0	0	0	0	0	0	0	0	0	0	7	40	30 to 40	71.4	5	71.4
14/05/2021	03:00	0	0	0	0	2	0	3	0	0	0	0	0	0	0	0	0	0	0	0	5	43.3	35 to 45	100.0	5	100.0
14/05/2021	04:00	0	0	3	2	3	1	1	1	1	0	0	0	0	0	0	0	0	0	0	12	45	25 to 35	66.7	7	58.3
14/05/2021	05:00	0	0	0	5	4	5	5	2	0	0	0	0	0	0	0	0	0	0	0	21	44	30 to 40	66.7	16	76.2
14/05/2021	06:00	0	2	11	24	16	11	2	2	0	0	0	0	0	0	0	0	0	0	0	68	37.3	25 to 35	75.0	31	45.6
14/05/2021	07:00	0	5	37	73	38	16	7	0	0	0	0	0	0	0	0	0	0	0	0	176	34.6	25 to 35	84.1	61	34.7
14/05/2021	08:00	0	10	66	102	45	7	5	0	0	0	0	0	0	0	0	0	0	0	0	235	32.4	25 to 35	90.6	57	24.3
14/05/2021	09:00	1	12	68	128	63	12	1	0	0	0	0	0	0	0	0	0	0	0	0	285	32.6	25 to 35	90.9	76	26.7
14/05/2021	10:00	1	12	74	132	64	19	2	0	0	0	0	0	0	0	0	0	0	0	0	304	33	25 to 35	88.8	85	28.0
14/05/2021	11:00	2	7	62	153	47	8	2	0	0	0	0	0	0	0	0	0	0	0	0	281	31.6	25 to 35	93.2	57	20.3
14/05/2021	12:00	3	7	57	111	61	16	1	1	0	0	0	0	0	0	0	0	0	0	0	257	33.3	25 to 35	89.1	79	30.7
14/05/2021	13:00	0	4	47	127	52	12	4	2	0	0	0	0	0	0	0	0	0	0	0	248	33.2	25 to 35	91.1	70	28.2
14/05/2021	14:00	2	7	60	112	64	26	9	0	0	0	0	0	0	0	0	0	0	0	0	280	34.5	25 to 35	84.3	99	35.4
14/05/2021	15:00	1	10	57	150	57	29	2	0	0	0	0	0	0	0	0	0	0	0	0	306	33.7	25 to 35	86.3	88	28.8
14/05/2021	16:00	0	9	56	105	57	16	2	1	0	0	0	0	0	0	0	0	0	0	0	246	33.4	25 to 35	88.6	76	30.9
14/05/2021	17:00	1	9	40	87	54	14	6	1	0	0	0	0	0	0	0	0	0	0	0	212	34	25 to 35	85.4	75	35.4
14/05/2021	18:00	0	2	28	61	33	17	8	2	0	0	0	0	0	0	0	0	0	0	0	151	36.2	25 to 35	80.8	60	39.7
14/05/2021	19:00	2	3	10	29	26	8	2	0	0	0	0	0	0	0	0	0	0	0	0	80	34.6	25 to 35	81.3	36	45.0
14/05/2021	20:00	0	1	3	20	11	8	2	1	1	0	0	0	0	0	0	0	0	0	0	47	38.1	30 to 40	83.0	23	48.9
14/05/2021	21:00	0	1	6	18	10	1	1	0	0	0	0	0	0	0	0	0	0	0	0	37	33	25 to 35	91.9	12	32.4
14/05/2021	22:00	0	0	1	3	4	4	1	2	0	0	0	0	0	0	0	0	0	0	0	15	45	30 to 40	73.3	11	73.3
14/05/2021	23:00	0	0	3	4	2	1	1	1	1	0	0	0	0	0	0	0	0	0	0	13	45	25 to 35	69.2	6	46.2
24 Hr Summary		13	102	690	1448	714	238	68	16	3	1	0	0	0	0	0	0	0	0	0	3293	33.8	25 to 35	86.6	1040	31.6

Incoming Histogram
A170 inward
A170 Linkfoot Lane, Helmsley 30mph zone
from Thu-Apr-08-2021-11-00-AM to Wed-Jul-21-2021-06-59-PM

Date	Starting Hr:min	<15	15 to <20	20 to <25	25 to <30	30 to <35	35 to <40	40 to <45	45 to <50	50 to <55	55 to <60	60 to <65	65 to <70	70 to <75	75 to <80	80 to <85	85 to <90	90 to <95	95 to <100	100 to >105	Total Counts	85pct Speed	10MPH Pace	% in pace	# of Speeders	% Speeders
15/05/2021	00:00	0	0	0	1	1	1	1	0	0	0	0	0	0	0	0	0	0	0	0	4	40	30 to 40	75.0	3	75.0
15/05/2021	01:00	0	0	0	1	0	0	1	0	0	1	0	0	0	0	0	0	0	0	0	3	60	20 to 30	33.3	2	66.7
15/05/2021	02:00	0	0	0	1	0	1	0	0	0	0	0	0	0	0	0	0	0	0	0	2	40	30 to 40	100.0	1	50.0
15/05/2021	03:00	0	0	0	0	0	1	1	0	0	0	0	0	0	0	0	0	0	0	0	2	45	35 to 45	100.0	2	100.0
15/05/2021	04:00	1	0	1	2	1	2	0	0	0	0	0	0	0	0	0	0	0	0	0	7	37.5	30 to 40	71.4	3	42.9
15/05/2021	05:00	0	0	1	2	6	2	0	0	0	0	0	0	0	0	0	0	0	0	0	11	35	30 to 40	90.9	8	72.7
15/05/2021	06:00	0	0	5	13	9	8	1	2	0	0	0	0	0	0	0	0	0	0	0	38	38.1	30 to 40	78.9	20	52.6
15/05/2021	07:00	0	1	9	46	17	13	2	0	0	0	0	0	0	0	0	0	0	0	0	88	35.8	30 to 40	86.4	32	36.4
15/05/2021	08:00	1	5	15	57	38	10	4	0	0	0	0	0	0	0	0	0	0	0	0	130	34.2	25 to 35	84.6	52	40.0
15/05/2021	09:00	0	6	42	71	43	13	1	0	0	0	0	0	0	0	0	0	0	0	0	176	33.6	25 to 35	88.6	57	32.4
15/05/2021	10:00	0	6	50	110	59	17	4	0	0	0	0	0	0	0	0	0	0	0	0	246	33.6	25 to 35	89.0	80	32.5
15/05/2021	11:00	0	10	53	106	57	11	3	0	0	0	0	0	0	0	0	0	0	0	0	240	33.1	25 to 35	90.0	71	29.6
15/05/2021	12:00	1	3	35	94	40	11	7	2	1	0	0	0	0	0	0	0	0	0	0	194	34	25 to 35	87.1	61	31.4
15/05/2021	13:00	0	5	40	93	34	14	2	0	0	1	0	0	0	0	0	0	0	0	0	189	33.4	25 to 35	88.4	51	27.0
15/05/2021	14:00	0	5	24	92	62	11	0	0	0	0	0	0	0	0	0	0	0	0	0	194	33.5	25 to 35	91.8	73	37.6
15/05/2021	15:00	0	4	22	84	55	18	4	3	0	0	0	0	0	0	0	0	0	0	0	190	34.7	25 to 35	84.7	80	42.1
15/05/2021	16:00	0	4	39	71	51	14	1	2	0	0	0	0	0	0	0	0	0	0	0	182	34	25 to 35	88.5	68	37.4
15/05/2021	17:00	0	12	77	58	21	3	2	0	0	0	0	0	0	0	0	0	0	0	0	173	30	25 to 35	90.2	26	15.0
15/05/2021	18:00	0	6	36	37	10	3	0	0	0	0	0	0	0	0	0	0	0	0	0	92	29.9	25 to 35	90.2	13	14.1
15/05/2021	19:00	0	2	10	36	23	9	3	0	0	0	0	0	0	0	0	0	0	0	0	83	35	25 to 35	83.1	35	42.2
15/05/2021	20:00	0	1	3	10	9	4	1	0	0	0	0	0	0	0	0	0	0	0	0	28	36.2	30 to 40	82.1	14	50.0
15/05/2021	21:00	0	0	7	14	6	4	0	0	0	0	0	0	0	0	0	0	0	0	0	31	34.2	25 to 35	87.1	10	32.3
15/05/2021	22:00	0	0	1	5	4	3	1	0	1	0	0	0	0	0	0	0	0	0	0	15	40	30 to 40	80.0	9	60.0
15/05/2021	23:00	0	1	0	2	1	1	1	0	0	0	0	0	0	0	0	0	0	0	0	6	40	30 to 40	66.7	3	50.0
24 Hr Summary		3	71	470	1006	547	174	40	9	2	2	0	0	0	0	0	0	0	0	0	2324	33.9	25 to 35	87.0	774	33.3

Incoming Histogram
A170 inward
A170 Linkfoot Lane, Helmsley 30mph zone

from Thu-Apr-08-2021-11-00-AM to Wed-Jul-21-2021-06-59-PM

Date	Starting Hr:min	<15	15 to <20	20 to <25	25 to <30	30 to <35	35 to <40	40 to <45	45 to <50	50 to <55	55 to <60	60 to <65	65 to <70	70 to <75	75 to <80	80 to <85	85 to <90	90 to <95	95 to <100	100 to >105	Total Counts	85pct Speed	10MPH Pace	% in pace	# of Speeders	% Speeders
16/05/2021	00:00	0	0	0	1	1	3	0	0	0	0	0	0	0	0	0	0	0	0	0	5	38.3	30 to 40	100.0	4	80.0
16/05/2021	01:00	0	0	1	0	0	0	1	0	0	0	0	0	0	0	0	0	0	0	0	2	45	15 to 25	50.0	1	50.0
16/05/2021	02:00	0	0	0	0	0	0	0	0	0	0	0	0	0	0	0	0	0	0	0	0	0	*	*	*	*
16/05/2021	03:00	0	0	1	0	0	0	0	0	0	0	0	0	0	0	0	0	0	0	0	1	25	15 to 25	100.0	*	*
16/05/2021	04:00	0	0	0	0	0	1	0	0	0	0	0	0	0	0	0	0	0	0	0	1	40	30 to 40	100.0	1	100.0
16/05/2021	05:00	0	0	0	0	0	0	0	0	0	0	0	0	0	0	0	0	0	0	0	0	0	*	*	*	*
16/05/2021	06:00	0	1	2	1	6	3	1	0	0	0	0	0	0	0	0	0	0	0	0	14	38.3	30 to 40	71.4	10	71.4
16/05/2021	07:00	0	0	8	5	5	3	2	0	1	0	0	0	0	0	0	0	0	0	0	24	38.3	25 to 35	75.0	11	45.8
16/05/2021	08:00	0	2	11	30	17	4	1	0	0	0	0	0	0	0	0	0	0	0	0	65	33.5	25 to 35	89.2	22	33.8
16/05/2021	09:00	0	3	29	76	31	9	4	1	0	0	0	0	0	0	0	0	0	0	0	153	33.5	25 to 35	88.9	45	29.4
16/05/2021	10:00	1	5	34	97	56	11	2	0	0	0	0	0	0	0	0	0	0	0	0	206	33.4	25 to 35	90.8	69	33.5
16/05/2021	11:00	1	6	41	92	49	12	4	1	0	0	0	0	0	0	0	0	0	0	0	206	33.6	25 to 35	88.3	66	32.0
16/05/2021	12:00	0	5	38	97	56	17	3	0	0	0	0	0	0	0	0	0	0	0	0	216	33.9	25 to 35	88.4	76	35.2
16/05/2021	13:00	2	8	48	96	67	13	2	0	0	0	0	0	0	0	0	0	0	0	0	236	33.5	25 to 35	89.4	82	34.7
16/05/2021	14:00	0	7	44	114	39	8	2	0	0	0	0	0	0	0	0	0	0	0	0	214	32.2	25 to 35	92.1	49	22.9
16/05/2021	15:00	0	3	54	100	63	16	2	1	0	0	0	0	0	0	0	0	0	0	0	239	33.7	25 to 35	90.8	82	34.3
16/05/2021	16:00	1	6	52	121	46	22	5	1	0	0	0	0	0	0	0	0	0	0	0	254	33.9	25 to 35	86.2	74	29.1
16/05/2021	17:00	0	5	29	66	49	18	9	0	0	1	0	0	0	0	0	0	0	0	0	177	35.3	25 to 35	81.4	77	43.5
16/05/2021	18:00	0	2	13	29	22	17	9	2	0	0	0	0	0	0	0	0	0	0	0	94	39.1	30 to 40	72.3	50	53.2
16/05/2021	19:00	0	2	10	28	21	10	10	1	0	0	0	0	0	0	0	0	0	0	0	82	39.5	25 to 35	72.0	42	51.2
16/05/2021	20:00	0	0	5	27	12	5	3	1	1	0	0	0	0	0	0	0	0	0	0	54	37	25 to 35	81.5	22	40.7
16/05/2021	21:00	0	1	2	6	6	5	1	0	0	0	0	0	0	0	0	0	0	0	0	21	38	30 to 40	81.0	12	57.1
16/05/2021	22:00	0	0	0	1	2	1	0	0	0	0	0	0	0	0	0	0	0	0	0	4	35	30 to 40	100.0	3	75.0
16/05/2021	23:00	0	1	1	0	2	0	0	0	0	0	0	0	0	0	0	0	0	0	0	4	32.5	25 to 35	75.0	2	50.0
24 Hr Summary		5	57	423	987	550	178	61	8	2	1	0	0	0	0	0	0	0	0	0	2272	34.2	25 to 35	86.3	800	35.2

Incoming Histogram
A170 inward
A170 Linkfoot Lane, Helmsley 30mph zone
from Thu-Apr-08-2021-11-00-AM to Wed-Jul-21-2021-06-59-PM

Date	Starting Hr:min	<15	15 to <20	20 to <25	25 to <30	30 to <35	35 to <40	40 to <45	45 to <50	50 to <55	55 to <60	60 to <65	65 to <70	70 to <75	75 to <80	80 to <85	85 to <90	90 to <95	95 to <100	100 to >105	Total Counts	85pct Speed	10MPH Pace	% in pace	# of Speeders	% Speeders
17/05/2021	00:00	0	0	0	0	0	0	2	0	0	0	0	0	0	0	0	0	0	0	0	2	45	35 to 45	100.0	2	100.0
17/05/2021	01:00	0	0	0	0	1	0	0	0	0	1	0	0	0	0	0	0	0	0	0	2	60	25 to 35	50.0	2	100.0
17/05/2021	02:00	0	0	0	1	0	0	1	1	0	0	0	0	0	0	0	0	0	0	0	3	50	40 to 50	66.7	2	66.7
17/05/2021	03:00	0	0	0	0	0	0	1	0	0	0	0	0	0	0	0	0	0	0	0	1	45	35 to 45	100.0	1	100.0
17/05/2021	04:00	0	0	2	3	3	2	1	1	0	0	0	0	0	0	0	0	0	0	0	12	40	25 to 35	66.7	7	58.3
17/05/2021	05:00	0	1	7	3	8	7	4	1	0	0	0	0	0	0	0	0	0	0	0	31	40	35 to 45	61.3	20	64.5
17/05/2021	06:00	0	3	13	17	22	9	3	2	1	0	0	0	0	0	0	0	0	0	0	70	37.8	25 to 35	74.3	37	52.9
17/05/2021	07:00	0	4	35	80	36	16	3	1	0	0	0	0	0	0	0	0	0	0	0	175	34.2	25 to 35	86.3	56	32.0
17/05/2021	08:00	2	8	53	142	58	17	2	0	0	0	0	0	0	0	0	0	0	0	0	282	33	25 to 35	89.7	77	27.3
17/05/2021	09:00	1	9	55	102	48	12	3	0	0	0	0	0	0	0	0	0	0	0	0	230	33	25 to 35	89.1	63	27.4
17/05/2021	10:00	0	6	66	116	49	15	1	0	0	0	0	0	0	0	0	0	0	0	0	253	32.8	25 to 35	91.3	65	25.7
17/05/2021	11:00	0	7	54	121	51	15	0	0	0	0	0	0	0	0	0	0	0	0	0	248	32.8	25 to 35	91.1	66	26.6
17/05/2021	12:00	1	4	48	100	53	25	5	0	0	0	0	0	0	0	0	0	0	0	0	236	34.5	25 to 35	85.2	83	35.2
17/05/2021	13:00	0	8	45	95	51	18	5	0	0	0	0	0	0	0	0	0	0	0	0	222	34	25 to 35	86.0	74	33.3
17/05/2021	14:00	0	3	35	93	37	26	8	2	0	0	0	0	0	0	0	0	0	0	0	204	36	25 to 35	80.9	73	35.8
17/05/2021	15:00	0	6	55	144	65	17	2	2	0	0	0	0	0	0	0	0	0	0	0	291	33.2	25 to 35	90.7	86	29.6
17/05/2021	16:00	0	9	61	108	47	12	4	0	0	0	0	0	0	0	0	0	0	0	0	241	32.9	25 to 35	89.6	63	26.1
17/05/2021	17:00	1	4	52	81	48	11	4	0	0	0	0	0	0	0	0	0	0	0	0	201	33.4	25 to 35	90.0	63	31.3
17/05/2021	18:00	0	6	27	48	42	15	6	1	1	0	0	0	0	0	0	0	0	0	0	146	35.3	25 to 35	80.1	65	44.5
17/05/2021	19:00	0	1	8	27	19	13	0	0	0	0	0	0	0	0	0	0	0	0	0	68	36.2	30 to 40	86.8	32	47.1
17/05/2021	20:00	0	0	6	15	17	4	1	1	0	0	0	0	0	0	0	0	0	0	0	44	34.7	25 to 35	86.4	23	52.3
17/05/2021	21:00	0	0	3	8	14	6	0	0	0	0	0	0	0	0	0	0	0	0	0	31	35.8	30 to 40	90.3	20	64.5
17/05/2021	22:00	0	0	0	5	3	6	1	0	0	0	0	0	0	0	0	0	0	0	0	15	39.2	30 to 40	93.3	10	66.7
17/05/2021	23:00	0	0	0	1	0	1	1	0	0	0	0	0	0	0	0	0	0	0	0	3	45	30 to 40	66.7	2	66.7
24 Hr Summary		5	79	625	1310	672	247	58	12	2	1	0	0	0	0	0	0	0	0	0	3011	34	25 to 35	86.6	992	32.9

Incoming Histogram
A170 inward
A170 Linkfoot Lane, Helmsley 30mph zone
from Thu-Apr-08-2021-11-00-AM to Wed-Jul-21-2021-06-59-PM

Date	Starting Hr:min	<15	15 to <20	20 to <25	25 to <30	30 to <35	35 to <40	40 to <45	45 to <50	50 to <55	55 to <60	60 to <65	65 to <70	70 to <75	75 to <80	80 to <85	85 to <90	90 to <95	95 to <100	100 to >105	Total Counts	85pct Speed	10MPH Pace	% in pace	# of Speeders	% Speeders
18/05/2021	00:00	0	0	0	0	2	0	0	0	0	0	0	0	0	0	0	0	0	0	0	2	35	25 to 35	100.0	2	100.0
18/05/2021	01:00	1	0	0	0	1	1	0	1	0	1	0	0	0	0	0	0	0	0	0	5	50	30 to 40	40.0	4	80.0
18/05/2021	02:00	0	0	0	0	2	1	0	0	1	0	0	0	0	0	0	0	0	0	0	4	40	30 to 40	75.0	4	100.0
18/05/2021	03:00	0	0	0	0	0	0	0	0	0	0	0	0	0	0	0	0	0	0	0	0	0	*	*	*	*
18/05/2021	04:00	0	0	2	3	2	0	2	0	0	0	0	0	0	0	0	0	0	0	0	9	42.5	25 to 35	77.8	4	44.4
18/05/2021	05:00	1	0	2	1	6	2	1	4	0	1	0	0	0	0	0	0	0	0	0	18	47.5	25 to 35	50.0	14	77.8
18/05/2021	06:00	1	2	7	21	19	6	1	0	1	0	0	0	0	0	0	0	0	0	0	58	34.7	25 to 35	81.0	27	46.6
18/05/2021	07:00	3	22	96	60	12	3	1	0	0	0	0	0	0	0	0	0	0	0	0	197	28.8	20 to 30	90.4	16	8.1
18/05/2021	08:00	0	10	64	114	38	10	2	0	0	0	0	0	0	0	0	0	0	0	0	238	31.8	25 to 35	90.8	50	21.0
18/05/2021	09:00	3	8	52	110	60	16	2	0	0	0	0	0	0	0	0	0	0	0	0	251	33.3	25 to 35	88.4	78	31.1
18/05/2021	10:00	0	8	49	97	44	12	0	0	0	0	0	0	0	0	0	0	0	0	0	210	32.7	25 to 35	90.5	56	26.7
18/05/2021	11:00	2	9	40	100	74	19	3	0	1	0	0	0	0	0	0	0	0	0	0	248	34.1	25 to 35	86.3	97	39.1
18/05/2021	12:00	1	5	38	94	52	14	0	0	0	0	0	0	0	0	0	0	0	0	0	204	33.4	25 to 35	90.2	66	32.4
18/05/2021	13:00	0	4	53	104	49	14	2	0	0	0	0	0	0	0	0	0	0	0	0	226	33.2	25 to 35	91.2	65	28.8
18/05/2021	14:00	0	11	60	123	55	22	4	0	1	0	0	0	0	0	0	0	0	0	0	276	33.7	25 to 35	86.2	82	29.7
18/05/2021	15:00	0	13	70	114	66	16	4	0	0	0	0	0	0	0	0	0	0	0	0	283	33.3	25 to 35	88.3	86	30.4
18/05/2021	16:00	3	13	69	120	78	15	8	0	0	0	0	0	0	0	0	0	0	0	0	306	33.5	25 to 35	87.3	101	33.0
18/05/2021	17:00	0	9	57	99	47	11	9	1	0	0	0	0	0	0	0	0	0	0	0	233	33.5	25 to 35	87.1	68	29.2
18/05/2021	18:00	0	4	15	53	50	18	6	1	2	0	0	0	0	0	0	0	0	0	0	149	36.4	30 to 40	81.2	77	51.7
18/05/2021	19:00	0	4	6	36	29	16	3	1	0	0	0	0	0	0	0	0	0	0	0	95	36.9	30 to 40	85.3	49	51.6
18/05/2021	20:00	1	0	4	19	17	9	0	0	0	1	0	0	0	0	0	0	0	0	0	51	36.1	30 to 40	88.2	27	52.9
18/05/2021	21:00	0	0	4	12	12	3	1	0	0	0	0	0	0	0	0	0	0	0	0	32	34.6	25 to 35	87.5	16	50.0
18/05/2021	22:00	0	0	2	6	0	1	0	1	0	0	0	0	0	0	0	0	0	0	0	10	30	20 to 30	80.0	2	20.0
18/05/2021	23:00	0	0	0	3	0	1	1	0	0	0	0	0	0	0	0	0	0	0	0	5	40	30 to 40	80.0	2	40.0
24 Hr Summary		16	122	690	1289	715	210	50	9	6	3	0	0	0	0	0	0	0	0	0	3110	33.7	25 to 35	86.6	993	31.9

Incoming Histogram
A170 inward
A170 Linkfoot Lane, Helmsley 30mph zone
from Thu-Apr-08-2021-11-00-AM to Wed-Jul-21-2021-06-59-PM

Date	Starting Hr:min	<15	15 to <20	20 to <25	25 to <30	30 to <35	35 to <40	40 to <45	45 to <50	50 to <55	55 to <60	60 to <65	65 to <70	70 to <75	75 to <80	80 to <85	85 to <90	90 to <95	95 to <100	100 to >105	Total Counts	85pct Speed	10MPH Pace	% in pace	# of Speeders	% Speeders
19/05/2021	00:00	0	0	0	1	3	1	1	0	0	1	0	0	0	0	0	0	0	0	0	7	45	30 to 40	71.4	6	85.7
19/05/2021	01:00	0	0	0	0	0	0	0	0	0	1	0	0	0	0	0	0	0	0	0	1	60	50 to 60	100.0	1	100.0
19/05/2021	02:00	0	0	0	1	2	1	0	0	0	0	0	0	0	0	0	0	0	0	0	4	35	30 to 40	100.0	3	75.0
19/05/2021	03:00	0	0	0	2	1	0	0	0	0	0	0	0	0	0	0	0	0	0	0	3	35	25 to 35	100.0	1	33.3
19/05/2021	04:00	0	0	2	5	2	5	3	1	0	0	0	0	0	0	0	0	0	0	0	18	41.7	30 to 40	66.7	11	61.1
19/05/2021	05:00	0	1	3	5	4	5	1	1	0	0	0	0	0	0	0	0	0	0	0	20	39	30 to 40	70.0	11	55.0
19/05/2021	06:00	0	0	4	21	16	9	4	1	0	0	0	0	0	0	0	0	0	0	0	55	38.3	30 to 40	83.6	30	54.5
19/05/2021	07:00	0	5	31	82	40	14	1	1	0	0	0	0	0	0	0	0	0	0	0	174	33.8	25 to 35	87.9	56	32.2
19/05/2021	08:00	1	12	72	100	68	20	3	0	0	0	0	0	0	0	0	0	0	0	0	276	33.7	25 to 35	87.0	91	33.0
19/05/2021	09:00	0	8	64	110	82	9	2	0	0	0	0	0	0	0	0	0	0	0	0	275	33.2	25 to 35	93.1	93	33.8
19/05/2021	10:00	1	10	45	127	66	11	0	0	0	0	0	0	0	0	0	0	0	0	0	260	32.9	25 to 35	91.5	77	29.6
19/05/2021	11:00	3	19	56	133	50	11	0	0	0	0	0	0	0	0	0	0	0	0	0	272	32	25 to 35	87.9	61	22.4
19/05/2021	12:00	1	6	45	106	48	17	4	1	0	0	0	0	0	0	0	0	0	0	0	228	33.8	25 to 35	87.3	70	30.7
19/05/2021	13:00	1	10	49	117	53	24	0	2	0	0	0	0	0	0	0	0	0	0	0	256	33.9	25 to 35	85.5	79	30.9
19/05/2021	14:00	1	7	68	109	59	20	2	0	0	0	0	0	0	0	0	0	0	0	0	266	33.5	25 to 35	88.7	81	30.5
19/05/2021	15:00	1	7	57	120	54	16	4	2	0	0	0	0	0	0	0	0	0	0	0	261	33.4	25 to 35	88.5	76	29.1
19/05/2021	16:00	0	16	68	143	55	9	5	0	0	0	0	0	0	0	0	0	0	0	0	296	32.3	25 to 35	89.9	69	23.3
19/05/2021	17:00	0	10	49	103	52	17	1	0	0	0	0	0	0	0	0	0	0	0	0	232	33.4	25 to 35	87.9	70	30.2
19/05/2021	18:00	0	8	20	53	44	20	2	0	0	0	0	0	0	0	0	0	0	0	0	147	35	25 to 35	79.6	66	44.9
19/05/2021	19:00	0	3	8	51	19	13	1	0	0	0	0	0	0	0	0	0	0	0	0	95	35	30 to 40	87.4	33	34.7
19/05/2021	20:00	0	1	2	16	9	7	3	0	0	0	0	0	0	0	0	0	0	0	0	38	37.9	30 to 40	84.2	19	50.0
19/05/2021	21:00	0	0	14	18	9	4	3	0	0	0	1	0	0	0	0	0	0	0	0	49	36.2	25 to 35	83.7	17	34.7
19/05/2021	22:00	0	0	8	10	6	5	2	0	0	0	0	0	0	0	0	0	0	0	0	31	37	25 to 35	77.4	13	41.9
19/05/2021	23:00	0	0	0	1	2	3	3	0	0	0	0	0	0	0	0	0	0	0	0	9	43.3	35 to 45	88.9	8	88.9
24 Hr Summary		9	123	665	1434	744	241	45	9	0	2	1	0	0	0	0	0	0	0	0	3273	33.7	25 to 35	86.9	1042	31.8

Incoming Histogram
A170 inward
A170 Linkfoot Lane, Helmsley 30mph zone

from Thu-Apr-08-2021-11-00-AM to Wed-Jul-21-2021-06-59-PM

Date	Starting Hr:min	<15	15 to <20	20 to <25	25 to <30	30 to <35	35 to <40	40 to <45	45 to <50	50 to <55	55 to <60	60 to <65	65 to <70	70 to <75	75 to <80	80 to <85	85 to <90	90 to <95	95 to <100	100 to >105	Total Counts	85pct Speed	10MPH Pace	% in pace	# of Speeders	% Speeders
20/05/2021	00:00	0	1	1	2	0	4	0	1	0	0	0	0	0	0	0	0	0	0	0	9	40	30 to 40	66.7	5	55.6
20/05/2021	01:00	0	0	0	0	0	0	0	0	1	0	0	0	0	0	0	0	0	0	0	1	55	45 to 55	100.0	1	100.0
20/05/2021	02:00	0	0	0	3	1	2	1	0	1	0	0	0	0	0	0	0	0	0	0	8	45	30 to 40	75.0	5	62.5
20/05/2021	03:00	0	0	0	0	0	1	3	1	0	0	0	0	0	0	0	0	0	0	0	5	45	40 to 50	100.0	5	100.0
20/05/2021	04:00	0	0	0	3	5	3	2	0	2	0	0	0	0	0	0	0	0	0	0	15	45	30 to 40	73.3	12	80.0
20/05/2021	05:00	0	0	2	6	6	6	7	1	0	0	0	0	0	0	0	0	0	0	0	28	42.9	35 to 45	67.9	20	71.4
20/05/2021	06:00	0	0	5	34	15	14	4	2	0	0	0	0	0	0	0	0	0	0	0	74	38.2	30 to 40	85.1	35	47.3
20/05/2021	07:00	0	1	48	75	42	22	5	2	0	0	0	0	0	0	0	0	0	0	0	195	35	25 to 35	84.6	71	36.4
20/05/2021	08:00	0	8	84	119	50	13	5	1	0	0	0	0	0	0	0	0	0	0	0	280	32.7	25 to 35	90.4	69	24.6
20/05/2021	09:00	0	3	55	140	54	11	1	1	0	0	0	0	0	0	0	0	0	0	0	265	32.5	25 to 35	94.0	67	25.3
20/05/2021	10:00	0	5	53	130	53	12	4	0	0	0	0	0	0	0	0	0	0	0	0	257	32.8	25 to 35	91.8	69	26.8
20/05/2021	11:00	1	2	66	118	61	7	0	1	0	0	0	0	0	0	0	0	0	0	0	256	32.5	25 to 35	95.7	69	27.0
20/05/2021	12:00	1	7	46	94	63	20	4	0	0	0	0	0	0	0	0	0	0	0	0	235	34.1	25 to 35	86.4	87	37.0
20/05/2021	13:00	1	2	17	47	23	7	1	0	0	0	0	0	0	0	0	0	0	0	0	98	33.5	25 to 35	88.8	31	31.6
20/05/2021	14:00	0	9	25	43	24	4	2	0	0	0	0	0	0	0	0	0	0	0	0	107	32.9	25 to 35	86.0	30	28.0
20/05/2021	15:00	0	1	28	50	33	7	0	1	0	0	0	0	0	0	0	0	0	0	0	120	33.5	25 to 35	92.5	41	34.2
20/05/2021	16:00	0	6	35	53	26	5	4	1	0	0	0	0	0	0	0	0	0	0	0	130	33.1	25 to 35	87.7	36	27.7
20/05/2021	17:00	0	0	7	13	15	3	1	0	0	0	0	0	0	0	0	0	0	0	0	39	34.3	25 to 35	89.7	19	48.7
20/05/2021	18:00	0	0	13	12	9	6	1	1	0	1	0	0	0	0	0	0	0	0	0	43	37.5	25 to 35	79.1	18	41.9
20/05/2021	19:00	0	0	5	10	6	3	1	0	0	0	0	0	0	0	0	0	0	0	0	25	35	25 to 35	84.0	10	40.0
20/05/2021	20:00	0	0	1	2	2	2	2	0	0	0	0	0	0	0	0	0	0	0	0	9	42.5	30 to 40	66.7	6	66.7
20/05/2021	21:00	0	0	0	3	1	2	0	0	0	0	0	0	0	0	0	0	0	0	0	6	37.5	30 to 40	100.0	3	50.0
20/05/2021	22:00	0	0	0	3	3	2	0	0	0	0	0	0	0	0	0	0	0	0	0	8	37.5	30 to 40	100.0	5	62.5
20/05/2021	23:00	0	0	0	1	1	1	0	1	0	0	0	0	0	0	0	0	0	0	0	4	40	30 to 40	75.0	3	75.0
24 Hr Summary		3	45	491	961	493	157	48	14	4	1	0	0	0	0	0	0	0	0	0	2217	33.9	25 to 35	87.7	717	32.3

Incoming Histogram
A170 inward
A170 Linkfoot Lane, Helmsley 30mph zone
from Thu-Apr-08-2021-11-00-AM to Wed-Jul-21-2021-06-59-PM

Date	Starting Hr:min	<15	15 to <20	20 to <25	25 to <30	30 to <35	35 to <40	40 to <45	45 to <50	50 to <55	55 to <60	60 to <65	65 to <70	70 to <75	75 to <80	80 to <85	85 to <90	90 to <95	95 to <100	100 to >105	Total Counts	85pct Speed	10MPH Pace	% in pace	# of Speeders	% Speeders
21/05/2021	00:00	0	0	0	0	1	1	0	0	0	0	0	0	0	0	0	0	0	0	0	2	40	30 to 40	100.0	2	100.0
21/05/2021	01:00	0	0	0	1	0	0	0	0	1	0	0	0	0	0	0	0	0	0	0	2	55	20 to 30	50.0	1	50.0
21/05/2021	02:00	0	0	1	1	1	1	0	1	1	0	0	0	0	0	0	0	0	0	0	6	50	25 to 35	50.0	4	66.7
21/05/2021	03:00	0	0	0	0	0	1	0	0	0	0	0	0	0	0	0	0	0	0	0	1	40	30 to 40	100.0	1	100.0
21/05/2021	04:00	0	0	0	2	1	0	1	0	0	0	0	0	0	0	0	0	0	0	0	4	35	25 to 35	75.0	2	50.0
21/05/2021	05:00	0	0	2	2	1	3	3	0	0	0	0	0	0	0	0	0	0	0	0	11	41.7	35 to 45	63.6	7	63.6
21/05/2021	06:00	0	1	8	20	12	8	2	1	0	0	0	0	0	0	0	0	0	0	0	52	36.9	25 to 35	76.9	23	44.2
21/05/2021	07:00	1	0	14	42	15	7	3	0	0	0	0	0	0	0	0	0	0	0	0	82	34.3	25 to 35	86.6	25	30.5
21/05/2021	08:00	0	5	41	69	29	5	2	0	0	0	0	0	0	0	0	0	0	0	0	151	32.2	25 to 35	92.1	36	23.8
21/05/2021	09:00	0	6	47	60	44	11	3	0	0	0	0	0	0	0	0	0	0	0	0	171	33.6	25 to 35	88.3	58	33.9
21/05/2021	10:00	0	6	63	97	22	4	0	0	0	0	0	0	0	0	0	0	0	0	0	192	29.8	25 to 35	94.8	26	13.5
21/05/2021	11:00	0	7	31	91	39	10	1	1	0	0	0	0	0	0	0	0	0	0	0	180	33.1	25 to 35	89.4	51	28.3
21/05/2021	12:00	0	2	37	70	41	10	2	0	0	0	0	0	0	0	0	0	0	0	0	162	33.5	25 to 35	91.4	53	32.7
21/05/2021	13:00	0	16	63	105	42	11	3	3	0	0	0	0	0	0	0	0	0	0	0	243	32.7	25 to 35	86.4	59	24.3
21/05/2021	14:00	2	8	39	71	34	14	4	0	0	0	0	0	0	0	0	0	0	0	0	172	33.8	25 to 35	83.7	52	30.2
21/05/2021	15:00	0	7	35	70	23	5	1	0	0	0	0	0	0	0	0	0	0	0	0	141	31.7	25 to 35	90.8	29	20.6
21/05/2021	16:00	2	1	18	43	15	4	3	0	0	0	0	0	0	0	0	0	0	0	0	86	33	25 to 35	88.4	22	25.6
21/05/2021	17:00	0	4	28	58	19	7	3	0	0	0	0	0	0	0	0	0	0	0	0	119	32.9	25 to 35	88.2	29	24.4
21/05/2021	18:00	1	1	10	40	16	4	4	0	0	0	0	0	0	0	0	0	0	0	0	76	34.1	25 to 35	86.8	24	31.6
21/05/2021	19:00	0	3	7	25	21	6	0	1	0	0	0	0	0	0	0	0	0	0	0	63	34.5	25 to 35	84.1	28	44.4
21/05/2021	20:00	0	1	5	22	10	2	2	1	0	0	0	0	0	0	0	0	0	0	0	43	34.5	25 to 35	86.0	15	34.9
21/05/2021	21:00	0	0	7	4	3	0	0	0	0	0	0	0	0	0	0	0	0	0	0	14	31.7	25 to 35	100.0	3	21.4
21/05/2021	22:00	0	0	0	3	1	3	0	0	0	0	0	0	0	0	0	0	0	0	0	7	38.3	30 to 40	100.0	4	57.1
21/05/2021	23:00	0	0	0	3	1	0	1	0	0	0	0	0	0	0	0	0	0	0	0	5	35	25 to 35	80.0	2	40.0
24 Hr Summary		6	68	456	899	391	117	38	8	2	0	0	0	0	0	0	0	0	0	0	1985	33.3	25 to 35	88.0	556	28.0

Incoming Histogram
A170 inward
A170 Linkfoot Lane, Helmsley 30mph zone

from Thu-Apr-08-2021-11-00-AM to Wed-Jul-21-2021-06-59-PM

Date	Starting Hr:min	<15	15 to <20	20 to <25	25 to <30	30 to <35	35 to <40	40 to <45	45 to <50	50 to <55	55 to <60	60 to <65	65 to <70	70 to <75	75 to <80	80 to <85	85 to <90	90 to <95	95 to <100	100 to >105	Total Counts	85pct Speed	10MPH Pace	% in pace	# of Speeders	% Speeders
22/05/2021	00:00	0	0	0	1	0	1	1	0	0	0	0	0	0	0	0	0	0	0	0	3	45	30 to 40	66.7	2	66.7
22/05/2021	01:00	0	0	0	1	0	0	0	0	0	0	0	0	0	0	0	0	0	0	0	1	30	20 to 30	100.0	*	*
22/05/2021	02:00	0	0	0	0	0	0	0	0	0	0	0	0	0	0	0	0	0	0	0	0	0	*	*	*	*
22/05/2021	03:00	0	0	0	0	0	0	1	1	0	0	0	0	0	0	0	0	0	0	0	2	50	40 to 50	100.0	2	100.0
22/05/2021	04:00	0	0	0	1	2	0	0	0	0	0	0	0	0	0	0	0	0	0	0	3	35	25 to 35	100.0	2	66.7
22/05/2021	05:00	0	0	2	2	0	1	1	0	0	0	0	0	0	0	0	0	0	0	0	6	40	20 to 30	66.7	2	33.3
22/05/2021	06:00	0	0	2	7	4	5	1	0	0	0	0	0	0	0	0	0	0	0	0	19	38	30 to 40	84.2	10	52.6
22/05/2021	07:00	0	3	11	19	26	3	0	1	0	0	0	0	0	0	0	0	0	0	0	63	34	25 to 35	88.9	30	47.6
22/05/2021	08:00	0	3	21	47	27	8	2	0	0	0	0	0	0	0	0	0	0	0	0	108	33.9	25 to 35	88.0	37	34.3
22/05/2021	09:00	1	7	54	91	49	18	3	0	0	0	0	0	0	0	0	0	0	0	0	223	33.8	25 to 35	87.0	70	31.4
22/05/2021	10:00	0	6	54	131	65	13	0	0	0	0	0	0	0	0	0	0	0	0	0	269	32.9	25 to 35	92.9	78	29.0
22/05/2021	11:00	1	5	56	116	43	7	3	0	0	0	0	0	0	0	0	0	0	0	0	231	32.1	25 to 35	93.1	53	22.9
22/05/2021	12:00	1	4	50	105	54	13	1	0	0	0	0	0	0	0	0	0	0	0	0	228	33.1	25 to 35	91.7	68	29.8
22/05/2021	13:00	1	12	53	108	51	15	0	0	0	0	0	0	0	0	0	0	0	0	0	240	32.9	25 to 35	88.3	66	27.5
22/05/2021	14:00	2	6	45	119	46	7	1	0	0	0	0	0	0	0	0	0	0	0	0	226	32.2	25 to 35	92.9	54	23.9
22/05/2021	15:00	0	3	38	87	53	11	3	0	0	0	0	0	0	0	0	0	0	0	0	195	33.6	25 to 35	91.3	67	34.4
22/05/2021	16:00	0	2	30	77	51	11	1	2	0	0	0	0	0	0	0	0	0	0	0	174	33.8	25 to 35	90.8	65	37.4
22/05/2021	17:00	0	7	39	62	41	7	3	2	0	0	0	0	0	0	0	0	0	0	0	161	33.5	25 to 35	88.2	53	32.9
22/05/2021	18:00	0	2	28	48	30	14	3	0	0	0	0	0	0	0	0	0	0	0	0	125	34.7	25 to 35	84.8	47	37.6
22/05/2021	19:00	0	1	17	46	31	4	0	1	1	0	0	0	0	0	0	0	0	0	0	101	33.5	25 to 35	93.1	37	36.6
22/05/2021	20:00	0	0	8	26	20	5	0	1	0	1	0	0	0	0	0	0	0	0	0	61	34.5	25 to 35	88.5	27	44.3
22/05/2021	21:00	0	0	8	16	21	6	0	0	0	0	0	0	0	0	0	0	0	0	0	51	34.5	25 to 35	88.2	27	52.9
22/05/2021	22:00	0	1	3	8	8	2	0	2	1	0	0	0	0	0	0	0	0	0	0	25	37.5	25 to 35	76.0	13	52.0
22/05/2021	23:00	0	1	1	5	5	0	1	0	0	0	0	0	0	0	0	0	0	0	0	13	34	25 to 35	84.6	6	46.2
24 Hr Summary		6	63	520	1123	627	151	25	10	2	1	0	0	0	0	0	0	0	0	0	2528	33.5	25 to 35	89.8	816	32.3

Incoming Histogram
A170 inward
A170 Linkfoot Lane, Helmsley 30mph zone

from Thu-Apr-08-2021-11-00-AM to Wed-Jul-21-2021-06-59-PM

Date	Starting Hr:min	<15	15 to <20	20 to <25	25 to <30	30 to <35	35 to <40	40 to <45	45 to <50	50 to <55	55 to <60	60 to <65	65 to <70	70 to <75	75 to <80	80 to <85	85 to <90	90 to <95	95 to <100	100 to >105	Total Counts	85pct Speed	10MPH Pace	% in pace	# of Speeders	% Speeders
23/05/2021	00:00	0	0	0	1	0	1	1	0	1	0	0	0	0	0	0	0	0	0	0	4	45	30 to 40	50.0	3	75.0
23/05/2021	01:00	0	0	0	0	1	0	0	1	0	0	0	0	0	0	0	0	0	0	0	2	50	25 to 35	50.0	2	100.0
23/05/2021	02:00	0	0	0	0	0	2	0	0	0	0	0	0	0	0	0	0	0	0	0	2	40	30 to 40	100.0	2	100.0
23/05/2021	03:00	0	0	0	0	0	0	2	0	0	0	0	0	0	0	0	0	0	0	0	2	45	35 to 45	100.0	2	100.0
23/05/2021	04:00	0	0	0	0	0	1	0	0	0	0	0	0	0	0	0	0	0	0	0	1	40	30 to 40	100.0	1	100.0
23/05/2021	05:00	0	0	0	1	1	2	0	1	0	0	0	0	0	0	0	0	0	0	0	5	40	30 to 40	80.0	4	80.0
23/05/2021	06:00	0	1	1	5	8	3	2	1	0	0	0	0	0	0	0	0	0	0	0	21	40	30 to 40	76.2	14	66.7
23/05/2021	07:00	0	0	5	22	7	7	2	1	0	0	0	0	0	0	0	0	0	0	0	44	37.1	30 to 40	81.8	17	38.6
23/05/2021	08:00	1	0	9	49	23	7	2	2	0	0	0	0	0	0	0	0	0	0	0	93	34.3	25 to 35	87.1	34	36.6
23/05/2021	09:00	0	7	32	77	43	13	2	1	0	0	0	0	0	0	0	0	0	0	0	175	33.8	25 to 35	86.9	59	33.7
23/05/2021	10:00	0	11	70	140	72	15	2	0	0	0	0	0	0	0	0	0	0	0	0	310	33	25 to 35	91.0	89	28.7
23/05/2021	11:00	0	9	46	144	55	9	4	1	0	0	0	0	0	0	0	0	0	0	0	268	32.6	25 to 35	91.4	69	25.7
23/05/2021	12:00	0	8	46	115	47	12	5	0	0	0	0	0	0	0	0	0	0	0	0	233	33.1	25 to 35	89.3	64	27.5
23/05/2021	13:00	0	6	52	131	63	14	5	0	0	0	0	0	0	0	0	0	0	0	0	271	33.3	25 to 35	90.8	82	30.3
23/05/2021	14:00	0	2	57	126	55	12	2	0	0	0	0	0	0	0	0	0	0	0	0	254	32.8	25 to 35	93.7	69	27.2
23/05/2021	15:00	0	8	66	135	62	13	5	0	0	0	0	0	0	0	0	0	0	0	0	289	33	25 to 35	91.0	80	27.7
23/05/2021	16:00	0	11	49	127	67	22	4	1	0	0	0	0	0	0	0	0	0	0	0	281	33.9	25 to 35	86.5	94	33.5
23/05/2021	17:00	0	8	40	100	73	31	8	3	0	0	0	0	0	0	0	0	0	0	0	263	35.5	25 to 35	81.0	115	43.7
23/05/2021	18:00	0	3	15	69	44	17	8	1	0	0	0	0	0	0	0	0	0	0	0	157	35.6	30 to 40	82.8	70	44.6
23/05/2021	19:00	0	2	10	25	19	6	1	0	0	0	0	0	0	0	0	0	0	0	0	63	34.5	25 to 35	85.7	26	41.3
23/05/2021	20:00	0	0	3	14	4	4	1	0	0	0	0	0	0	0	0	0	0	0	0	26	36.2	30 to 40	84.6	9	34.6
23/05/2021	21:00	0	1	2	10	3	0	0	0	0	0	0	0	0	0	0	0	0	0	0	16	31.7	25 to 35	93.8	3	18.8
23/05/2021	22:00	0	0	0	0	0	0	0	0	0	0	0	0	0	0	0	0	0	0	0	0	0	*	*	*	*
23/05/2021	23:00	0	0	0	0	1	0	0	0	0	0	0	0	0	0	0	0	0	0	0	1	35	25 to 35	100.0	1	100.0
24 Hr Summary		1	77	503	1291	648	191	56	13	1	0	0	0	0	0	0	0	0	0	0	2781	33.8	25 to 35	87.8	909	32.7

Incoming Histogram
A170 inward
A170 Linkfoot Lane, Helmsley 30mph zone

from Thu-Apr-08-2021-11-00-AM to Wed-Jul-21-2021-06-59-PM

Date	Starting Hr:min	<15	15 to <20	20 to <25	25 to <30	30 to <35	35 to <40	40 to <45	45 to <50	50 to <55	55 to <60	60 to <65	65 to <70	70 to <75	75 to <80	80 to <85	85 to <90	90 to <95	95 to <100	100 to >105	Total Counts	85pct Speed	10MPH Pace	% in pace	# of Speeders	% Speeders
24/05/2021	00:00	0	0	0	0	2	0	1	0	0	0	0	0	0	0	0	0	0	0	0	3	45	35 to 45	100.0	3	100.0
24/05/2021	01:00	0	0	0	0	0	0	0	0	0	0	0	0	0	0	0	0	0	0	0	0	0	*	*	*	*
24/05/2021	02:00	0	0	0	1	0	2	0	1	1	0	0	0	0	0	0	0	0	0	0	5	50	30 to 40	60.0	4	80.0
24/05/2021	03:00	0	0	0	0	0	0	1	0	0	0	0	0	0	0	0	0	0	0	0	1	45	35 to 45	100.0	1	100.0
24/05/2021	04:00	0	0	0	2	3	0	0	1	0	0	0	0	0	0	0	0	0	0	0	6	35	25 to 35	83.3	4	66.7
24/05/2021	05:00	0	1	2	5	5	5	2	1	0	0	0	0	0	0	0	0	0	0	0	21	40	30 to 40	71.4	13	61.9
24/05/2021	06:00	0	0	4	24	17	5	2	7	0	0	0	0	0	0	0	0	0	0	0	59	40	30 to 40	78.0	31	52.5
24/05/2021	07:00	0	3	18	69	41	27	5	1	0	0	0	0	0	0	0	0	0	0	0	164	36.5	30 to 40	83.5	74	45.1
24/05/2021	08:00	0	8	61	118	39	10	1	1	0	0	0	0	0	0	0	0	0	0	0	238	31.9	25 to 35	91.6	51	21.4
24/05/2021	09:00	1	17	67	137	64	11	3	0	0	0	0	0	0	0	0	0	0	0	0	300	32.6	25 to 35	89.3	78	26.0
24/05/2021	10:00	0	9	54	137	56	16	2	0	0	1	0	0	0	0	0	0	0	0	0	275	33	25 to 35	89.8	75	27.3
24/05/2021	11:00	2	6	68	119	48	17	3	0	0	0	0	0	0	0	0	0	0	0	0	263	33	25 to 35	89.4	68	25.9
24/05/2021	12:00	1	4	59	115	59	12	2	1	0	0	0	0	0	0	0	0	0	0	0	253	33.1	25 to 35	92.1	74	29.2
24/05/2021	13:00	0	11	46	110	70	19	4	0	1	0	0	0	0	0	0	0	0	0	0	261	33.9	25 to 35	86.6	94	36.0
24/05/2021	14:00	0	11	50	127	47	11	3	0	1	0	0	0	0	0	0	0	0	0	0	250	32.6	25 to 35	89.6	62	24.8
24/05/2021	15:00	0	15	60	142	74	19	2	0	0	1	0	0	0	0	0	0	0	0	0	313	33.3	25 to 35	88.2	96	30.7
24/05/2021	16:00	1	8	62	141	67	16	5	0	0	0	0	0	0	0	0	0	0	0	0	300	33.2	25 to 35	90.0	88	29.3
24/05/2021	17:00	1	8	40	96	40	11	7	0	0	0	0	0	0	0	0	0	0	0	0	203	33.5	25 to 35	86.7	58	28.6
24/05/2021	18:00	0	2	15	63	22	8	2	2	2	0	0	0	0	0	0	0	0	0	0	116	34.3	25 to 35	86.2	36	31.0
24/05/2021	19:00	0	1	6	28	23	14	3	1	0	0	0	0	0	0	0	0	0	0	0	76	37.5	30 to 40	85.5	41	53.9
24/05/2021	20:00	0	1	12	16	11	6	0	3	0	0	0	0	0	0	0	0	0	0	0	49	36.7	25 to 35	79.6	20	40.8
24/05/2021	21:00	0	1	4	20	13	6	0	0	0	0	0	0	0	0	0	0	0	0	0	44	34.6	30 to 40	88.6	19	43.2
24/05/2021	22:00	0	1	3	16	6	3	1	0	0	0	0	0	0	0	0	0	0	0	0	30	35	25 to 35	83.3	10	33.3
24/05/2021	23:00	0	0	0	3	2	1	0	0	0	0	0	0	0	0	0	0	0	0	0	6	35	30 to 40	100.0	3	50.0
24 Hr Summary		6	107	631	1489	709	219	49	19	5	2	0	0	0	0	0	0	0	0	0	3236	33.7	25 to 35	87.4	1003	31.0

Incoming Histogram
A170 inward
A170 Linkfoot Lane, Helmsley 30mph zone

from Thu-Apr-08-2021-11-00-AM to Wed-Jul-21-2021-06-59-PM

Date	Starting Hr:min	<15	15 to <20	20 to <25	25 to <30	30 to <35	35 to <40	40 to <45	45 to <50	50 to <55	55 to <60	60 to <65	65 to <70	70 to <75	75 to <80	80 to <85	85 to <90	90 to <95	95 to <100	100 to >105	Total Counts	85pct Speed	10MPH Pace	% in pace	# of Speeders	% Speeders
25/05/2021	00:00	0	0	1	0	0	1	0	0	0	0	0	0	0	0	0	0	0	0	0	2	40	15 to 25	50.0	1	50.0
25/05/2021	01:00	0	0	0	2	0	4	2	0	1	0	0	0	0	0	0	0	0	0	0	9	45	30 to 40	66.7	7	77.8
25/05/2021	02:00	0	0	0	2	1	5	1	0	1	0	0	0	0	0	0	0	0	0	0	10	40	30 to 40	80.0	8	80.0
25/05/2021	03:00	0	0	0	0	1	0	1	0	0	0	0	0	0	0	0	0	0	0	0	2	45	35 to 45	100.0	2	100.0
25/05/2021	04:00	0	0	4	2	4	0	2	1	0	0	0	0	0	0	0	0	0	0	0	13	42.5	25 to 35	76.9	7	53.8
25/05/2021	05:00	0	0	2	2	3	3	4	1	0	0	0	0	0	0	0	0	0	0	0	15	43.8	35 to 45	66.7	11	73.3
25/05/2021	06:00	0	0	6	27	21	10	3	2	0	0	0	0	0	0	0	0	0	0	0	69	37.5	30 to 40	84.1	36	52.2
25/05/2021	07:00	1	6	34	86	40	18	4	1	0	0	0	0	0	0	0	0	0	0	0	190	34.4	25 to 35	84.2	63	33.2
25/05/2021	08:00	1	9	64	123	37	11	1	1	0	0	0	0	0	0	0	0	0	0	0	247	31.8	25 to 35	90.7	50	20.2
25/05/2021	09:00	0	10	63	101	56	10	2	0	0	0	0	0	0	0	0	0	0	0	0	242	32.9	25 to 35	90.9	68	28.1
25/05/2021	10:00	0	5	62	130	58	27	1	0	0	0	0	0	0	0	0	0	0	0	0	283	33.8	25 to 35	88.3	86	30.4
25/05/2021	11:00	0	5	50	70	43	12	1	0	0	0	0	0	0	0	0	0	0	0	0	181	33.4	25 to 35	90.1	56	30.9
25/05/2021	12:00	0	7	43	91	56	18	4	0	0	0	0	0	0	0	0	0	0	0	0	219	34	25 to 35	86.8	78	35.6
25/05/2021	13:00	0	6	23	82	53	12	2	0	0	0	0	0	0	0	0	0	0	0	0	178	33.8	25 to 35	88.8	67	37.6
25/05/2021	14:00	0	8	50	93	57	12	7	0	0	0	0	0	0	0	0	0	0	0	0	227	33.7	25 to 35	88.1	76	33.5
25/05/2021	15:00	0	10	49	124	55	15	3	1	0	1	0	0	0	0	0	0	0	0	0	258	33.3	25 to 35	88.4	75	29.1
25/05/2021	16:00	0	4	29	90	36	12	1	1	0	0	0	0	0	0	0	0	0	0	0	173	33.3	25 to 35	89.6	50	28.9
25/05/2021	17:00	0	8	24	51	27	4	2	0	0	0	0	0	0	0	0	0	0	0	0	116	33	25 to 35	87.9	33	28.4
25/05/2021	18:00	1	1	17	25	16	15	1	0	0	0	0	0	0	0	0	0	0	0	0	76	36.7	25 to 35	76.3	32	42.1
25/05/2021	19:00	0	5	12	34	19	5	3	0	0	0	0	0	0	0	0	0	0	0	0	78	33.9	25 to 35	83.3	27	34.6
25/05/2021	20:00	0	0	5	17	13	3	1	1	0	0	0	0	0	0	0	0	0	0	0	40	34.6	25 to 35	87.5	18	45.0
25/05/2021	21:00	0	2	3	8	8	4	1	1	0	0	0	0	0	0	0	0	0	0	0	27	37.5	30 to 40	74.1	14	51.9
25/05/2021	22:00	0	0	1	2	4	4	1	0	0	0	0	0	0	0	0	0	0	0	0	12	38.8	30 to 40	83.3	9	75.0
25/05/2021	23:00	0	0	2	0	3	1	0	0	0	0	0	0	0	0	0	0	0	0	0	6	35	25 to 35	83.3	4	66.7
24 Hr Summary		3	86	544	1162	611	206	48	10	2	1	0	0	0	0	0	0	0	0	0	2673	33.9	25 to 35	86.7	878	32.8

Incoming Histogram
A170 inward
A170 Linkfoot Lane, Helmsley 30mph zone

from Thu-Apr-08-2021-11-00-AM to Wed-Jul-21-2021-06-59-PM

Date	Starting Hr:min	<15	15 to <20	20 to <25	25 to <30	30 to <35	35 to <40	40 to <45	45 to <50	50 to <55	55 to <60	60 to <65	65 to <70	70 to <75	75 to <80	80 to <85	85 to <90	90 to <95	95 to <100	100 to >105	Total Counts	85pct Speed	10MPH Pace	% in pace	# of Speeders	% Speeders
26/05/2021	00:00	0	0	0	0	0	2	0	0	0	0	0	0	0	0	0	0	0	0	0	2	40	30 to 40	100.0	2	100.0
26/05/2021	01:00	0	0	0	0	1	1	0	0	1	0	0	0	0	0	0	0	0	0	0	3	55	30 to 40	66.7	3	100.0
26/05/2021	02:00	0	0	0	1	1	3	0	0	1	0	1	0	0	0	0	0	0	0	0	7	55	30 to 40	71.4	6	85.7
26/05/2021	03:00	0	0	0	0	0	2	0	0	0	0	0	0	0	0	0	0	0	0	0	2	40	30 to 40	100.0	2	100.0
26/05/2021	04:00	0	0	0	1	2	0	4	1	0	0	0	0	0	0	0	0	0	0	0	8	45	35 to 45	75.0	7	87.5
26/05/2021	05:00	0	0	2	6	5	3	3	0	0	0	0	0	0	0	0	0	0	0	0	19	40	30 to 40	73.7	11	57.9
26/05/2021	06:00	0	1	6	17	14	7	3	0	0	0	0	0	0	0	0	0	0	0	0	48	37.1	30 to 40	79.2	24	50.0
26/05/2021	07:00	0	2	30	64	32	10	5	0	0	0	0	0	0	0	0	0	0	0	0	143	34.1	25 to 35	88.1	47	32.9
26/05/2021	08:00	2	8	54	94	31	18	2	1	0	0	0	0	0	0	0	0	0	0	0	210	33.2	25 to 35	85.2	52	24.8
26/05/2021	09:00	1	21	84	86	12	3	0	0	0	0	0	0	0	0	0	0	0	0	0	207	29.1	20 to 30	92.3	15	7.2
26/05/2021	10:00	1	2	41	77	32	7	1	0	0	0	0	0	0	0	0	0	0	0	0	161	32.5	25 to 35	93.2	40	24.8
26/05/2021	11:00	1	8	48	112	45	14	1	0	0	0	0	0	0	0	0	0	0	0	0	229	32.9	25 to 35	89.5	60	26.2
26/05/2021	12:00	1	7	41	103	62	12	1	0	0	0	0	0	0	0	0	0	0	0	0	227	33.3	25 to 35	90.7	75	33.0
26/05/2021	13:00	0	8	47	124	45	17	1	0	0	0	0	0	0	0	0	0	0	0	0	242	33	25 to 35	89.3	63	26.0
26/05/2021	14:00	0	3	60	104	53	9	2	0	0	0	0	0	0	0	0	0	0	0	0	231	32.7	25 to 35	93.9	64	27.7
26/05/2021	15:00	1	2	62	117	66	16	7	1	0	0	0	0	0	0	0	0	0	0	0	272	33.7	25 to 35	90.1	90	33.1
26/05/2021	16:00	0	6	69	127	62	19	5	1	0	0	0	0	0	0	0	0	0	0	0	289	33.5	25 to 35	89.3	87	30.1
26/05/2021	17:00	1	4	42	87	56	17	3	0	0	0	0	0	0	0	0	0	0	0	0	210	33.9	25 to 35	88.1	76	36.2
26/05/2021	18:00	0	3	15	46	31	12	6	0	0	0	0	0	0	0	0	0	0	0	0	113	35.4	25 to 35	81.4	49	43.4
26/05/2021	19:00	0	1	7	33	29	10	2	0	0	0	0	0	0	0	0	0	0	0	0	82	35	30 to 40	87.8	41	50.0
26/05/2021	20:00	1	2	5	20	6	3	2	1	2	1	0	0	0	0	0	0	0	0	0	43	40	25 to 35	72.1	15	34.9
26/05/2021	21:00	0	1	7	15	6	3	1	0	0	1	0	0	0	0	0	0	0	0	0	34	35	25 to 35	82.4	11	32.4
26/05/2021	22:00	0	0	2	6	3	6	0	0	0	0	0	0	0	0	0	0	0	0	0	17	37.5	30 to 40	88.2	9	52.9
26/05/2021	23:00	0	0	1	5	1	0	0	0	0	0	0	0	0	0	0	0	0	0	0	7	30	25 to 35	100.0	1	14.3
24 Hr Summary		9	79	623	1245	595	194	49	5	4	2	1	0	0	0	0	0	0	0	0	2806	33.6	25 to 35	87.8	850	30.3

Incoming Histogram
A170 inward
A170 Linkfoot Lane, Helmsley 30mph zone
from Thu-Apr-08-2021-11-00-AM to Wed-Jul-21-2021-06-59-PM

Date	Starting Hr:min	<15	15 to <20	20 to <25	25 to <30	30 to <35	35 to <40	40 to <45	45 to <50	50 to <55	55 to <60	60 to <65	65 to <70	70 to <75	75 to <80	80 to <85	85 to <90	90 to <95	95 to <100	100 to >105	Total Counts	85pct Speed	10MPH Pace	% in pace	# of Speeders	% Speeders
27/05/2021	00:00	0	0	0	1	0	0	0	0	0	0	0	0	0	0	0	0	0	0	0	1	30	20 to 30	100.0	*	*
27/05/2021	01:00	0	0	0	0	1	0	1	0	1	0	0	0	0	0	0	0	0	0	0	3	55	35 to 45	66.7	3	100.0
27/05/2021	02:00	0	0	0	1	1	2	1	0	0	0	0	0	0	0	0	0	0	0	0	5	40	30 to 40	80.0	4	80.0
27/05/2021	03:00	0	0	0	0	0	1	0	0	0	0	0	0	0	0	0	0	0	0	0	1	40	30 to 40	100.0	1	100.0
27/05/2021	04:00	0	0	0	2	2	2	1	0	0	0	0	0	0	0	0	0	0	0	0	7	40	30 to 40	85.7	5	71.4
27/05/2021	05:00	0	1	1	5	3	4	6	1	0	0	0	0	0	0	0	0	0	0	0	21	43.3	35 to 45	61.9	14	66.7
27/05/2021	06:00	0	1	1	28	24	11	1	0	1	0	0	0	0	0	0	0	0	0	0	67	36.4	30 to 40	94.0	37	55.2
27/05/2021	07:00	2	5	45	88	34	17	2	2	0	0	0	0	0	0	0	0	0	0	0	195	33.8	25 to 35	85.6	55	28.2
27/05/2021	08:00	0	10	68	114	47	8	2	0	0	0	0	0	0	0	0	0	0	0	0	249	32.1	25 to 35	92.0	57	22.9
27/05/2021	09:00	1	6	62	111	53	10	2	1	0	0	0	0	0	0	0	0	0	0	0	246	32.7	25 to 35	91.9	66	26.8
27/05/2021	10:00	1	17	81	110	50	16	1	1	0	0	0	0	0	0	0	0	0	0	0	277	32.6	25 to 35	87.0	68	24.5
27/05/2021	11:00	5	13	56	120	56	12	2	0	0	0	0	0	0	0	0	0	0	0	0	264	32.7	25 to 35	87.9	70	26.5
27/05/2021	12:00	1	10	54	123	68	13	2	0	0	0	0	0	0	0	0	0	0	0	0	271	33.1	25 to 35	90.4	83	30.6
27/05/2021	13:00	2	11	45	110	61	12	3	0	0	0	0	0	0	0	0	0	0	0	0	244	33.2	25 to 35	88.5	76	31.1
27/05/2021	14:00	0	10	54	134	53	14	5	0	0	0	0	0	0	0	0	0	0	0	0	270	33	25 to 35	89.3	72	26.7
27/05/2021	15:00	1	9	50	126	70	29	4	0	0	0	0	0	0	0	0	0	0	0	0	289	34.3	25 to 35	85.1	103	35.6
27/05/2021	16:00	0	7	78	143	75	14	6	1	0	0	0	0	0	0	0	0	0	0	0	324	33.1	25 to 35	91.4	96	29.6
27/05/2021	17:00	0	6	46	114	56	29	4	0	0	0	0	0	0	0	0	0	0	0	0	255	34.6	25 to 35	84.7	89	34.9
27/05/2021	18:00	1	8	22	68	35	15	2	0	0	0	0	0	0	0	0	0	0	0	0	151	34.1	25 to 35	82.8	52	34.4
27/05/2021	19:00	0	0	14	32	26	8	1	0	0	0	0	0	0	0	0	0	0	0	0	81	34.4	25 to 35	88.9	35	43.2
27/05/2021	20:00	0	1	6	28	15	11	2	2	0	0	0	0	0	0	0	0	0	0	0	65	37.3	30 to 40	83.1	30	46.2
27/05/2021	21:00	0	2	8	22	11	8	3	0	0	0	0	0	0	0	0	0	0	0	0	54	36.9	25 to 35	75.9	22	40.7
27/05/2021	22:00	0	0	0	8	6	4	0	2	1	0	0	0	0	0	0	0	0	0	0	21	40	30 to 40	85.7	13	61.9
27/05/2021	23:00	0	0	3	4	2	2	1	0	0	0	0	0	0	0	0	0	0	0	0	12	37.5	25 to 35	75.0	5	41.7
24 Hr Summary		14	117	694	1492	749	242	52	10	3	0	0	0	0	0	0	0	0	0	0	3373	33.7	25 to 35	87.0	1056	31.3

Incoming Histogram
A170 inward
A170 Linkfoot Lane, Helmsley 30mph zone

from Thu-Apr-08-2021-11-00-AM to Wed-Jul-21-2021-06-59-PM

Date	Starting Hr:min	<15	15 to <20	20 to <25	25 to <30	30 to <35	35 to <40	40 to <45	45 to <50	50 to <55	55 to <60	60 to <65	65 to <70	70 to <75	75 to <80	80 to <85	85 to <90	90 to <95	95 to <100	100 to >105	Total Counts	85pct Speed	10MPH Pace	% in pace	# of Speeders	% Speeders
28/05/2021	00:00	0	0	1	2	0	1	0	1	0	0	0	0	0	0	0	0	0	0	0	5	40	20 to 30	60.0	2	40.0
28/05/2021	01:00	0	0	0	0	0	1	0	0	1	0	0	0	0	0	0	0	0	0	0	2	55	30 to 40	50.0	2	100.0
28/05/2021	02:00	0	0	0	0	3	1	0	2	0	0	0	0	0	0	0	0	0	0	0	6	47.5	30 to 40	66.7	6	100.0
28/05/2021	03:00	0	0	0	1	0	3	0	0	0	0	0	0	0	0	0	0	0	0	0	4	38.3	30 to 40	100.0	3	75.0
28/05/2021	04:00	0	0	2	3	2	3	2	2	0	0	0	0	0	0	0	0	0	0	0	14	45	30 to 40	57.1	9	64.3
28/05/2021	05:00	0	0	2	7	11	2	5	3	2	0	0	0	0	0	0	0	0	0	0	32	45	25 to 35	62.5	23	71.9
28/05/2021	06:00	0	3	15	31	17	5	4	2	1	0	0	0	0	0	0	0	0	0	0	78	35	25 to 35	80.8	29	37.2
28/05/2021	07:00	2	5	30	96	39	19	2	0	0	0	0	0	0	0	0	0	0	0	0	193	34	25 to 35	85.5	60	31.1
28/05/2021	08:00	0	16	84	131	43	21	1	0	0	0	0	0	0	0	0	0	0	0	0	296	32.4	25 to 35	87.2	65	22.0
28/05/2021	09:00	3	11	87	147	68	13	1	1	0	0	0	0	0	0	0	0	0	0	0	331	32.4	25 to 35	91.2	83	25.1
28/05/2021	10:00	0	15	85	176	50	17	1	0	0	0	0	0	0	0	0	0	0	0	0	344	31.6	25 to 35	90.4	68	19.8
28/05/2021	11:00	0	7	48	134	58	15	0	0	0	0	0	0	0	0	0	0	0	0	0	262	32.9	25 to 35	91.6	73	27.9
28/05/2021	12:00	2	7	69	133	73	21	7	0	0	0	0	0	0	0	0	0	0	0	0	312	33.7	25 to 35	88.1	101	32.4
28/05/2021	13:00	0	10	49	137	52	21	1	0	1	0	0	0	0	0	0	0	0	0	0	271	33.3	25 to 35	87.8	75	27.7
28/05/2021	14:00	0	5	47	121	59	17	5	0	0	0	0	0	0	0	0	0	0	0	0	254	33.6	25 to 35	89.4	81	31.9
28/05/2021	15:00	0	14	85	156	53	15	3	0	0	0	0	0	0	0	0	0	0	0	0	326	32.1	25 to 35	90.2	71	21.8
28/05/2021	16:00	0	12	70	138	72	19	4	0	0	0	0	0	0	0	0	0	0	0	0	315	33.3	25 to 35	88.9	95	30.2
28/05/2021	17:00	1	7	40	98	56	14	6	0	0	0	0	0	0	0	0	0	0	0	0	222	33.8	25 to 35	87.4	76	34.2
28/05/2021	18:00	0	4	22	66	41	15	5	1	0	0	0	0	0	0	0	0	0	0	0	154	34.8	25 to 35	83.8	62	40.3
28/05/2021	19:00	0	0	15	30	26	14	5	1	0	0	0	0	0	0	0	0	0	0	0	91	37.1	25 to 35	78.0	46	50.5
28/05/2021	20:00	1	2	10	24	10	6	4	1	0	0	0	0	0	0	0	0	0	0	0	58	36.7	25 to 35	75.9	21	36.2
28/05/2021	21:00	0	0	6	27	16	2	1	0	1	0	0	0	0	0	0	0	0	0	0	53	33.8	25 to 35	92.5	20	37.7
28/05/2021	22:00	0	1	2	9	10	6	0	0	0	0	0	0	0	0	0	0	0	0	0	28	36.7	30 to 40	89.3	16	57.1
28/05/2021	23:00	0	0	0	2	5	3	1	0	0	0	0	0	0	0	0	0	0	0	0	11	38.3	30 to 40	90.9	9	81.8
24 Hr Summary		9	119	769	1669	764	254	58	14	6	0	0	0	0	0	0	0	0	0	0	3662	33.6	25 to 35	87.4	1096	29.9

Incoming Histogram
A170 inward
A170 Linkfoot Lane, Helmsley 30mph zone
from Thu-Apr-08-2021-11-00-AM to Wed-Jul-21-2021-06-59-PM

Date	Starting Hr:min	<15	15 to <20	20 to <25	25 to <30	30 to <35	35 to <40	40 to <45	45 to <50	50 to <55	55 to <60	60 to <65	65 to <70	70 to <75	75 to <80	80 to <85	85 to <90	90 to <95	95 to <100	100 to >105	Total Counts	85pct Speed	10MPH Pace	% in pace	# of Speeders	% Speeders
29/05/2021	00:00	0	0	0	1	3	0	0	0	0	0	0	0	0	0	0	0	0	0	0	4	33.3	25 to 35	100.0	3	75.0
29/05/2021	01:00	0	0	1	2	3	0	0	1	0	0	0	0	0	0	0	0	0	0	0	7	35	25 to 35	85.7	4	57.1
29/05/2021	02:00	0	0	1	0	0	2	1	0	0	1	0	0	0	0	0	0	0	0	0	5	45	35 to 45	60.0	4	80.0
29/05/2021	03:00	0	0	0	2	0	1	0	0	0	0	0	0	0	0	0	0	0	0	0	3	40	30 to 40	100.0	1	33.3
29/05/2021	04:00	0	1	0	1	5	2	1	0	0	0	1	0	0	0	0	0	0	0	0	11	40	30 to 40	72.7	9	81.8
29/05/2021	05:00	0	0	0	1	3	3	2	0	0	0	0	0	0	0	0	0	0	0	0	9	42.5	35 to 45	88.9	8	88.9
29/05/2021	06:00	0	1	2	13	14	9	1	2	0	0	0	0	0	0	0	0	0	0	0	42	38.3	30 to 40	85.7	26	61.9
29/05/2021	07:00	0	1	15	31	26	9	3	0	0	0	0	0	0	0	0	0	0	0	0	85	34.8	25 to 35	84.7	38	44.7
29/05/2021	08:00	1	0	14	55	42	22	5	1	0	0	0	0	0	0	0	0	0	0	0	140	36.6	30 to 40	85.0	70	50.0
29/05/2021	09:00	3	6	39	116	50	19	0	0	0	0	0	0	0	0	0	0	0	0	0	233	33.4	25 to 35	88.0	69	29.6
29/05/2021	10:00	4	24	65	128	52	13	2	0	0	0	0	0	0	0	0	0	0	0	0	288	32.3	25 to 35	85.1	67	23.3
29/05/2021	11:00	0	13	43	155	49	16	0	0	0	0	0	0	0	0	0	0	0	0	0	276	32.4	25 to 35	89.5	65	23.6
29/05/2021	12:00	2	12	66	125	38	8	2	0	0	0	0	0	0	0	0	0	0	0	0	253	31.3	25 to 35	90.5	48	19.0
29/05/2021	13:00	3	12	33	103	58	15	3	0	0	0	0	0	0	0	0	0	0	0	0	227	33.6	25 to 35	85.5	76	33.5
29/05/2021	14:00	3	5	51	110	43	11	5	0	0	0	0	0	0	0	0	0	0	0	0	228	32.9	25 to 35	89.5	59	25.9
29/05/2021	15:00	2	6	52	113	57	19	4	1	0	0	0	0	0	0	0	0	0	0	0	254	33.8	25 to 35	87.4	81	31.9
29/05/2021	16:00	4	7	46	109	69	21	3	0	0	0	0	0	0	0	0	0	0	0	0	259	33.9	25 to 35	86.5	93	35.9
29/05/2021	17:00	1	6	52	91	65	24	4	0	0	0	0	0	0	0	0	0	0	0	0	243	34.4	25 to 35	85.6	93	38.3
29/05/2021	18:00	1	5	33	84	62	29	2	0	1	0	0	0	0	0	0	0	0	0	0	217	34.9	25 to 35	82.5	94	43.3
29/05/2021	19:00	0	0	18	60	39	23	7	1	0	0	0	0	0	0	0	0	0	0	0	148	37	30 to 40	82.4	70	47.3
29/05/2021	20:00	0	4	14	32	19	8	7	1	0	0	0	0	0	0	0	0	0	0	0	85	36.9	25 to 35	76.5	35	41.2
29/05/2021	21:00	0	2	8	23	16	4	0	2	0	0	0	0	0	0	0	0	0	0	0	55	34.4	25 to 35	85.5	22	40.0
29/05/2021	22:00	0	0	2	16	12	5	3	0	0	0	0	0	0	0	0	0	0	0	0	38	37	30 to 40	86.8	20	52.6
29/05/2021	23:00	0	0	2	9	5	3	0	1	1	0	0	0	0	0	0	0	0	0	0	21	38.3	30 to 40	81.0	10	47.6
24 Hr Summary		24	105	557	1380	730	266	55	10	2	1	1	0	0	0	0	0	0	0	0	3131	34.1	25 to 35	85.2	1065	34.0

Incoming Histogram
A170 inward
A170 Linkfoot Lane, Helmsley 30mph zone

from Thu-Apr-08-2021-11-00-AM to Wed-Jul-21-2021-06-59-PM

Date	Starting Hr:min	<15	15 to <20	20 to <25	25 to <30	30 to <35	35 to <40	40 to <45	45 to <50	50 to <55	55 to <60	60 to <65	65 to <70	70 to <75	75 to <80	80 to <85	85 to <90	90 to <95	95 to <100	100 to >105	Total Counts	85pct Speed	10MPH Pace	% in pace	# of Speeders	% Speeders
30/05/2021	00:00	0	0	2	3	7	0	0	0	1	0	0	0	0	0	0	0	0	0	0	13	34.3	25 to 35	92.3	8	61.5
30/05/2021	01:00	0	0	0	5	0	0	1	1	0	0	0	0	0	0	0	0	0	0	0	7	45	20 to 30	71.4	2	28.6
30/05/2021	02:00	0	0	0	0	0	0	1	0	0	0	0	0	0	0	0	0	0	0	0	1	45	35 to 45	100.0	1	100.0
30/05/2021	03:00	0	0	0	1	0	1	1	1	0	0	0	0	0	0	0	0	0	0	0	4	45	40 to 50	75.0	3	75.0
30/05/2021	04:00	0	0	0	0	0	0	0	1	0	0	0	0	0	0	0	0	0	0	0	1	50	40 to 50	100.0	1	100.0
30/05/2021	05:00	0	1	0	2	4	1	1	1	0	0	0	0	0	0	0	0	0	0	0	10	40	30 to 40	70.0	7	70.0
30/05/2021	06:00	0	0	0	7	8	3	3	0	1	0	0	0	0	0	0	0	0	0	0	22	41.7	30 to 40	81.8	15	68.2
30/05/2021	07:00	0	0	10	26	12	7	2	0	0	0	0	0	0	0	0	0	0	0	0	57	35	25 to 35	84.2	21	36.8
30/05/2021	08:00	0	2	23	50	16	11	0	1	0	0	0	0	0	0	0	0	0	0	0	103	34.1	25 to 35	86.4	28	27.2
30/05/2021	09:00	1	7	44	82	48	9	2	0	0	0	0	0	0	0	0	0	0	0	0	193	33.1	25 to 35	90.2	59	30.6
30/05/2021	10:00	3	6	73	140	46	8	0	0	0	0	0	0	0	0	0	0	0	0	0	276	31.4	25 to 35	93.8	54	19.6
30/05/2021	11:00	1	6	54	126	71	12	0	0	0	0	0	0	0	0	0	0	0	0	0	270	33	25 to 35	93.0	83	30.7
30/05/2021	12:00	1	14	63	111	53	18	3	1	0	0	0	0	0	0	0	0	0	0	0	264	33.3	25 to 35	86.0	75	28.4
30/05/2021	13:00	1	6	51	113	46	6	2	0	0	0	0	0	0	0	0	0	0	0	0	225	32.2	25 to 35	93.3	54	24.0
30/05/2021	14:00	1	9	54	110	47	9	2	1	0	0	0	0	0	0	0	0	0	0	0	233	32.6	25 to 35	90.6	59	25.3
30/05/2021	15:00	3	11	65	100	58	13	1	0	0	0	0	0	0	0	0	0	0	0	0	251	32.9	25 to 35	88.8	72	28.7
30/05/2021	16:00	0	5	70	154	81	12	0	1	0	0	0	0	0	0	0	0	0	0	0	323	32.8	25 to 35	94.4	94	29.1
30/05/2021	17:00	4	17	72	141	89	28	7	1	0	0	0	0	0	0	0	0	0	0	0	359	34	25 to 35	84.1	125	34.8
30/05/2021	18:00	1	3	44	125	72	41	5	0	0	0	0	0	0	0	0	0	0	0	0	291	35.2	25 to 35	82.8	118	40.5
30/05/2021	19:00	1	4	21	70	46	29	9	3	0	0	0	0	0	0	0	0	0	0	0	183	37.4	30 to 40	79.2	87	47.5
30/05/2021	20:00	0	2	5	36	29	20	11	1	0	0	0	0	0	0	0	0	0	0	0	104	39	30 to 40	81.7	61	58.7
30/05/2021	21:00	0	3	5	23	14	6	2	1	0	0	0	0	0	0	0	0	0	0	0	54	35.8	30 to 40	79.6	23	42.6
30/05/2021	22:00	0	0	3	18	5	5	1	1	0	0	0	0	0	0	0	0	0	0	0	33	37	30 to 40	84.8	12	36.4
30/05/2021	23:00	0	0	1	2	1	1	0	2	0	0	0	0	0	0	0	0	0	0	0	7	47.5	25 to 35	57.1	4	57.1
24 Hr Summary		17	96	660	1445	753	240	54	17	2	0	0	0	0	0	0	0	0	0	0	3284	33.8	25 to 35	87.0	1066	32.5

Incoming Histogram
A170 inward
A170 Linkfoot Lane, Helmsley 30mph zone
from Thu-Apr-08-2021-11-00-AM to Wed-Jul-21-2021-06-59-PM

Date	Starting Hr:min	<15	15 to <20	20 to <25	25 to <30	30 to <35	35 to <40	40 to <45	45 to <50	50 to <55	55 to <60	60 to <65	65 to <70	70 to <75	75 to <80	80 to <85	85 to <90	90 to <95	95 to <100	100 to >105	Total Counts	85pct Speed	10MPH Pace	% in pace	# of Speeders	% Speeders
31/05/2021	00:00	0	0	0	1	1	2	0	0	0	0	0	0	0	0	0	0	0	0	0	4	37.5	30 to 40	100.0	3	75.0
31/05/2021	01:00	0	0	1	3	0	1	0	0	0	1	0	0	0	0	0	0	0	0	0	6	40	20 to 30	66.7	2	33.3
31/05/2021	02:00	0	0	0	0	1	2	0	0	1	0	0	0	0	0	0	0	0	0	0	4	40	30 to 40	75.0	4	100.0
31/05/2021	03:00	0	0	0	0	0	1	0	0	0	0	0	0	0	0	0	0	0	0	0	1	40	30 to 40	100.0	1	100.0
31/05/2021	04:00	0	0	2	6	1	2	1	0	0	0	0	0	0	0	0	0	0	0	0	12	37.5	25 to 35	75.0	4	33.3
31/05/2021	05:00	0	0	0	3	1	7	1	1	0	0	0	0	0	0	0	0	0	0	0	13	40	30 to 40	84.6	10	76.9
31/05/2021	06:00	0	1	6	18	9	2	1	2	0	0	0	0	0	0	0	0	0	0	0	39	34.4	25 to 35	84.6	14	35.9
31/05/2021	07:00	0	1	14	38	20	7	2	0	0	0	0	0	0	0	0	0	0	0	0	82	34.2	25 to 35	87.8	29	35.4
31/05/2021	08:00	0	6	28	62	22	11	3	1	0	0	0	0	0	0	0	0	0	0	0	133	33.9	25 to 35	84.2	37	27.8
31/05/2021	09:00	1	4	53	113	60	15	0	0	0	0	0	0	0	0	0	0	0	0	0	246	33.2	25 to 35	91.9	75	30.5
31/05/2021	10:00	0	10	76	179	80	13	0	1	0	0	0	0	0	0	0	0	0	0	0	359	32.5	25 to 35	93.3	94	26.2
31/05/2021	11:00	2	14	84	193	69	10	1	0	0	0	0	0	0	0	0	0	0	0	0	373	31.7	25 to 35	92.8	80	21.4
31/05/2021	12:00	1	13	70	156	58	15	3	0	0	0	0	0	0	0	0	0	0	0	0	316	32.5	25 to 35	89.9	76	24.1
31/05/2021	13:00	2	8	58	124	62	15	3	1	0	0	0	0	0	0	0	0	0	0	0	273	33.2	25 to 35	89.4	81	29.7
31/05/2021	14:00	0	7	56	160	88	18	1	0	0	0	0	0	0	0	0	0	0	0	0	330	33.2	25 to 35	92.1	107	32.4
31/05/2021	15:00	1	15	69	139	63	15	1	0	0	0	0	0	0	0	0	0	0	0	0	303	32.7	25 to 35	89.4	79	26.1
31/05/2021	16:00	0	9	64	162	71	14	3	1	1	0	0	0	0	0	0	0	0	0	0	325	32.9	25 to 35	91.4	90	27.7
31/05/2021	17:00	0	2	41	151	108	31	6	4	0	0	0	0	0	0	0	0	0	0	0	343	34.5	25 to 35	87.5	149	43.4
31/05/2021	18:00	2	5	35	108	89	33	13	2	0	0	0	0	0	0	0	0	0	0	0	287	35.8	25 to 35	80.8	137	47.7
31/05/2021	19:00	1	3	34	99	65	21	6	2	0	0	0	0	0	0	0	0	0	0	0	231	34.5	25 to 35	85.7	94	40.7
31/05/2021	20:00	0	2	6	42	26	15	4	1	0	0	0	0	0	0	0	0	0	0	0	96	37	30 to 40	86.5	46	47.9
31/05/2021	21:00	0	0	8	27	27	11	2	0	1	0	0	0	0	0	0	0	0	0	0	76	36.4	30 to 40	85.5	41	53.9
31/05/2021	22:00	0	2	0	4	6	1	1	3	1	0	0	0	0	0	0	0	0	0	0	18	46.7	30 to 40	61.1	12	66.7
31/05/2021	23:00	0	0	0	1	9	1	0	0	0	0	0	0	0	0	0	0	0	0	0	11	34.4	30 to 40	100.0	10	90.9
24 Hr Summary		10	102	705	1789	936	263	52	19	4	1	0	0	0	0	0	0	0	0	0	3881	33.7	25 to 35	88.4	1275	32.9

Incoming Histogram
A170 inward
A170 Linkfoot Lane, Helmsley 30mph zone

from Thu-Apr-08-2021-11-00-AM to Wed-Jul-21-2021-06-59-PM

Date	Starting Hr:min	<15	15 to <20	20 to <25	25 to <30	30 to <35	35 to <40	40 to <45	45 to <50	50 to <55	55 to <60	60 to <65	65 to <70	70 to <75	75 to <80	80 to <85	85 to <90	90 to <95	95 to <100	100 to >105	Total Counts	85pct Speed	10MPH Pace	% in pace	# of Speeders	% Speeders
01/06/2021	00:00	0	0	0	1	2	0	0	0	1	0	0	0	0	0	0	0	0	0	0	4	35	25 to 35	75.0	3	75.0
01/06/2021	01:00	0	0	0	0	0	0	0	0	1	0	0	0	0	0	0	0	0	0	0	1	55	45 to 55	100.0	1	100.0
01/06/2021	02:00	0	0	0	1	2	0	2	1	0	1	0	0	0	0	0	0	0	0	0	7	50	35 to 45	57.1	6	85.7
01/06/2021	03:00	0	0	0	0	0	0	1	0	0	0	0	0	0	0	0	0	0	0	0	1	45	35 to 45	100.0	1	100.0
01/06/2021	04:00	0	0	0	5	2	1	5	0	0	0	0	0	0	0	0	0	0	0	0	13	43	30 to 40	61.5	8	61.5
01/06/2021	05:00	0	0	3	8	4	6	5	4	0	0	1	0	0	0	0	0	0	0	0	31	45	30 to 40	58.1	20	64.5
01/06/2021	06:00	0	2	10	32	18	5	5	2	0	0	0	0	0	0	0	0	0	0	0	74	36	25 to 35	81.1	30	40.5
01/06/2021	07:00	0	2	23	74	28	18	7	3	0	0	0	0	0	0	0	0	0	0	0	155	36.4	25 to 35	80.6	56	36.1
01/06/2021	08:00	0	6	50	85	60	18	5	0	0	0	0	0	0	0	0	0	0	0	0	224	34.1	25 to 35	87.1	83	37.1
01/06/2021	09:00	0	8	58	113	45	17	3	0	0	0	0	0	0	0	0	0	0	0	0	244	33.1	25 to 35	88.5	65	26.6
01/06/2021	10:00	0	8	63	142	63	15	3	0	0	0	0	0	0	0	0	0	0	0	0	294	32.9	25 to 35	91.2	81	27.6
01/06/2021	11:00	0	10	63	122	58	18	6	2	0	0	0	0	0	0	0	0	0	0	0	279	33.6	25 to 35	87.1	84	30.1
01/06/2021	12:00	0	12	52	119	62	19	0	0	0	0	0	0	0	0	0	0	0	0	0	264	33.3	25 to 35	88.3	81	30.7
01/06/2021	13:00	3	6	65	111	54	24	1	0	0	0	0	0	0	0	0	0	0	0	0	264	33.6	25 to 35	87.1	79	29.9
01/06/2021	14:00	0	5	66	146	65	12	3	0	0	0	0	0	0	0	0	0	0	0	0	297	32.7	25 to 35	93.3	80	26.9
01/06/2021	15:00	0	8	63	148	77	30	5	0	0	0	0	0	0	0	0	0	0	0	0	331	34	25 to 35	87.0	112	33.8
01/06/2021	16:00	0	6	68	137	86	33	5	0	0	0	0	0	0	0	0	0	0	0	0	335	34.3	25 to 35	86.9	124	37.0
01/06/2021	17:00	2	13	55	116	73	24	7	2	0	0	0	0	0	0	0	0	0	0	0	292	34.2	25 to 35	83.6	106	36.3
01/06/2021	18:00	1	9	54	128	80	34	7	2	0	0	0	0	0	0	0	0	0	0	0	315	34.8	25 to 35	83.2	123	39.0
01/06/2021	19:00	0	5	28	95	58	22	4	1	0	0	0	0	0	0	0	0	0	0	0	213	34.6	25 to 35	85.0	85	39.9
01/06/2021	20:00	1	2	16	46	37	6	1	0	0	0	0	0	0	0	0	0	0	0	0	109	33.8	25 to 35	90.8	44	40.4
01/06/2021	21:00	0	2	12	24	14	5	2	0	0	0	0	0	0	0	0	0	0	0	0	59	34.3	25 to 35	84.7	21	35.6
01/06/2021	22:00	0	0	2	8	6	5	1	0	0	0	0	0	0	0	0	0	0	0	0	22	38	30 to 40	86.4	12	54.5
01/06/2021	23:00	0	0	0	1	1	1	2	1	0	0	0	0	0	0	0	0	0	0	0	6	45	35 to 45	66.7	5	83.3
24 Hr Summary		7	104	751	1662	895	313	80	18	2	1	1	0	0	0	0	0	0	0	0	3834	34.1	25 to 35	86.3	1310	34.2

Incoming Histogram
A170 inward
A170 Linkfoot Lane, Helmsley 30mph zone

from Thu-Apr-08-2021-11-00-AM to Wed-Jul-21-2021-06-59-PM

Date	Starting Hr:min	<15	15 to <20	20 to <25	25 to <30	30 to <35	35 to <40	40 to <45	45 to <50	50 to <55	55 to <60	60 to <65	65 to <70	70 to <75	75 to <80	80 to <85	85 to <90	90 to <95	95 to <100	100 to >105	Total Counts	85pct Speed	10MPH Pace	% in pace	# of Speeders	% Speeders
02/06/2021	00:00	0	0	0	0	1	0	1	2	0	0	0	0	0	0	0	0	0	0	0	4	47.5	40 to 50	75.0	4	100.0
02/06/2021	01:00	0	0	0	0	1	1	0	1	1	0	0	0	0	0	0	0	0	0	0	4	50	30 to 40	50.0	4	100.0
02/06/2021	02:00	0	0	1	0	0	2	0	1	0	0	0	0	0	0	0	0	0	0	0	4	40	40 to 50	75.0	3	75.0
02/06/2021	03:00	0	0	0	0	0	0	2	0	0	0	0	0	0	0	0	0	0	0	0	2	45	35 to 45	100.0	2	100.0
02/06/2021	04:00	0	0	1	4	3	3	1	0	0	0	0	0	0	0	0	0	0	0	0	12	38.3	30 to 40	83.3	7	58.3
02/06/2021	05:00	0	2	2	6	7	8	4	2	0	0	0	0	0	0	0	0	0	0	0	31	41.2	30 to 40	67.7	21	67.7
02/06/2021	06:00	0	1	4	28	28	14	2	1	0	0	0	0	0	0	0	0	0	0	0	78	36.8	30 to 40	89.7	45	57.7
02/06/2021	07:00	1	6	27	78	41	18	9	0	0	0	0	0	0	0	0	0	0	0	0	180	35	25 to 35	81.1	68	37.8
02/06/2021	08:00	2	13	46	98	52	17	2	0	0	0	0	0	0	0	0	0	0	0	0	230	33.6	25 to 35	85.2	71	30.9
02/06/2021	09:00	3	16	63	136	43	9	0	0	0	0	0	0	0	0	0	0	0	0	0	270	31.4	25 to 35	89.6	52	19.3
02/06/2021	10:00	6	10	62	150	65	9	4	0	0	0	0	0	0	0	0	0	0	0	0	306	32.5	25 to 35	90.5	78	25.5
02/06/2021	11:00	1	13	81	141	60	9	2	1	0	0	0	0	0	0	0	0	0	0	0	308	32.2	25 to 35	91.6	72	23.4
02/06/2021	12:00	1	7	45	130	64	12	1	1	0	0	0	0	0	0	0	0	0	0	0	261	33	25 to 35	91.6	78	29.9
02/06/2021	13:00	0	6	55	155	64	26	1	1	0	0	0	0	0	0	0	0	0	0	0	308	33.6	25 to 35	89.0	92	29.9
02/06/2021	14:00	0	9	70	158	68	11	2	1	0	0	0	0	0	0	0	0	0	0	0	319	32.5	25 to 35	92.8	82	25.7
02/06/2021	15:00	2	10	57	153	79	30	6	1	1	0	0	0	0	0	0	0	0	0	0	339	34.2	25 to 35	85.3	117	34.5
02/06/2021	16:00	3	18	92	169	66	22	2	0	0	0	0	0	0	0	0	0	0	0	0	372	32.6	25 to 35	87.9	90	24.2
02/06/2021	17:00	1	8	63	131	80	34	10	1	0	0	0	0	0	0	0	0	0	0	0	328	34.8	25 to 35	83.5	125	38.1
02/06/2021	18:00	0	12	65	127	70	28	3	0	0	0	0	0	0	0	0	0	0	0	0	305	33.9	25 to 35	85.9	101	33.1
02/06/2021	19:00	0	4	22	79	44	26	4	1	0	0	0	0	0	0	0	0	0	0	0	180	35.8	30 to 40	82.8	75	41.7
02/06/2021	20:00	0	2	11	28	21	17	1	1	1	0	0	0	0	0	0	0	0	0	0	82	37.4	30 to 40	80.5	41	50.0
02/06/2021	21:00	0	2	4	21	19	10	1	0	0	0	0	0	0	0	0	0	0	0	0	57	36	30 to 40	87.7	30	52.6
02/06/2021	22:00	0	1	2	9	10	5	2	0	0	0	0	0	0	0	0	0	0	0	0	29	38	30 to 40	82.8	17	58.6
02/06/2021	23:00	0	1	1	5	4	0	2	1	0	0	0	0	0	0	0	0	0	0	0	14	42.5	25 to 35	71.4	7	50.0
24 Hr Summary		20	141	774	1806	890	311	62	16	3	0	0	0	0	0	0	0	0	0	0	4023	33.8	25 to 35	86.3	1282	31.9

Incoming Histogram
A170 inward
A170 Linkfoot Lane, Helmsley 30mph zone
from Thu-Apr-08-2021-11-00-AM to Wed-Jul-21-2021-06-59-PM

Date	Starting Hr:min	<15	15 to <20	20 to <25	25 to <30	30 to <35	35 to <40	40 to <45	45 to <50	50 to <55	55 to <60	60 to <65	65 to <70	70 to <75	75 to <80	80 to <85	85 to <90	90 to <95	95 to <100	100 to >105	Total Counts	85pct Speed	10MPH Pace	% in pace	# of Speeders	% Speeders
03/06/2021	00:00	0	0	1	0	2	1	0	0	1	0	0	0	0	0	0	0	0	0	0	5	40	25 to 35	60.0	4	80.0
03/06/2021	01:00	0	0	0	2	0	1	0	1	0	1	0	0	0	0	0	0	0	0	0	5	50	30 to 40	60.0	3	60.0
03/06/2021	02:00	0	0	0	0	2	4	1	0	0	0	0	0	0	0	0	0	0	0	0	7	40	35 to 45	100.0	7	100.0
03/06/2021	03:00	0	0	1	2	1	1	0	0	0	0	0	0	0	0	0	0	0	0	0	5	35	25 to 35	80.0	2	40.0
03/06/2021	04:00	0	0	3	4	4	3	4	0	1	0	0	0	0	0	0	0	0	0	0	19	42.5	25 to 35	57.9	12	63.2
03/06/2021	05:00	0	1	3	5	4	4	2	2	0	0	0	0	0	0	0	0	0	0	0	21	42.5	30 to 40	61.9	12	57.1
03/06/2021	06:00	0	1	14	30	23	11	3	1	0	0	0	0	0	0	0	0	0	0	0	83	36.4	25 to 35	80.7	38	45.8
03/06/2021	07:00	0	5	29	82	40	19	6	0	0	0	0	0	0	0	0	0	0	0	0	181	34.8	25 to 35	83.4	65	35.9
03/06/2021	08:00	1	12	46	100	51	14	3	0	0	0	0	0	0	0	0	0	0	0	0	227	33.3	25 to 35	86.8	68	30.0
03/06/2021	09:00	1	17	88	121	56	8	2	0	0	0	0	0	0	0	0	0	0	0	0	293	32	25 to 35	90.4	66	22.5
03/06/2021	10:00	4	31	100	147	63	12	1	0	0	0	0	0	0	0	0	0	0	0	0	358	31.7	25 to 35	86.6	76	21.2
03/06/2021	11:00	2	13	70	154	65	16	4	0	0	0	0	0	0	0	0	0	0	0	0	324	32.8	25 to 35	89.2	85	26.2
03/06/2021	12:00	5	13	77	130	53	14	2	0	0	0	0	0	0	0	0	0	0	0	0	294	32.4	25 to 35	88.4	69	23.5
03/06/2021	13:00	0	13	71	142	66	17	2	0	0	0	0	0	0	0	0	0	0	0	0	311	32.9	25 to 35	89.7	85	27.3
03/06/2021	14:00	1	6	53	145	65	20	3	1	0	0	0	0	0	0	0	0	0	0	0	294	33.5	25 to 35	89.5	89	30.3
03/06/2021	15:00	2	11	72	133	99	25	3	1	0	0	0	0	0	0	0	0	0	0	0	346	33.8	25 to 35	87.9	128	37.0
03/06/2021	16:00	0	21	102	130	64	18	3	0	0	0	0	0	0	0	0	0	0	0	0	338	32.7	25 to 35	87.6	85	25.1
03/06/2021	17:00	1	15	78	143	70	18	4	1	0	0	0	0	0	0	0	0	0	0	0	330	33.1	25 to 35	88.2	93	28.2
03/06/2021	18:00	0	9	69	111	55	24	5	1	0	0	0	0	0	0	0	0	0	0	0	274	34	25 to 35	85.8	85	31.0
03/06/2021	19:00	1	5	36	81	50	18	6	1	0	0	0	0	0	0	0	0	0	0	0	198	34.5	25 to 35	84.3	75	37.9
03/06/2021	20:00	0	0	14	37	23	4	1	1	0	0	0	0	0	0	0	0	0	0	0	80	33.7	25 to 35	92.5	29	36.3
03/06/2021	21:00	0	0	6	17	13	7	0	1	0	0	0	0	0	0	0	0	0	0	0	44	35.7	30 to 40	84.1	21	47.7
03/06/2021	22:00	0	1	0	12	9	3	3	1	0	0	0	0	0	0	0	0	0	0	0	29	40	30 to 40	82.8	16	55.2
03/06/2021	23:00	0	0	1	3	1	5	0	0	0	0	0	0	0	0	0	0	0	0	0	10	38	30 to 40	90.0	6	60.0
24 Hr Summary		18	174	934	1731	879	267	58	12	2	1	0	0	0	0	0	0	0	0	0	4076	33.5	25 to 35	86.9	1219	29.9

Incoming Histogram
A170 inward
A170 Linkfoot Lane, Helmsley 30mph zone
from Thu-Apr-08-2021-11-00-AM to Wed-Jul-21-2021-06-59-PM

Date	Starting Hr:min	<15	15 to <20	20 to <25	25 to <30	30 to <35	35 to <40	40 to <45	45 to <50	50 to <55	55 to <60	60 to <65	65 to <70	70 to <75	75 to <80	80 to <85	85 to <90	90 to <95	95 to <100	100 to >105	Total Counts	85pct Speed	10MPH Pace	% in pace	# of Speeders	% Speeders
04/06/2021	00:00	0	0	0	2	1	1	1	0	0	0	0	0	0	0	0	0	0	0	0	5	40	30 to 40	80.0	3	60.0
04/06/2021	01:00	0	0	0	2	3	1	0	0	0	1	0	0	0	0	0	0	0	0	0	7	40	30 to 40	85.7	5	71.4
04/06/2021	02:00	0	0	0	2	0	2	1	0	1	0	0	0	0	0	0	0	0	0	0	6	45	30 to 40	66.7	4	66.7
04/06/2021	03:00	0	0	0	0	0	2	0	2	0	0	0	0	0	0	0	0	0	0	0	4	47.5	40 to 50	100.0	4	100.0
04/06/2021	04:00	0	0	4	4	2	2	3	1	2	0	0	0	0	0	0	0	0	0	0	18	45	25 to 35	55.6	10	55.6
04/06/2021	05:00	0	0	1	5	15	3	4	0	0	1	0	0	0	0	0	0	0	0	0	29	41.2	30 to 40	79.3	23	79.3
04/06/2021	06:00	0	0	10	26	13	10	2	1	0	0	0	0	0	0	0	0	0	0	0	62	37	25 to 35	79.0	26	41.9
04/06/2021	07:00	2	8	36	57	48	18	7	0	0	0	0	0	0	0	0	0	0	0	0	176	34.9	25 to 35	80.1	73	41.5
04/06/2021	08:00	1	5	50	100	52	11	5	1	0	0	0	0	0	0	0	0	0	0	0	225	33.4	25 to 35	89.8	69	30.7
04/06/2021	09:00	1	14	78	162	69	13	1	0	0	0	0	0	0	0	0	0	0	0	0	338	32.3	25 to 35	91.4	83	24.6
04/06/2021	10:00	0	13	96	189	82	12	2	1	0	0	0	0	0	0	0	0	0	0	0	395	32.3	25 to 35	92.9	97	24.6
04/06/2021	11:00	21	24	76	116	49	9	0	0	0	0	0	0	0	0	0	0	0	0	0	295	31.4	25 to 35	81.7	58	19.7
04/06/2021	12:00	2	20	97	148	87	16	2	0	0	0	0	0	0	0	0	0	0	0	0	372	32.8	25 to 35	89.2	105	28.2
04/06/2021	13:00	0	11	72	145	71	20	0	0	0	0	0	0	0	0	0	0	0	0	0	319	33	25 to 35	90.3	91	28.5
04/06/2021	14:00	1	4	73	159	61	18	3	0	0	0	0	0	0	0	0	0	0	0	0	319	32.8	25 to 35	91.8	82	25.7
04/06/2021	15:00	3	18	88	157	71	17	3	0	0	0	0	0	0	0	0	0	0	0	0	357	32.6	25 to 35	88.5	91	25.5
04/06/2021	16:00	0	13	66	117	71	16	2	0	0	0	0	0	0	0	0	0	0	0	0	285	33.2	25 to 35	89.1	89	31.2
04/06/2021	17:00	0	15	68	132	66	19	6	0	0	0	0	0	0	0	0	0	0	0	0	306	33.4	25 to 35	86.9	91	29.7
04/06/2021	18:00	1	3	39	100	62	24	6	1	0	0	0	0	0	0	0	0	0	0	0	236	34.7	25 to 35	85.2	93	39.4
04/06/2021	19:00	0	5	17	56	45	15	6	0	0	0	0	0	0	0	0	0	0	0	0	144	34.9	25 to 35	81.9	66	45.8
04/06/2021	20:00	0	2	6	27	18	7	2	0	0	0	0	0	0	0	0	0	0	0	0	62	35	30 to 40	83.9	27	43.5
04/06/2021	21:00	0	2	9	25	12	9	3	1	0	0	0	0	0	0	0	0	0	0	0	61	37.2	25 to 35	75.4	25	41.0
04/06/2021	22:00	0	1	2	10	8	4	1	1	0	0	0	0	0	0	0	0	0	0	0	27	37.5	30 to 40	81.5	14	51.9
04/06/2021	23:00	0	0	1	7	5	2	1	0	0	0	0	0	0	0	0	0	0	0	0	16	37.5	30 to 40	87.5	8	50.0
24 Hr Summary		32	158	889	1748	911	251	61	9	3	2	0	0	0	0	0	0	0	0	0	4064	33.4	25 to 35	87.3	1237	30.4

Incoming Histogram
A170 inward
A170 Linkfoot Lane, Helmsley 30mph zone
from Thu-Apr-08-2021-11-00-AM to Wed-Jul-21-2021-06-59-PM

Date	Starting Hr:min	<15	15 to <20	20 to <25	25 to <30	30 to <35	35 to <40	40 to <45	45 to <50	50 to <55	55 to <60	60 to <65	65 to <70	70 to <75	75 to <80	80 to <85	85 to <90	90 to <95	95 to <100	100 to >105	Total Counts	85pct Speed	10MPH Pace	% in pace	# of Speeders	% Speeders
05/06/2021	00:00	0	0	1	3	6	1	0	0	0	0	0	0	0	0	0	0	0	0	0	11	34.2	25 to 35	90.9	7	63.6
05/06/2021	01:00	0	0	1	1	1	2	0	0	0	1	0	0	0	0	0	0	0	0	0	6	40	30 to 40	66.7	4	66.7
05/06/2021	02:00	0	0	0	2	0	4	3	0	0	0	0	0	0	0	0	0	0	0	0	9	43.3	35 to 45	77.8	7	77.8
05/06/2021	03:00	0	0	0	0	1	0	2	1	0	0	0	0	0	0	0	0	0	0	0	4	45	35 to 45	75.0	4	100.0
05/06/2021	04:00	0	0	1	3	5	0	0	2	0	0	0	0	0	0	0	0	0	0	0	11	35	25 to 35	81.8	7	63.6
05/06/2021	05:00	0	1	0	2	2	1	2	1	1	0	0	0	0	0	0	0	0	0	0	10	45	30 to 40	50.0	7	70.0
05/06/2021	06:00	0	0	2	18	11	7	1	3	1	0	0	0	0	0	0	0	0	0	0	43	39.3	30 to 40	83.7	23	53.5
05/06/2021	07:00	0	3	15	39	23	19	2	1	1	0	0	0	0	0	0	0	0	0	0	103	37.1	30 to 40	78.6	46	44.7
05/06/2021	08:00	0	2	23	38	56	12	7	2	0	0	0	0	0	0	0	0	0	0	0	140	35	25 to 35	83.6	77	55.0
05/06/2021	09:00	1	7	44	114	56	15	2	0	0	0	0	0	0	0	0	0	0	0	0	239	33.3	25 to 35	89.5	73	30.5
05/06/2021	10:00	0	10	71	156	65	15	1	1	0	0	0	0	0	0	0	0	0	0	0	319	32.6	25 to 35	91.5	82	25.7
05/06/2021	11:00	0	13	68	148	61	7	4	0	0	0	0	0	0	0	0	0	0	0	0	301	32.2	25 to 35	92.0	72	23.9
05/06/2021	12:00	2	9	80	121	61	11	1	1	0	0	0	0	0	0	0	0	0	0	0	286	32.5	25 to 35	91.6	74	25.9
05/06/2021	13:00	0	5	37	107	60	10	1	0	0	0	0	0	0	0	0	0	0	0	0	220	33.2	25 to 35	92.7	71	32.3
05/06/2021	14:00	1	8	56	100	55	10	2	1	0	0	0	0	0	0	0	0	0	0	0	233	33	25 to 35	90.6	68	29.2
05/06/2021	15:00	1	7	57	135	56	8	1	0	0	0	0	0	0	0	0	0	0	0	0	265	32.2	25 to 35	93.6	65	24.5
05/06/2021	16:00	2	11	48	110	55	10	2	0	1	0	0	0	0	0	0	0	0	0	0	239	32.9	25 to 35	89.1	68	28.5
05/06/2021	17:00	3	5	48	114	53	16	8	0	1	0	0	0	0	0	0	0	0	0	0	248	33.9	25 to 35	86.7	78	31.5
05/06/2021	18:00	0	1	31	92	81	20	6	0	0	0	0	0	0	0	0	0	0	0	0	231	34.4	25 to 35	88.3	107	46.3
05/06/2021	19:00	0	5	18	54	42	18	4	0	0	0	0	0	0	0	0	0	0	0	0	141	35.3	25 to 35	80.9	64	45.4
05/06/2021	20:00	0	0	9	34	24	9	2	0	0	0	0	0	0	0	0	0	0	0	0	78	34.8	25 to 35	85.9	35	44.9
05/06/2021	21:00	0	2	6	28	12	7	2	4	0	0	0	0	0	0	0	0	0	0	0	61	37.9	30 to 40	77.0	25	41.0
05/06/2021	22:00	0	0	3	18	14	3	0	2	0	0	0	0	0	0	0	0	0	0	0	40	34.6	25 to 35	87.5	19	47.5
05/06/2021	23:00	0	0	2	4	2	2	1	0	0	0	0	0	0	0	0	0	0	0	0	11	37.5	25 to 35	72.7	5	45.5
24 Hr Summary		10	89	621	1441	802	207	54	19	5	1	0	0	0	0	0	0	0	0	0	3249	33.7	25 to 35	88.2	1088	33.5

Incoming Histogram
A170 inward
A170 Linkfoot Lane, Helmsley 30mph zone

from Thu-Apr-08-2021-11-00-AM to Wed-Jul-21-2021-06-59-PM

Date	Starting Hr:min	<15	15 to <20	20 to <25	25 to <30	30 to <35	35 to <40	40 to <45	45 to <50	50 to <55	55 to <60	60 to <65	65 to <70	70 to <75	75 to <80	80 to <85	85 to <90	90 to <95	95 to <100	100 to >105	Total Counts	85pct Speed	10MPH Pace	% in pace	# of Speeders	% Speeders
06/06/2021	00:00	0	0	0	2	5	0	1	3	1	0	0	0	0	0	0	0	0	0	0	12	48.3	25 to 35	58.3	10	83.3
06/06/2021	01:00	0	0	0	1	0	0	0	1	0	0	0	0	0	0	0	0	0	0	0	2	50	20 to 30	50.0	1	50.0
06/06/2021	02:00	0	0	0	0	2	0	0	0	0	0	0	0	0	0	0	0	0	0	0	2	35	25 to 35	100.0	2	100.0
06/06/2021	03:00	0	0	1	0	0	1	0	0	0	0	0	0	0	0	0	0	0	0	0	2	40	15 to 25	50.0	1	50.0
06/06/2021	04:00	0	0	0	2	1	1	0	0	0	0	0	0	0	0	0	0	0	0	0	4	35	30 to 40	100.0	2	50.0
06/06/2021	05:00	0	0	1	2	0	2	1	0	0	0	0	0	0	0	0	0	0	0	0	6	40	30 to 40	66.7	3	50.0
06/06/2021	06:00	0	0	5	8	6	9	3	1	0	0	0	0	0	0	0	0	0	0	0	32	39.4	30 to 40	71.9	19	59.4
06/06/2021	07:00	0	1	10	14	19	5	5	0	0	0	0	0	0	0	0	0	0	0	0	54	37	25 to 35	79.6	29	53.7
06/06/2021	08:00	0	4	28	49	27	10	3	1	0	0	0	0	0	0	0	0	0	0	0	122	34.3	25 to 35	85.2	41	33.6
06/06/2021	09:00	0	7	44	101	46	13	3	0	0	0	0	0	0	0	0	0	0	0	0	214	33.3	25 to 35	89.3	62	29.0
06/06/2021	10:00	0	8	73	142	53	11	1	0	0	0	0	0	0	0	0	0	0	0	0	288	32.1	25 to 35	93.1	65	22.6
06/06/2021	11:00	1	11	89	135	65	13	0	0	0	0	0	0	0	0	0	0	0	0	0	314	32.4	25 to 35	92.0	78	24.8
06/06/2021	12:00	4	10	64	159	64	22	4	1	0	0	0	0	0	0	0	0	0	0	0	328	33.3	25 to 35	87.5	91	27.7
06/06/2021	13:00	2	5	65	124	53	14	1	0	0	0	0	0	0	0	0	0	0	0	0	264	32.6	25 to 35	91.7	68	25.8
06/06/2021	14:00	1	9	72	135	55	7	4	0	0	0	0	0	0	0	0	0	0	0	0	283	32.2	25 to 35	92.6	66	23.3
06/06/2021	15:00	0	4	46	128	54	16	4	0	0	0	0	0	0	0	0	0	0	0	0	252	33.3	25 to 35	90.5	74	29.4
06/06/2021	16:00	1	5	53	113	59	18	2	0	0	0	0	0	0	0	0	0	0	0	0	251	33.5	25 to 35	89.6	79	31.5
06/06/2021	17:00	1	2	40	100	56	21	4	0	0	0	0	0	0	0	0	0	0	0	0	224	34.2	25 to 35	87.5	81	36.2
06/06/2021	18:00	0	6	22	73	46	17	12	2	2	0	0	0	0	0	0	0	0	0	0	180	36.8	25 to 35	78.3	79	43.9
06/06/2021	19:00	0	1	11	36	27	10	6	2	0	0	0	0	0	0	0	0	0	0	0	93	37	25 to 35	79.6	45	48.4
06/06/2021	20:00	0	2	12	31	17	10	4	0	0	0	0	0	0	0	0	0	0	0	0	76	36.5	25 to 35	78.9	31	40.8
06/06/2021	21:00	0	1	6	8	15	4	2	0	1	0	0	0	0	0	0	0	0	0	0	37	36.2	25 to 35	78.4	22	59.5
06/06/2021	22:00	0	0	0	4	6	1	2	1	0	0	0	0	0	0	0	0	0	0	0	14	42.5	30 to 40	78.6	10	71.4
06/06/2021	23:00	0	0	0	2	1	2	1	1	1	1	0	0	0	0	0	0	0	0	0	9	55	30 to 40	55.6	7	77.8
24 Hr Summary		10	76	642	1369	677	207	63	13	5	1	0	0	0	0	0	0	0	0	0	3063	33.7	25 to 35	87.8	966	31.5

Incoming Histogram
A170 inward
A170 Linkfoot Lane, Helmsley 30mph zone
from Thu-Apr-08-2021-11-00-AM to Wed-Jul-21-2021-06-59-PM

Date	Starting Hr:min	<15	15 to <20	20 to <25	25 to <30	30 to <35	35 to <40	40 to <45	45 to <50	50 to <55	55 to <60	60 to <65	65 to <70	70 to <75	75 to <80	80 to <85	85 to <90	90 to <95	95 to <100	100 to >105	Total Counts	85pct Speed	10MPH Pace	% in pace	# of Speeders	% Speeders
07/06/2021	00:00	0	0	0	1	0	0	0	0	0	0	0	0	0	0	0	0	0	0	0	1	30	20 to 30	100.0	*	*
07/06/2021	01:00	0	0	0	2	2	2	0	0	0	1	0	0	0	0	0	0	0	0	0	7	40	30 to 40	85.7	5	71.4
07/06/2021	02:00	0	0	0	2	1	1	1	0	0	0	0	0	0	0	0	0	0	0	0	5	40	30 to 40	80.0	3	60.0
07/06/2021	03:00	0	0	2	0	0	0	1	0	0	0	0	0	0	0	0	0	0	0	0	3	45	15 to 25	66.7	1	33.3
07/06/2021	04:00	0	0	0	5	3	0	0	0	1	0	0	0	0	0	0	0	0	0	0	9	35	25 to 35	88.9	4	44.4
07/06/2021	05:00	0	0	3	6	8	8	3	0	0	0	0	0	0	0	0	0	0	0	0	28	39.4	30 to 40	78.6	19	67.9
07/06/2021	06:00	0	1	6	28	17	11	1	2	0	0	0	0	0	0	0	0	0	0	0	66	36.8	30 to 40	84.8	31	47.0
07/06/2021	07:00	0	3	25	78	50	17	3	1	0	0	0	0	0	0	0	0	0	0	0	177	34.4	25 to 35	86.4	71	40.1
07/06/2021	08:00	1	12	50	142	56	16	0	2	0	0	0	0	0	0	0	0	0	0	0	279	32.9	25 to 35	88.9	74	26.5
07/06/2021	09:00	0	7	41	90	43	17	2	0	0	0	0	0	0	0	0	0	0	0	0	200	33.7	25 to 35	87.0	62	31.0
07/06/2021	10:00	0	4	59	144	61	13	3	1	0	0	0	0	0	0	0	0	0	0	0	285	32.9	25 to 35	92.6	78	27.4
07/06/2021	11:00	0	15	71	117	61	11	1	0	0	0	0	0	0	0	0	0	0	0	0	276	32.6	25 to 35	90.2	73	26.4
07/06/2021	12:00	2	7	48	109	45	18	4	0	0	0	0	0	0	0	0	0	0	0	0	233	33.6	25 to 35	86.7	67	28.8
07/06/2021	13:00	0	9	39	102	53	16	2	0	0	0	0	0	0	0	0	0	0	0	0	221	33.6	25 to 35	87.8	71	32.1
07/06/2021	14:00	2	12	63	102	52	24	5	0	0	0	0	0	0	0	0	0	0	0	0	260	34	25 to 35	83.5	81	31.2
07/06/2021	15:00	0	15	70	115	69	13	6	0	0	0	0	0	0	0	0	0	0	0	0	288	33.3	25 to 35	88.2	88	30.6
07/06/2021	16:00	0	4	51	94	79	27	10	1	0	0	0	0	0	0	0	0	0	0	0	266	34.9	25 to 35	84.2	117	44.0
07/06/2021	17:00	0	6	60	101	55	14	7	1	0	0	0	0	0	0	0	0	0	0	0	244	33.6	25 to 35	88.5	77	31.6
07/06/2021	18:00	0	3	14	51	33	11	2	0	0	0	0	0	0	0	0	0	0	0	0	114	34.4	25 to 35	86.0	46	40.4
07/06/2021	19:00	0	3	16	34	25	11	1	0	0	0	0	0	0	0	0	0	0	0	0	90	34.6	25 to 35	83.3	37	41.1
07/06/2021	20:00	0	1	4	17	15	9	3	0	0	1	0	0	0	0	0	0	0	0	0	50	37.8	30 to 40	82.0	28	56.0
07/06/2021	21:00	0	1	5	16	17	5	3	0	0	0	0	0	0	0	0	0	0	0	0	47	36	25 to 35	80.9	25	53.2
07/06/2021	22:00	0	0	2	8	3	3	1	0	0	0	0	0	0	0	0	0	0	0	0	17	36.7	30 to 40	82.4	7	41.2
07/06/2021	23:00	0	0	0	2	1	2	3	2	0	1	0	0	0	0	0	0	0	0	0	11	47.5	40 to 50	63.6	9	81.8
24 Hr Summary		5	103	629	1366	749	249	62	10	1	3	0	0	0	0	0	0	0	0	0	3177	34	25 to 35	86.4	1074	33.8

Incoming Histogram
A170 inward
A170 Linkfoot Lane, Helmsley 30mph zone

from Thu-Apr-08-2021-11-00-AM to Wed-Jul-21-2021-06-59-PM

Date	Starting Hr:min	<15	15 to <20	20 to <25	25 to <30	30 to <35	35 to <40	40 to <45	45 to <50	50 to <55	55 to <60	60 to <65	65 to <70	70 to <75	75 to <80	80 to <85	85 to <90	90 to <95	95 to <100	100 to >105	Total Counts	85pct Speed	10MPH Pace	% in pace	# of Speeders	% Speeders
08/06/2021	00:00	0	0	0	0	1	0	0	0	0	0	0	0	0	0	0	0	0	0	0	1	35	25 to 35	100.0	1	100.0
08/06/2021	01:00	0	0	0	0	0	2	0	0	1	0	0	0	0	0	0	0	0	0	0	3	55	30 to 40	66.7	3	100.0
08/06/2021	02:00	0	0	0	0	0	3	1	1	0	0	0	0	0	0	0	0	0	0	0	5	45	40 to 50	100.0	5	100.0
08/06/2021	03:00	0	0	0	0	1	2	1	1	0	0	0	0	0	0	0	0	0	0	0	5	45	35 to 45	80.0	5	100.0
08/06/2021	04:00	0	0	4	2	2	1	1	0	0	0	1	0	0	0	0	0	0	0	0	11	40	25 to 35	72.7	5	45.5
08/06/2021	05:00	0	0	1	5	6	5	2	2	0	0	0	0	0	0	0	0	0	0	0	21	42.5	30 to 40	76.2	15	71.4
08/06/2021	06:00	0	1	9	29	22	15	7	2	0	0	0	0	0	0	0	0	0	0	0	85	38.7	30 to 40	77.6	46	54.1
08/06/2021	07:00	1	12	30	81	40	22	3	0	0	0	0	0	0	0	0	0	0	0	0	189	34.6	25 to 35	79.9	65	34.4
08/06/2021	08:00	0	10	53	130	51	15	1	0	0	0	0	0	0	0	0	0	0	0	0	260	32.7	25 to 35	90.0	67	25.8
08/06/2021	09:00	0	5	63	112	46	13	2	1	0	0	0	0	0	0	0	0	0	0	0	242	32.8	25 to 35	91.3	62	25.6
08/06/2021	10:00	1	8	55	115	62	12	2	1	0	0	0	0	0	0	0	0	0	0	0	256	33.1	25 to 35	90.6	77	30.1
08/06/2021	11:00	0	13	55	130	52	13	3	0	0	0	0	0	0	0	0	0	0	0	0	266	32.7	25 to 35	89.1	68	25.6
08/06/2021	12:00	2	9	56	108	54	15	1	1	0	0	0	0	0	0	0	0	0	0	0	246	33.1	25 to 35	88.6	71	28.9
08/06/2021	13:00	0	12	47	95	48	25	2	1	1	0	0	0	0	0	0	0	0	0	0	231	34.4	25 to 35	82.3	77	33.3
08/06/2021	14:00	0	11	39	117	45	16	1	0	0	0	0	0	0	0	0	0	0	0	0	229	33.1	25 to 35	87.8	62	27.1
08/06/2021	15:00	0	16	64	156	71	14	4	0	0	0	0	0	0	0	0	0	0	0	0	325	32.8	25 to 35	89.5	89	27.4
08/06/2021	16:00	2	7	53	126	72	19	5	0	0	0	0	0	0	0	0	0	0	0	0	284	33.7	25 to 35	88.4	96	33.8
08/06/2021	17:00	0	7	55	104	68	17	5	0	0	0	0	0	0	0	0	0	0	0	0	256	33.8	25 to 35	88.7	90	35.2
08/06/2021	18:00	3	14	50	65	19	8	2	0	0	0	0	0	0	0	0	0	0	0	0	161	31.3	25 to 35	83.2	29	18.0
08/06/2021	19:00	1	0	20	69	27	8	1	1	0	0	0	0	0	0	0	0	0	0	0	127	33.3	25 to 35	91.3	37	29.1
08/06/2021	20:00	1	3	14	37	15	8	3	0	0	0	0	0	0	0	0	0	0	0	0	81	34.7	25 to 35	81.5	26	32.1
08/06/2021	21:00	0	2	5	21	7	5	1	0	0	0	0	0	0	0	0	0	0	0	0	41	35	25 to 35	80.5	13	31.7
08/06/2021	22:00	0	2	1	7	9	2	4	0	0	0	0	0	0	0	0	0	0	0	0	25	40	30 to 40	72.0	15	60.0
08/06/2021	23:00	0	0	2	7	3	1	1	0	0	0	0	0	0	0	0	0	0	0	0	14	35	25 to 35	85.7	5	35.7
24 Hr Summary		11	132	676	1516	721	241	53	11	2	0	1	0	0	0	0	0	0	0	0	3364	33.6	25 to 35	86.6	1029	30.6

Incoming Histogram
A170 inward
A170 Linkfoot Lane, Helmsley 30mph zone

from Thu-Apr-08-2021-11-00-AM to Wed-Jul-21-2021-06-59-PM

Date	Starting Hr:min	<15	15 to <20	20 to <25	25 to <30	30 to <35	35 to <40	40 to <45	45 to <50	50 to <55	55 to <60	60 to <65	65 to <70	70 to <75	75 to <80	80 to <85	85 to <90	90 to <95	95 to <100	100 to >105	Total Counts	85pct Speed	10MPH Pace	% in pace	# of Speeders	% Speeders
09/06/2021	00:00	0	0	0	1	1	1	1	1	0	0	0	0	0	0	0	0	0	0	0	5	45	30 to 40	60.0	4	80.0
09/06/2021	01:00	0	0	0	1	1	0	0	0	0	1	0	0	0	0	0	0	0	0	0	3	60	25 to 35	66.7	2	66.7
09/06/2021	02:00	0	0	0	1	0	3	1	1	0	0	0	0	0	0	0	0	0	0	0	6	45	40 to 50	83.3	5	83.3
09/06/2021	03:00	0	0	0	0	0	0	3	1	0	0	0	0	0	0	0	0	0	0	0	4	45	40 to 50	100.0	4	100.0
09/06/2021	04:00	0	0	2	2	3	2	2	1	0	0	0	0	0	0	0	0	0	0	0	12	42.5	25 to 35	58.3	8	66.7
09/06/2021	05:00	0	1	2	9	9	6	6	1	0	0	0	0	0	0	0	0	0	0	0	34	41.7	30 to 40	70.6	22	64.7
09/06/2021	06:00	1	2	7	27	22	8	7	1	0	1	0	0	0	0	0	0	0	0	0	76	38.8	30 to 40	75.0	39	51.3
09/06/2021	07:00	0	2	29	78	47	26	2	0	0	0	0	0	0	0	0	0	0	0	0	184	35	25 to 35	83.7	75	40.8
09/06/2021	08:00	2	13	49	119	56	17	0	0	0	0	0	0	0	0	0	0	0	0	0	256	33.1	25 to 35	87.5	73	28.5
09/06/2021	09:00	3	9	56	112	60	17	5	0	0	0	0	0	0	0	0	0	0	0	0	262	33.6	25 to 35	87.0	82	31.3
09/06/2021	10:00	1	3	64	124	60	15	2	0	0	0	0	0	0	0	0	0	0	0	0	269	33.1	25 to 35	92.2	77	28.6
09/06/2021	11:00	0	11	53	124	56	23	2	0	0	0	0	0	0	0	0	0	0	0	0	269	33.7	25 to 35	86.6	81	30.1
09/06/2021	12:00	3	12	55	120	45	19	1	1	0	0	0	0	0	0	0	0	0	0	0	256	33.1	25 to 35	85.9	66	25.8
09/06/2021	13:00	2	12	69	105	50	11	4	0	0	0	0	0	0	0	0	0	0	0	0	253	32.7	25 to 35	88.5	65	25.7
09/06/2021	14:00	3	9	53	117	39	13	2	0	0	0	0	0	0	0	0	0	0	0	0	236	32.4	25 to 35	88.6	54	22.9
09/06/2021	15:00	0	13	67	115	72	31	2	1	1	0	0	0	0	0	0	0	0	0	0	302	34.3	25 to 35	84.1	107	35.4
09/06/2021	16:00	2	15	42	135	74	18	6	0	0	0	0	0	0	0	0	0	0	0	0	292	33.6	25 to 35	86.0	98	33.6
09/06/2021	17:00	0	9	52	101	50	20	5	3	0	0	0	0	0	0	0	0	0	0	0	240	34.2	25 to 35	84.6	78	32.5
09/06/2021	18:00	1	5	23	48	35	15	2	1	0	0	0	0	0	0	0	0	0	0	0	130	34.7	25 to 35	81.5	53	40.8
09/06/2021	19:00	4	1	11	31	30	18	2	0	0	0	0	0	0	0	0	0	0	0	0	97	36.4	30 to 40	81.4	50	51.5
09/06/2021	20:00	0	0	2	26	24	5	3	0	0	0	0	0	0	0	0	0	0	0	0	60	34.8	30 to 40	91.7	32	53.3
09/06/2021	21:00	2	0	8	20	14	5	2	1	0	0	0	0	0	0	0	0	0	0	0	52	35	25 to 35	80.8	22	42.3
09/06/2021	22:00	0	4	3	7	7	8	2	0	0	0	0	0	0	0	0	0	0	0	0	31	38.1	30 to 40	71.0	17	54.8
09/06/2021	23:00	0	0	1	5	3	2	2	0	0	0	0	0	0	0	0	0	0	0	0	13	40	30 to 40	76.9	7	53.8
24 Hr Summary		24	121	648	1428	758	283	64	13	1	2	0	0	0	0	0	0	0	0	0	3342	34.1	25 to 35	84.8	1121	33.5

Incoming Histogram
A170 inward
A170 Linkfoot Lane, Helmsley 30mph zone
from Thu-Apr-08-2021-11-00-AM to Wed-Jul-21-2021-06-59-PM

Date	Starting Hr:min	<15	15 to <20	20 to <25	25 to <30	30 to <35	35 to <40	40 to <45	45 to <50	50 to <55	55 to <60	60 to <65	65 to <70	70 to <75	75 to <80	80 to <85	85 to <90	90 to <95	95 to <100	100 to >105	Total Counts	85pct Speed	10MPH Pace	% in pace	# of Speeders	% Speeders
10/06/2021	00:00	0	0	1	1	4	1	1	0	0	0	0	0	0	0	0	0	0	0	0	8	40	25 to 35	75.0	6	75.0
10/06/2021	01:00	0	0	0	0	0	0	0	0	1	0	0	0	0	0	0	0	0	0	0	1	55	45 to 55	100.0	1	100.0
10/06/2021	02:00	0	0	0	0	0	4	1	1	0	0	0	0	0	0	0	0	0	0	0	6	45	40 to 50	100.0	6	100.0
10/06/2021	03:00	0	0	0	2	0	1	0	2	0	0	0	0	0	0	0	0	0	0	0	5	47.5	30 to 40	60.0	3	60.0
10/06/2021	04:00	0	1	1	3	6	4	0	1	1	0	0	0	0	0	0	0	0	0	0	17	38.8	30 to 40	76.5	12	70.6
10/06/2021	05:00	0	1	1	3	9	2	6	0	0	0	0	0	0	0	0	0	0	0	0	22	42.5	35 to 45	77.3	17	77.3
10/06/2021	06:00	0	2	6	44	24	11	8	2	0	0	0	0	0	0	0	0	0	0	0	97	37.7	30 to 40	81.4	45	46.4
10/06/2021	07:00	0	3	39	64	47	11	9	1	0	0	0	0	0	0	0	0	0	0	0	174	34.5	25 to 35	86.2	68	39.1
10/06/2021	08:00	0	4	57	120	44	16	4	1	0	0	0	0	0	0	0	0	0	0	0	246	33.2	25 to 35	89.8	65	26.4
10/06/2021	09:00	2	9	65	123	54	14	1	1	0	0	0	0	0	0	0	0	0	0	0	269	32.8	25 to 35	90.0	70	26.0
10/06/2021	10:00	6	13	80	122	68	12	2	1	0	0	0	0	0	0	0	0	0	0	0	304	32.7	25 to 35	88.8	83	27.3
10/06/2021	11:00	2	12	57	140	55	7	4	0	0	0	0	0	0	0	0	0	0	0	0	277	32.2	25 to 35	91.0	66	23.8
10/06/2021	12:00	1	4	36	109	58	23	5	0	0	0	0	0	0	0	0	0	0	0	0	236	34.4	25 to 35	86.0	86	36.4
10/06/2021	13:00	1	7	55	124	53	20	0	1	0	0	0	0	0	0	0	0	0	0	0	261	33.3	25 to 35	88.9	74	28.4
10/06/2021	14:00	1	7	55	128	55	20	5	2	0	0	0	0	0	0	0	0	0	0	0	273	33.7	25 to 35	87.2	82	30.0
10/06/2021	15:00	0	8	31	64	24	7	2	0	0	0	0	0	0	0	0	0	0	0	0	136	32.7	25 to 35	87.5	33	24.3
10/06/2021	16:00	*	*	*	*	*	*	*	*	*	*	*	*	*	*	*	*	*	*	*	*	*	*	*	*	*
10/06/2021	17:00	*	*	*	*	*	*	*	*	*	*	*	*	*	*	*	*	*	*	*	*	*	*	*	*	*
10/06/2021	18:00	*	*	*	*	*	*	*	*	*	*	*	*	*	*	*	*	*	*	*	*	*	*	*	*	*
10/06/2021	19:00	*	*	*	*	*	*	*	*	*	*	*	*	*	*	*	*	*	*	*	*	*	*	*	*	*
10/06/2021	20:00	*	*	*	*	*	*	*	*	*	*	*	*	*	*	*	*	*	*	*	*	*	*	*	*	*
10/06/2021	21:00	*	*	*	*	*	*	*	*	*	*	*	*	*	*	*	*	*	*	*	*	*	*	*	*	*
10/06/2021	22:00	*	*	*	*	*	*	*	*	*	*	*	*	*	*	*	*	*	*	*	*	*	*	*	*	*
10/06/2021	23:00	*	*	*	*	*	*	*	*	*	*	*	*	*	*	*	*	*	*	*	*	*	*	*	*	*
24 Hr Summary		13	71	484	1047	501	153	48	13	2	0	0	0	0	0	0	0	0	0	0	2332	33.7	25 to 35	87.1	717	30.7

Incoming Histogram
A170 inward
A170 Linkfoot Lane, Helmsley 30mph zone

from Thu-Apr-08-2021-11-00-AM to Wed-Jul-21-2021-06-59-PM

Date	Starting Hr:min	<15	15 to <20	20 to <25	25 to <30	30 to <35	35 to <40	40 to <45	45 to <50	50 to <55	55 to <60	60 to <65	65 to <70	70 to <75	75 to <80	80 to <85	85 to <90	90 to <95	95 to <100	100 to >105	Total Counts	85pct Speed	10MPH Pace	% in pace	# of Speeders	% Speeders
11/06/2021	00:00	*	*	*	*	*	*	*	*	*	*	*	*	*	*	*	*	*	*	*	*	*	*	*	*	*
11/06/2021	01:00	*	*	*	*	*	*	*	*	*	*	*	*	*	*	*	*	*	*	*	*	*	*	*	*	*
11/06/2021	02:00	*	*	*	*	*	*	*	*	*	*	*	*	*	*	*	*	*	*	*	*	*	*	*	*	*
11/06/2021	03:00	*	*	*	*	*	*	*	*	*	*	*	*	*	*	*	*	*	*	*	*	*	*	*	*	*
11/06/2021	04:00	*	*	*	*	*	*	*	*	*	*	*	*	*	*	*	*	*	*	*	*	*	*	*	*	*
11/06/2021	05:00	*	*	*	*	*	*	*	*	*	*	*	*	*	*	*	*	*	*	*	*	*	*	*	*	*
11/06/2021	06:00	*	*	*	*	*	*	*	*	*	*	*	*	*	*	*	*	*	*	*	*	*	*	*	*	*
11/06/2021	07:00	*	*	*	*	*	*	*	*	*	*	*	*	*	*	*	*	*	*	*	*	*	*	*	*	*
11/06/2021	08:00	3	33	69	78	27	2	0	0	0	0	0	0	0	0	0	0	0	0	0	212	29.8	20 to 30	84.9	29	13.7
11/06/2021	09:00	3	19	81	166	64	7	1	0	0	0	0	0	0	0	0	0	0	0	0	341	31.6	25 to 35	91.2	72	21.1
11/06/2021	10:00	1	11	78	169	60	17	2	0	0	0	0	0	0	0	0	0	0	0	0	338	32.3	25 to 35	90.8	79	23.4
11/06/2021	11:00	1	17	70	143	58	18	1	0	1	0	0	0	0	0	0	0	0	0	0	309	32.8	25 to 35	87.7	78	25.2
11/06/2021	12:00	2	15	79	140	77	20	2	0	0	0	0	0	0	0	0	0	0	0	0	335	33.2	25 to 35	88.4	99	29.6
11/06/2021	13:00	1	10	65	134	50	20	5	0	0	0	0	0	0	0	0	0	0	0	0	285	33.2	25 to 35	87.4	75	26.3
11/06/2021	14:00	1	12	54	134	70	10	2	1	0	0	0	0	0	0	0	0	0	0	0	284	32.9	25 to 35	90.8	83	29.2
11/06/2021	15:00	1	15	79	169	86	15	2	0	0	0	0	0	0	0	0	0	0	0	0	367	32.8	25 to 35	91.0	103	28.1
11/06/2021	16:00	1	9	72	129	65	20	3	1	0	0	0	0	0	0	0	0	0	0	0	300	33.4	25 to 35	88.7	89	29.7
11/06/2021	17:00	0	8	61	104	43	14	2	1	0	0	0	0	0	0	0	0	0	0	0	233	32.9	25 to 35	89.3	60	25.8
11/06/2021	18:00	0	1	31	60	28	19	0	0	0	0	0	0	0	0	0	0	0	0	0	139	34.6	25 to 35	85.6	47	33.8
11/06/2021	19:00	1	1	13	37	41	12	5	0	0	0	0	0	0	0	0	0	0	0	0	110	35.4	25 to 35	82.7	58	52.7
11/06/2021	20:00	0	2	6	25	18	8	5	0	0	0	0	0	0	0	0	0	0	0	0	64	36.9	30 to 40	79.7	31	48.4
11/06/2021	21:00	0	1	9	19	12	7	6	0	0	0	0	0	0	0	0	0	0	0	0	54	38.6	25 to 35	74.1	25	46.3
11/06/2021	22:00	0	0	1	15	7	3	1	0	1	0	0	0	0	0	0	0	0	0	0	28	36.7	30 to 40	89.3	12	42.9
11/06/2021	23:00	0	0	3	7	2	4	1	0	2	0	0	0	0	0	0	0	0	0	0	19	40	30 to 40	68.4	9	47.4
24 Hr Summary		15	154	771	1529	708	196	38	3	4	0	0	0	0	0	0	0	0	0	0	3418	33.1	25 to 35	88.0	949	27.8

Incoming Histogram
A170 inward
A170 Linkfoot Lane, Helmsley 30mph zone
from Thu-Apr-08-2021-11-00-AM to Wed-Jul-21-2021-06-59-PM

Date	Starting Hr:min	<15	15 to <20	20 to <25	25 to <30	30 to <35	35 to <40	40 to <45	45 to <50	50 to <55	55 to <60	60 to <65	65 to <70	70 to <75	75 to <80	80 to <85	85 to <90	90 to <95	95 to <100	100 to >105	Total Counts	85pct Speed	10MPH Pace	% in pace	# of Speeders	% Speeders
12/06/2021	00:00	0	0	0	3	3	1	2	1	0	0	0	0	0	0	0	0	0	0	0	10	42.5	30 to 40	70.0	7	70.0
12/06/2021	01:00	0	0	1	2	0	1	0	0	0	1	0	0	0	0	0	0	0	0	0	5	40	20 to 30	60.0	2	40.0
12/06/2021	02:00	0	0	0	1	0	1	2	1	1	0	0	0	0	0	0	0	0	0	0	6	50	40 to 50	66.7	5	83.3
12/06/2021	03:00	0	0	1	0	0	0	2	0	1	0	0	0	0	0	0	0	0	0	0	4	45	45 to 55	75.0	3	75.0
12/06/2021	04:00	0	1	4	6	1	0	1	0	0	0	0	0	0	0	0	0	0	0	0	13	30	20 to 30	84.6	2	15.4
12/06/2021	05:00	0	0	0	4	9	3	0	1	0	1	0	0	0	0	0	0	0	0	0	18	38.3	30 to 40	88.9	14	77.8
12/06/2021	06:00	0	0	3	11	7	4	3	0	0	0	0	0	0	0	0	0	0	0	0	28	38.8	30 to 40	78.6	14	50.0
12/06/2021	07:00	0	3	14	27	37	8	3	0	0	0	0	0	0	0	0	0	0	0	0	92	34.6	25 to 35	84.8	48	52.2
12/06/2021	08:00	0	4	31	81	41	14	3	0	0	0	0	0	0	0	0	0	0	0	0	174	33.9	25 to 35	87.9	58	33.3
12/06/2021	09:00	3	10	63	128	54	10	0	0	0	0	0	0	0	0	0	0	0	0	0	268	32.2	25 to 35	91.4	64	23.9
12/06/2021	10:00	1	15	65	162	65	6	0	0	0	0	0	0	0	0	0	0	0	0	0	314	31.8	25 to 35	93.0	71	22.6
12/06/2021	11:00	2	15	63	101	50	18	0	0	0	0	0	0	0	0	0	0	0	0	0	249	33.1	25 to 35	85.9	68	27.3
12/06/2021	12:00	1	4	48	88	59	11	4	1	0	0	0	0	0	0	0	0	0	0	0	216	33.6	25 to 35	90.3	75	34.7
12/06/2021	13:00	1	10	47	96	49	15	2	1	1	0	0	0	0	0	0	0	0	0	0	222	33.6	25 to 35	86.5	68	30.6
12/06/2021	14:00	0	8	56	102	51	14	3	1	0	0	0	0	0	0	0	0	0	0	0	235	33.3	25 to 35	88.9	69	29.4
12/06/2021	15:00	0	9	34	101	53	18	2	0	0	0	0	0	0	0	0	0	0	0	0	217	33.8	25 to 35	86.6	73	33.6
12/06/2021	16:00	0	3	43	99	79	17	4	0	0	0	0	0	0	0	0	0	0	0	0	245	34	25 to 35	90.2	100	40.8
12/06/2021	17:00	0	2	35	94	78	35	5	0	0	0	0	0	0	0	0	0	0	0	0	249	35.4	25 to 35	83.1	118	47.4
12/06/2021	18:00	1	4	27	75	39	24	9	2	1	0	0	0	0	0	0	0	0	0	0	182	36.9	25 to 35	77.5	75	41.2
12/06/2021	19:00	0	1	14	56	34	14	1	0	0	0	0	0	0	0	0	0	0	0	0	120	34.6	25 to 35	86.7	49	40.8
12/06/2021	20:00	0	2	8	39	29	7	4	0	1	0	0	0	0	0	0	0	0	0	0	90	34.7	25 to 35	84.4	41	45.6
12/06/2021	21:00	0	1	9	22	21	9	2	0	0	0	0	0	0	0	0	0	0	0	0	64	35.6	25 to 35	81.3	32	50.0
12/06/2021	22:00	1	1	11	15	11	6	1	1	0	0	0	0	0	0	0	0	0	0	0	47	35.8	25 to 35	78.7	19	40.4
12/06/2021	23:00	0	1	5	6	4	5	1	0	0	0	0	0	0	0	0	0	0	0	0	22	38	25 to 35	68.2	10	45.5
24 Hr Summary		10	94	582	1319	774	241	54	9	5	2	0	0	0	0	0	0	0	0	0	3090	34	25 to 35	86.6	1085	35.1

Incoming Histogram
A170 inward
A170 Linkfoot Lane, Helmsley 30mph zone

from Thu-Apr-08-2021-11-00-AM to Wed-Jul-21-2021-06-59-PM

Date	Starting Hr:min	<15	15 to <20	20 to <25	25 to <30	30 to <35	35 to <40	40 to <45	45 to <50	50 to <55	55 to <60	60 to <65	65 to <70	70 to <75	75 to <80	80 to <85	85 to <90	90 to <95	95 to <100	100 to >105	Total Counts	85pct Speed	10MPH Pace	% in pace	# of Speeders	% Speeders
13/06/2021	00:00	0	0	0	4	5	0	0	2	0	0	0	0	0	0	0	0	0	0	0	11	35	25 to 35	81.8	7	63.6
13/06/2021	01:00	0	0	0	0	2	3	0	0	0	0	0	0	0	0	0	0	0	0	0	5	38.3	30 to 40	100.0	5	100.0
13/06/2021	02:00	0	0	1	0	0	1	0	0	0	0	0	0	0	0	0	0	0	0	0	2	40	15 to 25	50.0	1	50.0
13/06/2021	03:00	0	0	0	2	0	1	0	0	0	0	0	0	0	0	0	0	0	0	0	3	40	30 to 40	100.0	1	33.3
13/06/2021	04:00	0	0	0	1	0	1	1	0	0	0	0	0	0	0	0	0	0	0	0	3	45	30 to 40	66.7	2	66.7
13/06/2021	05:00	0	0	0	2	1	3	5	1	1	0	0	0	0	0	0	0	0	0	0	13	45	35 to 45	69.2	11	84.6
13/06/2021	06:00	1	0	0	7	7	3	3	2	0	0	0	0	0	0	0	0	0	0	0	23	43.3	30 to 40	73.9	15	65.2
13/06/2021	07:00	0	3	6	21	16	12	6	1	0	0	0	0	0	0	0	0	0	0	0	65	38.8	30 to 40	75.4	35	53.8
13/06/2021	08:00	0	4	26	60	30	4	2	0	0	0	0	0	0	0	0	0	0	0	0	126	32.8	25 to 35	92.1	36	28.6
13/06/2021	09:00	0	6	38	111	49	18	0	0	0	0	0	0	0	0	0	0	0	0	0	222	33.5	25 to 35	89.2	67	30.2
13/06/2021	10:00	0	9	52	141	64	8	0	0	0	0	0	0	0	0	0	0	0	0	0	274	32.4	25 to 35	93.8	72	26.3
13/06/2021	11:00	0	6	52	136	72	11	2	0	0	0	0	0	0	0	0	0	0	0	0	279	33	25 to 35	93.2	85	30.5
13/06/2021	12:00	1	5	51	124	71	10	2	0	0	0	0	0	0	0	0	0	0	0	0	264	33	25 to 35	93.2	83	31.4
13/06/2021	13:00	1	6	51	115	46	12	6	0	0	0	0	0	0	0	0	0	0	0	0	237	33	25 to 35	89.5	64	27.0
13/06/2021	14:00	0	10	53	102	54	8	2	0	0	0	0	0	0	0	0	0	0	0	0	229	32.8	25 to 35	91.3	64	27.9
13/06/2021	15:00	2	7	38	109	69	11	3	0	0	0	0	0	0	0	0	0	0	0	0	239	33.4	25 to 35	90.4	83	34.7
13/06/2021	16:00	0	5	39	126	84	18	3	2	0	0	0	0	0	0	0	0	0	0	0	277	33.9	25 to 35	89.9	107	38.6
13/06/2021	17:00	0	5	52	115	64	23	3	1	0	0	0	0	0	0	0	0	0	0	0	263	34.1	25 to 35	87.8	91	34.6
13/06/2021	18:00	1	4	19	89	59	18	6	0	0	0	0	0	0	0	0	0	0	0	0	196	34.6	25 to 35	85.2	83	42.3
13/06/2021	19:00	0	1	22	72	38	21	6	0	0	0	0	0	0	0	0	0	0	0	0	160	35.7	25 to 35	82.5	65	40.6
13/06/2021	20:00	0	1	16	31	19	15	4	1	2	0	0	0	0	0	0	0	0	0	0	89	38	25 to 35	74.2	41	46.1
13/06/2021	21:00	0	1	4	17	13	9	1	0	0	2	0	0	0	0	0	0	0	0	0	47	37.8	30 to 40	83.0	25	53.2
13/06/2021	22:00	0	0	2	9	2	2	0	1	0	0	0	0	0	0	0	0	0	0	0	16	37.5	25 to 35	81.3	5	31.3
13/06/2021	23:00	0	0	0	0	4	3	1	0	1	0	0	0	0	0	0	0	0	0	0	9	45	35 to 45	88.9	9	100.0
24 Hr Summary		6	73	522	1394	769	215	56	11	4	2	0	0	0	0	0	0	0	0	0	3052	33.9	25 to 35	88.0	1057	34.6

Incoming Histogram
A170 inward
A170 Linkfoot Lane, Helmsley 30mph zone

from Thu-Apr-08-2021-11-00-AM to Wed-Jul-21-2021-06-59-PM

Date	Starting Hr:min	<15	15 to <20	20 to <25	25 to <30	30 to <35	35 to <40	40 to <45	45 to <50	50 to <55	55 to <60	60 to <65	65 to <70	70 to <75	75 to <80	80 to <85	85 to <90	90 to <95	95 to <100	100 to >105	Total Counts	85pct Speed	10MPH Pace	% in pace	# of Speeders	% Speeders
14/06/2021	00:00	0	0	0	1	0	2	0	0	0	0	0	0	0	0	0	0	0	0	0	3	40	30 to 40	100.0	2	66.7
14/06/2021	01:00	0	0	0	0	0	2	0	0	0	0	0	0	0	0	0	0	0	0	0	2	40	30 to 40	100.0	2	100.0
14/06/2021	02:00	0	1	1	0	0	2	0	1	0	0	0	0	0	0	0	0	0	0	0	5	40	40 to 50	60.0	3	60.0
14/06/2021	03:00	0	0	0	1	0	0	1	0	0	0	0	0	0	0	0	0	0	0	0	2	45	20 to 30	50.0	1	50.0
14/06/2021	04:00	0	0	1	7	3	2	0	0	0	0	0	0	0	0	0	0	0	0	0	13	35	30 to 40	92.3	5	38.5
14/06/2021	05:00	0	0	0	11	5	8	1	0	0	0	0	0	0	0	0	0	0	0	0	25	38.1	30 to 40	96.0	14	56.0
14/06/2021	06:00	1	1	12	28	25	13	6	1	0	0	1	0	0	0	0	0	0	0	0	88	38.1	30 to 40	75.0	46	52.3
14/06/2021	07:00	1	3	31	87	46	14	4	1	0	0	0	0	0	0	0	0	0	0	0	187	34	25 to 35	87.7	65	34.8
14/06/2021	08:00	1	5	78	123	53	15	2	0	0	0	0	0	0	0	0	0	0	0	0	277	32.6	25 to 35	91.7	70	25.3
14/06/2021	09:00	2	13	82	131	55	11	2	0	0	0	0	0	0	0	0	0	0	0	0	296	32.2	25 to 35	90.5	68	23.0
14/06/2021	10:00	1	7	72	165	76	16	5	0	0	0	0	0	0	0	0	0	0	0	0	342	33	25 to 35	91.5	97	28.4
14/06/2021	11:00	1	5	44	138	78	16	3	0	0	0	0	0	0	0	0	0	0	0	0	285	33.5	25 to 35	91.2	97	34.0
14/06/2021	12:00	1	15	57	120	63	22	4	0	0	0	0	0	0	0	0	0	0	0	0	282	33.7	25 to 35	85.1	89	31.6
14/06/2021	13:00	3	13	43	125	55	32	2	2	0	0	0	0	0	0	0	0	0	0	0	275	34.5	25 to 35	81.1	91	33.1
14/06/2021	14:00	0	5	63	136	49	20	7	0	0	0	0	0	0	0	0	0	0	0	0	280	33.5	25 to 35	88.6	76	27.1
14/06/2021	15:00	0	11	97	156	80	17	2	0	0	0	0	0	0	0	0	0	0	0	0	363	32.8	25 to 35	91.7	99	27.3
14/06/2021	16:00	2	11	65	135	57	15	2	1	0	0	0	0	0	0	0	0	0	0	0	288	32.8	25 to 35	89.2	75	26.0
14/06/2021	17:00	1	12	47	100	45	27	3	1	0	0	0	0	0	0	0	0	0	0	0	236	34.6	25 to 35	81.4	76	32.2
14/06/2021	18:00	0	2	28	72	25	13	0	1	0	0	0	0	0	0	0	0	0	0	0	141	33.6	25 to 35	88.7	39	27.7
14/06/2021	19:00	0	2	12	32	26	12	3	0	0	0	0	0	0	0	0	0	0	0	0	87	35.8	25 to 35	80.5	41	47.1
14/06/2021	20:00	0	1	9	21	22	2	0	0	0	0	0	0	0	0	0	0	0	0	0	55	33.6	25 to 35	94.5	24	43.6
14/06/2021	21:00	0	2	1	18	10	0	1	0	0	0	0	0	0	0	0	0	0	0	0	32	33	25 to 35	90.6	11	34.4
14/06/2021	22:00	0	0	1	3	9	1	1	2	1	0	0	0	0	0	0	0	0	0	0	18	45	25 to 35	72.2	14	77.8
14/06/2021	23:00	0	0	0	2	2	1	2	0	0	0	0	0	0	0	0	0	0	0	0	7	42.5	30 to 40	71.4	5	71.4
24 Hr Summary		14	109	744	1612	784	263	51	10	1	0	1	0	0	0	0	0	0	0	0	3589	33.6	25 to 35	87.5	1110	30.9

Incoming Histogram
A170 inward
A170 Linkfoot Lane, Helmsley 30mph zone

from Thu-Apr-08-2021-11-00-AM to Wed-Jul-21-2021-06-59-PM

Date	Starting Hr:min	<15	15 to <20	20 to <25	25 to <30	30 to <35	35 to <40	40 to <45	45 to <50	50 to <55	55 to <60	60 to <65	65 to <70	70 to <75	75 to <80	80 to <85	85 to <90	90 to <95	95 to <100	100 to >105	Total Counts	85pct Speed	10MPH Pace	% in pace	# of Speeders	% Speeders
15/06/2021	00:00	0	0	0	0	1	0	1	0	0	0	0	0	0	0	0	0	0	0	0	2	45	35 to 45	100.0	2	100.0
15/06/2021	01:00	0	0	0	1	1	2	1	0	0	0	0	0	0	0	0	0	0	0	0	5	40	30 to 40	80.0	4	80.0
15/06/2021	02:00	0	0	0	1	2	3	0	2	0	0	0	0	0	0	0	0	0	0	0	8	47.5	30 to 40	75.0	7	87.5
15/06/2021	03:00	0	0	2	0	1	0	0	0	0	0	0	0	0	0	0	0	0	0	0	3	35	25 to 35	100.0	1	33.3
15/06/2021	04:00	0	0	3	2	1	0	1	2	0	0	0	0	0	0	0	0	0	0	0	9	47.5	25 to 35	66.7	4	44.4
15/06/2021	05:00	0	0	3	5	5	2	3	3	1	0	0	0	0	0	0	0	0	0	0	22	46.7	25 to 35	59.1	14	63.6
15/06/2021	06:00	0	3	15	28	18	11	4	2	0	0	0	0	0	0	0	0	0	0	0	81	37.3	25 to 35	75.3	35	43.2
15/06/2021	07:00	1	7	30	79	38	18	4	1	0	0	0	0	0	0	0	0	0	0	0	178	34.5	25 to 35	82.6	61	34.3
15/06/2021	08:00	1	14	70	108	53	13	1	0	0	0	0	0	0	0	0	0	0	0	0	260	32.6	25 to 35	88.8	67	25.8
15/06/2021	09:00	1	4	38	118	56	19	3	0	0	0	0	0	0	0	0	0	0	0	0	239	33.8	25 to 35	88.7	78	32.6
15/06/2021	10:00	0	8	74	145	68	16	0	0	0	0	0	0	0	0	0	0	0	0	0	311	32.7	25 to 35	92.3	84	27.0
15/06/2021	11:00	2	10	42	131	53	9	3	1	0	0	0	0	0	0	0	0	0	0	0	251	32.6	25 to 35	90.0	66	26.3
15/06/2021	12:00	0	12	52	99	51	24	2	0	0	0	0	0	0	0	0	0	0	0	0	240	34	25 to 35	84.2	77	32.1
15/06/2021	13:00	0	9	54	119	51	19	2	1	0	0	0	0	0	0	0	0	0	0	0	255	33.4	25 to 35	87.8	73	28.6
15/06/2021	14:00	1	11	39	115	68	27	4	0	1	0	0	0	0	0	0	0	0	0	0	266	34.4	25 to 35	83.5	100	37.6
15/06/2021	15:00	0	9	61	158	76	25	2	1	1	0	0	0	0	0	0	0	0	0	0	333	33.6	25 to 35	88.6	105	31.5
15/06/2021	16:00	0	10	63	132	75	15	5	3	0	0	0	0	0	0	0	0	0	0	0	303	33.5	25 to 35	89.1	98	32.3
15/06/2021	17:00	0	15	52	115	59	16	2	0	0	0	0	0	0	0	0	0	0	0	0	259	33.2	25 to 35	87.3	77	29.7
15/06/2021	18:00	0	4	21	61	44	25	2	1	0	0	0	0	0	0	0	0	0	0	0	158	35.8	30 to 40	82.3	72	45.6
15/06/2021	19:00	0	3	20	40	17	13	1	1	0	0	0	0	0	0	0	0	0	0	0	95	35.4	25 to 35	81.1	32	33.7
15/06/2021	20:00	0	5	15	33	16	14	1	0	0	0	0	0	0	0	0	0	0	0	0	84	35.7	25 to 35	76.2	31	36.9
15/06/2021	21:00	1	0	0	14	14	5	1	0	0	0	0	0	0	0	0	0	0	0	0	35	36	30 to 40	94.3	20	57.1
15/06/2021	22:00	0	1	3	5	9	5	2	0	0	0	0	0	0	0	0	0	0	0	0	25	38	30 to 40	76.0	16	64.0
15/06/2021	23:00	0	0	1	2	6	2	1	1	0	0	0	0	0	0	0	0	0	0	0	13	40	30 to 40	76.9	10	76.9
24 Hr Summary		7	125	658	1511	783	283	46	19	3	0	0	0	0	0	0	0	0	0	0	3435	34	25 to 35	85.9	1134	33.0

Incoming Histogram
A170 inward
A170 Linkfoot Lane, Helmsley 30mph zone
from Thu-Apr-08-2021-11-00-AM to Wed-Jul-21-2021-06-59-PM

Date	Starting Hr:min	<15	15 to <20	20 to <25	25 to <30	30 to <35	35 to <40	40 to <45	45 to <50	50 to <55	55 to <60	60 to <65	65 to <70	70 to <75	75 to <80	80 to <85	85 to <90	90 to <95	95 to <100	100 to >105	Total Counts	85pct Speed	10MPH Pace	% in pace	# of Speeders	% Speeders
16/06/2021	00:00	0	0	1	2	1	0	1	1	0	0	0	0	0	0	0	0	0	0	0	6	45	25 to 35	66.7	3	50.0
16/06/2021	01:00	0	0	0	1	0	0	0	0	0	0	0	0	0	0	0	0	0	0	0	1	30	20 to 30	100.0	*	*
16/06/2021	02:00	0	0	0	0	1	4	3	0	0	0	0	0	0	0	0	0	0	0	0	8	43.3	35 to 45	100.0	8	100.0
16/06/2021	03:00	0	0	0	1	0	0	1	0	0	0	0	0	0	0	0	0	0	0	0	2	45	20 to 30	50.0	1	50.0
16/06/2021	04:00	0	0	1	6	6	3	2	1	0	0	0	0	0	0	0	0	0	0	0	19	40	30 to 40	78.9	12	63.2
16/06/2021	05:00	0	0	3	8	9	2	5	1	0	0	0	0	0	0	0	0	0	0	0	28	42	25 to 35	71.4	17	60.7
16/06/2021	06:00	0	2	8	35	14	12	3	1	0	0	0	0	0	0	0	0	0	0	0	75	37.1	30 to 40	81.3	30	40.0
16/06/2021	07:00	4	10	42	72	42	19	7	0	0	0	0	0	0	0	0	0	0	0	0	196	34.6	25 to 35	79.6	68	34.7
16/06/2021	08:00	0	8	61	111	60	20	1	0	0	0	0	0	0	0	0	0	0	0	0	261	33.5	25 to 35	88.9	81	31.0
16/06/2021	09:00	0	11	49	135	66	21	0	0	0	0	0	0	0	0	0	0	0	0	0	282	33.4	25 to 35	88.7	87	30.9
16/06/2021	10:00	1	6	64	138	71	20	3	0	0	0	0	0	0	0	0	0	0	0	0	303	33.5	25 to 35	90.1	94	31.0
16/06/2021	11:00	0	9	50	112	64	16	2	0	0	0	0	0	0	0	0	0	0	0	0	253	33.4	25 to 35	89.3	82	32.4
16/06/2021	12:00	1	10	42	118	55	16	2	1	0	0	0	0	0	0	0	0	0	0	0	245	33.4	25 to 35	87.8	74	30.2
16/06/2021	13:00	1	11	47	120	58	16	2	0	0	0	0	0	0	0	0	0	0	0	0	255	33.3	25 to 35	88.2	76	29.8
16/06/2021	14:00	1	10	40	119	75	18	5	2	0	0	0	0	0	0	0	0	0	0	0	270	34	25 to 35	86.7	100	37.0
16/06/2021	15:00	0	13	55	132	62	17	7	3	0	0	0	0	0	0	0	0	0	0	0	289	33.7	25 to 35	86.2	89	30.8
16/06/2021	16:00	0	8	60	138	76	16	3	0	0	0	0	0	0	0	0	0	0	0	0	301	33.3	25 to 35	91.0	95	31.6
16/06/2021	17:00	2	7	38	89	70	23	4	3	1	0	0	0	0	0	0	0	0	0	0	237	34.6	25 to 35	83.1	101	42.6
16/06/2021	18:00	0	1	25	61	46	17	5	3	0	0	0	0	0	0	0	0	0	0	0	158	35.3	25 to 35	83.5	71	44.9
16/06/2021	19:00	0	4	21	50	36	18	1	0	0	0	0	0	0	0	0	0	0	0	0	130	34.9	25 to 35	82.3	55	42.3
16/06/2021	20:00	0	1	5	29	16	7	1	0	1	0	0	0	0	0	0	0	0	0	0	60	35	30 to 40	86.7	25	41.7
16/06/2021	21:00	0	2	5	23	17	6	1	1	1	0	0	0	0	0	0	0	0	0	0	56	35.8	30 to 40	82.1	26	46.4
16/06/2021	22:00	0	0	4	10	11	3	2	0	0	0	0	0	0	0	0	0	0	0	0	30	36.7	25 to 35	83.3	16	53.3
16/06/2021	23:00	0	0	1	4	4	1	2	0	0	0	0	0	0	0	0	0	0	0	0	12	40	25 to 35	75.0	7	58.3
24 Hr Summary		10	113	622	1514	860	275	63	17	3	0	0	0	0	0	0	0	0	0	0	3477	34	25 to 35	86.2	1218	35.0

Incoming Histogram
A170 inward
A170 Linkfoot Lane, Helmsley 30mph zone
from Thu-Apr-08-2021-11-00-AM to Wed-Jul-21-2021-06-59-PM

Date	Starting Hr:min	<15	15 to <20	20 to <25	25 to <30	30 to <35	35 to <40	40 to <45	45 to <50	50 to <55	55 to <60	60 to <65	65 to <70	70 to <75	75 to <80	80 to <85	85 to <90	90 to <95	95 to <100	100 to >105	Total Counts	85pct Speed	10MPH Pace	% in pace	# of Speeders	% Speeders
17/06/2021	00:00	0	0	0	1	2	0	0	0	0	0	0	0	0	0	0	0	0	0	0	3	35	25 to 35	100.0	2	66.7
17/06/2021	01:00	0	0	0	0	0	0	0	0	0	0	0	0	0	0	0	0	0	0	0	0	0	*	*	*	*
17/06/2021	02:00	0	0	0	1	1	2	0	0	1	0	0	0	0	0	0	0	0	0	0	5	40	30 to 40	80.0	4	80.0
17/06/2021	03:00	0	0	0	0	0	1	1	0	0	0	0	0	0	0	0	0	0	0	0	2	45	35 to 45	100.0	2	100.0
17/06/2021	04:00	0	0	2	0	4	1	2	0	0	0	0	0	0	0	0	0	0	0	0	9	42.5	35 to 45	77.8	7	77.8
17/06/2021	05:00	0	0	1	3	1	1	0	0	0	0	0	0	0	0	0	0	0	0	0	6	35	25 to 35	83.3	2	33.3
17/06/2021	06:00	0	1	6	10	10	4	3	0	0	0	0	0	0	0	0	0	0	0	0	34	37.5	25 to 35	76.5	17	50.0
17/06/2021	07:00	0	7	16	43	22	8	1	0	0	0	0	0	0	0	0	0	0	0	0	97	33.6	25 to 35	83.5	31	32.0
17/06/2021	08:00	0	3	31	65	38	13	0	0	0	0	0	0	0	0	0	0	0	0	0	150	33.8	25 to 35	89.3	51	34.0
17/06/2021	09:00	1	3	38	91	35	7	1	0	0	0	0	0	0	0	0	0	0	0	0	176	32.4	25 to 35	93.2	43	24.4
17/06/2021	10:00	0	9	55	135	53	11	2	0	0	0	0	0	0	0	0	0	0	0	0	265	32.5	25 to 35	91.7	66	24.9
17/06/2021	11:00	1	14	47	126	57	19	2	1	0	0	0	0	0	0	0	0	0	0	0	267	33.4	25 to 35	86.1	79	29.6
17/06/2021	12:00	0	8	61	129	51	18	4	2	0	0	0	0	0	0	0	0	0	0	0	273	33.3	25 to 35	88.3	75	27.5
17/06/2021	13:00	0	8	39	124	67	25	2	0	1	0	0	0	0	0	0	0	0	0	0	266	34.1	25 to 35	86.5	95	35.7
17/06/2021	14:00	0	6	42	126	58	23	6	0	0	0	0	0	0	0	0	0	0	0	0	261	34.1	25 to 35	86.6	87	33.3
17/06/2021	15:00	1	7	48	133	70	17	8	0	0	0	0	0	0	0	0	0	0	0	0	284	33.7	25 to 35	88.4	95	33.5
17/06/2021	16:00	0	11	62	155	69	19	4	0	0	0	0	0	0	0	0	0	0	0	0	320	33.2	25 to 35	89.4	92	28.8
17/06/2021	17:00	0	6	32	104	63	22	5	2	0	0	0	0	0	0	0	0	0	0	0	234	34.5	25 to 35	85.0	92	39.3
17/06/2021	18:00	1	10	24	63	29	16	3	2	1	0	0	0	0	0	0	0	0	0	0	149	35	25 to 35	77.9	51	34.2
17/06/2021	19:00	2	2	15	46	38	11	3	2	0	0	0	0	0	0	0	0	0	0	0	119	34.7	25 to 35	83.2	54	45.4
17/06/2021	20:00	0	1	7	20	13	6	0	2	0	0	0	0	0	0	0	0	0	0	0	49	35.8	25 to 35	81.6	21	42.9
17/06/2021	21:00	0	0	6	18	9	8	5	0	0	0	0	0	0	0	0	0	0	0	0	46	38.8	30 to 40	76.1	22	47.8
17/06/2021	22:00	0	1	2	12	6	2	3	0	0	0	0	0	0	0	0	0	0	0	0	26	37.5	25 to 35	76.9	11	42.3
17/06/2021	23:00	0	0	0	2	3	3	2	0	0	0	0	0	0	0	0	0	0	0	0	10	40	30 to 40	80.0	8	80.0
24 Hr Summary		6	97	534	1407	699	237	57	11	3	0	0	0	0	0	0	0	0	0	0	3051	33.9	25 to 35	86.5	1007	33.0

Incoming Histogram
A170 inward
A170 Linkfoot Lane, Helmsley 30mph zone

from Thu-Apr-08-2021-11-00-AM to Wed-Jul-21-2021-06-59-PM

Date	Starting Hr:min	<15	15 to <20	20 to <25	25 to <30	30 to <35	35 to <40	40 to <45	45 to <50	50 to <55	55 to <60	60 to <65	65 to <70	70 to <75	75 to <80	80 to <85	85 to <90	90 to <95	95 to <100	100 to >105	Total Counts	85pct Speed	10MPH Pace	% in pace	# of Speeders	% Speeders
18/06/2021	00:00	0	0	0	0	1	1	0	0	0	0	0	0	0	0	0	0	0	0	0	2	40	30 to 40	100.0	2	100.0
18/06/2021	01:00	0	0	0	0	0	1	0	0	0	0	0	0	0	0	0	0	0	0	0	1	40	30 to 40	100.0	1	100.0
18/06/2021	02:00	0	0	0	1	1	2	0	1	0	1	0	0	0	0	0	0	0	0	0	6	50	30 to 40	66.7	5	83.3
18/06/2021	03:00	0	0	0	0	0	1	0	0	0	0	0	0	0	0	0	0	0	0	0	1	40	30 to 40	100.0	1	100.0
18/06/2021	04:00	0	0	1	9	5	1	4	1	0	0	0	0	0	0	0	0	0	0	0	21	42.5	25 to 35	71.4	11	52.4
18/06/2021	05:00	1	2	0	6	5	5	2	0	0	0	0	0	0	0	0	0	0	0	0	21	39	30 to 40	76.2	12	57.1
18/06/2021	06:00	0	2	12	40	22	15	6	2	0	0	0	0	0	0	0	0	0	0	0	99	37.7	30 to 40	77.8	45	45.5
18/06/2021	07:00	0	2	36	61	37	15	5	1	0	0	0	0	0	0	0	0	0	0	0	157	34.6	25 to 35	85.4	58	36.9
18/06/2021	08:00	0	13	63	122	39	11	3	2	0	0	0	0	0	0	0	0	0	0	0	253	32.2	25 to 35	88.5	55	21.7
18/06/2021	09:00	5	10	78	168	81	20	4	0	0	0	0	0	0	0	0	0	0	0	0	366	33.1	25 to 35	89.3	105	28.7
18/06/2021	10:00	1	19	122	184	60	20	2	0	0	0	0	0	0	0	0	0	0	0	0	408	31.8	25 to 35	89.7	82	20.1
18/06/2021	11:00	1	12	86	150	84	11	1	0	0	0	0	0	0	0	0	0	0	0	0	345	32.6	25 to 35	92.8	96	27.8
18/06/2021	12:00	1	10	70	138	74	17	5	0	0	0	0	0	0	0	0	0	0	0	0	315	33.3	25 to 35	89.5	96	30.5
18/06/2021	13:00	1	17	71	150	68	12	2	1	0	0	0	0	0	0	0	0	0	0	0	322	32.6	25 to 35	89.8	83	25.8
18/06/2021	14:00	0	6	59	137	45	18	5	0	0	0	0	0	0	0	0	0	0	0	0	270	33.1	25 to 35	89.3	68	25.2
18/06/2021	15:00	0	9	62	136	61	20	2	0	0	0	0	0	0	0	0	0	0	0	0	290	33.2	25 to 35	89.3	83	28.6
18/06/2021	16:00	0	6	31	67	36	10	2	0	0	0	0	0	0	0	0	0	0	0	0	152	33.5	25 to 35	88.2	48	31.6
18/06/2021	17:00	0	2	20	48	15	10	0	0	0	0	0	0	0	0	0	0	0	0	0	95	33.7	25 to 35	87.4	25	26.3
18/06/2021	18:00	1	1	11	24	15	5	1	0	0	0	0	0	0	0	0	0	0	0	0	58	34	25 to 35	86.2	21	36.2
18/06/2021	19:00	0	5	10	16	8	3	1	0	0	0	0	0	0	0	0	0	0	0	0	43	33.8	25 to 35	79.1	12	27.9
18/06/2021	20:00	0	1	1	11	3	3	1	0	0	0	0	0	0	0	0	0	0	0	0	20	36.7	30 to 40	85.0	7	35.0
18/06/2021	21:00	0	0	2	6	4	0	0	0	0	0	0	0	0	0	0	0	0	0	0	12	32.5	25 to 35	100.0	4	33.3
18/06/2021	22:00	0	0	0	6	3	5	0	1	0	0	0	0	0	0	0	0	0	0	0	15	39	30 to 40	93.3	9	60.0
18/06/2021	23:00	0	0	2	5	5	5	2	0	0	0	0	0	0	0	0	0	0	0	0	19	39	30 to 40	78.9	12	63.2
24 Hr Summary		11	117	737	1485	672	211	48	9	0	1	0	0	0	0	0	0	0	0	0	3291	33.3	25 to 35	87.9	941	28.6

Incoming Histogram
A170 inward
A170 Linkfoot Lane, Helmsley 30mph zone

from Thu-Apr-08-2021-11-00-AM to Wed-Jul-21-2021-06-59-PM

Date	Starting Hr:min	<15	15 to <20	20 to <25	25 to <30	30 to <35	35 to <40	40 to <45	45 to <50	50 to <55	55 to <60	60 to <65	65 to <70	70 to <75	75 to <80	80 to <85	85 to <90	90 to <95	95 to <100	100 to >105	Total Counts	85pct Speed	10MPH Pace	% in pace	# of Speeders	% Speeders
19/06/2021	00:00	0	0	0	2	1	2	0	0	0	0	0	0	0	0	0	0	0	0	0	5	37.5	30 to 40	100.0	3	60.0
19/06/2021	01:00	0	0	1	0	0	0	0	0	0	1	0	0	0	0	0	0	0	0	0	2	60	15 to 25	50.0	1	50.0
19/06/2021	02:00	0	0	0	0	2	0	3	0	0	0	0	0	0	0	0	0	0	0	0	5	43.3	35 to 45	100.0	5	100.0
19/06/2021	03:00	0	0	0	0	0	1	0	0	0	0	0	0	0	0	0	0	0	0	0	1	40	30 to 40	100.0	1	100.0
19/06/2021	04:00	0	0	2	3	3	1	1	0	0	0	0	0	0	0	0	0	0	0	0	10	35	25 to 35	80.0	5	50.0
19/06/2021	05:00	0	0	1	2	1	0	2	0	0	0	0	0	0	0	0	0	0	0	0	6	42.5	25 to 35	66.7	3	50.0
19/06/2021	06:00	0	0	2	13	7	6	1	1	0	0	0	0	0	0	0	0	0	0	0	30	38.3	30 to 40	86.7	15	50.0
19/06/2021	07:00	0	0	10	37	13	7	0	0	0	0	0	0	0	0	0	0	0	0	0	67	33.8	25 to 35	89.6	20	29.9
19/06/2021	08:00	0	6	25	66	40	13	1	0	0	1	0	0	0	0	0	0	0	0	0	152	34	25 to 35	86.2	55	36.2
19/06/2021	09:00	1	7	46	114	66	12	2	0	0	0	0	0	0	0	0	0	0	0	0	248	33.3	25 to 35	91.1	80	32.3
19/06/2021	10:00	1	15	82	153	56	16	0	0	0	0	0	0	0	0	0	0	0	0	0	323	32.1	25 to 35	90.1	72	22.3
19/06/2021	11:00	0	5	39	138	57	18	1	0	0	0	0	0	0	0	0	0	0	0	0	258	33.2	25 to 35	90.7	76	29.5
19/06/2021	12:00	2	13	48	112	59	12	5	0	0	0	0	0	0	0	0	0	0	0	0	251	33.2	25 to 35	87.3	76	30.3
19/06/2021	13:00	1	12	58	85	48	14	3	0	0	0	0	0	0	0	0	0	0	0	0	221	33.3	25 to 35	86.4	65	29.4
19/06/2021	14:00	0	0	50	116	52	8	2	0	0	0	0	0	0	0	0	0	0	0	0	228	32.7	25 to 35	95.6	62	27.2
19/06/2021	15:00	0	9	46	84	43	11	2	0	0	0	0	0	0	0	0	0	0	0	0	195	33.1	25 to 35	88.7	56	28.7
19/06/2021	16:00	0	12	34	83	55	21	4	0	0	0	0	0	0	0	0	0	0	0	0	209	34.5	25 to 35	82.3	80	38.3
19/06/2021	17:00	2	6	34	116	62	16	0	0	0	0	0	0	0	0	0	0	0	0	0	236	33.5	25 to 35	89.8	78	33.1
19/06/2021	18:00	1	2	27	72	48	21	5	1	1	0	0	0	0	0	0	0	0	0	0	178	35.2	25 to 35	82.6	76	42.7
19/06/2021	19:00	0	5	16	59	37	18	5	3	0	0	0	0	0	0	0	0	0	0	0	143	36.4	30 to 40	79.7	63	44.1
19/06/2021	20:00	0	1	6	38	22	10	2	0	0	0	0	0	0	0	0	0	0	0	0	79	35	30 to 40	88.6	34	43.0
19/06/2021	21:00	0	0	7	24	10	4	2	1	0	0	0	0	0	0	0	0	0	0	0	48	35	25 to 35	85.4	17	35.4
19/06/2021	22:00	0	0	5	12	9	3	1	0	0	0	0	0	0	0	0	0	0	0	0	30	35	25 to 35	86.7	13	43.3
19/06/2021	23:00	0	0	3	9	3	5	0	1	0	0	0	0	0	0	0	0	0	0	0	21	38	30 to 40	81.0	9	42.9
24 Hr Summary		8	93	542	1338	694	219	42	7	1	2	0	0	0	0	0	0	0	0	0	2946	33.8	25 to 35	87.4	965	32.8

Incoming Histogram
A170 inward
A170 Linkfoot Lane, Helmsley 30mph zone

from Thu-Apr-08-2021-11-00-AM to Wed-Jul-21-2021-06-59-PM

Date	Starting Hr:min	<15	15 to <20	20 to <25	25 to <30	30 to <35	35 to <40	40 to <45	45 to <50	50 to <55	55 to <60	60 to <65	65 to <70	70 to <75	75 to <80	80 to <85	85 to <90	90 to <95	95 to <100	100 to >105	Total Counts	85pct Speed	10MPH Pace	% in pace	# of Speeders	% Speeders
20/06/2021	00:00	0	1	2	3	1	4	1	1	0	0	1	0	0	0	0	0	0	0	0	14	45	30 to 40	57.1	8	57.1
20/06/2021	01:00	0	0	0	0	0	1	0	0	0	0	0	0	0	0	0	0	0	0	0	1	40	30 to 40	100.0	1	100.0
20/06/2021	02:00	0	0	0	0	0	0	0	0	0	0	0	0	0	0	0	0	0	0	0	0	0	*	*	*	*
20/06/2021	03:00	0	0	0	0	0	0	0	1	0	0	0	0	0	0	0	0	0	0	0	1	50	40 to 50	100.0	1	100.0
20/06/2021	04:00	0	0	0	1	0	0	0	0	0	0	0	0	0	0	0	0	0	0	0	1	30	20 to 30	100.0	*	*
20/06/2021	05:00	0	0	0	3	2	2	0	0	0	0	0	0	0	0	0	0	0	0	0	7	37.5	30 to 40	100.0	4	57.1
20/06/2021	06:00	0	0	1	4	5	2	0	0	0	0	0	0	0	0	0	0	0	0	0	12	35	30 to 40	91.7	7	58.3
20/06/2021	07:00	0	0	7	14	7	3	3	0	0	0	0	0	0	0	0	0	0	0	0	34	36.7	25 to 35	82.4	13	38.2
20/06/2021	08:00	0	1	10	46	14	4	3	0	0	0	0	0	0	0	0	0	0	0	0	78	33.2	25 to 35	89.7	21	26.9
20/06/2021	09:00	0	8	36	95	41	11	1	1	0	0	0	0	0	0	0	0	0	0	0	193	33	25 to 35	89.1	54	28.0
20/06/2021	10:00	4	8	58	146	57	15	1	0	0	0	0	0	0	0	0	0	0	0	0	289	32.6	25 to 35	90.3	73	25.3
20/06/2021	11:00	0	12	65	146	64	18	3	0	0	0	0	0	0	0	0	0	0	0	0	308	33	25 to 35	89.3	85	27.6
20/06/2021	12:00	0	14	70	150	73	18	4	1	0	0	0	0	0	0	0	0	0	0	0	330	33.2	25 to 35	88.8	96	29.1
20/06/2021	13:00	0	13	64	112	60	18	3	0	0	0	0	0	0	0	0	0	0	0	0	270	33.4	25 to 35	87.4	81	30.0
20/06/2021	14:00	0	8	45	125	54	15	2	0	1	0	0	0	0	0	0	0	0	0	0	250	33.1	25 to 35	89.6	72	28.8
20/06/2021	15:00	0	5	42	119	63	22	3	0	0	0	0	0	0	0	0	0	0	0	0	254	34	25 to 35	88.2	88	34.6
20/06/2021	16:00	1	6	50	102	67	15	1	0	0	0	0	0	0	0	0	0	0	0	0	242	33.5	25 to 35	90.5	83	34.3
20/06/2021	17:00	0	12	43	98	69	21	4	2	0	0	0	0	0	0	0	0	0	0	0	249	34.3	25 to 35	84.3	96	38.6
20/06/2021	18:00	0	0	28	66	58	19	5	0	1	0	0	0	0	0	0	0	0	0	0	177	34.8	25 to 35	85.9	83	46.9
20/06/2021	19:00	0	1	11	40	39	13	4	2	0	0	0	0	0	0	0	0	0	0	0	110	36.2	30 to 40	83.6	58	52.7
20/06/2021	20:00	0	0	3	39	17	9	4	1	1	0	0	0	0	0	0	0	0	0	0	74	37.2	30 to 40	87.8	32	43.2
20/06/2021	21:00	0	1	8	16	9	10	2	3	0	1	0	0	0	0	0	0	0	0	0	50	39	30 to 40	70.0	25	50.0
20/06/2021	22:00	0	0	2	5	2	2	0	0	0	0	0	0	0	0	0	0	0	0	0	11	35	25 to 35	81.8	4	36.4
20/06/2021	23:00	0	0	0	2	1	1	1	1	0	0	0	0	0	0	0	0	0	0	0	6	45	30 to 40	66.7	4	66.7
24 Hr Summary		5	90	545	1332	703	223	45	13	3	1	1	0	0	0	0	0	0	0	0	2961	33.9	25 to 35	87.1	989	33.4

Incoming Histogram
A170 inward
A170 Linkfoot Lane, Helmsley 30mph zone
from Thu-Apr-08-2021-11-00-AM to Wed-Jul-21-2021-06-59-PM

Date	Starting Hr:min	<15	15 to <20	20 to <25	25 to <30	30 to <35	35 to <40	40 to <45	45 to <50	50 to <55	55 to <60	60 to <65	65 to <70	70 to <75	75 to <80	80 to <85	85 to <90	90 to <95	95 to <100	100 to >105	Total Counts	85pct Speed	10MPH Pace	% in pace	# of Speeders	% Speeders
21/06/2021	00:00	0	0	0	0	2	0	0	1	0	0	0	0	0	0	0	0	0	0	0	3	50	25 to 35	66.7	3	100.0
21/06/2021	01:00	0	0	0	0	0	0	3	0	1	0	0	0	0	0	0	0	0	0	0	4	45	45 to 55	100.0	4	100.0
21/06/2021	02:00	0	0	1	1	0	2	0	1	0	0	0	0	0	0	0	0	0	0	0	5	40	30 to 40	60.0	3	60.0
21/06/2021	03:00	0	0	0	1	0	1	3	1	0	0	0	0	0	0	0	0	0	0	0	6	45	40 to 50	83.3	5	83.3
21/06/2021	04:00	0	0	1	3	3	3	2	0	0	0	0	0	0	0	0	0	0	0	0	12	40	30 to 40	75.0	8	66.7
21/06/2021	05:00	0	0	5	5	14	10	5	1	0	0	0	0	0	0	0	0	0	0	0	40	40	30 to 40	72.5	30	75.0
21/06/2021	06:00	0	0	8	28	21	13	3	1	0	0	0	0	0	0	0	0	0	0	0	74	37.3	30 to 40	83.8	38	51.4
21/06/2021	07:00	1	7	39	96	40	13	3	1	0	0	0	0	0	0	0	0	0	0	0	200	33.4	25 to 35	87.5	57	28.5
21/06/2021	08:00	0	10	59	127	55	11	1	0	0	0	0	0	0	0	0	0	0	0	0	263	32.5	25 to 35	91.6	67	25.5
21/06/2021	09:00	0	15	74	105	48	10	2	1	0	0	0	0	0	0	0	0	0	0	0	255	32.4	25 to 35	89.0	61	23.9
21/06/2021	10:00	0	9	63	119	41	10	0	0	0	0	0	0	0	0	0	0	0	0	0	242	31.8	25 to 35	92.1	51	21.1
21/06/2021	11:00	0	8	56	124	62	27	3	0	0	0	0	0	0	0	0	0	0	0	0	280	34	25 to 35	86.4	92	32.9
21/06/2021	12:00	1	6	44	110	54	12	2	1	0	0	0	0	0	0	0	0	0	0	0	230	33.2	25 to 35	90.4	69	30.0
21/06/2021	13:00	1	17	52	104	57	15	4	3	0	1	0	0	0	0	0	0	0	0	0	254	33.7	25 to 35	83.9	80	31.5
21/06/2021	14:00	1	13	60	128	50	19	3	2	0	0	0	0	0	0	0	0	0	0	0	276	33.3	25 to 35	86.2	74	26.8
21/06/2021	15:00	0	9	60	121	68	16	1	0	0	0	0	0	0	0	0	0	0	0	0	275	33.2	25 to 35	90.5	85	30.9
21/06/2021	16:00	2	9	62	105	58	13	1	0	0	0	0	0	0	0	0	0	0	0	0	250	32.9	25 to 35	90.0	72	28.8
21/06/2021	17:00	0	10	36	84	52	13	2	0	0	1	0	0	0	0	0	0	0	0	0	198	33.7	25 to 35	86.9	68	34.3
21/06/2021	18:00	0	3	23	63	33	13	4	1	0	0	0	0	0	0	0	0	0	0	0	140	34.5	25 to 35	85.0	51	36.4
21/06/2021	19:00	3	2	9	37	21	5	3	0	0	0	0	0	0	0	0	0	0	0	0	80	34	25 to 35	83.8	29	36.3
21/06/2021	20:00	1	0	1	7	13	8	2	2	1	0	0	0	0	0	0	0	0	0	0	35	40	30 to 40	80.0	26	74.3
21/06/2021	21:00	0	1	2	16	14	4	1	0	0	0	0	0	0	0	0	0	0	0	0	38	34.6	30 to 40	89.5	19	50.0
21/06/2021	22:00	0	1	7	6	3	3	0	0	0	0	0	0	0	0	0	0	0	0	0	20	35	25 to 35	80.0	6	30.0
21/06/2021	23:00	0	0	0	4	6	3	1	0	0	0	0	0	0	0	0	0	0	0	0	14	38.3	30 to 40	92.9	10	71.4
24 Hr Summary		10	120	662	1394	715	224	49	16	2	2	0	0	0	0	0	0	0	0	0	3194	33.7	25 to 35	86.8	1008	31.6

Incoming Histogram
A170 inward
A170 Linkfoot Lane, Helmsley 30mph zone
from Thu-Apr-08-2021-11-00-AM to Wed-Jul-21-2021-06-59-PM

Date	Starting Hr:min	<15	15 to <20	20 to <25	25 to <30	30 to <35	35 to <40	40 to <45	45 to <50	50 to <55	55 to <60	60 to <65	65 to <70	70 to <75	75 to <80	80 to <85	85 to <90	90 to <95	95 to <100	100 to >105	Total Counts	85pct Speed	10MPH Pace	% in pace	# of Speeders	% Speeders
22/06/2021	00:00	0	0	0	2	0	0	0	0	0	0	0	0	0	0	0	0	0	0	0	2	30	20 to 30	100.0	*	*
22/06/2021	01:00	0	0	0	1	0	0	0	2	1	0	0	0	0	0	0	0	0	0	0	4	50	45 to 55	75.0	3	75.0
22/06/2021	02:00	0	0	0	0	1	2	0	1	1	0	0	0	0	0	0	0	0	0	0	5	50	30 to 40	60.0	5	100.0
22/06/2021	03:00	0	0	0	1	0	2	0	2	0	0	0	0	0	0	0	0	0	0	0	5	47.5	40 to 50	80.0	4	80.0
22/06/2021	04:00	0	0	5	2	2	2	3	0	0	0	0	0	0	0	0	0	0	0	0	14	41.7	25 to 35	64.3	7	50.0
22/06/2021	05:00	0	0	1	12	13	3	3	0	1	0	0	0	0	0	0	0	0	0	0	33	38.3	30 to 40	84.8	20	60.6
22/06/2021	06:00	0	2	5	26	27	13	6	1	0	0	0	0	0	0	0	0	0	0	0	80	38.1	30 to 40	82.5	47	58.8
22/06/2021	07:00	0	4	32	82	43	23	4	1	0	0	0	0	0	0	0	0	0	0	0	189	35	25 to 35	83.1	71	37.6
22/06/2021	08:00	2	20	73	115	59	13	4	0	0	0	0	0	0	0	0	0	0	0	0	286	32.8	25 to 35	86.4	76	26.6
22/06/2021	09:00	0	12	57	129	59	17	1	0	0	0	0	0	0	0	0	0	0	0	0	275	33.1	25 to 35	89.1	77	28.0
22/06/2021	10:00	1	8	51	118	69	6	0	0	0	0	0	0	0	0	0	0	0	0	0	253	32.7	25 to 35	94.1	75	29.6
22/06/2021	11:00	0	4	46	109	68	16	2	0	0	0	0	0	0	0	0	0	0	0	0	245	33.6	25 to 35	91.0	86	35.1
22/06/2021	12:00	1	7	34	106	52	11	0	1	0	0	0	0	0	0	0	0	0	0	0	212	33.1	25 to 35	90.6	64	30.2
22/06/2021	13:00	0	7	39	116	65	14	3	0	0	0	0	0	0	0	0	0	0	0	0	244	33.5	25 to 35	90.2	82	33.6
22/06/2021	14:00	2	12	68	105	49	13	2	0	0	0	0	0	0	0	0	0	0	0	0	251	32.7	25 to 35	88.4	64	25.5
22/06/2021	15:00	1	12	71	115	53	15	4	1	0	0	0	0	0	0	0	0	0	0	0	272	33	25 to 35	87.9	73	26.8
22/06/2021	16:00	0	12	65	127	73	14	2	0	0	0	0	0	0	0	0	0	0	0	0	293	33.1	25 to 35	90.4	89	30.4
22/06/2021	17:00	0	5	53	106	60	22	4	0	0	0	0	0	0	0	0	0	0	0	0	250	34	25 to 35	87.6	86	34.4
22/06/2021	18:00	0	2	33	75	39	17	6	1	0	0	0	0	0	0	0	0	0	0	0	173	34.7	25 to 35	85.0	63	36.4
22/06/2021	19:00	0	1	19	38	30	14	1	0	0	0	0	0	0	0	0	0	0	0	0	103	35	25 to 35	84.5	45	43.7
22/06/2021	20:00	0	2	7	23	15	6	2	0	0	0	0	0	0	0	0	0	0	0	0	55	35	25 to 35	81.8	23	41.8
22/06/2021	21:00	0	0	7	16	8	3	2	0	0	0	0	0	0	0	0	0	0	0	0	36	35	25 to 35	86.1	13	36.1
22/06/2021	22:00	0	1	1	18	9	9	1	1	0	0	0	0	0	0	0	0	0	0	0	40	37.8	30 to 40	90.0	20	50.0
22/06/2021	23:00	0	0	0	1	3	2	1	0	0	1	0	0	0	0	0	0	0	0	0	8	45	30 to 40	75.0	7	87.5
24 Hr Summary		7	111	667	1443	797	237	51	11	3	1	0	0	0	0	0	0	0	0	0	3328	33.8	25 to 35	87.3	1100	33.1

Incoming Histogram
A170 inward
A170 Linkfoot Lane, Helmsley 30mph zone

from Thu-Apr-08-2021-11-00-AM to Wed-Jul-21-2021-06-59-PM

Date	Starting Hr:min	<15	15 to <20	20 to <25	25 to <30	30 to <35	35 to <40	40 to <45	45 to <50	50 to <55	55 to <60	60 to <65	65 to <70	70 to <75	75 to <80	80 to <85	85 to <90	90 to <95	95 to <100	100 to >105	Total Counts	85pct Speed	10MPH Pace	% in pace	# of Speeders	% Speeders
23/06/2021	00:00	0	0	0	0	0	0	1	0	0	0	0	0	0	0	0	0	0	0	0	1	45	35 to 45	100.0	1	100.0
23/06/2021	01:00	0	0	0	0	0	1	0	1	2	0	0	0	0	0	0	0	0	0	0	4	52.5	45 to 55	75.0	4	100.0
23/06/2021	02:00	0	0	1	4	2	1	2	0	0	0	0	0	0	0	0	0	0	0	0	10	40	25 to 35	70.0	5	50.0
23/06/2021	03:00	0	0	0	0	1	1	0	0	0	0	0	0	0	0	0	0	0	0	0	2	40	30 to 40	100.0	2	100.0
23/06/2021	04:00	0	0	0	3	1	1	3	0	0	0	0	0	0	0	0	0	0	0	0	8	43.3	30 to 40	62.5	5	62.5
23/06/2021	05:00	0	1	0	5	7	6	5	1	0	0	0	0	0	0	0	0	0	0	0	25	42	30 to 40	72.0	19	76.0
23/06/2021	06:00	0	1	1	27	31	9	4	2	0	0	0	0	0	0	0	0	0	0	0	75	37.2	30 to 40	89.3	46	61.3
23/06/2021	07:00	0	3	33	75	45	10	5	0	0	0	0	0	0	0	0	0	0	0	0	171	33.8	25 to 35	89.5	60	35.1
23/06/2021	08:00	0	16	54	99	56	21	2	0	0	0	0	0	0	0	0	0	0	0	0	248	33.8	25 to 35	84.3	79	31.9
23/06/2021	09:00	0	8	61	106	65	21	1	0	0	0	0	0	0	0	0	0	0	0	0	262	33.7	25 to 35	88.5	87	33.2
23/06/2021	10:00	0	12	62	136	64	12	2	0	0	0	0	0	0	0	0	0	0	0	0	288	32.7	25 to 35	91.0	78	27.1
23/06/2021	11:00	0	9	65	124	69	13	1	0	0	0	0	0	0	0	0	0	0	0	0	281	33	25 to 35	91.8	83	29.5
23/06/2021	12:00	1	5	39	99	62	26	3	0	0	0	0	0	0	0	0	0	0	0	0	235	34.5	25 to 35	85.1	91	38.7
23/06/2021	13:00	0	6	48	108	54	23	2	0	0	0	0	0	0	0	0	0	0	0	0	241	34	25 to 35	87.1	79	32.8
23/06/2021	14:00	0	16	60	122	73	13	0	0	0	0	0	0	0	0	0	0	0	0	0	284	32.9	25 to 35	89.8	86	30.3
23/06/2021	15:00	1	12	58	157	77	23	4	1	0	0	0	0	0	0	0	0	0	0	0	333	33.6	25 to 35	87.7	105	31.5
23/06/2021	16:00	1	5	68	123	60	17	4	0	0	0	0	0	0	0	0	0	0	0	0	278	33.2	25 to 35	90.3	81	29.1
23/06/2021	17:00	0	7	49	119	66	17	3	2	0	0	0	0	0	0	0	0	0	0	0	263	33.7	25 to 35	89.0	88	33.5
23/06/2021	18:00	0	3	14	66	51	14	2	0	0	0	0	0	0	0	0	0	0	0	0	150	34.4	25 to 35	87.3	67	44.7
23/06/2021	19:00	0	1	17	53	32	8	3	0	0	0	0	0	0	0	0	0	0	0	0	114	34.1	25 to 35	89.5	43	37.7
23/06/2021	20:00	0	3	10	25	24	7	1	3	0	0	0	0	0	0	0	0	0	0	0	73	35	25 to 35	80.8	35	47.9
23/06/2021	21:00	0	0	8	17	13	5	1	1	0	0	0	0	0	0	0	0	0	0	0	45	35	25 to 35	84.4	20	44.4
23/06/2021	22:00	0	0	1	1	5	2	0	0	0	0	0	0	0	0	0	0	0	0	0	9	37.5	30 to 40	88.9	7	77.8
23/06/2021	23:00	0	0	1	5	3	2	5	0	0	0	0	0	0	0	0	0	0	0	0	16	43	30 to 40	62.5	10	62.5
24 Hr Summary		3	108	650	1474	861	253	54	11	2	0	0	0	0	0	0	0	0	0	0	3416	33.9	25 to 35	87.4	1181	34.6

Incoming Histogram
A170 inward
A170 Linkfoot Lane, Helmsley 30mph zone
from Thu-Apr-08-2021-11-00-AM to Wed-Jul-21-2021-06-59-PM

Date	Starting Hr:min	<15	15 to <20	20 to <25	25 to <30	30 to <35	35 to <40	40 to <45	45 to <50	50 to <55	55 to <60	60 to <65	65 to <70	70 to <75	75 to <80	80 to <85	85 to <90	90 to <95	95 to <100	100 to >105	Total Counts	85pct Speed	10MPH Pace	% in pace	# of Speeders	% Speeders
24/06/2021	00:00	0	0	0	0	0	1	1	0	0	0	0	0	0	0	0	0	0	0	0	2	45	35 to 45	100.0	2	100.0
24/06/2021	01:00	0	0	0	0	0	1	0	1	0	0	0	0	0	0	0	0	0	0	0	2	50	40 to 50	100.0	2	100.0
24/06/2021	02:00	0	0	0	1	1	1	2	1	0	0	0	0	0	0	0	0	0	0	0	6	45	35 to 45	66.7	5	83.3
24/06/2021	03:00	0	0	0	0	0	1	2	0	0	0	0	0	0	0	0	0	0	0	0	3	45	35 to 45	100.0	3	100.0
24/06/2021	04:00	0	0	0	5	3	0	2	1	1	0	0	0	0	0	0	0	0	0	0	12	45	25 to 35	66.7	7	58.3
24/06/2021	05:00	0	0	1	5	4	4	3	1	0	0	0	0	0	0	0	0	0	0	0	18	41.7	30 to 40	72.2	12	66.7
24/06/2021	06:00	0	0	13	30	26	22	4	2	0	0	0	0	0	0	0	0	0	0	0	97	38	30 to 40	80.4	54	55.7
24/06/2021	07:00	0	4	35	74	40	9	5	0	0	0	0	0	0	0	0	0	0	0	0	167	33.6	25 to 35	89.2	54	32.3
24/06/2021	08:00	0	9	51	133	65	24	2	0	0	0	0	0	0	0	0	0	0	0	0	284	33.7	25 to 35	87.7	91	32.0
24/06/2021	09:00	1	10	55	116	77	17	5	1	0	0	0	0	0	0	0	0	0	0	0	282	33.8	25 to 35	87.9	100	35.5
24/06/2021	10:00	1	5	51	151	87	11	2	0	0	0	0	0	0	0	0	0	0	0	0	308	33.1	25 to 35	93.8	100	32.5
24/06/2021	11:00	3	19	77	138	51	15	2	0	0	0	0	0	0	0	0	0	0	0	0	305	32.2	25 to 35	87.2	68	22.3
24/06/2021	12:00	6	23	40	115	70	12	3	0	0	0	0	0	0	0	0	0	0	0	0	269	33.2	25 to 35	83.6	85	31.6
24/06/2021	13:00	1	10	50	121	52	16	3	0	0	0	0	0	0	0	0	0	0	0	0	253	33.2	25 to 35	88.1	71	28.1
24/06/2021	14:00	0	10	18	61	33	5	2	2	0	0	0	0	0	0	0	0	0	0	0	131	33.3	25 to 35	85.5	42	32.1
24/06/2021	15:00	0	11	40	94	45	9	2	0	0	0	0	0	0	0	0	0	0	0	0	201	32.9	25 to 35	89.1	56	27.9
24/06/2021	16:00	0	9	50	122	62	18	3	0	0	0	0	0	0	0	0	0	0	0	0	264	33.5	25 to 35	88.6	83	31.4
24/06/2021	17:00	1	9	38	98	33	20	5	2	1	0	0	0	0	0	0	0	0	0	0	207	34.5	25 to 35	81.6	61	29.5
24/06/2021	18:00	0	2	14	52	41	20	8	2	0	0	0	0	0	0	0	0	0	0	0	139	37.2	30 to 40	81.3	71	51.1
24/06/2021	19:00	0	4	19	48	25	8	2	1	0	0	0	0	0	0	0	0	0	0	0	107	34	25 to 35	86.0	36	33.6
24/06/2021	20:00	0	1	6	27	27	5	3	2	0	0	0	0	0	0	0	0	0	0	0	71	34.8	25 to 35	84.5	37	52.1
24/06/2021	21:00	0	1	4	17	11	4	2	0	0	0	0	0	0	0	0	0	0	0	0	39	35	25 to 35	82.1	17	43.6
24/06/2021	22:00	0	1	3	5	4	4	1	0	0	0	0	0	0	0	0	0	0	0	0	18	37.5	30 to 40	72.2	9	50.0
24/06/2021	23:00	0	0	3	0	0	2	1	1	0	0	0	0	0	0	0	0	0	0	0	7	45	40 to 50	57.1	4	57.1
24 Hr Summary		13	128	568	1413	757	229	65	17	2	0	0	0	0	0	0	0	0	0	0	3192	33.9	25 to 35	85.8	1070	33.5

Incoming Histogram
A170 inward
A170 Linkfoot Lane, Helmsley 30mph zone
from Thu-Apr-08-2021-11-00-AM to Wed-Jul-21-2021-06-59-PM

Date	Starting Hr:min	<15	15 to <20	20 to <25	25 to <30	30 to <35	35 to <40	40 to <45	45 to <50	50 to <55	55 to <60	60 to <65	65 to <70	70 to <75	75 to <80	80 to <85	85 to <90	90 to <95	95 to <100	100 to >105	Total Counts	85pct Speed	10MPH Pace	% in pace	# of Speeders	% Speeders
25/06/2021	00:00	0	0	0	0	1	0	0	1	0	0	0	0	0	0	0	0	0	0	0	2	50	25 to 35	50.0	2	100.0
25/06/2021	01:00	0	0	0	0	0	0	0	0	0	0	0	0	0	0	0	0	0	0	0	0	0	*	*	*	*
25/06/2021	02:00	0	0	0	0	1	0	0	0	1	0	0	0	0	0	0	0	0	0	0	2	55	25 to 35	50.0	2	100.0
25/06/2021	03:00	0	0	0	0	1	0	1	0	0	0	0	0	0	0	0	0	0	0	0	2	45	35 to 45	100.0	2	100.0
25/06/2021	04:00	0	0	0	0	1	2	0	0	0	1	0	0	0	0	0	0	0	0	0	4	40	30 to 40	75.0	4	100.0
25/06/2021	05:00	0	1	3	2	5	3	1	1	0	0	0	0	0	0	0	0	0	0	0	16	40	25 to 35	62.5	10	62.5
25/06/2021	06:00	0	2	5	11	7	3	1	0	0	0	0	0	0	0	0	0	0	0	0	29	35	25 to 35	79.3	11	37.9
25/06/2021	07:00	0	2	15	36	20	12	0	0	0	0	0	0	0	0	0	0	0	0	0	85	34.8	25 to 35	83.5	32	37.6
25/06/2021	08:00	0	7	36	64	32	10	0	0	0	0	0	0	0	0	0	0	0	0	0	149	33.1	25 to 35	88.6	42	28.2
25/06/2021	09:00	0	7	53	93	43	3	1	0	0	0	0	0	0	0	0	0	0	0	0	200	32	25 to 35	94.5	47	23.5
25/06/2021	10:00	2	13	79	135	58	7	1	0	0	0	0	0	0	0	0	0	0	0	0	295	31.9	25 to 35	92.2	66	22.4
25/06/2021	11:00	2	10	47	153	54	19	2	1	0	0	0	0	0	0	0	0	0	0	0	288	33.1	25 to 35	88.2	76	26.4
25/06/2021	12:00	1	8	65	144	60	10	1	0	0	0	0	0	0	0	0	0	0	0	0	289	32.3	25 to 35	93.1	71	24.6
25/06/2021	13:00	0	11	54	81	79	14	1	0	0	0	0	0	0	0	0	0	0	0	0	240	33.7	25 to 35	89.2	94	39.2
25/06/2021	14:00	0	10	55	123	63	19	2	0	0	0	0	0	0	0	0	0	0	0	0	272	33.4	25 to 35	88.6	84	30.9
25/06/2021	15:00	2	10	62	125	58	14	2	0	0	0	0	0	0	0	0	0	0	0	0	273	32.8	25 to 35	89.7	74	27.1
25/06/2021	16:00	0	8	42	102	51	19	2	0	0	0	0	0	0	0	0	0	0	0	0	224	33.7	25 to 35	87.1	72	32.1
25/06/2021	17:00	0	16	93	74	13	3	1	1	0	0	0	0	0	0	0	0	0	0	0	201	29.2	20 to 30	91.0	18	9.0
25/06/2021	18:00	0	8	50	61	17	5	1	2	0	0	0	0	0	0	0	0	0	0	0	144	30.9	25 to 35	88.9	25	17.4
25/06/2021	19:00	0	2	4	38	17	6	5	2	0	0	0	0	0	0	0	0	0	0	0	74	36.7	30 to 40	82.4	30	40.5
25/06/2021	20:00	0	0	10	21	15	6	2	1	1	0	0	0	0	0	0	0	0	0	0	56	36.7	25 to 35	82.1	25	44.6
25/06/2021	21:00	0	1	8	17	14	5	1	0	0	0	0	0	0	0	0	0	0	0	0	46	34.6	25 to 35	84.8	20	43.5
25/06/2021	22:00	0	0	3	8	7	6	0	2	0	0	0	0	0	0	0	0	0	0	0	26	38.3	30 to 40	80.8	15	57.7
25/06/2021	23:00	0	0	2	5	1	1	2	0	0	0	0	0	0	0	0	0	0	0	0	11	40	25 to 35	72.7	4	36.4
24 Hr Summary		7	116	686	1293	618	167	27	11	2	1	0	0	0	0	0	0	0	0	0	2928	33.1	25 to 35	88.7	826	28.2

Incoming Histogram
A170 inward
A170 Linkfoot Lane, Helmsley 30mph zone
from Thu-Apr-08-2021-11-00-AM to Wed-Jul-21-2021-06-59-PM

Date	Starting Hr:min	<15	15 to <20	20 to <25	25 to <30	30 to <35	35 to <40	40 to <45	45 to <50	50 to <55	55 to <60	60 to <65	65 to <70	70 to <75	75 to <80	80 to <85	85 to <90	90 to <95	95 to <100	100 to >105	Total Counts	85pct Speed	10MPH Pace	% in pace	# of Speeders	% Speeders
26/06/2021	00:00	0	0	1	1	1	4	0	1	0	0	0	0	0	0	0	0	0	0	0	8	40	30 to 40	75.0	6	75.0
26/06/2021	01:00	0	0	0	0	1	1	0	0	0	1	0	0	0	0	0	0	0	0	0	3	60	30 to 40	66.7	3	100.0
26/06/2021	02:00	0	0	0	2	5	2	0	0	0	0	0	0	0	0	0	0	0	0	0	9	37.5	30 to 40	100.0	7	77.8
26/06/2021	03:00	0	0	0	0	0	2	0	0	0	0	0	0	0	0	0	0	0	0	0	2	40	30 to 40	100.0	2	100.0
26/06/2021	04:00	0	0	0	2	1	1	1	0	0	0	0	0	0	0	0	0	0	0	0	5	40	30 to 40	80.0	3	60.0
26/06/2021	05:00	0	0	1	4	3	6	1	1	0	0	0	0	0	0	0	0	0	0	0	16	40	30 to 40	81.3	11	68.8
26/06/2021	06:00	0	0	3	10	11	6	2	2	0	0	0	0	0	0	0	0	0	0	0	34	39.2	30 to 40	79.4	21	61.8
26/06/2021	07:00	0	2	12	33	16	8	1	0	0	0	0	0	0	0	0	0	0	0	0	72	34.4	25 to 35	84.7	25	34.7
26/06/2021	08:00	1	2	30	75	43	9	1	0	0	0	0	0	0	0	0	0	0	0	0	161	33.4	25 to 35	91.9	53	32.9
26/06/2021	09:00	2	12	59	121	43	11	1	1	0	0	0	0	0	0	0	0	0	0	0	250	32.1	25 to 35	89.2	56	22.4
26/06/2021	10:00	2	5	61	151	60	10	2	0	0	0	0	0	0	0	0	0	0	0	0	291	32.3	25 to 35	93.5	72	24.7
26/06/2021	11:00	0	12	58	110	55	6	2	0	0	0	0	0	0	0	0	0	0	0	0	243	32.5	25 to 35	91.8	63	25.9
26/06/2021	12:00	1	9	50	129	54	7	2	0	0	0	0	0	0	0	0	0	0	0	0	252	32.3	25 to 35	92.5	63	25.0
26/06/2021	13:00	1	6	51	110	45	13	3	0	0	0	0	0	0	0	0	0	0	0	0	229	33	25 to 35	90.0	61	26.6
26/06/2021	14:00	2	1	57	103	41	9	1	0	0	0	0	0	0	0	0	0	0	0	0	214	32.3	25 to 35	93.9	51	23.8
26/06/2021	15:00	2	7	31	108	38	10	4	0	0	0	0	0	0	0	0	0	0	0	0	200	32.9	25 to 35	88.5	52	26.0
26/06/2021	16:00	3	7	46	104	60	10	2	0	1	0	0	0	0	0	0	0	0	0	0	233	33.2	25 to 35	90.1	73	31.3
26/06/2021	17:00	0	3	46	85	59	13	4	0	0	0	0	0	0	0	0	0	0	0	0	210	33.7	25 to 35	90.5	76	36.2
26/06/2021	18:00	0	4	26	56	50	19	2	1	0	0	0	0	0	0	0	0	0	0	0	158	34.8	25 to 35	83.5	72	45.6
26/06/2021	19:00	2	3	15	35	27	10	2	0	0	0	0	0	0	0	0	0	0	0	0	94	34.6	25 to 35	81.9	39	41.5
26/06/2021	20:00	0	4	11	38	20	3	4	0	1	0	0	0	0	0	0	0	0	0	0	81	34	25 to 35	85.2	28	34.6
26/06/2021	21:00	0	0	5	18	22	5	3	2	0	0	0	0	0	0	0	0	0	0	0	55	37	25 to 35	81.8	32	58.2
26/06/2021	22:00	0	0	2	12	9	3	2	0	0	0	0	0	0	0	0	0	0	0	0	28	36.7	30 to 40	85.7	14	50.0
26/06/2021	23:00	0	1	1	7	1	3	2	1	0	0	0	0	0	0	0	0	0	0	0	16	42.5	30 to 40	68.8	7	43.8
24 Hr Summary		16	78	566	1314	665	171	42	9	2	1	0	0	0	0	0	0	0	0	0	2864	33.5	25 to 35	88.9	890	31.1

Incoming Histogram
A170 inward
A170 Linkfoot Lane, Helmsley 30mph zone

from Thu-Apr-08-2021-11-00-AM to Wed-Jul-21-2021-06-59-PM

Date	Starting Hr:min	<15	15 to <20	20 to <25	25 to <30	30 to <35	35 to <40	40 to <45	45 to <50	50 to <55	55 to <60	60 to <65	65 to <70	70 to <75	75 to <80	80 to <85	85 to <90	90 to <95	95 to <100	100 to >105	Total Counts	85pct Speed	10MPH Pace	% in pace	# of Speeders	% Speeders
27/06/2021	00:00	0	0	2	4	3	1	1	0	0	0	0	0	0	0	0	0	0	0	0	11	35	25 to 35	81.8	5	45.5
27/06/2021	01:00	0	0	0	0	1	0	0	0	1	0	0	0	0	0	0	0	0	0	0	2	55	25 to 35	50.0	2	100.0
27/06/2021	02:00	0	0	0	0	2	1	0	0	0	0	0	0	0	0	0	0	0	0	0	3	40	30 to 40	100.0	3	100.0
27/06/2021	03:00	0	0	0	0	0	1	0	1	0	0	0	0	0	0	0	0	0	0	0	2	50	40 to 50	100.0	2	100.0
27/06/2021	04:00	0	0	0	1	0	0	1	0	0	0	0	0	0	0	0	0	0	0	0	2	45	20 to 30	50.0	1	50.0
27/06/2021	05:00	0	0	0	1	3	2	0	0	0	0	0	0	0	0	0	0	0	0	0	6	37.5	30 to 40	100.0	5	83.3
27/06/2021	06:00	0	2	2	9	3	6	2	0	1	0	0	0	0	0	0	0	0	0	0	25	39.2	30 to 40	72.0	12	48.0
27/06/2021	07:00	1	1	8	17	13	2	1	0	0	0	0	0	0	0	0	0	0	0	0	43	33.8	25 to 35	88.4	16	37.2
27/06/2021	08:00	0	5	14	49	30	10	3	0	1	0	0	0	0	0	0	0	0	0	0	112	34.5	25 to 35	83.0	44	39.3
27/06/2021	09:00	0	7	43	90	40	9	0	0	0	0	0	0	0	0	0	0	0	0	0	189	32.6	25 to 35	91.5	49	25.9
27/06/2021	10:00	1	8	71	143	66	16	0	0	0	0	0	0	0	0	0	0	0	0	0	305	32.7	25 to 35	91.8	82	26.9
27/06/2021	11:00	4	12	82	174	54	13	2	0	0	0	0	0	0	0	0	0	0	0	0	341	31.7	25 to 35	90.9	69	20.2
27/06/2021	12:00	0	6	71	132	65	13	0	0	0	0	0	0	0	0	0	0	0	0	0	287	32.7	25 to 35	93.4	78	27.2
27/06/2021	13:00	1	5	39	137	51	13	2	0	0	0	0	0	0	0	0	0	0	0	0	248	32.8	25 to 35	91.5	66	26.6
27/06/2021	14:00	2	6	43	107	61	19	4	0	0	0	0	0	0	0	0	0	0	0	0	242	33.9	25 to 35	87.2	84	34.7
27/06/2021	15:00	1	7	47	122	83	26	0	0	0	0	0	0	0	0	0	0	0	0	0	286	34	25 to 35	88.1	109	38.1
27/06/2021	16:00	0	3	71	135	82	8	3	1	0	0	0	0	0	0	0	0	0	0	0	303	33	25 to 35	95.0	94	31.0
27/06/2021	17:00	0	4	50	91	64	18	2	1	0	0	0	0	0	0	0	0	0	0	0	230	34	25 to 35	89.1	85	37.0
27/06/2021	18:00	0	5	29	70	45	21	5	0	0	0	0	0	0	0	0	0	0	0	0	175	35	25 to 35	82.3	71	40.6
27/06/2021	19:00	0	0	13	35	32	7	6	1	0	0	0	0	0	0	0	0	0	0	0	94	35	25 to 35	85.1	46	48.9
27/06/2021	20:00	0	2	4	24	17	9	7	1	0	0	0	0	0	0	0	0	0	0	0	64	38.9	30 to 40	78.1	34	53.1
27/06/2021	21:00	0	1	1	15	7	7	0	1	0	0	0	0	0	0	0	0	0	0	0	32	37.1	30 to 40	90.6	15	46.9
27/06/2021	22:00	0	0	0	8	5	3	2	1	0	0	0	0	0	0	0	0	0	0	0	19	40	30 to 40	84.2	11	57.9
27/06/2021	23:00	0	0	2	1	0	2	1	0	0	0	0	0	0	0	0	0	0	0	0	6	40	20 to 30	50.0	3	50.0
24 Hr Summary		10	74	592	1365	727	207	42	7	3	0	0	0	0	0	0	0	0	0	0	3027	33.7	25 to 35	88.7	986	32.6

Incoming Histogram
A170 inward
A170 Linkfoot Lane, Helmsley 30mph zone

from Thu-Apr-08-2021-11-00-AM to Wed-Jul-21-2021-06-59-PM

Date	Starting Hr:min	<15	15 to <20	20 to <25	25 to <30	30 to <35	35 to <40	40 to <45	45 to <50	50 to <55	55 to <60	60 to <65	65 to <70	70 to <75	75 to <80	80 to <85	85 to <90	90 to <95	95 to <100	100 to >105	Total Counts	85pct Speed	10MPH Pace	% in pace	# of Speeders	% Speeders
28/06/2021	00:00	0	0	2	3	0	0	0	0	0	0	0	0	0	0	0	0	0	0	0	5	28.3	20 to 30	100.0	*	*
28/06/2021	01:00	0	0	0	0	1	1	1	0	1	0	0	0	0	0	0	0	0	0	0	4	45	35 to 45	75.0	4	100.0
28/06/2021	02:00	0	0	0	1	0	2	0	0	0	0	0	0	0	0	0	0	0	0	0	3	40	30 to 40	100.0	2	66.7
28/06/2021	03:00	0	0	0	0	0	0	0	0	0	0	0	0	0	0	0	0	0	0	0	0	0	*	*	*	*
28/06/2021	04:00	0	1	1	3	7	3	2	0	0	0	0	0	0	0	0	0	0	0	0	17	38.3	30 to 40	76.5	12	70.6
28/06/2021	05:00	0	1	3	9	5	7	5	1	0	0	0	0	0	0	0	0	0	0	0	31	41	30 to 40	67.7	18	58.1
28/06/2021	06:00	0	0	16	29	18	11	3	4	0	0	0	0	0	0	0	0	0	0	0	81	37.7	25 to 35	77.8	36	44.4
28/06/2021	07:00	0	1	35	82	40	13	3	2	0	0	0	0	0	0	0	0	0	0	0	176	34	25 to 35	89.2	58	33.0
28/06/2021	08:00	0	7	68	114	42	8	3	0	1	0	0	0	0	0	0	0	0	0	0	243	32.1	25 to 35	92.2	54	22.2
28/06/2021	09:00	0	15	50	121	46	10	2	1	0	0	0	0	0	0	0	0	0	0	0	245	32.4	25 to 35	88.6	59	24.1
28/06/2021	10:00	0	4	53	126	73	18	5	1	0	1	0	0	0	0	0	0	0	0	0	281	33.8	25 to 35	89.7	98	34.9
28/06/2021	11:00	1	11	52	115	66	23	1	0	0	0	0	0	0	0	0	0	0	0	0	269	33.8	25 to 35	86.6	90	33.5
28/06/2021	12:00	1	7	43	87	63	14	2	0	0	0	0	0	0	0	0	0	0	0	0	217	33.7	25 to 35	88.9	79	36.4
28/06/2021	13:00	0	9	39	104	53	18	3	3	0	0	0	0	0	0	0	0	0	0	0	229	34.1	25 to 35	85.6	77	33.6
28/06/2021	14:00	0	15	40	95	51	23	4	2	0	0	0	0	0	0	0	0	0	0	0	230	34.5	25 to 35	80.9	80	34.8
28/06/2021	15:00	1	14	58	132	67	20	4	3	0	0	0	0	0	0	0	0	0	0	0	299	33.7	25 to 35	86.0	94	31.4
28/06/2021	16:00	0	9	55	133	53	22	2	0	0	0	0	0	0	0	0	0	0	0	0	274	33.4	25 to 35	88.0	77	28.1
28/06/2021	17:00	0	14	55	109	46	14	5	0	1	0	0	0	0	0	0	0	0	0	0	244	33.2	25 to 35	86.1	66	27.0
28/06/2021	18:00	1	3	21	68	31	12	4	0	0	0	0	0	0	0	0	0	0	0	0	140	34.2	25 to 35	85.7	47	33.6
28/06/2021	19:00	0	2	13	33	33	10	6	0	0	0	0	0	0	0	0	0	0	0	0	97	35.5	25 to 35	81.4	49	50.5
28/06/2021	20:00	0	1	6	18	14	4	2	0	0	0	0	0	0	0	0	0	0	0	0	45	34.6	25 to 35	84.4	20	44.4
28/06/2021	21:00	0	0	5	13	12	2	2	0	0	0	0	0	0	0	0	0	0	0	0	34	34.6	25 to 35	88.2	16	47.1
28/06/2021	22:00	0	0	1	4	3	4	0	0	0	0	0	0	0	0	0	0	0	0	0	12	37.5	30 to 40	91.7	7	58.3
28/06/2021	23:00	0	0	0	2	1	1	1	0	1	0	0	0	0	0	0	0	0	0	0	6	45	30 to 40	66.7	4	66.7
24 Hr Summary		4	114	616	1401	725	240	60	17	4	1	0	0	0	0	0	0	0	0	0	3182	33.9	25 to 35	86.2	1047	32.9

Incoming Histogram
A170 inward
A170 Linkfoot Lane, Helmsley 30mph zone

from Thu-Apr-08-2021-11-00-AM to Wed-Jul-21-2021-06-59-PM

Date	Starting Hr:min	<15	15 to <20	20 to <25	25 to <30	30 to <35	35 to <40	40 to <45	45 to <50	50 to <55	55 to <60	60 to <65	65 to <70	70 to <75	75 to <80	80 to <85	85 to <90	90 to <95	95 to <100	100 to >105	Total Counts	85pct Speed	10MPH Pace	% in pace	# of Speeders	% Speeders
29/06/2021	00:00	0	0	0	0	0	0	0	0	0	0	0	0	0	0	0	0	0	0	0	0	0	*	*	*	*
29/06/2021	01:00	0	0	0	0	0	1	0	0	0	1	0	0	0	0	0	0	0	0	0	2	60	30 to 40	50.0	2	100.0
29/06/2021	02:00	0	0	0	1	0	0	0	1	0	0	0	0	0	0	0	0	0	0	0	2	50	20 to 30	50.0	1	50.0
29/06/2021	03:00	0	0	0	0	0	0	1	0	0	0	0	0	0	0	0	0	0	0	0	1	45	35 to 45	100.0	1	100.0
29/06/2021	04:00	0	0	0	5	5	2	1	0	0	0	0	0	0	0	0	0	0	0	0	13	37.5	30 to 40	92.3	8	61.5
29/06/2021	05:00	0	1	2	4	6	14	3	3	1	1	0	0	0	0	0	0	0	0	0	35	45	30 to 40	68.6	28	80.0
29/06/2021	06:00	0	0	4	34	25	11	7	2	0	0	0	0	0	0	0	0	0	0	0	83	38.6	30 to 40	84.3	45	54.2
29/06/2021	07:00	0	2	27	50	50	25	4	0	0	0	0	0	0	0	0	0	0	0	0	158	36	25 to 35	80.4	79	50.0
29/06/2021	08:00	0	14	43	108	53	17	4	0	0	0	0	0	0	0	0	0	0	0	0	239	33.6	25 to 35	85.4	74	31.0
29/06/2021	09:00	1	4	37	105	64	32	0	0	0	0	0	0	0	0	0	0	0	0	0	243	34.7	25 to 35	84.8	96	39.5
29/06/2021	10:00	0	8	40	132	74	10	6	0	0	0	0	0	0	0	0	0	0	0	0	270	33.4	25 to 35	91.1	90	33.3
29/06/2021	11:00	0	9	54	105	72	29	1	0	0	0	0	0	0	0	0	0	0	0	0	270	34.3	25 to 35	85.6	102	37.8
29/06/2021	12:00	0	7	54	129	64	20	4	0	0	0	0	0	0	0	0	0	0	0	0	278	33.6	25 to 35	88.8	88	31.7
29/06/2021	13:00	2	9	46	113	50	17	1	1	0	0	0	0	0	0	0	0	0	0	0	239	33.3	25 to 35	87.4	69	28.9
29/06/2021	14:00	0	7	37	110	70	12	4	1	0	0	0	0	0	0	0	0	0	0	0	241	33.6	25 to 35	90.0	87	36.1
29/06/2021	15:00	0	11	66	117	68	25	9	0	0	0	0	0	0	0	0	0	0	0	0	296	34.3	25 to 35	84.8	102	34.5
29/06/2021	16:00	0	9	59	134	74	13	1	1	1	0	0	0	0	0	0	0	0	0	0	292	33.1	25 to 35	91.4	90	30.8
29/06/2021	17:00	0	5	44	93	41	14	5	1	0	0	0	0	0	0	0	0	0	0	0	203	33.8	25 to 35	87.7	61	30.0
29/06/2021	18:00	0	3	9	53	28	10	3	0	0	0	0	1	0	0	0	0	0	0	0	107	34.6	30 to 40	85.0	42	39.3
29/06/2021	19:00	1	1	11	46	27	11	4	0	0	0	0	0	0	0	0	0	0	0	0	101	35	25 to 35	83.2	42	41.6
29/06/2021	20:00	0	1	6	26	18	5	0	0	0	0	0	0	0	0	0	0	0	0	0	56	34.2	25 to 35	89.3	23	41.1
29/06/2021	21:00	0	1	3	14	11	7	1	1	0	0	0	0	0	0	0	0	0	0	0	38	37.1	30 to 40	84.2	20	52.6
29/06/2021	22:00	0	0	2	8	3	3	2	1	1	0	0	0	0	0	0	0	0	0	0	20	42.5	30 to 40	70.0	10	50.0
29/06/2021	23:00	0	0	0	3	3	1	0	1	1	0	0	0	0	0	0	0	0	0	0	9	50	30 to 40	77.8	6	66.7
24 Hr Summary		4	92	544	1390	806	279	61	13	4	2	0	1	0	0	0	0	0	0	0	3196	34.3	25 to 35	85.7	1166	36.5

Incoming Histogram
A170 inward
A170 Linkfoot Lane, Helmsley 30mph zone

from Thu-Apr-08-2021-11-00-AM to Wed-Jul-21-2021-06-59-PM

Date	Starting Hr:min	<15	15 to <20	20 to <25	25 to <30	30 to <35	35 to <40	40 to <45	45 to <50	50 to <55	55 to <60	60 to <65	65 to <70	70 to <75	75 to <80	80 to <85	85 to <90	90 to <95	95 to <100	100 to >105	Total Counts	85pct Speed	10MPH Pace	% in pace	# of Speeders	% Speeders
30/06/2021	00:00	0	0	0	0	0	2	0	0	0	0	0	0	0	0	0	0	0	0	0	2	40	30 to 40	100.0	2	100.0
30/06/2021	01:00	0	0	0	1	0	0	0	0	1	0	0	0	0	0	0	0	0	0	0	2	55	20 to 30	50.0	1	50.0
30/06/2021	02:00	0	0	0	2	1	3	1	1	0	0	0	0	0	0	0	0	0	0	0	8	45	30 to 40	75.0	6	75.0
30/06/2021	03:00	0	0	0	1	1	0	0	0	0	0	0	0	0	0	0	0	0	0	0	2	35	25 to 35	100.0	1	50.0
30/06/2021	04:00	0	0	0	3	7	2	1	0	0	0	0	0	0	0	0	0	0	0	0	13	37.5	30 to 40	92.3	10	76.9
30/06/2021	05:00	0	0	1	6	7	4	1	1	0	0	0	0	0	0	0	0	0	0	0	20	38.8	30 to 40	85.0	13	65.0
30/06/2021	06:00	0	0	5	29	16	8	4	0	0	0	0	0	0	0	0	0	0	0	0	62	36.9	30 to 40	85.5	28	45.2
30/06/2021	07:00	1	8	24	64	34	11	3	1	0	0	0	0	0	0	0	0	0	0	0	146	34	25 to 35	83.6	49	33.6
30/06/2021	08:00	3	9	52	115	47	14	0	0	0	0	0	0	0	0	0	0	0	0	0	240	32.7	25 to 35	89.2	61	25.4
30/06/2021	09:00	0	6	53	139	57	14	2	0	0	0	0	0	0	0	0	0	0	0	0	271	32.8	25 to 35	91.9	73	26.9
30/06/2021	10:00	2	10	65	177	49	14	2	0	0	0	0	0	0	0	0	0	0	0	0	319	31.7	25 to 35	91.2	65	20.4
30/06/2021	11:00	0	7	66	130	67	20	2	1	0	0	0	0	0	0	0	0	0	0	0	293	33.4	25 to 35	89.8	90	30.7
30/06/2021	12:00	1	8	59	131	60	24	3	0	0	0	0	0	0	0	0	0	0	0	0	286	33.7	25 to 35	87.4	87	30.4
30/06/2021	13:00	2	13	54	95	55	10	1	2	0	0	0	0	0	0	0	0	0	0	0	232	33	25 to 35	87.9	68	29.3
30/06/2021	14:00	1	4	55	131	52	19	3	0	0	0	0	0	0	0	0	0	0	0	0	265	33.3	25 to 35	89.8	74	27.9
30/06/2021	15:00	2	17	60	110	65	21	5	0	0	0	0	0	0	0	0	0	0	0	0	280	33.8	25 to 35	83.9	91	32.5
30/06/2021	16:00	1	20	63	122	47	15	1	3	0	0	0	0	0	0	0	0	0	0	0	272	32.7	25 to 35	85.3	66	24.3
30/06/2021	17:00	2	3	38	94	65	20	5	2	0	0	0	0	0	0	0	0	0	0	0	229	34.5	25 to 35	86.0	92	40.2
30/06/2021	18:00	1	3	19	66	39	12	4	0	0	0	0	0	0	0	0	0	0	0	0	144	34.2	25 to 35	86.1	55	38.2
30/06/2021	19:00	0	2	9	48	22	11	6	3	0	0	0	0	0	0	0	0	0	0	0	101	37.3	30 to 40	80.2	42	41.6
30/06/2021	20:00	1	0	15	28	17	9	2	0	0	0	0	0	0	0	0	0	0	0	0	72	35	25 to 35	83.3	28	38.9
30/06/2021	21:00	0	1	5	20	15	3	2	0	1	0	0	0	0	0	0	0	0	0	0	47	34.7	25 to 35	85.1	21	44.7
30/06/2021	22:00	0	1	0	7	9	8	0	0	0	0	0	0	0	0	0	0	0	0	0	25	37.5	30 to 40	96.0	17	68.0
30/06/2021	23:00	0	0	1	0	5	0	1	1	0	0	0	0	0	0	0	0	0	0	0	8	45	25 to 35	75.0	7	87.5
24 Hr Summary		17	112	644	1519	737	244	49	15	2	0	0	0	0	0	0	0	0	0	0	3339	33.7	25 to 35	86.9	1047	31.4

Incoming Histogram
A170 inward
A170 Linkfoot Lane, Helmsley 30mph zone
from Thu-Apr-08-2021-11-00-AM to Wed-Jul-21-2021-06-59-PM

Date	Starting Hr:min	<15	15 to <20	20 to <25	25 to <30	30 to <35	35 to <40	40 to <45	45 to <50	50 to <55	55 to <60	60 to <65	65 to <70	70 to <75	75 to <80	80 to <85	85 to <90	90 to <95	95 to <100	100 to >105	Total Counts	85pct Speed	10MPH Pace	% in pace	# of Speeders	% Speeders	
01/07/2021	00:00	0	0	0	0	0	0	0	0	0	0	0	0	0	0	0	0	0	0	0	0	0	*	*	*	*	
01/07/2021	01:00	0	0	0	1	1	0	0	0	1	0	0	0	0	0	0	0	0	0	0	0	3	55	25 to 35	66.7	2	66.7
01/07/2021	02:00	0	0	0	0	4	0	0	0	0	0	0	0	0	0	0	0	0	0	0	0	4	33.8	25 to 35	100.0	4	100.0
01/07/2021	03:00	0	0	0	1	1	2	1	0	0	0	0	0	0	0	0	0	0	0	0	0	5	40	30 to 40	80.0	4	80.0
01/07/2021	04:00	0	0	0	2	3	2	2	0	0	0	0	0	0	0	0	0	0	0	0	0	9	42.5	30 to 40	77.8	7	77.8
01/07/2021	05:00	0	1	1	9	8	7	1	1	0	0	0	0	0	0	0	0	0	0	0	0	28	38.6	30 to 40	85.7	17	60.7
01/07/2021	06:00	0	0	10	27	20	4	3	3	0	0	0	0	0	0	0	0	0	0	0	0	67	35	25 to 35	85.1	30	44.8
01/07/2021	07:00	0	2	24	69	46	22	5	1	0	0	0	0	0	0	0	0	0	0	0	0	169	35.7	25 to 35	82.2	74	43.8
01/07/2021	08:00	0	14	59	124	59	19	3	1	0	0	0	0	0	0	0	0	0	0	0	0	279	33.4	25 to 35	86.7	82	29.4
01/07/2021	09:00	1	9	49	126	61	23	6	0	0	0	0	0	0	0	0	0	0	0	0	0	275	34	25 to 35	85.8	90	32.7
01/07/2021	10:00	2	13	52	150	82	19	0	0	0	0	0	0	0	0	0	0	0	0	0	0	318	33.2	25 to 35	89.3	101	31.8
01/07/2021	11:00	1	5	60	125	69	17	1	0	0	0	0	0	0	0	0	0	0	0	0	0	278	33.3	25 to 35	91.4	87	31.3
01/07/2021	12:00	0	9	47	121	69	12	2	0	0	0	0	0	0	0	0	0	0	0	0	0	260	33.2	25 to 35	91.2	83	31.9
01/07/2021	13:00	0	10	46	101	57	20	2	1	0	0	0	0	0	0	0	0	0	0	0	0	237	33.9	25 to 35	86.1	80	33.8
01/07/2021	14:00	3	12	65	124	62	11	2	1	0	0	0	0	0	0	0	0	0	0	0	0	280	32.7	25 to 35	89.6	76	27.1
01/07/2021	15:00	1	9	58	111	57	14	6	2	0	0	0	0	0	0	0	0	0	0	0	0	258	33.5	25 to 35	87.6	79	30.6
01/07/2021	16:00	3	8	78	155	50	19	2	0	0	0	0	0	0	0	0	0	0	0	0	0	315	32.4	25 to 35	89.8	71	22.5
01/07/2021	17:00	0	9	43	88	50	26	4	0	0	0	0	0	0	0	0	0	0	0	0	0	220	34.7	25 to 35	82.3	80	36.4
01/07/2021	18:00	0	6	28	71	46	14	4	0	0	0	0	0	0	0	0	0	0	0	0	0	169	34.2	25 to 35	85.8	64	37.9
01/07/2021	19:00	0	2	15	54	27	11	1	1	0	0	0	0	0	0	0	0	0	0	0	0	111	34.3	25 to 35	86.5	40	36.0
01/07/2021	20:00	1	3	9	34	19	8	4	1	0	0	0	0	0	0	0	0	0	0	0	0	79	35.6	25 to 35	78.5	32	40.5
01/07/2021	21:00	0	4	3	26	13	4	1	0	2	0	0	0	0	0	0	0	0	0	0	0	53	34.6	30 to 40	81.1	20	37.7
01/07/2021	22:00	0	0	2	10	6	6	4	1	0	0	0	0	0	0	0	0	0	0	0	0	29	41.2	30 to 40	75.9	17	58.6
01/07/2021	23:00	0	0	0	3	2	0	0	5	1	0	0	0	0	0	0	0	0	0	0	0	11	49	45 to 55	54.5	8	72.7
24 Hr Summary		12	116	649	1532	812	260	54	18	4	0	0	0	0	0	0	0	0	0	0	3457	33.9	25 to 35	86.6	1148	33.2	

Incoming Histogram
A170 inward
A170 Linkfoot Lane, Helmsley 30mph zone
from Thu-Apr-08-2021-11-00-AM to Wed-Jul-21-2021-06-59-PM

Date	Starting Hr:min	<15	15 to <20	20 to <25	25 to <30	30 to <35	35 to <40	40 to <45	45 to <50	50 to <55	55 to <60	60 to <65	65 to <70	70 to <75	75 to <80	80 to <85	85 to <90	90 to <95	95 to <100	100 to >105	Total Counts	85pct Speed	10MPH Pace	% in pace	# of Speeders	% Speeders
02/07/2021	00:00	0	0	0	0	1	1	0	0	2	0	0	0	0	0	0	0	0	0	0	4	52.5	30 to 40	50.0	4	100.0
02/07/2021	01:00	0	0	0	1	0	0	0	1	1	0	0	0	0	0	0	0	0	0	0	3	55	45 to 55	66.7	2	66.7
02/07/2021	02:00	0	0	0	0	1	2	0	2	1	1	0	0	0	0	0	0	0	0	0	7	55	40 to 50	57.1	7	100.0
02/07/2021	03:00	0	0	0	0	0	0	1	1	0	0	0	0	0	0	0	0	0	0	0	2	50	40 to 50	100.0	2	100.0
02/07/2021	04:00	0	0	1	3	2	3	2	0	0	0	0	0	0	0	0	0	0	0	0	11	40	30 to 40	72.7	7	63.6
02/07/2021	05:00	0	1	2	12	10	6	1	0	0	0	0	0	0	0	0	0	0	0	0	32	36.7	30 to 40	87.5	17	53.1
02/07/2021	06:00	0	2	11	33	16	18	7	1	0	0	0	0	0	0	0	0	0	0	0	88	38.6	30 to 40	76.1	42	47.7
02/07/2021	07:00	0	3	16	63	45	11	7	1	0	0	0	0	0	0	0	0	0	0	0	146	34.7	25 to 35	84.9	64	43.8
02/07/2021	08:00	0	9	49	147	71	12	6	0	0	0	0	0	0	0	0	0	0	0	0	294	33.2	25 to 35	90.8	89	30.3
02/07/2021	09:00	1	9	64	157	74	20	1	0	0	0	0	0	0	0	0	0	0	0	0	326	33.1	25 to 35	90.5	95	29.1
02/07/2021	10:00	0	33	102	172	68	10	0	0	0	0	0	0	0	0	0	0	0	0	0	385	31.5	25 to 35	88.8	78	20.3
02/07/2021	11:00	1	6	63	172	78	10	1	0	0	0	0	0	0	0	0	0	0	0	0	331	32.5	25 to 35	94.6	89	26.9
02/07/2021	12:00	1	13	67	137	70	18	3	0	0	0	0	0	0	0	0	0	0	0	0	309	33.2	25 to 35	88.7	91	29.4
02/07/2021	13:00	0	17	55	124	56	20	8	0	0	0	0	0	0	0	0	0	0	0	0	280	33.8	25 to 35	83.9	84	30.0
02/07/2021	14:00	1	13	57	120	67	22	4	1	0	0	0	0	0	0	0	0	0	0	0	285	33.8	25 to 35	85.6	94	33.0
02/07/2021	15:00	0	7	81	132	66	29	1	0	0	0	0	0	0	0	0	0	0	0	0	316	33.7	25 to 35	88.3	96	30.4
02/07/2021	16:00	1	7	59	130	51	20	3	0	0	0	0	0	0	0	0	0	0	0	0	271	33.2	25 to 35	88.6	74	27.3
02/07/2021	17:00	0	13	50	123	68	18	2	0	0	0	0	0	0	0	0	0	0	0	0	274	33.5	25 to 35	88.0	88	32.1
02/07/2021	18:00	0	4	20	57	47	21	6	1	1	0	0	0	0	0	0	0	0	0	0	157	36.2	30 to 40	79.6	76	48.4
02/07/2021	19:00	1	3	19	49	23	13	6	1	0	0	0	0	0	0	0	0	0	0	0	115	36.2	25 to 35	79.1	43	37.4
02/07/2021	20:00	0	1	6	17	20	10	1	0	0	0	0	0	0	0	0	0	0	0	0	55	36.5	30 to 40	85.5	31	56.4
02/07/2021	21:00	0	0	7	20	15	2	2	1	0	0	0	0	0	0	0	0	0	0	0	47	34.3	25 to 35	89.4	20	42.6
02/07/2021	22:00	0	0	4	12	7	3	1	1	0	0	0	0	0	0	0	0	0	0	0	28	36.7	25 to 35	82.1	12	42.9
02/07/2021	23:00	0	0	0	5	4	4	1	1	1	0	0	0	0	0	0	0	0	0	0	16	45	30 to 40	81.3	11	68.8
24 Hr Summary		6	141	733	1686	860	273	64	12	6	1	0	0	0	0	0	0	0	0	0	3782	33.8	25 to 35	86.7	1216	32.2

Incoming Histogram
A170 inward
A170 Linkfoot Lane, Helmsley 30mph zone

from Thu-Apr-08-2021-11-00-AM to Wed-Jul-21-2021-06-59-PM

Date	Starting Hr:min	<15	15 to <20	20 to <25	25 to <30	30 to <35	35 to <40	40 to <45	45 to <50	50 to <55	55 to <60	60 to <65	65 to <70	70 to <75	75 to <80	80 to <85	85 to <90	90 to <95	95 to <100	100 to >105	Total Counts	85pct Speed	10MPH Pace	% in pace	# of Speeders	% Speeders
03/07/2021	00:00	0	0	0	2	1	1	0	0	1	1	0	0	0	0	0	0	0	0	0	6	55	30 to 40	66.7	4	66.7
03/07/2021	01:00	0	0	3	0	3	1	1	0	0	0	0	0	0	0	0	0	0	0	0	8	40	25 to 35	75.0	5	62.5
03/07/2021	02:00	0	0	0	1	2	3	0	0	0	0	0	0	0	0	0	0	0	0	0	6	38.3	30 to 40	100.0	5	83.3
03/07/2021	03:00	0	0	0	1	0	0	1	0	0	0	0	0	0	0	0	0	0	0	0	2	45	20 to 30	50.0	1	50.0
03/07/2021	04:00	0	0	3	2	2	0	1	0	0	0	0	0	0	0	0	0	0	0	0	8	35	25 to 35	87.5	3	37.5
03/07/2021	05:00	0	0	4	4	3	2	2	0	0	0	0	0	0	0	0	0	0	0	0	15	40	25 to 35	73.3	7	46.7
03/07/2021	06:00	0	0	3	10	7	6	2	2	0	0	0	0	0	0	0	0	0	0	0	30	40	30 to 40	76.7	17	56.7
03/07/2021	07:00	0	4	13	39	14	9	3	1	0	0	0	0	0	0	0	0	0	0	0	83	35.6	25 to 35	79.5	27	32.5
03/07/2021	08:00	0	9	28	67	34	12	5	0	0	0	0	0	0	0	0	0	0	0	0	155	34.1	25 to 35	83.2	51	32.9
03/07/2021	09:00	0	6	45	104	52	13	4	0	0	0	0	0	0	0	0	0	0	0	0	224	33.4	25 to 35	89.7	69	30.8
03/07/2021	10:00	1	5	82	122	54	12	1	0	0	0	0	0	0	0	0	0	0	0	0	277	32.3	25 to 35	93.1	67	24.2
03/07/2021	11:00	1	8	67	82	54	2	0	1	0	0	0	0	0	0	0	0	0	0	0	215	32.3	25 to 35	94.4	57	26.5
03/07/2021	12:00	0	8	55	101	38	7	2	1	0	0	0	0	0	0	0	0	0	0	0	212	32.1	25 to 35	91.5	48	22.6
03/07/2021	13:00	0	7	27	36	11	6	2	0	0	0	0	0	0	0	0	0	0	0	0	89	32.7	25 to 35	83.1	19	21.3
03/07/2021	14:00	0	2	26	52	32	5	1	0	0	0	0	0	0	0	0	0	0	0	0	118	33.1	25 to 35	93.2	38	32.2
03/07/2021	15:00	1	2	49	91	45	12	1	0	0	0	0	0	0	0	0	0	0	0	0	201	33.1	25 to 35	92.0	58	28.9
03/07/2021	16:00	1	6	39	104	40	19	1	0	0	0	0	0	0	0	0	0	0	0	0	210	33.5	25 to 35	87.1	60	28.6
03/07/2021	17:00	0	3	27	84	55	18	1	0	1	1	0	0	0	0	0	0	0	0	0	190	34.4	25 to 35	87.4	76	40.0
03/07/2021	18:00	0	1	17	56	36	22	2	0	0	1	0	0	0	0	0	0	0	0	0	135	36.1	30 to 40	84.4	61	45.2
03/07/2021	19:00	0	0	8	38	29	2	1	1	0	0	0	0	0	0	0	0	0	0	0	79	33.6	25 to 35	94.9	33	41.8
03/07/2021	20:00	0	0	3	15	9	5	0	0	1	0	0	0	0	0	0	0	0	0	0	33	36	30 to 40	87.9	15	45.5
03/07/2021	21:00	0	0	6	9	8	3	0	0	0	0	0	0	0	0	0	0	0	0	0	26	34.4	25 to 35	88.5	11	42.3
03/07/2021	22:00	0	0	1	9	5	5	0	0	0	0	0	0	0	0	0	0	0	0	0	20	37	30 to 40	95.0	10	50.0
03/07/2021	23:00	0	0	1	3	1	0	3	0	0	0	0	0	0	0	0	0	0	0	0	8	43.3	25 to 35	62.5	4	50.0
24 Hr Summary		4	61	507	1032	535	165	34	6	3	3	0	0	0	0	0	0	0	0	0	2350	33.7	25 to 35	88.3	746	31.7

Incoming Histogram
A170 inward
A170 Linkfoot Lane, Helmsley 30mph zone
from Thu-Apr-08-2021-11-00-AM to Wed-Jul-21-2021-06-59-PM

Date	Starting Hr:min	<15	15 to <20	20 to <25	25 to <30	30 to <35	35 to <40	40 to <45	45 to <50	50 to <55	55 to <60	60 to <65	65 to <70	70 to <75	75 to <80	80 to <85	85 to <90	90 to <95	95 to <100	100 to >105	Total Counts	85pct Speed	10MPH Pace	% in pace	# of Speeders	% Speeders
04/07/2021	00:00	0	1	1	3	0	1	0	0	0	0	0	0	0	0	0	0	0	0	0	6	30	20 to 30	83.3	1	16.7
04/07/2021	01:00	0	0	0	1	1	2	0	0	0	0	0	0	0	0	0	0	0	0	0	4	37.5	30 to 40	100.0	3	75.0
04/07/2021	02:00	0	0	0	0	0	1	0	0	0	0	0	0	0	0	0	0	0	0	0	1	40	30 to 40	100.0	1	100.0
04/07/2021	03:00	0	0	0	0	0	0	0	1	0	0	0	0	0	0	0	0	0	0	0	1	50	40 to 50	100.0	1	100.0
04/07/2021	04:00	0	0	0	1	4	0	0	0	0	0	0	0	0	0	0	0	0	0	0	5	33.8	25 to 35	100.0	4	80.0
04/07/2021	05:00	0	0	0	1	2	1	0	0	0	0	0	0	0	0	0	0	0	0	0	4	35	30 to 40	100.0	3	75.0
04/07/2021	06:00	0	1	3	5	3	6	1	0	0	0	0	0	0	0	0	0	0	0	0	19	38.3	30 to 40	73.7	10	52.6
04/07/2021	07:00	0	1	6	25	15	4	1	1	0	0	0	0	0	0	0	0	0	0	0	53	34.3	25 to 35	86.8	21	39.6
04/07/2021	08:00	0	2	11	46	27	6	3	1	0	0	0	0	0	0	0	0	0	0	0	96	34.3	25 to 35	87.5	37	38.5
04/07/2021	09:00	1	5	27	100	45	12	0	1	0	0	0	0	0	0	0	0	0	0	0	191	33.2	25 to 35	90.1	58	30.4
04/07/2021	10:00	1	3	80	134	60	11	0	0	0	0	0	0	0	0	0	0	0	0	0	289	32.3	25 to 35	94.8	71	24.6
04/07/2021	11:00	0	13	38	102	92	14	1	0	0	0	0	0	0	0	0	0	0	0	0	260	33.7	25 to 35	89.2	107	41.2
04/07/2021	12:00	1	11	54	141	58	21	2	0	0	0	0	0	0	0	0	0	0	0	0	288	33.3	25 to 35	87.8	81	28.1
04/07/2021	13:00	0	5	39	98	57	7	2	0	0	0	0	0	0	0	0	0	0	0	0	208	33.1	25 to 35	93.3	66	31.7
04/07/2021	14:00	0	8	42	124	51	15	3	0	1	0	0	0	0	0	0	0	0	0	0	244	33.2	25 to 35	88.9	70	28.7
04/07/2021	15:00	1	2	25	55	32	2	3	0	0	0	0	0	0	0	0	0	0	0	0	120	33	25 to 35	93.3	37	30.8
04/07/2021	16:00	0	9	32	111	67	15	1	2	0	0	0	0	0	0	0	0	0	0	0	237	33.7	25 to 35	88.6	85	35.9
04/07/2021	17:00	0	1	35	64	39	4	0	1	0	0	0	0	0	0	0	0	0	0	0	144	32.8	25 to 35	95.8	44	30.6
04/07/2021	18:00	0	0	13	29	6	2	1	0	0	0	0	0	0	0	0	0	0	0	0	51	30.8	25 to 35	94.1	9	17.6
04/07/2021	19:00	0	0	3	2	4	0	0	0	1	0	0	0	0	0	0	0	0	0	0	10	33.8	25 to 35	90.0	5	50.0
04/07/2021	20:00	0	0	2	5	4	0	0	1	0	0	0	0	0	0	0	0	0	0	0	12	33.8	25 to 35	91.7	5	41.7
04/07/2021	21:00	0	0	1	4	5	0	1	0	0	0	0	0	0	0	0	0	0	0	0	11	34	25 to 35	90.9	6	54.5
04/07/2021	22:00	0	0	0	1	3	0	1	0	0	0	0	0	0	0	0	0	0	0	0	5	35	25 to 35	80.0	4	80.0
04/07/2021	23:00	0	0	1	2	1	0	1	0	0	0	0	0	0	0	0	0	0	0	0	5	35	25 to 35	80.0	2	40.0
24 Hr Summary		4	62	413	1054	576	124	21	8	2	0	0	0	0	0	0	0	0	0	0	2264	33.4	25 to 35	90.2	731	32.3

Incoming Histogram

A170 inward

from Thu-Apr-08-2021-11-00-AM to Wed-Jul-21-2021-06-59-PM

A170 Linkfoot Lane, Helmsley 30mph zone

Date	Starting Hr:min	<15	15 to <20	20 to <25	25 to <30	30 to <35	35 to <40	40 to <45	45 to <50	50 to <55	55 to <60	60 to <65	65 to <70	70 to <75	75 to <80	80 to <85	85 to <90	90 to <95	95 to <100	100 to >105	Total Counts	85pct Speed	10MPH Pace	% in pace	# of Speeders	% Speeders
05/07/2021	00:00	0	0	0	0	0	0	1	0	0	0	0	0	0	0	0	0	0	0	0	1	45	35 to 45	100.0	1	100.0
05/07/2021	01:00	0	0	0	0	0	0	1	0	0	0	0	0	0	0	0	0	0	0	0	1	45	35 to 45	100.0	1	100.0
05/07/2021	02:00	0	0	0	0	0	0	0	1	0	0	0	0	0	0	0	0	0	0	0	1	50	40 to 50	100.0	1	100.0
05/07/2021	03:00	0	0	2	0	0	1	0	0	0	0	0	0	0	0	0	0	0	0	0	3	40	15 to 25	66.7	1	33.3
05/07/2021	04:00	0	0	0	1	2	1	1	0	0	0	0	0	0	0	0	0	0	0	0	5	40	30 to 40	80.0	4	80.0
05/07/2021	05:00	0	0	2	2	6	2	1	0	0	0	0	0	0	0	0	0	0	0	0	13	37.5	25 to 35	76.9	9	69.2
05/07/2021	06:00	0	1	7	28	12	2	0	1	0	0	0	0	0	0	0	0	0	0	0	51	32.9	25 to 35	92.2	15	29.4
05/07/2021	07:00	0	3	22	53	36	16	3	0	0	0	0	0	0	0	0	0	0	0	0	133	34.9	25 to 35	83.5	55	41.4
05/07/2021	08:00	1	7	46	94	47	14	3	0	0	0	0	0	0	0	0	0	0	0	0	212	33.4	25 to 35	88.2	64	30.2
05/07/2021	09:00	1	6	52	112	58	13	3	0	0	0	0	0	0	0	0	0	0	0	0	245	33.2	25 to 35	90.6	74	30.2
05/07/2021	10:00	0	11	67	116	53	16	3	0	0	0	0	0	0	0	0	0	0	0	0	266	33	25 to 35	88.7	72	27.1
05/07/2021	11:00	0	6	64	111	74	19	1	0	0	0	0	0	0	0	0	0	0	0	0	275	33.6	25 to 35	90.5	94	34.2
05/07/2021	12:00	2	7	53	121	54	21	3	1	0	0	0	0	0	0	0	0	0	0	0	262	33.7	25 to 35	87.0	79	30.2
05/07/2021	13:00	1	6	25	88	62	9	0	0	0	0	0	0	0	0	0	0	0	0	0	191	33.4	25 to 35	91.6	71	37.2
05/07/2021	14:00	0	2	26	57	48	7	0	0	0	0	0	0	0	0	0	0	0	0	0	140	33.5	25 to 35	93.6	55	39.3
05/07/2021	15:00	0	7	51	104	48	23	2	0	0	0	0	0	0	0	0	0	0	0	0	235	34	25 to 35	86.4	73	31.1
05/07/2021	16:00	1	6	36	138	55	24	4	0	0	0	0	0	0	0	0	0	0	0	0	264	33.9	25 to 35	86.7	83	31.4
05/07/2021	17:00	0	8	51	104	58	18	2	0	1	0	0	0	0	0	0	0	0	0	0	242	33.7	25 to 35	88.0	79	32.6
05/07/2021	18:00	1	0	18	48	40	20	1	1	0	0	0	0	0	0	0	0	0	0	0	129	35.8	30 to 40	83.7	62	48.1
05/07/2021	19:00	0	1	8	32	27	11	3	0	0	0	0	0	0	0	0	0	0	0	0	82	35.9	30 to 40	85.4	41	50.0
05/07/2021	20:00	0	1	8	18	9	3	3	0	0	0	0	0	0	0	0	0	0	0	0	42	35	25 to 35	83.3	15	35.7
05/07/2021	21:00	0	1	5	13	15	4	1	1	0	0	0	0	0	0	0	0	0	0	0	40	35	25 to 35	82.5	21	52.5
05/07/2021	22:00	0	1	0	9	4	2	3	1	0	0	0	0	0	0	0	0	0	0	0	20	41.7	30 to 40	75.0	10	50.0
05/07/2021	23:00	0	0	0	0	0	3	0	0	0	0	0	0	0	0	0	0	0	0	0	3	40	30 to 40	100.0	3	100.0
24 Hr Summary		7	74	543	1249	708	229	39	6	1	0	0	0	0	0	0	0	0	0	0	2856	33.9	25 to 35	87.5	983	34.4

Incoming Histogram
A170 inward
A170 Linkfoot Lane, Helmsley 30mph zone

from Thu-Apr-08-2021-11-00-AM to Wed-Jul-21-2021-06-59-PM

Date	Starting Hr:min	<15	15 to <20	20 to <25	25 to <30	30 to <35	35 to <40	40 to <45	45 to <50	50 to <55	55 to <60	60 to <65	65 to <70	70 to <75	75 to <80	80 to <85	85 to <90	90 to <95	95 to <100	100 to >105	Total Counts	85pct Speed	10MPH Pace	% in pace	# of Speeders	% Speeders
06/07/2021	00:00	0	0	0	0	1	1	0	0	0	0	0	0	0	0	0	0	0	0	0	2	40	30 to 40	100.0	2	100.0
06/07/2021	01:00	0	0	0	0	1	2	2	0	0	0	0	0	0	0	0	0	0	0	0	5	42.5	35 to 45	100.0	5	100.0
06/07/2021	02:00	0	0	0	2	1	0	0	0	1	0	0	0	0	0	0	0	0	0	0	4	35	25 to 35	75.0	2	50.0
06/07/2021	03:00	0	0	0	0	0	0	1	0	0	0	0	0	0	0	0	0	0	0	0	1	45	35 to 45	100.0	1	100.0
06/07/2021	04:00	0	0	0	2	0	3	1	0	0	0	0	0	0	0	0	0	0	0	0	6	40	30 to 40	83.3	4	66.7
06/07/2021	05:00	0	0	1	0	2	0	1	0	0	0	0	0	0	0	0	0	0	0	0	4	35	25 to 35	75.0	3	75.0
06/07/2021	06:00	0	0	3	3	1	1	0	0	0	0	0	0	0	0	0	0	0	0	0	8	35	25 to 35	87.5	2	25.0
06/07/2021	07:00	1	2	14	25	13	2	1	1	0	0	0	0	0	0	0	0	0	0	0	59	33.1	25 to 35	88.1	17	28.8
06/07/2021	08:00	0	3	35	58	21	10	1	0	0	0	0	0	0	0	0	0	0	0	0	128	33.1	25 to 35	89.1	32	25.0
06/07/2021	09:00	1	7	46	71	31	5	0	0	0	0	0	0	0	0	0	0	0	0	0	161	31.9	25 to 35	91.9	36	22.4
06/07/2021	10:00	1	8	46	106	46	15	4	0	0	0	0	0	0	0	0	0	0	0	0	226	33.4	25 to 35	87.6	65	28.8
06/07/2021	11:00	0	2	46	116	70	12	3	2	0	0	0	0	0	0	0	0	0	0	0	251	33.5	25 to 35	92.4	87	34.7
06/07/2021	12:00	1	1	44	115	61	13	8	0	0	0	0	0	0	0	0	0	0	0	0	243	33.8	25 to 35	90.5	82	33.7
06/07/2021	13:00	0	4	27	85	50	11	5	0	0	0	0	0	0	0	0	0	0	0	0	182	33.9	25 to 35	89.0	66	36.3
06/07/2021	14:00	1	8	39	87	59	19	4	0	0	0	0	0	0	0	0	0	0	0	0	217	34.2	25 to 35	85.3	82	37.8
06/07/2021	15:00	0	6	59	110	68	23	5	1	0	0	0	0	0	0	0	0	0	0	0	272	34.1	25 to 35	87.1	97	35.7
06/07/2021	16:00	0	8	37	103	60	25	5	0	0	0	0	0	0	0	0	0	0	0	0	238	34.5	25 to 35	84.0	90	37.8
06/07/2021	17:00	0	5	33	87	48	21	4	1	0	0	0	0	0	0	0	0	0	0	0	199	34.6	25 to 35	84.4	74	37.2
06/07/2021	18:00	0	4	27	65	26	13	1	1	0	0	0	0	0	0	0	0	0	0	0	137	33.8	25 to 35	86.1	41	29.9
06/07/2021	19:00	0	1	5	32	24	9	2	0	0	0	0	0	0	0	0	0	0	0	0	73	35	30 to 40	89.0	35	47.9
06/07/2021	20:00	0	1	5	12	12	8	2	2	0	0	0	0	0	0	0	0	0	0	0	42	38.8	30 to 40	76.2	24	57.1
06/07/2021	21:00	0	0	7	17	9	6	0	0	1	0	0	0	0	0	0	0	0	0	0	40	35.8	25 to 35	82.5	16	40.0
06/07/2021	22:00	0	0	0	4	4	3	2	0	0	1	0	0	0	0	0	0	0	0	0	14	42.5	30 to 40	78.6	10	71.4
06/07/2021	23:00	0	0	0	1	2	1	3	0	0	0	0	0	0	0	0	0	0	0	0	7	43.3	35 to 45	85.7	6	85.7
24 Hr Summary		5	60	474	1101	610	203	55	8	2	1	0	0	0	0	0	0	0	0	0	2519	34.1	25 to 35	86.7	879	34.9

Incoming Histogram
A170 inward
A170 Linkfoot Lane, Helmsley 30mph zone
from Thu-Apr-08-2021-11-00-AM to Wed-Jul-21-2021-06-59-PM

Date	Starting Hr:min	<15	15 to <20	20 to <25	25 to <30	30 to <35	35 to <40	40 to <45	45 to <50	50 to <55	55 to <60	60 to <65	65 to <70	70 to <75	75 to <80	80 to <85	85 to <90	90 to <95	95 to <100	100 to >105	Total Counts	85pct Speed	10MPH Pace	% in pace	# of Speeders	% Speeders
07/07/2021	00:00	0	0	0	0	1	2	1	1	0	0	0	0	0	0	0	0	0	0	0	5	45	35 to 45	80.0	5	100.0
07/07/2021	01:00	0	0	0	0	0	0	1	0	0	0	0	0	0	0	0	0	0	0	0	1	45	35 to 45	100.0	1	100.0
07/07/2021	02:00	0	0	0	0	1	1	0	0	0	0	0	0	0	0	0	0	0	0	0	2	40	30 to 40	100.0	2	100.0
07/07/2021	03:00	0	0	0	0	0	1	0	0	0	0	0	0	0	0	0	0	0	0	0	1	40	30 to 40	100.0	1	100.0
07/07/2021	04:00	0	0	0	1	0	0	0	0	0	0	0	0	0	0	0	0	0	0	0	1	30	20 to 30	100.0	*	*
07/07/2021	05:00	0	0	1	1	4	2	1	1	0	0	0	0	0	0	0	0	0	0	0	10	40	30 to 40	70.0	8	80.0
07/07/2021	06:00	0	1	5	17	10	11	6	1	0	0	0	0	0	0	0	0	0	0	0	51	39.5	30 to 40	74.5	28	54.9
07/07/2021	07:00	0	4	16	51	30	6	1	1	0	0	0	0	0	0	0	0	0	0	0	109	33.7	25 to 35	89.0	38	34.9
07/07/2021	08:00	0	13	40	102	56	15	5	0	0	0	0	0	0	0	0	0	0	0	0	231	33.7	25 to 35	85.7	76	32.9
07/07/2021	09:00	0	7	38	134	61	16	0	0	0	0	0	0	0	0	0	0	0	0	0	256	33.2	25 to 35	91.0	77	30.1
07/07/2021	10:00	0	9	52	133	56	10	1	0	0	0	0	0	0	0	0	0	0	0	0	261	32.5	25 to 35	92.3	67	25.7
07/07/2021	11:00	1	8	75	123	72	29	2	0	0	0	0	0	0	0	0	0	0	0	0	310	34	25 to 35	87.1	103	33.2
07/07/2021	12:00	0	4	33	109	70	16	5	0	0	0	0	0	0	0	0	0	0	0	0	237	33.9	25 to 35	89.5	91	38.4
07/07/2021	13:00	0	3	32	104	65	17	3	0	0	0	0	0	0	0	0	0	0	0	0	224	33.9	25 to 35	89.7	85	37.9
07/07/2021	14:00	0	6	51	91	71	9	2	0	0	0	0	0	0	0	0	0	0	0	0	230	33.4	25 to 35	92.6	82	35.7
07/07/2021	15:00	0	9	51	127	69	16	3	0	0	0	0	0	0	0	0	0	0	0	0	275	33.4	25 to 35	89.8	88	32.0
07/07/2021	16:00	0	10	45	130	67	18	9	1	0	0	0	0	0	0	0	0	0	0	0	280	34	25 to 35	86.4	95	33.9
07/07/2021	17:00	1	9	45	112	47	10	4	2	0	0	0	0	0	0	0	0	0	0	0	230	33.1	25 to 35	88.7	63	27.4
07/07/2021	18:00	1	1	15	60	34	8	4	2	0	0	0	0	0	0	0	0	0	0	0	125	34.3	25 to 35	87.2	48	38.4
07/07/2021	19:00	0	1	11	31	20	12	2	1	0	0	0	0	0	0	0	0	0	0	0	78	36.2	30 to 40	80.8	35	44.9
07/07/2021	20:00	0	1	8	14	10	5	1	1	1	0	0	0	0	0	0	0	0	0	0	41	37	25 to 35	78.0	18	43.9
07/07/2021	21:00	0	0	4	5	6	7	1	0	1	0	0	0	0	0	0	0	0	0	0	24	38.6	30 to 40	75.0	15	62.5
07/07/2021	22:00	0	0	4	13	8	2	2	2	1	0	0	0	0	0	0	0	0	0	0	32	40	25 to 35	78.1	15	46.9
07/07/2021	23:00	0	0	1	5	4	3	1	0	0	0	0	0	0	0	0	0	0	0	0	14	38.3	30 to 40	85.7	8	57.1
24 Hr Summary		3	86	527	1363	762	216	55	13	3	0	0	0	0	0	0	0	0	0	0	3028	33.9	25 to 35	87.6	1049	34.6

Incoming Histogram
A170 inward
A170 Linkfoot Lane, Helmsley 30mph zone

from Thu-Apr-08-2021-11-00-AM to Wed-Jul-21-2021-06-59-PM

Date	Starting Hr:min	<15	15 to <20	20 to <25	25 to <30	30 to <35	35 to <40	40 to <45	45 to <50	50 to <55	55 to <60	60 to <65	65 to <70	70 to <75	75 to <80	80 to <85	85 to <90	90 to <95	95 to <100	100 to >105	Total Counts	85pct Speed	10MPH Pace	% in pace	# of Speeders	% Speeders
08/07/2021	00:00	0	0	0	1	0	2	1	0	0	0	1	0	0	0	0	0	0	0	0	5	45	30 to 40	60.0	4	80.0
08/07/2021	01:00	0	0	0	1	1	0	0	0	1	1	0	0	0	0	0	0	0	0	0	4	55	25 to 35	50.0	3	75.0
08/07/2021	02:00	0	0	0	0	0	2	1	0	1	0	0	0	0	0	0	0	0	0	0	4	45	35 to 45	75.0	4	100.0
08/07/2021	03:00	0	0	0	0	0	4	1	0	0	0	0	0	0	0	0	0	0	0	0	5	40	35 to 45	100.0	5	100.0
08/07/2021	04:00	0	0	0	2	1	2	0	1	0	0	0	0	0	0	0	0	0	0	0	6	40	30 to 40	83.3	4	66.7
08/07/2021	05:00	0	1	3	6	3	5	3	0	0	0	0	0	0	0	0	0	0	0	0	21	40	30 to 40	66.7	11	52.4
08/07/2021	06:00	0	3	5	27	20	12	3	3	0	0	0	0	0	0	0	0	0	0	0	73	37.9	30 to 40	80.8	38	52.1
08/07/2021	07:00	1	9	27	77	27	12	3	0	0	0	0	0	0	0	0	0	0	0	0	156	33.5	25 to 35	84.0	42	26.9
08/07/2021	08:00	0	10	59	95	41	11	5	0	0	0	0	0	0	0	0	0	0	0	0	221	32.9	25 to 35	88.2	57	25.8
08/07/2021	09:00	2	4	46	121	60	17	5	0	0	0	0	0	0	0	0	0	0	0	0	255	33.7	25 to 35	89.0	82	32.2
08/07/2021	10:00	1	11	59	124	63	10	3	0	0	0	0	0	0	0	0	0	0	0	0	271	32.8	25 to 35	90.8	76	28.0
08/07/2021	11:00	4	6	57	126	77	22	1	2	0	0	0	0	0	0	0	0	0	0	0	295	33.8	25 to 35	88.1	102	34.6
08/07/2021	12:00	1	12	64	102	66	19	6	0	0	0	0	0	0	0	0	0	0	0	0	270	33.9	25 to 35	85.9	91	33.7
08/07/2021	13:00	3	5	62	117	58	10	3	0	0	0	0	0	0	0	0	0	0	0	0	258	32.8	25 to 35	91.9	71	27.5
08/07/2021	14:00	0	12	55	110	57	25	8	2	1	0	0	0	0	0	0	0	0	0	0	270	34.6	25 to 35	82.2	93	34.4
08/07/2021	15:00	3	22	74	133	77	17	3	1	0	0	0	0	0	0	0	0	0	0	0	330	33.1	25 to 35	86.1	98	29.7
08/07/2021	16:00	1	13	78	130	65	15	1	1	0	0	0	0	0	0	0	0	0	0	0	304	32.8	25 to 35	89.8	82	27.0
08/07/2021	17:00	1	9	56	109	60	13	9	2	0	0	0	0	0	0	0	0	0	0	0	259	33.8	25 to 35	86.9	84	32.4
08/07/2021	18:00	1	7	21	71	46	16	3	0	0	0	0	0	0	0	0	0	0	0	0	165	34.3	25 to 35	83.6	65	39.4
08/07/2021	19:00	0	1	11	43	28	22	4	2	1	0	0	0	0	0	0	0	0	0	0	112	37.7	30 to 40	83.0	57	50.9
08/07/2021	20:00	0	0	11	35	28	12	2	1	0	0	0	0	0	0	0	0	0	0	0	89	35.8	30 to 40	84.3	43	48.3
08/07/2021	21:00	0	0	5	14	18	8	3	3	0	0	0	0	0	0	0	0	0	0	0	51	38.8	30 to 40	78.4	32	62.7
08/07/2021	22:00	0	0	4	9	9	4	1	2	0	0	0	0	0	0	0	0	0	0	0	29	38.8	25 to 35	75.9	16	55.2
08/07/2021	23:00	0	0	1	4	1	3	0	1	1	0	0	0	0	0	0	0	0	0	0	11	40	30 to 40	72.7	6	54.5
24 Hr Summary		18	125	698	1457	806	263	69	21	5	1	1	0	0	0	0	0	0	0	0	3464	34	25 to 35	85.5	1166	33.7

Incoming Histogram
A170 inward
A170 Linkfoot Lane, Helmsley 30mph zone
from Thu-Apr-08-2021-11-00-AM to Wed-Jul-21-2021-06-59-PM

Date	Starting Hr:min	<15	15 to <20	20 to <25	25 to <30	30 to <35	35 to <40	40 to <45	45 to <50	50 to <55	55 to <60	60 to <65	65 to <70	70 to <75	75 to <80	80 to <85	85 to <90	90 to <95	95 to <100	100 to >105	Total Counts	85pct Speed	10MPH Pace	% in pace	# of Speeders	% Speeders
09/07/2021	00:00	0	0	0	2	1	2	0	3	0	0	0	0	0	0	0	0	0	0	0	8	48.3	30 to 40	62.5	6	75.0
09/07/2021	01:00	0	0	0	0	0	0	0	0	0	1	0	0	0	0	0	0	0	0	0	1	60	50 to 60	100.0	1	100.0
09/07/2021	02:00	0	0	0	0	2	0	1	1	0	0	0	0	0	0	0	0	0	0	0	4	45	35 to 45	75.0	4	100.0
09/07/2021	03:00	0	0	0	0	1	0	2	0	0	0	0	0	0	0	0	0	0	0	0	3	45	35 to 45	100.0	3	100.0
09/07/2021	04:00	0	0	0	1	4	3	3	1	0	0	0	0	0	0	0	0	0	0	0	12	43.3	35 to 45	83.3	11	91.7
09/07/2021	05:00	0	0	6	10	4	6	2	0	0	0	0	0	0	0	0	0	0	0	0	28	38.3	25 to 35	71.4	12	42.9
09/07/2021	06:00	0	1	8	27	26	8	5	0	2	0	0	0	0	0	0	0	0	0	0	77	36.9	25 to 35	79.2	41	53.2
09/07/2021	07:00	1	4	21	69	46	9	7	3	0	0	0	0	0	0	0	0	0	0	0	160	34.5	25 to 35	85.0	65	40.6
09/07/2021	08:00	0	18	52	113	63	19	4	0	0	0	0	0	0	0	0	0	0	0	0	269	33.7	25 to 35	84.8	86	32.0
09/07/2021	09:00	1	20	91	157	70	19	3	0	0	0	0	0	0	0	0	0	0	0	0	361	32.7	25 to 35	88.1	92	25.5
09/07/2021	10:00	3	25	118	147	86	11	2	0	0	0	0	0	0	0	0	0	0	0	0	392	32.3	25 to 35	89.5	99	25.3
09/07/2021	11:00	2	24	97	161	58	9	1	0	0	0	0	0	0	0	0	0	0	0	0	352	31.3	25 to 35	89.8	68	19.3
09/07/2021	12:00	1	20	71	146	70	18	2	0	0	0	0	0	0	0	0	0	0	0	0	328	32.9	25 to 35	87.5	90	27.4
09/07/2021	13:00	3	13	65	129	73	16	3	0	0	0	0	0	0	0	0	0	0	0	0	302	33.2	25 to 35	88.4	92	30.5
09/07/2021	14:00	0	8	50	117	56	20	5	0	0	0	0	0	0	0	0	0	0	0	0	256	33.8	25 to 35	87.1	81	31.6
09/07/2021	15:00	2	27	90	153	66	16	2	1	0	0	0	0	0	0	0	0	0	0	0	357	32.3	25 to 35	86.6	85	23.8
09/07/2021	16:00	1	10	55	113	69	22	7	1	0	0	0	0	0	0	0	0	0	0	0	278	34.1	25 to 35	85.3	99	35.6
09/07/2021	17:00	0	6	50	124	56	21	2	1	0	0	0	0	0	0	0	0	0	0	0	260	33.7	25 to 35	88.5	80	30.8
09/07/2021	18:00	0	7	25	80	47	16	5	0	0	0	0	0	0	0	0	0	0	0	0	180	34.4	25 to 35	84.4	68	37.8
09/07/2021	19:00	0	3	9	38	26	14	2	1	0	0	0	0	0	0	0	0	0	0	0	93	36.1	30 to 40	83.9	43	46.2
09/07/2021	20:00	0	0	6	27	17	13	6	2	0	0	0	0	0	0	0	0	0	0	0	71	38.8	30 to 40	80.3	38	53.5
09/07/2021	21:00	0	1	15	24	22	3	5	0	0	0	0	0	0	0	0	0	0	0	0	70	34.5	25 to 35	87.1	30	42.9
09/07/2021	22:00	0	1	4	9	12	9	3	0	0	0	0	0	0	0	0	0	0	0	0	38	38.3	30 to 40	78.9	24	63.2
09/07/2021	23:00	0	0	0	7	2	4	1	3	0	0	0	0	0	0	0	0	0	0	0	17	45	30 to 40	76.5	10	58.8
24 Hr Summary		14	188	833	1654	877	258	73	17	2	1	0	0	0	0	0	0	0	0	0	3917	33.6	25 to 35	85.9	1228	31.4

Incoming Histogram
A170 inward
A170 Linkfoot Lane, Helmsley 30mph zone
from Thu-Apr-08-2021-11-00-AM to Wed-Jul-21-2021-06-59-PM

Date	Starting Hr:min	<15	15 to <20	20 to <25	25 to <30	30 to <35	35 to <40	40 to <45	45 to <50	50 to <55	55 to <60	60 to <65	65 to <70	70 to <75	75 to <80	80 to <85	85 to <90	90 to <95	95 to <100	100 to >105	Total Counts	85pct Speed	10MPH Pace	% in pace	# of Speeders	% Speeders
10/07/2021	00:00	0	0	0	1	3	2	1	1	0	0	0	0	0	0	0	0	0	0	0	8	45	30 to 40	75.0	7	87.5
10/07/2021	01:00	0	0	0	4	0	0	0	0	1	1	0	0	0	0	0	0	0	0	0	6	55	20 to 30	66.7	2	33.3
10/07/2021	02:00	0	0	0	1	1	0	0	0	0	0	0	0	0	0	0	0	0	0	0	2	35	25 to 35	100.0	1	50.0
10/07/2021	03:00	0	1	0	2	2	1	0	0	0	0	0	0	0	0	0	0	0	0	0	6	35	30 to 40	83.3	3	50.0
10/07/2021	04:00	0	0	2	1	3	1	0	0	0	0	0	0	0	0	0	0	0	0	0	7	35	25 to 35	85.7	4	57.1
10/07/2021	05:00	0	0	1	4	3	4	2	0	0	0	0	0	0	0	0	0	0	0	0	14	40	30 to 40	78.6	9	64.3
10/07/2021	06:00	0	0	3	19	4	3	1	0	0	0	0	0	0	0	0	0	0	0	0	30	35	25 to 35	86.7	8	26.7
10/07/2021	07:00	0	3	13	32	23	8	3	1	0	0	0	0	0	0	0	0	0	0	0	83	35	25 to 35	81.9	35	42.2
10/07/2021	08:00	0	7	22	61	34	13	0	1	0	0	0	0	0	0	0	0	0	0	0	138	34	25 to 35	84.8	48	34.8
10/07/2021	09:00	0	10	51	111	62	8	3	1	1	0	0	0	0	0	0	0	0	0	0	247	33.1	25 to 35	90.7	75	30.4
10/07/2021	10:00	1	11	82	163	67	8	0	0	0	0	0	0	0	0	0	0	0	0	0	332	31.9	25 to 35	94.0	75	22.6
10/07/2021	11:00	0	5	55	112	85	16	0	1	0	0	0	0	0	0	0	0	0	0	0	274	33.6	25 to 35	92.0	102	37.2
10/07/2021	12:00	0	7	53	101	74	16	4	0	0	0	0	0	0	0	0	0	0	0	0	255	33.8	25 to 35	89.4	94	36.9
10/07/2021	13:00	1	6	40	122	53	22	4	0	0	0	0	0	0	0	0	0	0	0	0	248	34	25 to 35	86.7	79	31.9
10/07/2021	14:00	0	8	42	113	54	12	4	1	0	0	0	0	0	0	0	0	0	0	0	234	33.3	25 to 35	89.3	71	30.3
10/07/2021	15:00	0	2	33	69	34	13	0	0	0	0	0	0	0	0	0	0	0	0	0	151	33.5	25 to 35	90.1	47	31.1
10/07/2021	16:00	0	2	33	88	32	16	5	0	0	0	0	0	0	0	0	0	0	0	0	176	34.2	25 to 35	86.9	53	30.1
10/07/2021	17:00	1	5	54	130	72	22	2	0	0	0	0	0	0	0	0	0	0	0	0	286	33.7	25 to 35	89.5	96	33.6
10/07/2021	18:00	0	4	24	67	57	22	3	1	0	0	0	0	0	0	0	0	0	0	0	178	34.9	25 to 35	83.1	83	46.6
10/07/2021	19:00	0	5	15	48	47	10	0	0	0	0	0	0	0	0	0	0	0	0	0	125	34	25 to 35	88.0	57	45.6
10/07/2021	20:00	0	2	12	20	24	15	3	3	0	0	1	0	0	0	0	0	0	0	0	80	38.3	30 to 40	73.8	46	57.5
10/07/2021	21:00	0	0	4	15	10	6	2	2	0	0	0	0	0	0	0	0	0	0	0	39	38.3	30 to 40	79.5	20	51.3
10/07/2021	22:00	0	0	2	10	13	3	3	1	0	0	0	0	0	0	0	0	0	0	0	32	38.3	30 to 40	81.3	20	62.5
10/07/2021	23:00	0	0	1	3	2	4	0	0	0	0	0	0	0	0	0	0	0	0	0	10	37.5	30 to 40	90.0	6	60.0
24 Hr Summary		3	78	542	1297	759	225	40	13	2	1	1	0	0	0	0	0	0	0	0	2961	33.9	25 to 35	87.7	1041	35.2

Incoming Histogram
A170 inward
A170 Linkfoot Lane, Helmsley 30mph zone

from Thu-Apr-08-2021-11-00-AM to Wed-Jul-21-2021-06-59-PM

Date	Starting Hr:min	<15	15 to <20	20 to <25	25 to <30	30 to <35	35 to <40	40 to <45	45 to <50	50 to <55	55 to <60	60 to <65	65 to <70	70 to <75	75 to <80	80 to <85	85 to <90	90 to <95	95 to <100	100 to >105	Total Counts	85pct Speed	10MPH Pace	% in pace	# of Speeders	% Speeders
11/07/2021	00:00	0	0	0	1	4	1	0	1	0	0	0	0	0	0	0	0	0	0	0	7	40	30 to 40	85.7	6	85.7
11/07/2021	01:00	0	0	0	1	1	2	0	1	0	0	0	0	0	0	0	0	0	0	0	5	40	30 to 40	80.0	4	80.0
11/07/2021	02:00	0	0	0	1	0	0	1	0	0	0	0	0	0	0	0	0	0	0	0	2	45	20 to 30	50.0	1	50.0
11/07/2021	03:00	0	0	0	0	0	1	0	0	0	0	0	0	0	0	0	0	0	0	0	1	40	30 to 40	100.0	1	100.0
11/07/2021	04:00	0	0	0	0	1	0	0	1	0	0	0	0	0	0	0	0	0	0	0	2	50	25 to 35	50.0	2	100.0
11/07/2021	05:00	0	0	0	1	3	4	0	0	0	1	0	0	0	0	0	0	0	0	0	9	40	30 to 40	88.9	8	88.9
11/07/2021	06:00	0	0	1	10	4	3	0	0	0	0	0	0	0	0	0	0	0	0	0	18	35	30 to 40	94.4	7	38.9
11/07/2021	07:00	0	0	9	16	14	6	2	0	0	0	0	0	0	0	0	0	0	0	0	47	35.8	25 to 35	83.0	22	46.8
11/07/2021	08:00	1	1	17	49	25	10	2	1	0	0	0	0	0	0	0	0	0	0	0	106	34.4	25 to 35	85.8	38	35.8
11/07/2021	09:00	1	9	32	108	45	14	3	0	0	0	0	0	0	0	0	0	0	0	0	212	33.3	25 to 35	87.3	62	29.2
11/07/2021	10:00	1	10	54	121	94	16	2	0	0	0	0	0	0	0	0	0	0	0	0	298	33.6	25 to 35	90.3	112	37.6
11/07/2021	11:00	0	6	63	127	62	11	7	1	0	0	0	0	0	0	0	0	0	0	0	277	33.1	25 to 35	91.0	81	29.2
11/07/2021	12:00	1	5	36	122	71	12	2	1	0	0	0	0	0	0	0	0	0	0	0	250	33.4	25 to 35	91.6	86	34.4
11/07/2021	13:00	0	6	41	152	47	11	2	0	0	0	0	0	0	0	0	0	0	0	0	259	32.2	25 to 35	92.7	60	23.2
11/07/2021	14:00	0	7	64	163	61	15	2	0	0	0	0	0	0	0	0	0	0	0	0	312	32.5	25 to 35	92.3	78	25.0
11/07/2021	15:00	0	7	51	141	59	27	3	1	0	0	0	0	0	0	0	0	0	0	0	289	34	25 to 35	86.9	90	31.1
11/07/2021	16:00	1	8	32	98	68	21	8	0	0	0	0	0	0	0	0	0	0	0	0	236	34.6	25 to 35	83.9	97	41.1
11/07/2021	17:00	0	0	39	92	54	22	5	1	1	0	0	0	0	0	0	0	0	0	0	214	34.7	25 to 35	86.4	83	38.8
11/07/2021	18:00	1	0	15	41	25	6	4	1	0	0	0	0	0	0	0	0	0	0	0	93	34.4	25 to 35	87.1	36	38.7
11/07/2021	19:00	0	1	8	37	27	6	4	1	2	0	0	0	0	0	0	0	0	0	0	86	35	25 to 35	83.7	40	46.5
11/07/2021	20:00	1	0	6	9	12	5	0	0	0	0	0	0	0	0	0	0	0	0	0	33	35	25 to 35	81.8	17	51.5
11/07/2021	21:00	0	0	2	6	3	3	2	0	0	0	0	0	0	0	0	0	0	0	0	16	40	30 to 40	75.0	8	50.0
11/07/2021	22:00	0	1	1	7	2	3	0	3	0	0	0	0	0	0	0	0	0	0	0	17	40	30 to 40	70.6	8	47.1
11/07/2021	23:00	0	2	3	10	7	6	1	1	0	0	0	0	0	0	0	0	0	0	0	30	38.3	30 to 40	76.7	15	50.0
24 Hr Summary		7	63	474	1313	689	205	50	14	3	1	0	0	0	0	0	0	0	0	0	2819	33.9	25 to 35	87.8	962	34.1

Incoming Histogram
A170 inward
A170 Linkfoot Lane, Helmsley 30mph zone

from Thu-Apr-08-2021-11-00-AM to Wed-Jul-21-2021-06-59-PM

Date	Starting Hr:min	<15	15 to <20	20 to <25	25 to <30	30 to <35	35 to <40	40 to <45	45 to <50	50 to <55	55 to <60	60 to <65	65 to <70	70 to <75	75 to <80	80 to <85	85 to <90	90 to <95	95 to <100	100 to >105	Total Counts	85pct Speed	10MPH Pace	% in pace	# of Speeders	% Speeders
12/07/2021	00:00	0	0	1	2	2	2	1	0	0	0	0	0	0	0	0	0	0	0	0	8	40	30 to 40	75.0	5	62.5
12/07/2021	01:00	0	0	0	0	0	0	0	0	0	1	0	0	0	0	0	0	0	0	0	1	60	50 to 60	100.0	1	100.0
12/07/2021	02:00	0	1	1	0	0	0	0	0	0	0	0	0	0	0	0	0	0	0	0	2	25	15 to 25	100.0	*	*
12/07/2021	03:00	0	0	0	0	0	0	0	0	0	0	0	0	0	0	0	0	0	0	0	0	0	*	*	*	*
12/07/2021	04:00	0	0	0	3	0	1	0	0	0	0	0	0	0	0	0	0	0	0	0	4	30	30 to 40	100.0	1	25.0
12/07/2021	05:00	0	0	1	3	3	4	3	0	1	0	0	0	0	0	0	0	0	0	0	15	43.3	30 to 40	66.7	11	73.3
12/07/2021	06:00	0	0	9	21	17	10	4	1	0	0	0	0	0	0	0	0	0	0	0	62	38	30 to 40	77.4	32	51.6
12/07/2021	07:00	0	2	19	64	27	12	0	0	0	0	0	0	0	0	0	0	0	0	0	124	33.7	25 to 35	88.7	39	31.5
12/07/2021	08:00	2	6	41	118	58	15	4	0	0	0	0	0	0	0	0	0	0	0	0	244	33.4	25 to 35	88.9	77	31.6
12/07/2021	09:00	0	9	62	106	57	15	4	1	0	0	0	0	0	0	0	0	0	0	0	254	33.4	25 to 35	88.6	77	30.3
12/07/2021	10:00	0	6	81	149	69	21	3	0	0	0	0	0	0	0	0	0	0	0	0	329	33.2	25 to 35	90.9	93	28.3
12/07/2021	11:00	1	7	57	103	69	20	0	1	0	0	0	0	0	0	0	0	0	0	0	258	33.7	25 to 35	88.8	90	34.9
12/07/2021	12:00	1	10	39	118	50	13	2	1	0	0	0	0	0	0	0	0	0	0	0	234	33.1	25 to 35	88.5	66	28.2
12/07/2021	13:00	0	4	46	74	42	18	4	0	0	0	0	0	0	0	0	0	0	0	0	188	34.3	25 to 35	86.2	64	34.0
12/07/2021	14:00	0	4	27	61	23	6	1	0	0	0	0	0	0	0	0	0	0	0	0	122	32.6	25 to 35	91.0	30	24.6
12/07/2021	15:00	1	3	23	42	28	8	4	0	0	0	0	0	0	0	0	0	0	0	0	109	34.3	25 to 35	85.3	40	36.7
12/07/2021	16:00	0	8	32	55	34	9	1	0	0	0	0	0	0	0	0	0	0	0	0	139	33.4	25 to 35	87.1	44	31.7
12/07/2021	17:00	1	3	37	72	31	8	5	0	0	0	0	0	0	0	0	0	0	0	0	157	33.2	25 to 35	89.2	44	28.0
12/07/2021	18:00	1	2	8	28	18	14	0	1	0	0	0	0	0	0	0	0	0	0	0	72	36.4	30 to 40	83.3	33	45.8
12/07/2021	19:00	0	1	19	31	22	7	1	1	0	0	0	0	0	0	0	0	0	0	0	82	34.3	25 to 35	87.8	31	37.8
12/07/2021	20:00	0	1	5	17	11	7	4	0	0	0	0	0	0	0	0	0	0	0	0	45	37.9	30 to 40	77.8	22	48.9
12/07/2021	21:00	0	0	9	13	4	0	1	1	1	0	0	0	0	0	0	0	0	0	0	29	33.8	25 to 35	89.7	7	24.1
12/07/2021	22:00	0	0	0	8	3	3	1	0	1	0	0	0	0	0	0	0	0	0	0	16	40	30 to 40	87.5	8	50.0
12/07/2021	23:00	0	0	0	3	2	0	1	0	1	0	0	0	0	0	0	0	0	0	0	7	45	25 to 35	71.4	4	57.1
24 Hr Summary		7	67	517	1091	570	193	44	7	4	1	0	0	0	0	0	0	0	0	0	2501	33.9	25 to 35	87.1	819	32.7

Incoming Histogram
A170 inward
A170 Linkfoot Lane, Helmsley 30mph zone
from Thu-Apr-08-2021-11-00-AM to Wed-Jul-21-2021-06-59-PM

Date	Starting Hr:min	<15	15 to <20	20 to <25	25 to <30	30 to <35	35 to <40	40 to <45	45 to <50	50 to <55	55 to <60	60 to <65	65 to <70	70 to <75	75 to <80	80 to <85	85 to <90	90 to <95	95 to <100	100 to >105	Total Counts	85pct Speed	10MPH Pace	% in pace	# of Speeders	% Speeders
13/07/2021	00:00	0	0	0	2	0	1	0	0	0	0	0	0	0	0	0	0	0	0	0	3	40	30 to 40	100.0	1	33.3
13/07/2021	01:00	0	0	0	0	1	0	0	0	0	1	0	0	0	0	0	0	0	0	0	2	60	25 to 35	50.0	2	100.0
13/07/2021	02:00	0	0	0	0	1	1	2	0	0	0	0	0	0	0	0	0	0	0	0	4	42.5	35 to 45	100.0	4	100.0
13/07/2021	03:00	0	0	0	2	1	1	0	0	0	1	0	0	0	0	0	0	0	0	0	5	40	30 to 40	80.0	3	60.0
13/07/2021	04:00	0	0	0	1	0	0	1	1	0	0	0	0	0	0	0	0	0	0	0	3	50	40 to 50	66.7	2	66.7
13/07/2021	05:00	0	0	4	1	5	5	1	0	0	1	0	0	0	0	0	0	0	0	0	17	39	30 to 40	64.7	12	70.6
13/07/2021	06:00	1	1	8	30	25	19	2	0	0	0	0	0	0	0	0	0	0	0	0	86	37.1	30 to 40	86.0	46	53.5
13/07/2021	07:00	0	3	24	76	25	15	4	0	0	0	0	0	0	0	0	0	0	0	0	147	34.4	25 to 35	85.0	44	29.9
13/07/2021	08:00	1	9	57	82	54	21	6	0	0	0	0	0	0	0	0	0	0	0	0	230	34.4	25 to 35	83.9	81	35.2
13/07/2021	09:00	0	6	48	126	51	13	2	0	0	0	0	0	0	0	0	0	0	0	0	246	32.8	25 to 35	91.5	66	26.8
13/07/2021	10:00	2	6	58	122	50	21	3	0	0	0	0	0	0	0	0	0	0	0	0	262	33.5	25 to 35	87.8	74	28.2
13/07/2021	11:00	1	12	57	127	62	10	2	0	0	0	0	0	0	0	0	0	0	0	0	271	32.7	25 to 35	90.8	74	27.3
13/07/2021	12:00	1	8	51	115	51	19	2	0	0	0	0	0	0	0	0	0	0	0	0	247	33.4	25 to 35	87.9	72	29.1
13/07/2021	13:00	0	11	48	126	50	5	2	0	0	0	0	0	0	0	0	0	0	0	0	242	32.1	25 to 35	92.6	57	23.6
13/07/2021	14:00	0	5	63	112	56	18	5	2	0	0	0	0	0	0	0	0	0	0	0	261	33.8	25 to 35	88.5	81	31.0
13/07/2021	15:00	1	10	43	131	61	18	1	0	0	0	0	0	0	0	0	0	0	0	0	265	33.3	25 to 35	88.7	80	30.2
13/07/2021	16:00	0	5	62	136	58	20	3	0	0	0	0	0	0	0	0	0	0	0	0	284	33.3	25 to 35	90.1	81	28.5
13/07/2021	17:00	0	10	54	93	50	16	4	0	0	0	0	0	0	0	0	0	0	0	0	227	33.6	25 to 35	86.8	70	30.8
13/07/2021	18:00	1	1	25	62	52	20	6	1	0	0	0	0	0	0	0	0	0	0	0	168	35.5	25 to 35	82.7	79	47.0
13/07/2021	19:00	0	1	8	44	31	15	1	0	0	0	0	0	0	0	0	0	0	0	0	100	35.3	30 to 40	90.0	47	47.0
13/07/2021	20:00	0	0	5	22	22	3	2	1	1	1	0	0	0	0	0	0	0	0	0	57	34.8	25 to 35	86.0	30	52.6
13/07/2021	21:00	0	1	11	14	7	4	2	0	0	0	0	0	0	0	0	0	0	0	0	39	35	25 to 35	82.1	13	33.3
13/07/2021	22:00	0	0	2	11	4	5	0	0	0	0	0	0	0	0	0	0	0	0	0	22	37	30 to 40	90.9	9	40.9
13/07/2021	23:00	0	0	3	5	2	2	1	0	0	0	0	0	0	0	0	0	0	0	0	13	37.5	25 to 35	76.9	5	38.5
24 Hr Summary		8	89	631	1440	719	252	52	5	1	4	0	0	0	0	0	0	0	0	0	3201	33.8	25 to 35	87.2	1033	32.3

Incoming Histogram
A170 inward
A170 Linkfoot Lane, Helmsley 30mph zone
from Thu-Apr-08-2021-11-00-AM to Wed-Jul-21-2021-06-59-PM

Date	Starting Hr:min	<15	15 to <20	20 to <25	25 to <30	30 to <35	35 to <40	40 to <45	45 to <50	50 to <55	55 to <60	60 to <65	65 to <70	70 to <75	75 to <80	80 to <85	85 to <90	90 to <95	95 to <100	100 to >105	Total Counts	85pct Speed	10MPH Pace	% in pace	# of Speeders	% Speeders
14/07/2021	00:00	0	0	0	0	0	1	0	1	0	0	0	0	0	0	0	0	0	0	0	2	50	40 to 50	100.0	2	100.0
14/07/2021	01:00	0	1	0	1	0	1	0	0	0	1	0	0	0	0	0	0	0	0	0	4	40	20 to 30	50.0	2	50.0
14/07/2021	02:00	0	0	0	1	1	1	0	0	0	0	0	0	0	0	0	0	0	0	0	3	40	30 to 40	100.0	2	66.7
14/07/2021	03:00	0	0	0	0	0	0	1	0	0	0	0	0	0	0	0	0	0	0	0	1	45	35 to 45	100.0	1	100.0
14/07/2021	04:00	0	0	2	1	5	2	3	1	1	0	0	0	0	0	0	0	0	0	0	15	45	35 to 45	66.7	12	80.0
14/07/2021	05:00	0	2	5	10	9	5	1	1	0	0	0	0	0	0	0	0	0	0	0	33	37	25 to 35	72.7	16	48.5
14/07/2021	06:00	0	2	9	24	22	9	3	0	1	0	0	0	0	0	0	0	0	0	0	70	36.7	25 to 35	78.6	35	50.0
14/07/2021	07:00	0	2	31	71	44	8	2	1	0	0	0	0	0	0	0	0	0	0	0	159	33.5	25 to 35	91.8	55	34.6
14/07/2021	08:00	1	4	51	109	59	17	6	0	0	0	0	0	0	0	0	0	0	0	0	247	33.8	25 to 35	88.7	82	33.2
14/07/2021	09:00	1	8	66	142	47	19	2	0	0	0	0	0	0	0	0	0	0	0	0	285	32.7	25 to 35	89.5	68	23.9
14/07/2021	10:00	3	7	43	148	59	10	1	0	0	0	0	0	0	0	0	0	0	0	0	271	32.5	25 to 35	92.3	70	25.8
14/07/2021	11:00	2	14	85	130	56	17	3	3	0	0	0	0	0	0	0	0	0	0	0	310	32.9	25 to 35	87.4	79	25.5
14/07/2021	12:00	1	12	59	116	62	24	0	0	0	0	0	0	0	0	0	0	0	0	0	274	33.6	25 to 35	86.5	86	31.4
14/07/2021	13:00	1	5	55	113	38	13	4	0	0	0	0	0	0	0	0	0	0	0	0	229	32.8	25 to 35	90.0	55	24.0
14/07/2021	14:00	0	6	63	120	62	10	2	0	0	0	0	0	0	0	0	0	0	0	0	263	32.8	25 to 35	93.2	74	28.1
14/07/2021	15:00	2	14	61	126	62	12	3	1	0	0	0	0	0	0	0	0	0	0	0	281	32.9	25 to 35	88.6	78	27.8
14/07/2021	16:00	0	5	70	128	71	16	0	0	0	0	0	0	0	0	0	0	0	0	0	290	33	25 to 35	92.8	87	30.0
14/07/2021	17:00	0	5	61	139	65	13	6	1	1	0	0	0	0	0	0	0	0	0	0	291	33.2	25 to 35	91.1	86	29.6
14/07/2021	18:00	1	2	27	68	41	15	7	0	0	0	0	0	0	0	0	0	0	0	0	161	34.8	25 to 35	84.5	63	39.1
14/07/2021	19:00	1	4	25	49	41	22	6	0	0	0	0	0	0	0	0	0	0	0	0	148	36.4	25 to 35	77.7	69	46.6
14/07/2021	20:00	0	2	9	37	22	10	1	0	0	0	0	0	0	0	0	0	0	0	0	81	34.8	30 to 40	85.2	33	40.7
14/07/2021	21:00	0	0	1	21	15	9	3	0	0	0	0	0	0	0	0	0	0	0	0	49	37.8	30 to 40	91.8	27	55.1
14/07/2021	22:00	0	0	0	13	6	4	2	0	0	0	0	0	0	0	0	0	0	0	0	25	37.5	30 to 40	92.0	12	48.0
14/07/2021	23:00	0	0	0	3	2	0	0	1	0	0	0	0	0	0	0	0	0	0	0	6	35	25 to 35	83.3	3	50.0
24 Hr Summary		13	95	723	1570	789	238	56	10	3	1	0	0	0	0	0	0	0	0	0	3498	33.6	25 to 35	88.1	1097	31.4

Incoming Histogram
A170 inward
A170 Linkfoot Lane, Helmsley 30mph zone
from Thu-Apr-08-2021-11-00-AM to Wed-Jul-21-2021-06-59-PM

Date	Starting Hr:min	<15	15 to <20	20 to <25	25 to <30	30 to <35	35 to <40	40 to <45	45 to <50	50 to <55	55 to <60	60 to <65	65 to <70	70 to <75	75 to <80	80 to <85	85 to <90	90 to <95	95 to <100	100 to >105	Total Counts	85pct Speed	10MPH Pace	% in pace	# of Speeders	% Speeders
15/07/2021	00:00	0	0	0	4	3	0	1	0	1	0	0	0	0	0	0	0	0	0	0	9	45	25 to 35	77.8	5	55.6
15/07/2021	01:00	0	0	0	1	1	2	1	0	0	0	0	0	0	0	0	0	0	0	0	5	40	30 to 40	80.0	4	80.0
15/07/2021	02:00	0	0	0	0	0	2	1	1	0	0	0	0	0	0	0	0	0	0	0	4	45	40 to 50	100.0	4	100.0
15/07/2021	03:00	0	0	0	0	0	0	1	2	0	1	0	0	0	0	0	0	0	0	0	4	50	40 to 50	75.0	4	100.0
15/07/2021	04:00	0	0	0	4	3	2	2	2	0	0	0	0	0	0	0	0	0	0	0	13	45	30 to 40	69.2	9	69.2
15/07/2021	05:00	0	0	3	2	5	4	5	0	1	0	0	0	0	0	0	0	0	0	0	20	43	35 to 45	70.0	15	75.0
15/07/2021	06:00	0	2	8	39	32	12	6	3	0	0	0	0	0	0	0	0	0	0	0	102	37.5	30 to 40	81.4	53	52.0
15/07/2021	07:00	0	10	31	71	45	20	5	1	0	0	0	0	0	0	0	0	0	0	0	183	34.9	25 to 35	80.3	71	38.8
15/07/2021	08:00	1	13	52	98	61	18	2	1	0	0	0	0	0	0	0	0	0	0	0	246	33.7	25 to 35	85.8	82	33.3
15/07/2021	09:00	3	14	75	133	42	16	2	0	0	0	0	0	0	0	0	0	0	0	0	285	32	25 to 35	87.7	60	21.1
15/07/2021	10:00	0	7	58	148	47	13	5	1	0	0	0	0	0	0	0	0	0	0	0	279	32.6	25 to 35	90.7	66	23.7
15/07/2021	11:00	1	11	70	148	66	11	3	1	0	0	0	0	0	0	0	0	0	0	0	311	32.6	25 to 35	91.3	81	26.0
15/07/2021	12:00	0	6	45	121	71	19	2	0	0	0	0	0	0	0	0	0	0	0	0	264	33.7	25 to 35	89.8	92	34.8
15/07/2021	13:00	0	3	56	125	52	21	3	1	0	0	0	0	0	0	0	0	0	0	0	261	33.7	25 to 35	89.3	77	29.5
15/07/2021	14:00	0	10	60	139	58	16	4	0	0	0	0	0	0	0	0	0	0	0	0	287	33	25 to 35	89.5	78	27.2
15/07/2021	15:00	2	11	70	147	66	16	3	0	0	0	0	0	0	0	0	0	0	0	0	315	32.9	25 to 35	89.8	85	27.0
15/07/2021	16:00	1	12	74	109	50	20	3	2	0	0	0	0	0	0	0	0	0	0	0	271	33.4	25 to 35	86.0	75	27.7
15/07/2021	17:00	0	12	51	118	46	26	8	0	1	0	0	0	0	0	0	0	0	0	0	262	34.6	25 to 35	82.1	81	30.9
15/07/2021	18:00	0	1	21	75	53	15	7	0	0	0	0	0	0	0	0	0	0	0	0	172	34.6	25 to 35	86.6	75	43.6
15/07/2021	19:00	0	2	18	54	43	17	4	2	0	0	0	0	0	0	0	0	0	0	0	140	35.6	25 to 35	82.1	66	47.1
15/07/2021	20:00	0	4	5	30	21	9	4	0	0	0	0	0	0	0	0	0	0	0	0	73	36.1	30 to 40	82.2	34	46.6
15/07/2021	21:00	0	2	4	26	19	2	6	1	0	1	0	0	0	0	0	0	0	0	0	61	37.5	25 to 35	80.3	29	47.5
15/07/2021	22:00	0	0	2	10	7	6	2	0	1	0	0	0	0	0	0	0	0	0	0	28	39.2	30 to 40	82.1	16	57.1
15/07/2021	23:00	0	0	0	2	3	2	5	2	0	0	0	0	0	0	0	0	0	0	0	14	45	35 to 45	71.4	12	85.7
24 Hr Summary		8	120	703	1604	794	269	85	20	4	2	0	0	0	0	0	0	0	0	0	3609	34	25 to 35	85.9	1174	32.5

Incoming Histogram
A170 inward
A170 Linkfoot Lane, Helmsley 30mph zone
from Thu-Apr-08-2021-11-00-AM to Wed-Jul-21-2021-06-59-PM

Date	Starting Hr:min	<15	15 to <20	20 to <25	25 to <30	30 to <35	35 to <40	40 to <45	45 to <50	50 to <55	55 to <60	60 to <65	65 to <70	70 to <75	75 to <80	80 to <85	85 to <90	90 to <95	95 to <100	100 to >105	Total Counts	85pct Speed	10MPH Pace	% in pace	# of Speeders	% Speeders
16/07/2021	00:00	0	0	0	1	0	0	1	0	0	0	0	0	0	0	0	0	0	0	0	2	45	20 to 30	50.0	1	50.0
16/07/2021	01:00	0	0	0	0	0	0	0	0	0	0	1	0	0	0	0	0	0	0	0	1	65	55 to 65	100.0	1	100.0
16/07/2021	02:00	0	0	0	1	1	3	0	0	0	0	0	0	0	0	0	0	0	0	0	5	38.3	30 to 40	100.0	4	80.0
16/07/2021	03:00	0	0	0	0	1	0	1	0	0	0	0	0	0	0	0	0	0	0	0	2	45	35 to 45	100.0	2	100.0
16/07/2021	04:00	1	0	0	0	4	1	3	0	1	0	0	0	0	0	0	0	0	0	0	10	43.3	35 to 45	80.0	9	90.0
16/07/2021	05:00	0	1	3	5	7	4	4	2	1	0	0	0	0	0	0	0	0	0	0	27	43.8	30 to 40	59.3	18	66.7
16/07/2021	06:00	1	0	5	19	17	14	9	2	0	0	0	0	0	0	0	0	0	0	0	67	40.6	30 to 40	74.6	42	62.7
16/07/2021	07:00	0	5	32	71	52	10	2	0	0	0	0	0	0	0	0	0	0	0	0	172	33.7	25 to 35	90.1	64	37.2
16/07/2021	08:00	0	4	52	122	67	13	1	0	0	0	0	0	0	0	0	0	0	0	0	259	33.1	25 to 35	93.1	81	31.3
16/07/2021	09:00	5	15	76	140	68	10	1	1	0	0	0	0	0	0	0	0	0	0	0	316	32.4	25 to 35	89.9	80	25.3
16/07/2021	10:00	0	12	98	164	88	11	3	0	0	0	0	0	0	0	0	0	0	0	0	376	32.6	25 to 35	93.1	102	27.1
16/07/2021	11:00	1	30	104	158	53	9	1	2	0	0	0	0	0	0	0	0	0	0	0	358	31	25 to 35	88.0	65	18.2
16/07/2021	12:00	2	12	66	132	65	15	3	0	0	0	0	0	0	0	0	0	0	0	0	295	33	25 to 35	89.2	83	28.1
16/07/2021	13:00	1	20	66	142	62	19	0	0	0	0	0	0	0	0	0	0	0	0	0	310	32.8	25 to 35	87.1	81	26.1
16/07/2021	14:00	1	8	64	132	59	14	1	0	0	0	0	0	0	0	0	0	0	0	0	279	32.7	25 to 35	91.4	74	26.5
16/07/2021	15:00	4	12	73	125	59	14	3	1	0	0	0	0	0	0	0	0	0	0	0	291	32.8	25 to 35	88.3	77	26.5
16/07/2021	16:00	0	15	65	126	70	6	3	0	0	0	0	0	0	0	0	0	0	0	0	285	32.6	25 to 35	91.6	79	27.7
16/07/2021	17:00	0	12	57	109	68	21	2	1	0	0	0	0	0	0	0	0	0	0	0	270	33.8	25 to 35	86.7	92	34.1
16/07/2021	18:00	0	5	34	66	47	19	3	1	0	0	0	0	0	0	0	0	0	0	0	175	34.7	25 to 35	84.0	70	40.0
16/07/2021	19:00	0	0	11	56	33	15	4	0	0	0	0	0	0	0	0	0	0	0	0	119	35.3	30 to 40	87.4	52	43.7
16/07/2021	20:00	0	1	13	38	22	11	5	0	0	0	0	0	0	0	0	0	0	0	0	90	35.9	25 to 35	81.1	38	42.2
16/07/2021	21:00	0	0	6	31	12	7	1	0	0	0	0	0	0	0	0	0	0	0	0	57	34.6	30 to 40	87.7	20	35.1
16/07/2021	22:00	0	0	4	11	8	4	5	0	0	0	0	0	0	0	0	0	0	0	0	32	40	25 to 35	71.9	17	53.1
16/07/2021	23:00	0	1	0	5	5	4	1	2	1	0	0	0	0	0	0	0	0	0	0	19	45	30 to 40	73.7	13	68.4
24 Hr Summary		16	153	829	1654	868	224	57	12	3	0	1	0	0	0	0	0	0	0	0	3817	33.4	25 to 35	87.8	1165	30.5

Incoming Histogram
A170 inward
A170 Linkfoot Lane, Helmsley 30mph zone
from Thu-Apr-08-2021-11-00-AM to Wed-Jul-21-2021-06-59-PM

Date	Starting Hr:min	<15	15 to <20	20 to <25	25 to <30	30 to <35	35 to <40	40 to <45	45 to <50	50 to <55	55 to <60	60 to <65	65 to <70	70 to <75	75 to <80	80 to <85	85 to <90	90 to <95	95 to <100	100 to >105	Total Counts	85pct Speed	10MPH Pace	% in pace	# of Speeders	% Speeders
17/07/2021	00:00	0	0	0	1	1	0	0	0	0	0	0	0	0	0	0	0	0	0	0	2	35	25 to 35	100.0	1	50.0
17/07/2021	01:00	0	0	0	2	3	1	0	0	0	0	0	0	0	0	0	0	0	0	0	6	35	30 to 40	100.0	4	66.7
17/07/2021	02:00	0	0	0	0	1	0	2	0	1	0	0	0	0	0	0	0	0	0	0	4	45	35 to 45	75.0	4	100.0
17/07/2021	03:00	0	0	0	0	1	1	1	0	0	0	0	0	0	0	0	0	0	0	0	3	45	35 to 45	100.0	3	100.0
17/07/2021	04:00	0	0	0	3	0	2	1	1	0	0	0	0	0	0	0	0	0	0	0	7	45	30 to 40	71.4	4	57.1
17/07/2021	05:00	0	0	0	3	5	5	1	0	0	0	0	0	0	0	0	0	0	0	0	14	39	30 to 40	92.9	11	78.6
17/07/2021	06:00	0	1	1	7	8	11	6	2	1	0	0	0	0	0	0	0	0	0	0	37	42.5	30 to 40	70.3	28	75.7
17/07/2021	07:00	0	2	11	36	32	13	2	1	0	0	0	0	0	0	0	0	0	0	0	97	35.4	30 to 40	83.5	48	49.5
17/07/2021	08:00	1	3	35	77	55	18	4	0	0	0	0	0	0	0	0	0	0	0	0	193	34.4	25 to 35	86.5	77	39.9
17/07/2021	09:00	1	3	44	127	57	12	1	0	0	0	0	0	0	0	0	0	0	0	0	245	32.9	25 to 35	93.1	70	28.6
17/07/2021	10:00	1	11	69	132	84	20	0	1	0	0	0	0	0	0	0	0	0	0	0	318	33.4	25 to 35	89.6	105	33.0
17/07/2021	11:00	0	11	59	120	64	19	2	0	0	0	0	0	0	0	0	0	0	0	0	275	33.4	25 to 35	88.4	85	30.9
17/07/2021	12:00	1	8	46	99	50	15	2	1	0	0	0	0	0	0	0	0	0	0	0	222	33.5	25 to 35	87.8	68	30.6
17/07/2021	13:00	0	10	47	105	51	14	4	0	0	0	0	0	0	0	0	0	0	0	0	231	33.3	25 to 35	87.9	69	29.9
17/07/2021	14:00	1	4	60	93	58	21	3	0	0	0	0	0	0	0	0	0	0	0	0	240	34	25 to 35	87.9	82	34.2
17/07/2021	15:00	1	11	42	98	51	20	3	0	0	0	0	0	0	0	0	0	0	0	0	226	33.9	25 to 35	84.5	74	32.7
17/07/2021	16:00	3	10	42	110	55	10	2	0	0	0	0	0	0	0	0	0	0	0	0	232	32.9	25 to 35	89.2	67	28.9
17/07/2021	17:00	0	5	28	106	83	36	4	1	0	0	0	0	0	0	0	0	0	0	0	263	35.3	30 to 40	85.6	124	47.1
17/07/2021	18:00	0	1	24	64	52	24	7	1	0	0	0	0	0	0	0	0	0	0	0	173	36.2	25 to 35	80.9	84	48.6
17/07/2021	19:00	0	3	16	54	43	13	5	0	0	0	0	0	0	0	0	0	0	0	0	134	34.8	25 to 35	84.3	61	45.5
17/07/2021	20:00	0	1	13	39	23	10	7	1	0	0	0	0	0	0	0	0	0	0	0	94	37	25 to 35	79.8	41	43.6
17/07/2021	21:00	0	0	3	20	18	11	3	0	1	0	0	0	0	0	0	0	0	0	0	56	38.2	30 to 40	87.5	33	58.9
17/07/2021	22:00	0	0	5	13	12	3	4	0	0	0	0	0	0	0	0	0	0	0	0	37	36.7	25 to 35	81.1	19	51.4
17/07/2021	23:00	0	0	1	9	5	3	3	2	1	0	0	0	0	0	0	0	0	0	0	24	43.3	30 to 40	70.8	14	58.3
24 Hr Summary		9	84	546	1318	812	282	67	11	4	0	0	0	0	0	0	0	0	0	0	3133	34.3	25 to 35	85.4	1176	37.5

Incoming Histogram
A170 inward
A170 Linkfoot Lane, Helmsley 30mph zone

from Thu-Apr-08-2021-11-00-AM to Wed-Jul-21-2021-06-59-PM

Date	Starting Hr:min	<15	15 to <20	20 to <25	25 to <30	30 to <35	35 to <40	40 to <45	45 to <50	50 to <55	55 to <60	60 to <65	65 to <70	70 to <75	75 to <80	80 to <85	85 to <90	90 to <95	95 to <100	100 to >105	Total Counts	85pct Speed	10MPH Pace	% in pace	# of Speeders	% Speeders
18/07/2021	00:00	0	0	0	3	0	0	0	0	0	0	0	0	0	0	0	0	0	0	0	3	30	20 to 30	100.0	*	*
18/07/2021	01:00	0	0	0	0	0	1	0	2	0	0	0	0	0	0	0	0	0	0	0	3	50	40 to 50	100.0	3	100.0
18/07/2021	02:00	0	0	0	1	1	0	0	0	0	0	0	0	0	0	0	0	0	0	0	2	35	25 to 35	100.0	1	50.0
18/07/2021	03:00	0	0	0	0	0	0	0	0	0	0	0	0	0	0	0	0	0	0	0	0	0	*	*	*	*
18/07/2021	04:00	0	0	0	1	0	1	0	0	0	0	0	0	0	0	0	0	0	0	0	2	40	30 to 40	100.0	1	50.0
18/07/2021	05:00	0	0	0	1	3	1	0	0	1	0	0	0	0	0	0	0	0	0	0	6	40	30 to 40	83.3	5	83.3
18/07/2021	06:00	0	0	4	9	8	9	3	0	0	0	0	0	0	0	0	0	0	0	0	33	38.9	30 to 40	78.8	20	60.6
18/07/2021	07:00	0	0	7	22	13	5	2	2	0	0	0	0	0	0	0	0	0	0	0	51	36	25 to 35	82.4	22	43.1
18/07/2021	08:00	2	7	18	51	38	11	1	0	0	0	0	0	0	0	0	0	0	0	0	128	34.1	25 to 35	83.6	50	39.1
18/07/2021	09:00	2	8	43	89	58	15	1	0	0	0	0	0	0	0	0	0	0	0	0	216	33.6	25 to 35	88.0	74	34.3
18/07/2021	10:00	0	6	54	162	76	8	1	0	0	0	0	0	0	0	0	0	0	0	0	307	32.6	25 to 35	95.1	85	27.7
18/07/2021	11:00	0	8	72	135	59	10	1	0	0	0	0	0	0	0	0	0	0	0	0	285	32.3	25 to 35	93.3	70	24.6
18/07/2021	12:00	0	8	44	115	86	11	1	0	0	0	0	0	0	0	0	0	0	0	0	265	33.4	25 to 35	92.5	98	37.0
18/07/2021	13:00	1	5	60	125	53	17	0	1	0	0	0	0	0	0	0	0	0	0	0	262	33	25 to 35	90.8	71	27.1
18/07/2021	14:00	1	5	37	99	56	11	2	0	0	0	0	0	0	0	0	0	0	0	0	211	33.3	25 to 35	91.0	69	32.7
18/07/2021	15:00	0	11	55	117	51	22	2	1	0	0	0	0	0	0	0	0	0	0	0	259	33.6	25 to 35	86.1	76	29.3
18/07/2021	16:00	0	8	41	137	61	18	6	0	0	0	0	0	0	0	0	0	0	0	0	271	33.6	25 to 35	88.2	85	31.4
18/07/2021	17:00	1	9	53	133	74	31	5	0	0	0	0	0	0	0	0	0	0	0	0	306	34.3	25 to 35	85.0	110	35.9
18/07/2021	18:00	0	3	36	87	63	26	5	2	0	0	0	0	0	0	0	0	0	0	0	222	35	25 to 35	83.8	96	43.2
18/07/2021	19:00	0	3	10	46	42	21	6	0	0	0	0	0	0	0	0	0	0	0	0	128	36.9	30 to 40	85.2	69	53.9
18/07/2021	20:00	0	1	7	37	32	9	2	1	0	0	0	0	0	0	0	0	0	0	0	89	34.8	30 to 40	87.6	44	49.4
18/07/2021	21:00	0	0	1	14	11	4	5	3	0	0	0	0	0	0	0	0	0	0	0	38	42	30 to 40	76.3	23	60.5
18/07/2021	22:00	0	0	1	5	3	5	4	0	0	0	0	0	0	0	0	0	0	0	0	18	41.2	30 to 40	72.2	12	66.7
18/07/2021	23:00	0	0	3	3	3	2	2	1	0	0	0	0	0	0	0	0	0	0	0	14	42.5	25 to 35	64.3	8	57.1
24 Hr Summary		7	82	546	1392	791	238	49	13	1	0	0	0	0	0	0	0	0	0	0	3119	33.9	25 to 35	87.5	1092	35.0

Incoming Histogram
A170 inward
A170 Linkfoot Lane, Helmsley 30mph zone

from Thu-Apr-08-2021-11-00-AM to Wed-Jul-21-2021-06-59-PM

Date	Starting Hr:min	<15	15 to <20	20 to <25	25 to <30	30 to <35	35 to <40	40 to <45	45 to <50	50 to <55	55 to <60	60 to <65	65 to <70	70 to <75	75 to <80	80 to <85	85 to <90	90 to <95	95 to <100	100 to >105	Total Counts	85pct Speed	10MPH Pace	% in pace	# of Speeders	% Speeders
19/07/2021	00:00	0	0	0	1	0	1	0	0	0	1	0	0	0	0	0	0	0	0	0	3	60	30 to 40	66.7	2	66.7
19/07/2021	01:00	0	0	0	1	0	0	0	1	0	1	0	0	0	0	0	0	0	0	0	3	60	50 to 60	66.7	2	66.7
19/07/2021	02:00	0	0	0	1	1	1	1	0	1	0	0	0	0	0	0	0	0	0	0	5	45	30 to 40	60.0	4	80.0
19/07/2021	03:00	0	0	0	0	0	0	0	1	0	0	0	0	0	0	0	0	0	0	0	1	50	40 to 50	100.0	1	100.0
19/07/2021	04:00	0	0	0	3	7	4	3	1	0	0	0	0	0	0	0	0	0	0	0	18	41.7	30 to 40	77.8	15	83.3
19/07/2021	05:00	0	1	2	9	5	7	6	3	0	0	0	0	0	0	0	0	0	0	0	33	43.3	30 to 40	63.6	21	63.6
19/07/2021	06:00	0	1	10	25	30	10	2	2	0	0	0	0	0	0	0	0	0	0	0	80	36	25 to 35	81.3	44	55.0
19/07/2021	07:00	0	7	31	64	39	7	3	1	0	0	0	0	0	0	0	0	0	0	0	152	33.5	25 to 35	88.2	50	32.9
19/07/2021	08:00	0	10	60	107	49	17	6	0	0	0	0	0	0	0	0	0	0	0	0	249	33.6	25 to 35	86.7	72	28.9
19/07/2021	09:00	0	13	45	105	61	15	0	0	0	0	0	0	0	0	0	0	0	0	0	239	33.3	25 to 35	88.3	76	31.8
19/07/2021	10:00	3	20	76	146	71	18	2	0	0	0	0	0	0	0	0	0	0	0	0	336	32.9	25 to 35	87.2	91	27.1
19/07/2021	11:00	1	8	51	119	73	15	6	0	0	0	0	0	0	0	0	0	0	0	0	273	33.6	25 to 35	89.0	94	34.4
19/07/2021	12:00	2	11	61	112	51	25	2	2	0	0	0	0	0	0	0	0	0	0	0	266	33.9	25 to 35	84.2	80	30.1
19/07/2021	13:00	2	4	44	108	43	26	6	0	0	0	0	0	0	0	0	0	0	0	0	233	34.7	25 to 35	83.7	75	32.2
19/07/2021	14:00	0	9	71	107	58	11	1	0	0	0	0	0	0	0	0	0	0	0	0	257	32.7	25 to 35	91.8	70	27.2
19/07/2021	15:00	0	15	52	117	65	19	7	0	0	0	0	0	0	0	0	0	0	0	0	275	33.8	25 to 35	85.1	91	33.1
19/07/2021	16:00	0	6	69	120	78	12	1	0	0	0	0	0	0	0	0	0	0	0	0	286	33.1	25 to 35	93.4	91	31.8
19/07/2021	17:00	0	8	51	117	62	18	5	2	0	0	0	0	0	0	0	0	0	0	0	263	33.9	25 to 35	87.5	87	33.1
19/07/2021	18:00	0	4	24	61	53	13	1	1	1	0	0	0	0	0	0	0	0	0	0	158	34.2	25 to 35	87.3	69	43.7
19/07/2021	19:00	1	1	17	35	31	14	4	0	0	0	0	0	0	0	0	0	0	0	0	103	36.1	25 to 35	80.6	49	47.6
19/07/2021	20:00	0	1	6	24	17	6	5	0	0	0	0	0	0	0	0	0	0	0	0	59	36.7	25 to 35	79.7	28	47.5
19/07/2021	21:00	0	1	3	15	9	4	2	1	0	0	0	0	0	0	0	0	0	0	0	35	37.5	30 to 40	80.0	16	45.7
19/07/2021	22:00	0	0	1	5	7	8	4	1	0	0	0	0	0	0	0	0	0	0	0	26	41.2	30 to 40	76.9	20	76.9
19/07/2021	23:00	0	1	0	1	1	2	1	0	1	0	0	0	0	0	0	0	0	0	0	7	45	30 to 40	57.1	5	71.4
24 Hr Summary		9	121	674	1403	811	253	68	16	3	2	0	0	0	0	0	0	0	0	0	3360	34	25 to 35	86.0	1153	34.3

Incoming Histogram
A170 inward
A170 Linkfoot Lane, Helmsley 30mph zone
from Thu-Apr-08-2021-11-00-AM to Wed-Jul-21-2021-06-59-PM

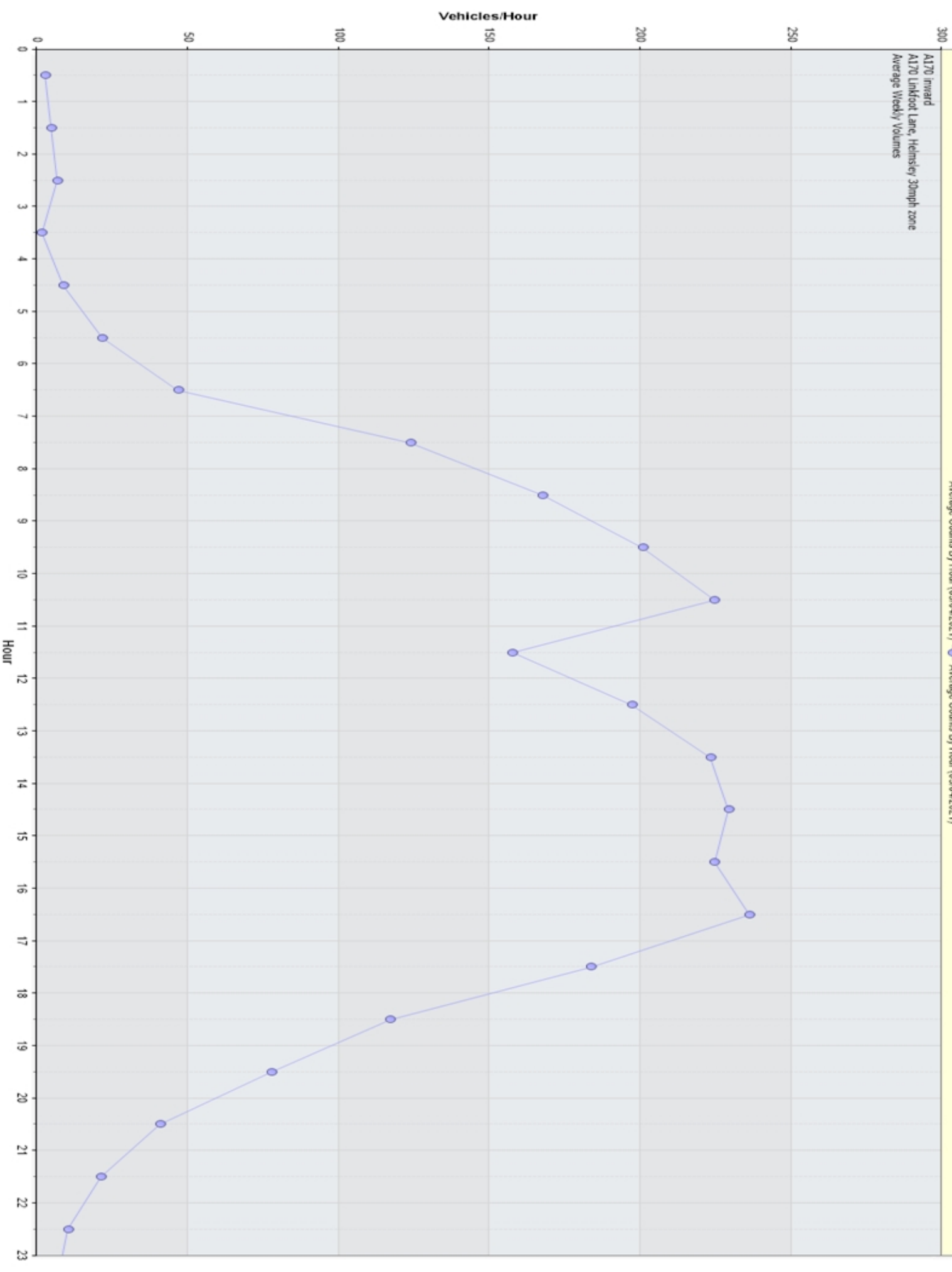
Date	Starting Hr:min	<15	15 to <20	20 to <25	25 to <30	30 to <35	35 to <40	40 to <45	45 to <50	50 to <55	55 to <60	60 to <65	65 to <70	70 to <75	75 to <80	80 to <85	85 to <90	90 to <95	95 to <100	100 to >105	Total Counts	85pct Speed	10MPH Pace	% in pace	# of Speeders	% Speeders
20/07/2021	00:00	0	0	0	0	0	0	0	0	0	0	0	0	0	0	0	0	0	0	0	0	0	*	*	*	*
20/07/2021	01:00	0	0	1	1	1	0	0	0	1	0	0	0	0	0	0	0	0	0	0	4	35	25 to 35	75.0	2	50.0
20/07/2021	02:00	0	0	0	0	0	1	2	1	0	0	0	0	0	0	0	0	0	0	0	4	45	40 to 50	100.0	4	100.0
20/07/2021	03:00	0	0	0	0	0	1	2	0	0	0	0	0	0	0	0	0	0	0	0	3	45	35 to 45	100.0	3	100.0
20/07/2021	04:00	0	0	1	3	1	1	0	0	0	0	1	0	0	0	0	0	0	0	0	7	40	25 to 35	71.4	3	42.9
20/07/2021	05:00	0	0	2	7	3	2	3	3	0	0	0	0	0	0	0	0	0	0	0	20	45	25 to 35	60.0	11	55.0
20/07/2021	06:00	0	0	3	19	15	9	12	3	0	1	0	0	0	0	0	0	0	0	0	62	42.9	30 to 40	69.4	40	64.5
20/07/2021	07:00	0	4	23	85	36	12	3	2	0	0	0	0	0	0	0	0	0	0	0	165	33.9	25 to 35	87.3	53	32.1
20/07/2021	08:00	0	12	52	109	54	19	1	0	0	0	0	0	0	0	0	0	0	0	0	247	33.4	25 to 35	87.0	74	30.0
20/07/2021	09:00	3	7	58	94	53	17	4	0	0	0	0	0	0	0	0	0	0	0	0	236	33.7	25 to 35	86.9	74	31.4
20/07/2021	10:00	0	7	49	114	84	20	2	0	0	0	0	0	0	0	0	0	0	0	0	276	33.9	25 to 35	89.5	106	38.4
20/07/2021	11:00	0	8	54	99	69	16	9	1	0	0	0	0	0	0	0	0	0	0	0	256	34.1	25 to 35	86.7	95	37.1
20/07/2021	12:00	0	9	52	109	60	21	2	0	0	0	0	0	0	0	0	0	0	0	0	253	33.8	25 to 35	87.4	83	32.8
20/07/2021	13:00	0	6	56	104	62	16	6	0	1	0	0	0	0	0	0	0	0	0	0	251	33.8	25 to 35	88.4	85	33.9
20/07/2021	14:00	0	3	46	99	56	11	3	2	0	0	0	0	0	0	0	0	0	0	0	220	33.5	25 to 35	91.4	72	32.7
20/07/2021	15:00	0	18	60	125	69	19	3	0	0	0	0	0	0	0	0	0	0	0	0	294	33.4	25 to 35	86.4	91	31.0
20/07/2021	16:00	0	6	47	132	61	18	2	0	0	0	0	0	0	0	0	0	0	0	0	266	33.4	25 to 35	90.2	81	30.5
20/07/2021	17:00	0	12	53	107	57	29	10	2	0	0	0	0	0	0	0	0	0	0	0	270	35.2	25 to 35	80.4	98	36.3
20/07/2021	18:00	1	2	25	55	49	18	4	1	0	0	0	0	0	0	0	0	0	0	0	155	35	25 to 35	83.2	72	46.5
20/07/2021	19:00	3	3	12	52	28	7	2	0	3	0	0	0	0	0	0	0	0	0	0	110	34.3	25 to 35	83.6	40	36.4
20/07/2021	20:00	0	0	5	39	19	9	1	1	1	0	0	0	0	0	0	0	0	0	0	75	35.6	30 to 40	89.3	31	41.3
20/07/2021	21:00	0	2	5	31	22	5	3	0	0	0	0	0	0	0	0	0	0	0	0	68	34.5	25 to 35	85.3	30	44.1
20/07/2021	22:00	0	1	3	13	10	6	0	0	0	0	0	0	0	0	0	0	0	0	0	33	35.8	30 to 40	87.9	16	48.5
20/07/2021	23:00	0	0	1	4	3	4	4	1	0	0	0	0	0	0	0	0	0	0	0	17	42.5	30 to 40	64.7	12	70.6
24 Hr Summary		7	100	608	1401	812	261	78	17	6	1	1	0	0	0	0	0	0	0	0	3292	34.2	25 to 35	85.7	1176	35.7

Incoming Histogram
 A170 inward
 A170 Linkfoot Lane, Helmsley 30mph zone
 from Thu-Apr-08-2021-11-00-AM to Wed-Jul-21-2021-06-59-PM

Date	Starting Hr:min	<15	15 to <20	20 to <25	25 to <30	30 to <35	35 to <40	40 to <45	45 to <50	50 to <55	55 to <60	60 to <65	65 to <70	70 to <75	75 to <80	80 to <85	85 to <90	90 to <95	95 to <100	100 to >105	Total Counts	85pct Speed	10MPH Pace	% in pace	# of Speeders	% Speeders
21/07/2021	00:00	0	0	0	2	1	1	0	0	0	0	0	0	0	0	0	0	0	0	0	4	35	30 to 40	100.0	2	50.0
21/07/2021	01:00	0	0	0	1	0	0	0	0	1	0	0	0	0	0	0	0	0	0	0	2	55	20 to 30	50.0	1	50.0
21/07/2021	02:00	0	0	0	0	0	0	2	1	0	0	0	0	0	0	0	0	0	0	0	3	50	40 to 50	100.0	3	100.0
21/07/2021	03:00	0	0	0	0	0	1	1	2	0	0	0	0	0	0	0	0	0	0	0	4	47.5	40 to 50	100.0	4	100.0
21/07/2021	04:00	0	0	2	3	2	2	0	0	0	0	0	0	0	0	0	0	0	0	0	9	37.5	25 to 35	77.8	4	44.4
21/07/2021	05:00	0	1	0	9	4	6	4	2	1	0	0	0	0	0	0	0	0	0	0	27	43.8	30 to 40	70.4	17	63.0
21/07/2021	06:00	0	0	9	23	17	9	6	2	0	0	0	0	0	0	0	0	0	0	0	66	38.9	25 to 35	74.2	34	51.5
21/07/2021	07:00	0	7	35	78	36	13	4	0	0	0	0	0	0	0	0	0	0	0	0	173	33.8	25 to 35	86.1	53	30.6
21/07/2021	08:00	0	10	67	125	55	10	2	0	0	0	0	0	0	0	0	0	0	0	0	269	32.5	25 to 35	91.8	67	24.9
21/07/2021	09:00	1	12	61	127	71	20	4	0	0	0	0	0	0	0	0	0	0	0	0	296	33.6	25 to 35	87.5	95	32.1
21/07/2021	10:00	2	8	57	114	62	18	1	0	0	0	0	0	0	0	0	0	0	0	0	262	33.4	25 to 35	88.9	81	30.9
21/07/2021	11:00	0	12	78	120	66	20	1	0	0	0	0	0	0	0	0	0	0	0	0	297	33.2	25 to 35	88.9	87	29.3
21/07/2021	12:00	0	3	60	105	59	17	6	1	0	0	0	0	0	0	0	0	0	0	0	251	33.8	25 to 35	89.2	83	33.1
21/07/2021	13:00	2	8	31	103	73	24	5	1	0	0	0	0	0	0	0	0	0	0	0	247	34.5	25 to 35	83.8	103	41.7
21/07/2021	14:00	0	10	49	102	54	16	6	0	1	0	0	0	0	0	0	0	0	0	0	238	33.8	25 to 35	86.1	77	32.4
21/07/2021	15:00	1	12	61	131	67	23	6	2	0	0	0	0	0	0	0	0	0	0	0	303	34	25 to 35	85.5	98	32.3
21/07/2021	16:00	1	8	64	141	65	11	4	0	0	0	0	0	0	0	0	0	0	0	0	294	32.8	25 to 35	91.8	80	27.2
21/07/2021	17:00	0	4	48	97	59	17	9	1	0	0	0	0	0	0	0	0	0	0	0	235	34.3	25 to 35	86.8	86	36.6
21/07/2021	18:00	0	0	7	39	32	13	2	0	0	0	0	0	0	0	0	0	0	0	0	93	35.4	30 to 40	90.3	47	50.5
21/07/2021	19:00	*	*	*	*	*	*	*	*	*	*	*	*	*	*	*	*	*	*	*	*	*	*	*	*	*
21/07/2021	20:00	*	*	*	*	*	*	*	*	*	*	*	*	*	*	*	*	*	*	*	*	*	*	*	*	*
21/07/2021	21:00	*	*	*	*	*	*	*	*	*	*	*	*	*	*	*	*	*	*	*	*	*	*	*	*	*
21/07/2021	22:00	*	*	*	*	*	*	*	*	*	*	*	*	*	*	*	*	*	*	*	*	*	*	*	*	*
21/07/2021	23:00	*	*	*	*	*	*	*	*	*	*	*	*	*	*	*	*	*	*	*	*	*	*	*	*	*
24 Hr Summary		7	95	629	1320	723	221	63	12	3	0	0	0	0	0	0	0	0	0	0	3073	33.9	25 to 35	87.0	1022	33.3

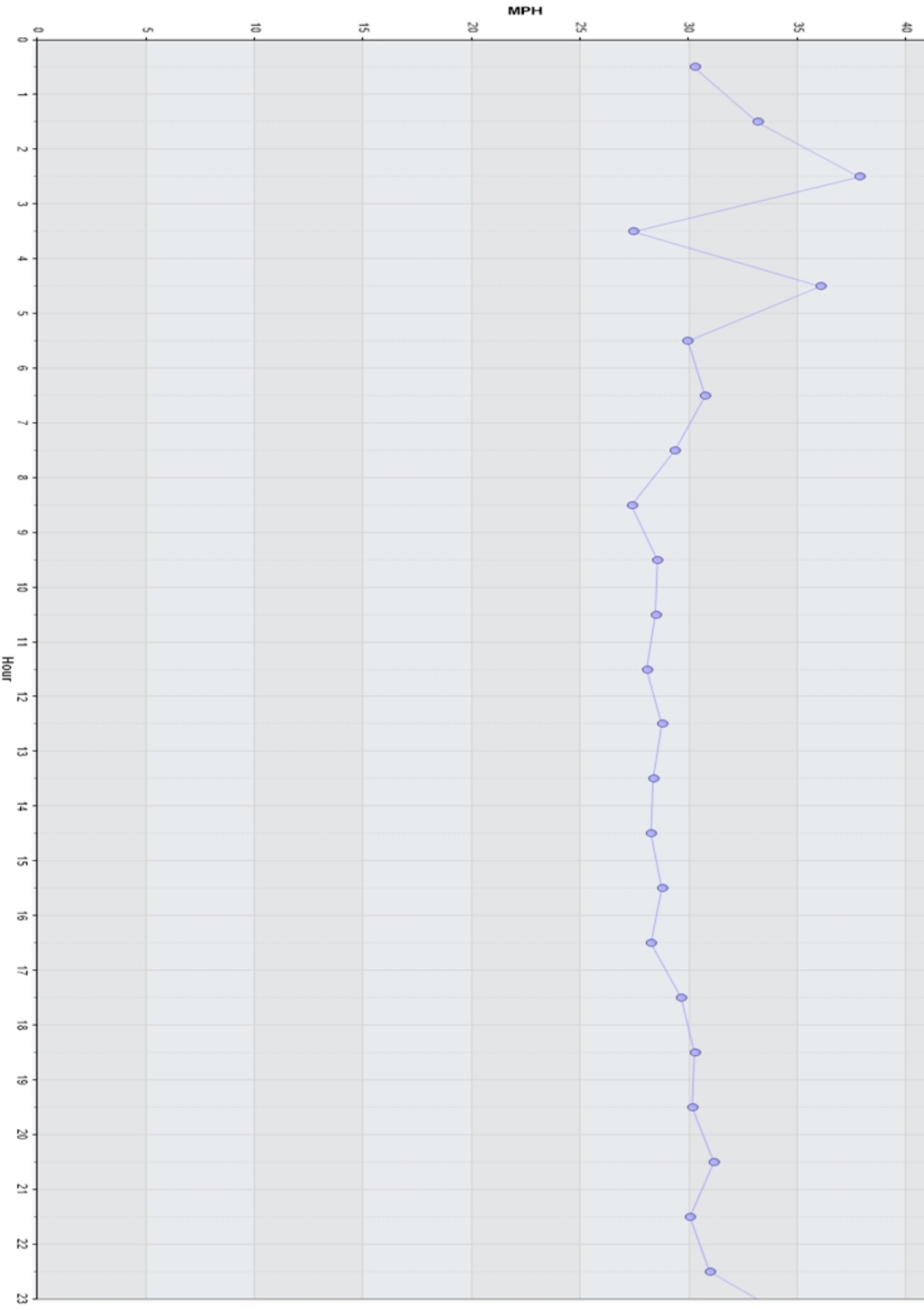
Incoming: Average Hourly Volume for Week of 05/04/2021
Average Counts By Hour (05/04/2021)

A170 Inward
A170 Linkfoot Lane, Heinsley 30mph zone
Average Weekly Volumes



Incoming: Average Hourly WEEKDAY Speeds for Week of 05/04/2021

AL70 Inward
AL70 Linford Lane, Helmsley 30mph zone
Average Weekly Speeds




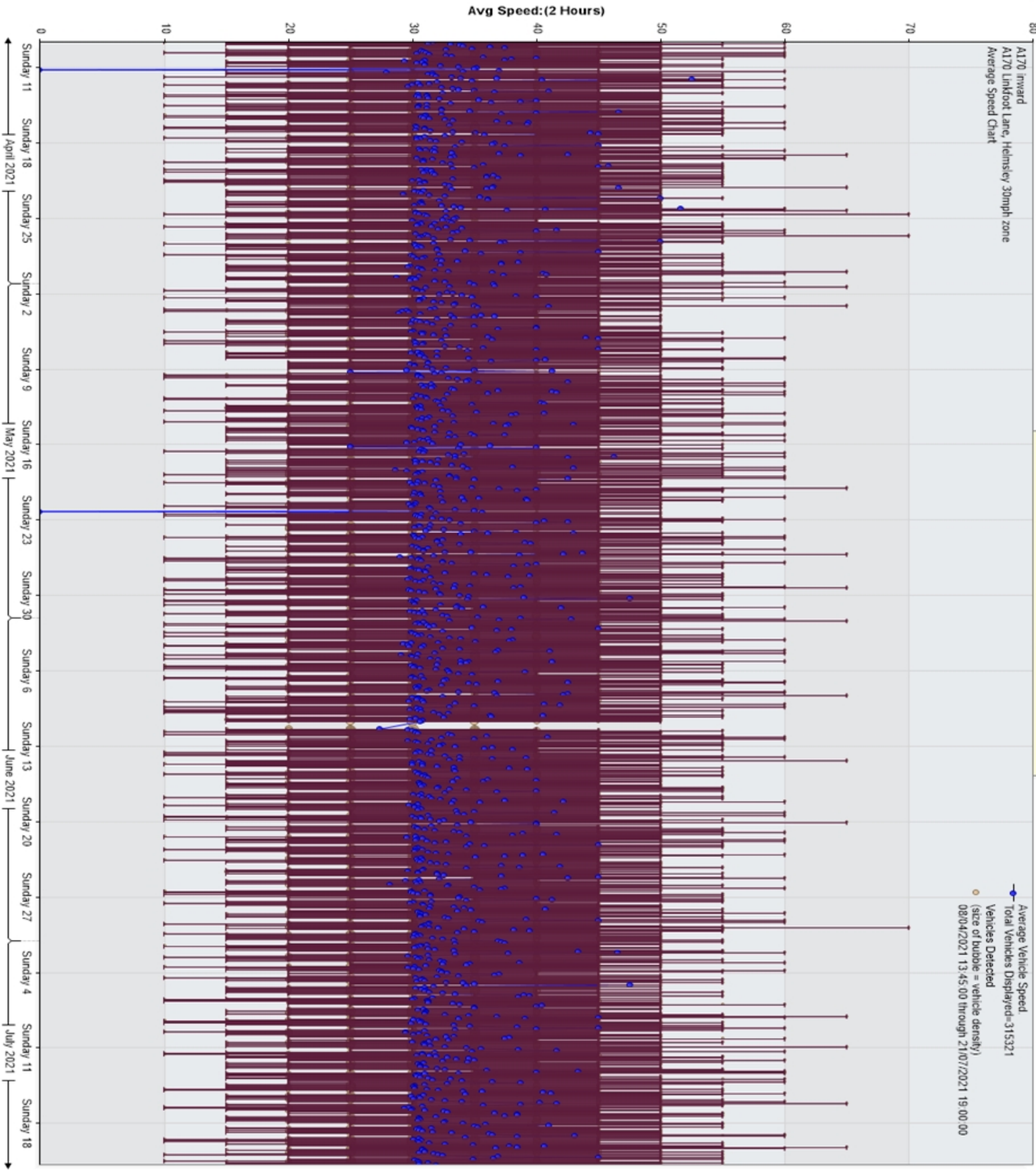
Incoming: Daily Volume for Week of 05/04/2021

Daily Vehicle Counts

Daily Vehicle Counts

A170 Inward
A170 Linkfoot Lane, Heintzley 30mph zone
Daily Volumes





Zoom
help

Vehicle Counts vs. Time [A170 Inward: Incoming]

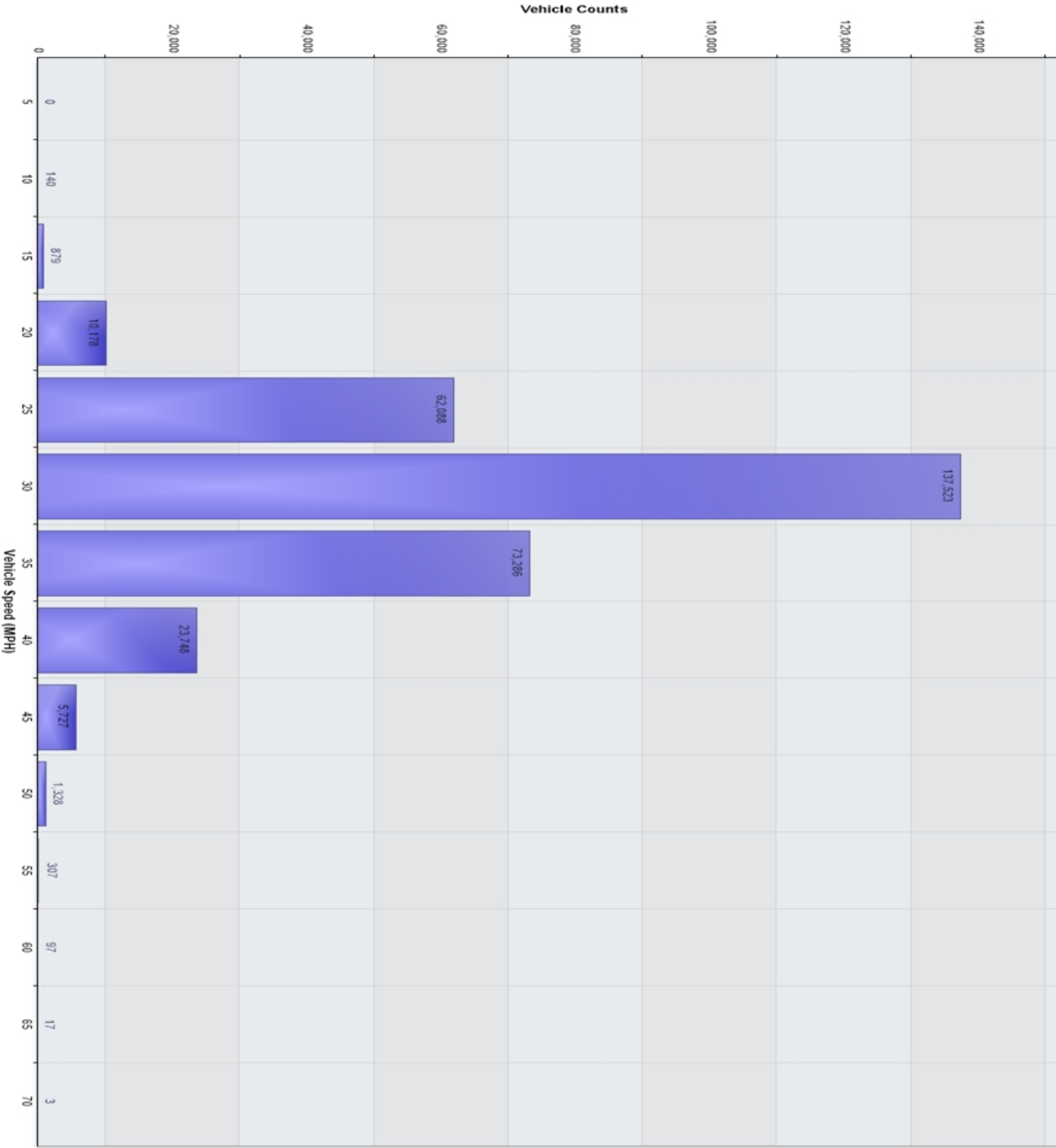
Vehicle Counts vs. Time In Total Vehicles Displayed=315321



Vehicle Counts Vs. Speed [A170 Inward-Incoming]

A170 Inward
A170 Linkfoot Lane, Hensley 30mph zone
Volume By Speed Histogram

315,321 Counts



Percentile Counts Vs. Speed for [A170 Inward: Incoming]

A170 Inward
A170 Link/oot Lane, Helmley 30mph zone
85th Pct Speed=33.9 MPH
Vehicles in data=315321
08/04/2021 11:00:00 to 21/07/2021 18:59:59

